



Maglin Site Furniture EPD Transparency Brief

DECLARATION OWNER	Maglin Site Furniture 3-468 Innovation Way, Woodstock, ON https://www.maglin.com/
PRODUCT TYPE	Bike Rack
DECLARED FUNCTIONAL UNIT	1 Bike Rack Series
PRODUCT NAME	100 Series - 100 Bike Rack: MBR-0100-00001; MBR-0100-00003
DESCRIPTION	100 Series - 100 Bike Rack: H.S. Steel Tube, Aluminum Spun Top, Surface Mount or Direct Burial, 2 Bike Configuration
PROGRAM OPERATOR	Labeling Sustainability 11670 W Sunset Blvd., Los Angeles, CA 90049 www.epdregistration.com
PRODUCT CATEGORY RULE (PCR)	ISO 21930:2017 Sustainability in buildings and civil engineering works - Core rules for environmental product declarations of construction products and services and Sub Product Category Rule for Site Furnishings, CSI MasterFormat, Section 32 22 00 PCR Program Operator: Labeling Sustainability .PCR review was conducted by: Geoffrey Guest, Ph.D.
INDEPENDENT LCA REVIEWER AND EPD VERIFIER	This declaration was independently verified in accordance with ISO 14025:2006. Independent verification of the declaration, according to ISO 14025:2006 Internal; External X Third Party Verifier Geoffrey Guest, Certified 3rd Party Verifier under the Labeling Sustainability Program (www.labelingsustainability.com), CSA Group (www.csaregistris.ca)
DATE OF ISSUE	16 November 2021
PERIOD OF VALIDITY	5 years; valid until 16 November 2026
EPD NUMBER	248ca604-67da-497a-8bd8-eac8d3746f28



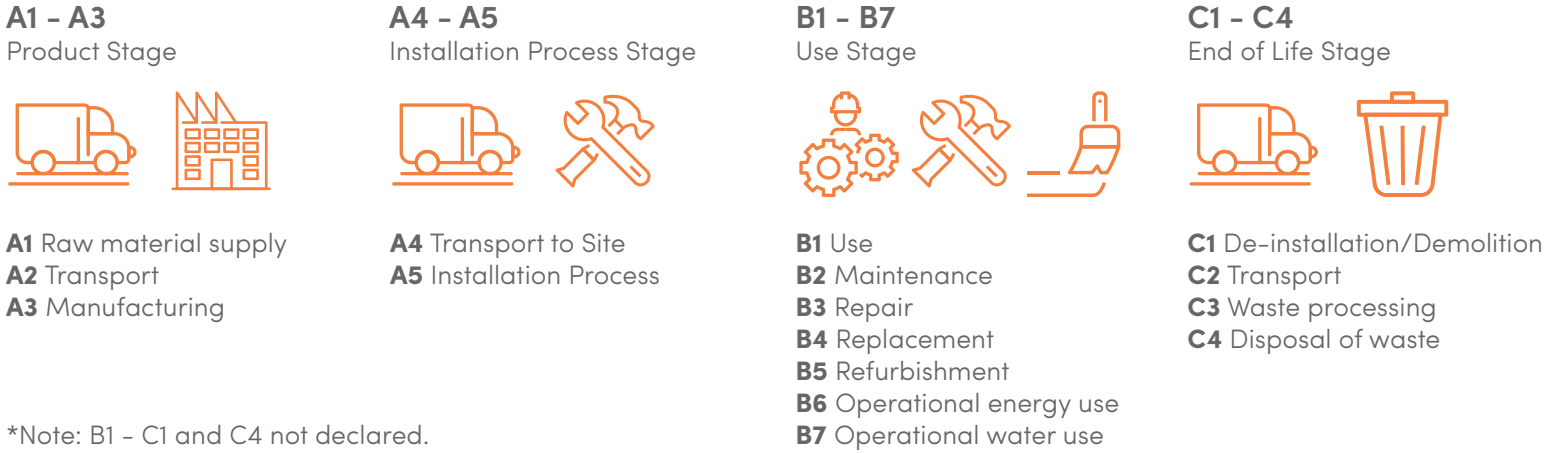
MBR-0100-00003



MBR-0100-00001

System boundary

The following figure depicts the cradle-to-grave system boundary considered in this study:



Life Cycle Impact Metrics		Unit	MBR-0100-00003	MBR-0100-00001	Mean
AP	Environmental Impact: acidification	kg SO2eq	0.433	1.29	0.862
EP	Environmental Impact: ecotoxicity	kg 2,4-D-	0.00894	0.0159	0.0124
GWP	Environmental Impact: global warming	kg CO2-Eq	61.3	97.8	79.6
ODP	Environmental Impact: ozone depletion	kg CFC-11	5.98E-06	1.04E-05	8.19E-06
PCOP	Environmental Impact: photochemical oxidation	kg O3eq	0.164	0.242	0.203
ADPe	Abiotic depletion - elements	kg Sbeq	0.00432	0.00597	0.00514
ADPf	Abiotic depletion - fossil fuels	kg Sbeq	0.473	0.77	0.621

Life Cycle Inventory Metrics		Unit	MBR-0100-00003	MBR-0100-00001	Mean
TPE	Total primary energy	MJ-Eq	1050	1690	1370
NRR	Non-renewable resources	kg	113	125	119
RE	Renewable energy	MJ-Eq	59.6	97.1	78.4
LFW	Environmental Impact: land filling, bulk waste	kg waste	24.7	30.9	27.8
LFHW	Environmental Impact: land filling, hazardous waste	kg waste	0.0028	0.00353	0.00316
WDP	Water depletion	m3 water	0.527	0.82	0.674
NRE	Non-renewable energy	MJ-Eq	988	1590	1290
RR	Renewable resources	m3	0.00162	0.0027	0.00216

Percentages of Impact/Inventory across all Life Cycle Stages

Charts display series range mean

