

STAKE BEYOND EDGE OF ROOT BALL USING ONE (1) STAKE 2400MM (MIN) LONG. SECURE TRUNK IN THE DIRECTION OF PREVAILING WIND WITH ARBOR TIES. ARBOR TIE SHALL BE FASTENED IN A MANNER WHICH SUPPORTS TREE, AND ALLOWS FOR SLACK TO PERMIT SOME TRUNK MOVEMENT

REMOVE DAMAGED OR OBJECTIONABLE BRANCHES, FOLLOW THE MOST RECENT CANADIAN NURSERY & TRADES ASSOCIATION PRACTICE. DO NOT PRUNE LEADER. PRUNE ONLY WHEN TREE IS DORMANT.

ROOT COLLAR TO BE SET 100mm ABOVE FINISHED GRADE

75mm SHREDDED MULCH AS PER SPECIFICATIONS

CONSTRUCT 100mm SAUCER AROUND TREE BASE

FINISH GRADE

TOPSOIL MIX, LIGHTLY COMPACT AND WATER WELL TO ELIMINATE AIR POCKETS AND PREVENT SETTLEMENT

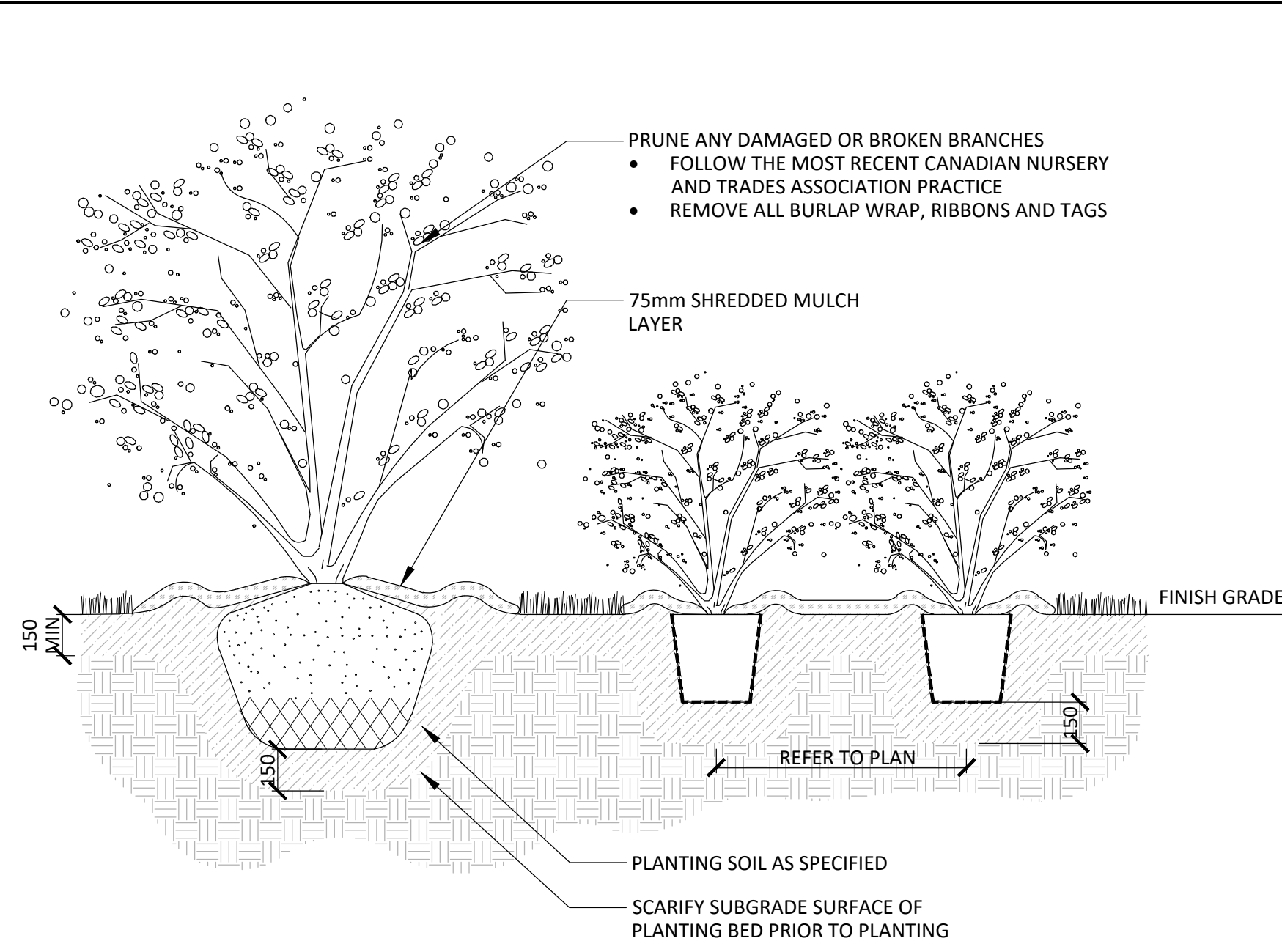
CUT AND REMOVE BURLAP AND WIRE BASKET FROM TOP 1/3 OF ROOT BALL WITHOUT DISTURBING ROOTS

SCARIFY SURFACE OF SUBGRADE PRIOR TO PLANTING

MIN 150mm TAMPED MOUND OF PLANTING SOIL TO PREVENT SETTLEMENT

**NOTES:**  
 1. REMOVE STAKE AFTER ONE YEAR OR UNTIL TAKEOVER UNLESS OTHERWISE DIRECTED BY THE LANDSCAPE ARCHITECT.  
 2. TOPSOIL MIXTURE AND SHREDDED MULCH AS PER SPECIFICATION

**1 CONIFEROUS TREE PLANTING**  
 1:30



PRUNE ANY DAMAGED OR BROKEN BRANCHES

- FOLLOW THE MOST RECENT CANADIAN NURSERY AND TRADES ASSOCIATION PRACTICE
- REMOVE ALL BURLAP WRAP, RIBBONS AND TAGS

75mm SHREDDED MULCH LAYER

FINISH GRADE

REFER TO PLAN

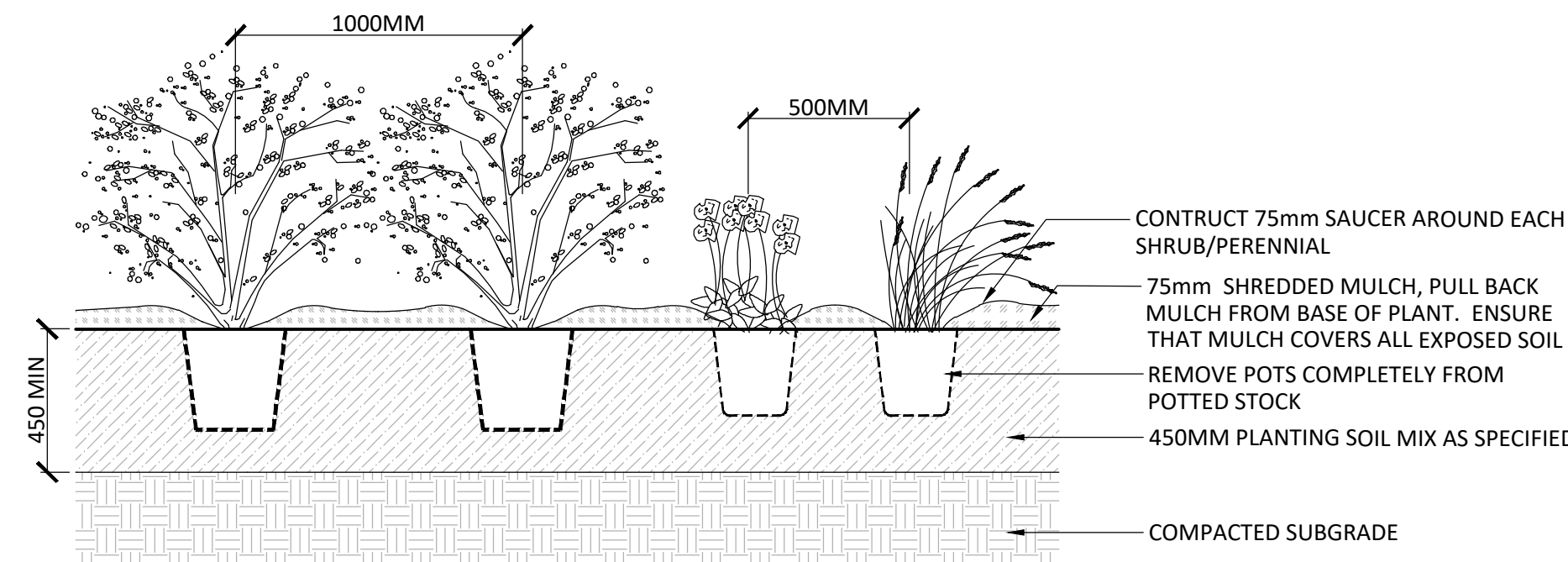
PLANTING SOIL AS SPECIFIED

SCARIFY SUBGRADE SURFACE OF PLANTING BED PRIOR TO PLANTING

**NOTES:**  
 1. SHRUBS SPECIFIED TO BE PLANTED SO THAT ROOTS ARE FULLY EXTENDED IN PLANTING HOLE WITH SOIL MIX BACKFILLED CAREFULLY TO PREVENT ROOT DAMAGE  
 2. PROVIDE 100mm HIGH EARTH SAUCER AROUND SHRUB BED

**3 MULTISTEM SHRUB AND LARGE SHRUB PLANTING**  
 1:20

**3 MULTISTEM SHRUB AND LARGE SHRUB PLANTING**  
 1:20



CONSTRUCT 75mm SAUCER AROUND EACH SHRUB/PERENNIAL

75mm SHREDDED MULCH, PULL BACK MULCH FROM BASE OF PLANT. ENSURE THAT MULCH COVERS ALL EXPOSED SOIL

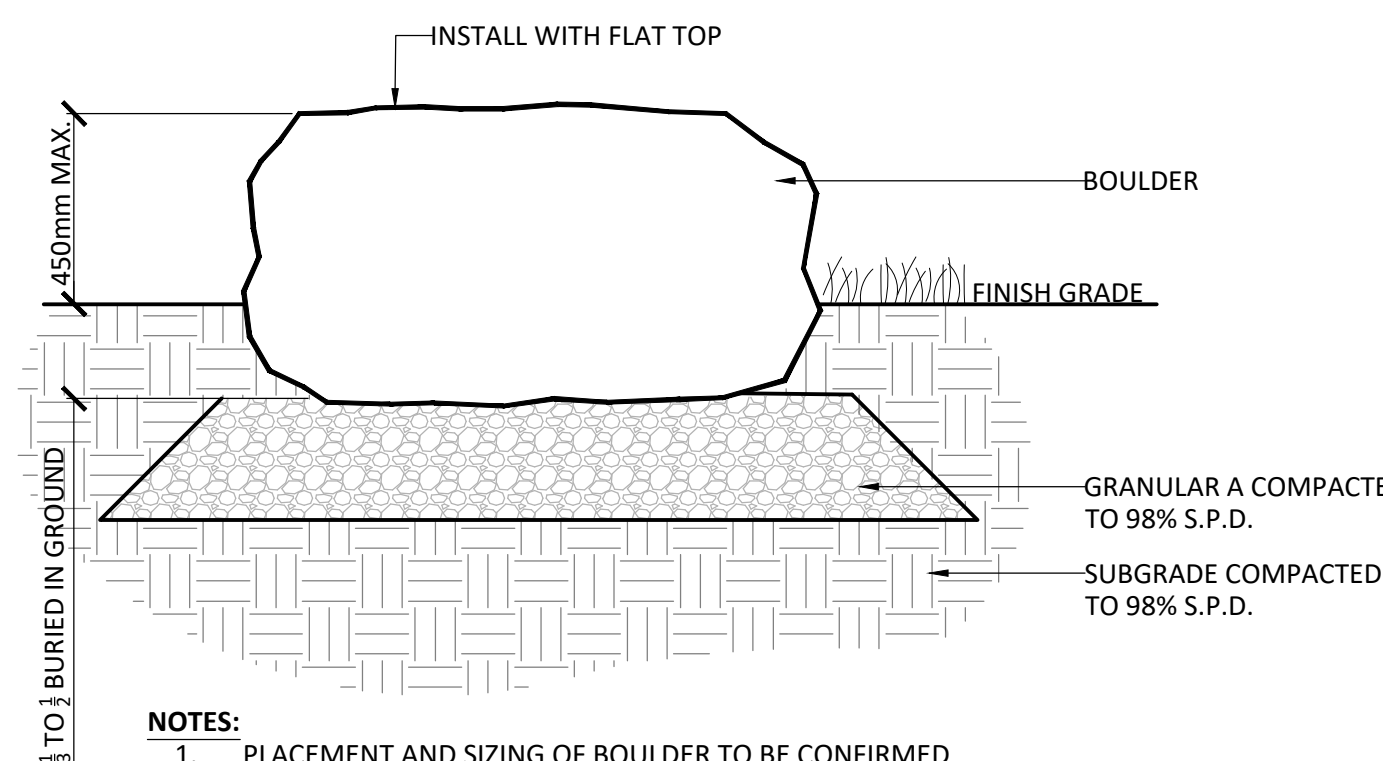
REMOVE POTS COMPLETELY FROM POTTED STOCK

450mm PLANTING SOIL MIX AS SPECIFIED

COMPACTED SUBGRADE

**4 SMALL SHRUB AND PERENNIAL PLANTING**  
 1:20

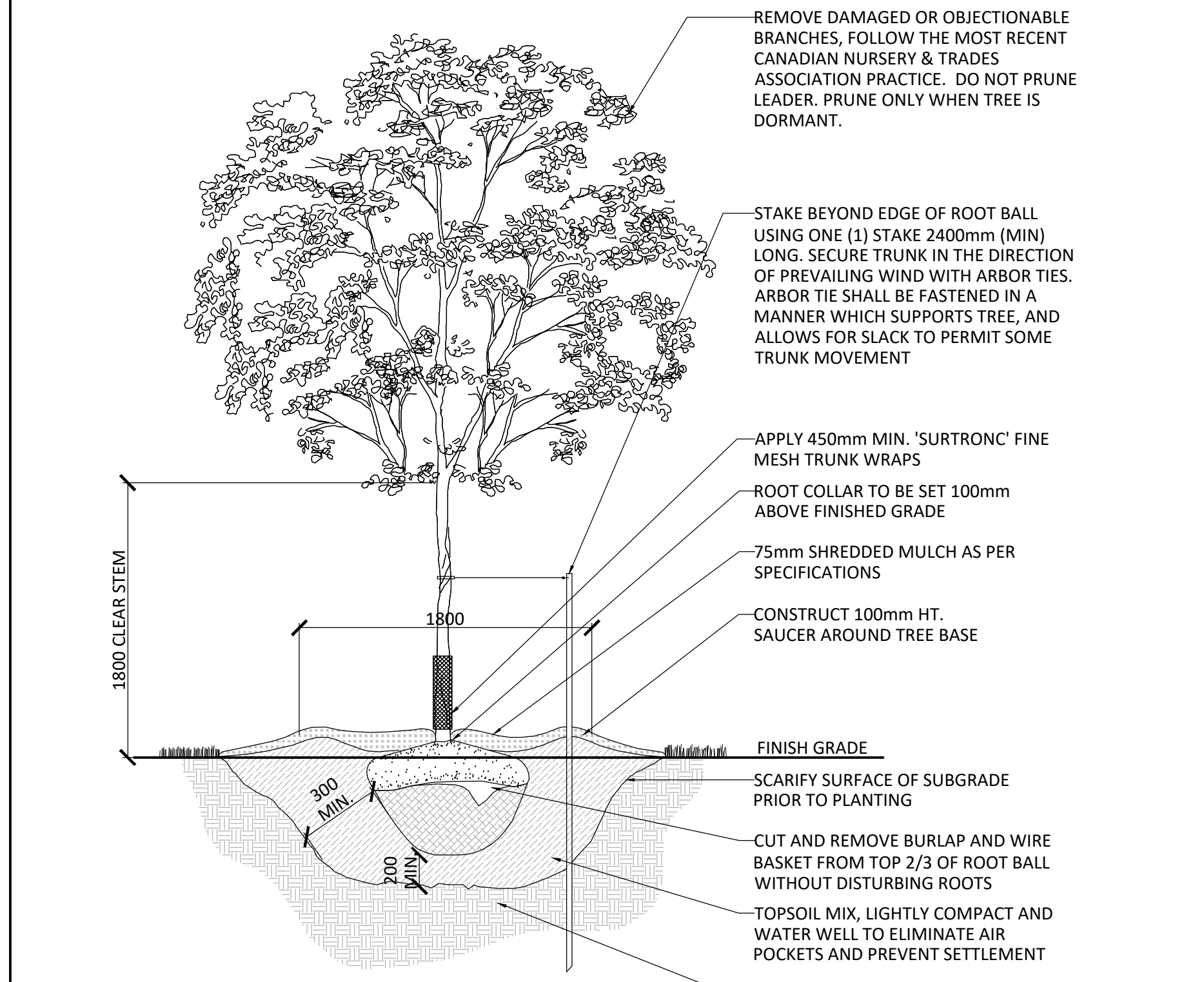
**4 SMALL SHRUB AND PERENNIAL PLANTING**  
 1:20



**NOTES:**  
 1. PLACEMENT AND SIZING OF BOULDER TO BE CONFIRMED ON SITE AND APPROVED BY LANDSCAPE ARCHITECT  
 2. NO SHARP EDGES, CRACKS OR SPALLING.  
 3. NO FROST SUSCEPTIBLE BOULDERS

**5 ACCENT BOULDER IN PLANTING BED**  
 1:20

**5 ACCENT BOULDER IN PLANTING BED**  
 1:20



REMOVE DAMAGED OR OBJECTIONABLE BRANCHES, FOLLOW THE MOST RECENT CANADIAN NURSERY & TRADES ASSOCIATION PRACTICE. DO NOT PRUNE LEADER. PRUNE ONLY WHEN TREE IS DORMANT.

STAKE BEYOND EDGE OF ROOT BALL USING ONE (1) STAKE 2400mm (MIN) LONG. SECURE TRUNK IN THE DIRECTION OF PREVAILING WIND WITH ARBOR TIES. ARBOR TIE SHALL BE FASTENED IN A MANNER WHICH SUPPORTS TREE, AND ALLOWS FOR SLACK TO PERMIT SOME TRUNK MOVEMENT

APPLY 450mm MIN. 'SURTRONC' FINE MESH TRUNK WRAPS

ROOT COLLAR TO BE SET 100mm ABOVE FINISHED GRADE

75mm SHREDDED MULCH AS PER SPECIFICATIONS

CONSTRUCT 100mm HT. SAUCER AROUND TREE BASE

FINISH GRADE

SCARIFY SURFACE OF SUBGRADE PRIOR TO PLANTING

CUT AND REMOVE BURLAP AND WIRE BASKET FROM TOP 2/3 OF ROOT BALL WITHOUT DISTURBING ROOTS

TOPSOIL MIX, LIGHTLY COMPACT AND WATER WELL TO ELIMINATE AIR POCKETS AND PREVENT SETTLEMENT

COMPACTED SUBGRADE

**NOTES:**  
 1. REMOVE STAKE AFTER ONE YEAR OR UNTIL TAKEOVER, UNLESS OTHERWISE DIRECTED BY THE LANDSCAPE ARCHITECT.  
 2. TOPSOIL MIXTURE AND SHREDDED MULCH AS PER SPECIFICATION  
 3. REMOVE TREE WRAP AFTER PLANTING  
 4. CALIPER TO BE MEASURED AT THE BASE OF TREE AT ROOT BALL.

**2 DECIDUOUS TREE PLANTING**  
 1:30

**2 DECIDUOUS TREE PLANTING**  
 1:30

Contractor shall check all dimensions on the work and report any discrepancy to the Landscape Architect before proceeding. All drawings and specifications are the property of the Landscape Architect and must be returned at the completion of the work. This drawing is not to be used for construction until signed by the Landscape Architect.

No.	Description	Date
5	Issued for revised SPA First Submission	26-02-27
4	Issued for SPA First Submission	26-01-15
3	Issued for Client Review	26-01-14
2	Issued for Review & Coordination	25-12-12
1	Issued for Client Review	25-11-26

**OWNER/APPLICANT**  
 WATERIDGE LIFESTYLE LTD.  
 1505 Carling Avenue, Ottawa ON K1Z 7L9

**ARCHITECT**  
 T BOCHARDME ARCHITECT  
 3541 RJS Cove Road, Portland ON K0G 3Y0

**CIVIL**  
 ROBINSON LAND DEVELOPMENT  
 2936 Baseline Road, Ottawa ON K7X 7G3

**LANDSCAPE ARCHITECT**  
 NAK DESIGN STRATEGIES  
 1285 Wellington St., Ottawa ON K1Y 3A8


**MECHANICAL & ELECTRICAL**  
 GOODRICH, WEEDMARK & ASSOCIATES LTD.  
 1888 Woodward Drive, Ottawa ON K2C 3R8

**SURVEYOR**  
 MONUMENT-URSD SURVEYING LTD.  
 1755 Woodward Drive, #200, Ottawa ON K2C 0P9

**GEOTECH ENGINEER**  
 CAMBULUM CONSULTING & ENGINEERING  
 33 Hippen Court, #202, Kingston ON K7K 7G3

**STRUCTURAL ENGINEER**  
 EHM STRUCTURAL LTD.  
 333 Preston Street, #130, Ottawa ON K3S 5N4

**PROPERTY LEGAL DESCRIPTION:**  
 Part of Lots 21, 22, and 23, Concession 1 (Ottawa Front), Geographic Township of Gloucester Registered Plan 016-1621, City of Ottawa.



**NAK design strategies**

1285 WELLINGTON STREET, OTTAWA, ON K1Y 3A8 CANADA  
 T 613.237.2345 NAKDESIGNSTRATEGIES.COM

WATERIDGE LIFESTYLES - PHASE 1 RETIREMENT HOME  
 Block 21 Wateridge Village  
 200 Codd's Road, Ottawa ON K1K 5C6

Date	2025-11-04	Sheet
Scale	1:300	<b>L3.1</b>
Drawn	JE	
Checked	MK	
Job No.	25-360	

CITY FILE N° DXX-XX-XX-XXXX

PLAN N° XXXXX