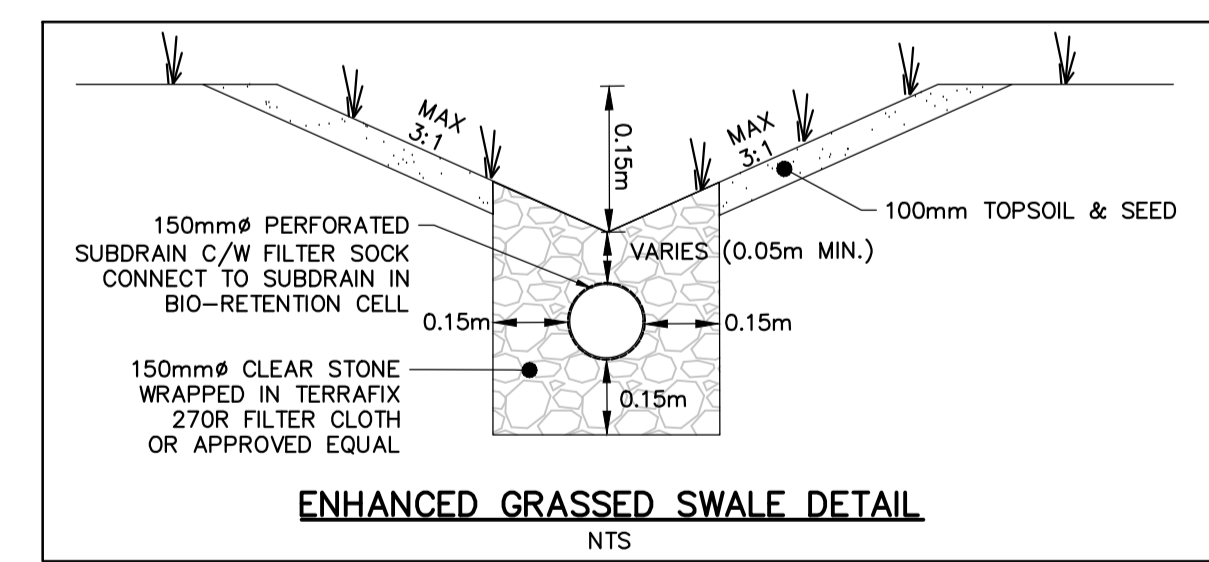
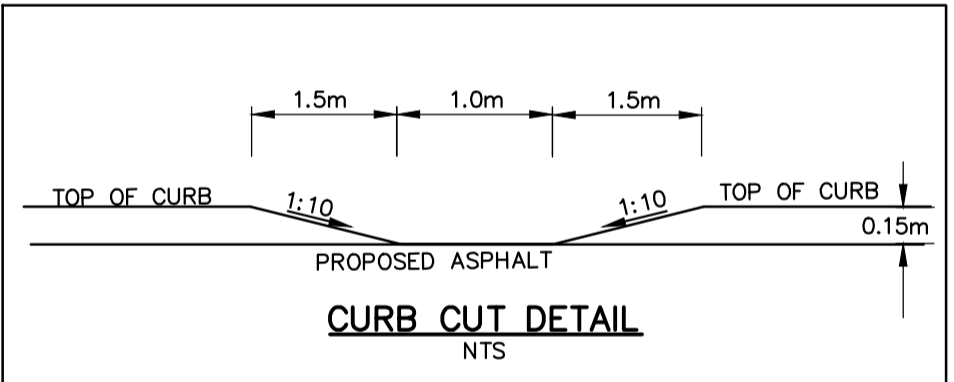
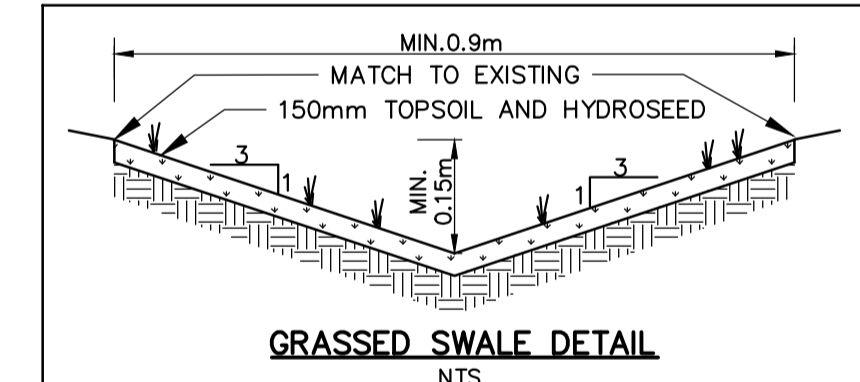


PAVEMENT STRUCTURE			
Course	Compaction Requirement	Light Duty	Heavy Duty
Surface Course Asphalt	OPSS 310	50mm HL3 or HL5	40mm HL3 or HL5
Binder Course Asphalt	OPSS 310	50mm HL8(2 lifts)	50mm HL8(2 lifts)
Granular Base	100% SPMD(D)(ASTM-D698)	150mm OPSS 1010 Granular A	150mm OPSS 1010 Granular A
Granular Subbase	98% SPMD(D)(ASTM-D698)	300mm OPSS 1010 Granular B	450mm OPSS 1010 Granular B



LEGEND

- CB PROPOSED CATCHBASIN
- LCB PROPOSED LAWN CATCHBASIN
- CBMH PROPOSED CATCHBASIN MANHOLE
- D/CBMH PROPOSED DITCH INLET CATCHBASIN MANHOLE
- STMMH PROPOSED STORM MANHOLE
- SANMH PROPOSED SANITARY MANHOLE
- OGS PROPOSED OIL GRIT SEPARATOR
- x 262.25(TW) PROPOSED TOP OF RETAINING WALL
- x 262.25(BW) PROPOSED BOTTOM OF RETAINING WALL
- x 262.25(SW) PROPOSED BOTTOM OF SWALE
- x 262.25(TDC) PROPOSED TOP OF DEPRESSED CURB
- x 262.25(TC) PROPOSED TOP OF CURB
- x 262.25(BC) PROPOSED BOTTOM OF CURB
- 89.20 — EXISTING COUNTER
- — — PROPERTY BOUNDARY

DISCLAIMER AND COPYRIGHT
 CONTRACTOR MUST VERIFY ALL DIMENSIONS AND BE RESPONSIBLE FOR SAME. ANY DISCREPANCIES MUST BE REPORTED TO THE ENGINEER BEFORE COMMENCING WORK. DRAWINGS ARE NOT TO BE SCALED.
 TATHAM ENGINEERING LIMITED CLAIMS COPYRIGHT TO THIS DRAWING WHICH MAY NOT BE USED FOR ANY PURPOSE OTHER THAN THAT PROVIDED IN THE CONTRACT BETWEEN THE OWNER/CLIENT AND THE ENGINEER WITHOUT THE EXPRESS CONSENT OF TATHAM ENGINEERING LIMITED.

TOPOGRAPHIC SURVEY WAS COMPLETED BY STANTEC CONSULTING DATED JULY 19, 2016. ELEVATIONS SHOWN HEREON ARE GEODETIC (CGVD-1928:1978) AND ARE DERIVED FROM NCC VERTICAL CONTROL MONUMENT No.217 HAVING AN ELEVATION OF 85.00.
TBM: TOP OF SPINDLE OF FIRE HYDRANT LOCATED ON THE SITE NORTH ENTRANCE. ELEVATION=84.14m.

No.	REVISION DESCRIPTION	DATE	ENGINEER STAMP
1.	ISSUED FOR SPA	JAN 2023	
2.	RE-ISSUED FOR SPA	MAR 2023	
3.	RE-ISSUED FOR SPA	JUN 2023	
4.	RE-ISSUED FOR SPA	AUG 2023	
5.	RE-ISSUED FOR SPA	DEC 2023	

BRIDOR DEVELOPMENTS
 2380 & 2396 CLÉROUX CRESCENT
 CITY OF OTTAWA

SITE GRADING PLAN

TATHAM ENGINEERING

DESIGN: HY FILE: 523650 DWG: **C200**
 DRAWN: HY DATE: JAN 2023
 CHECK: GC SCALE: 1:300

PLAN# 18569