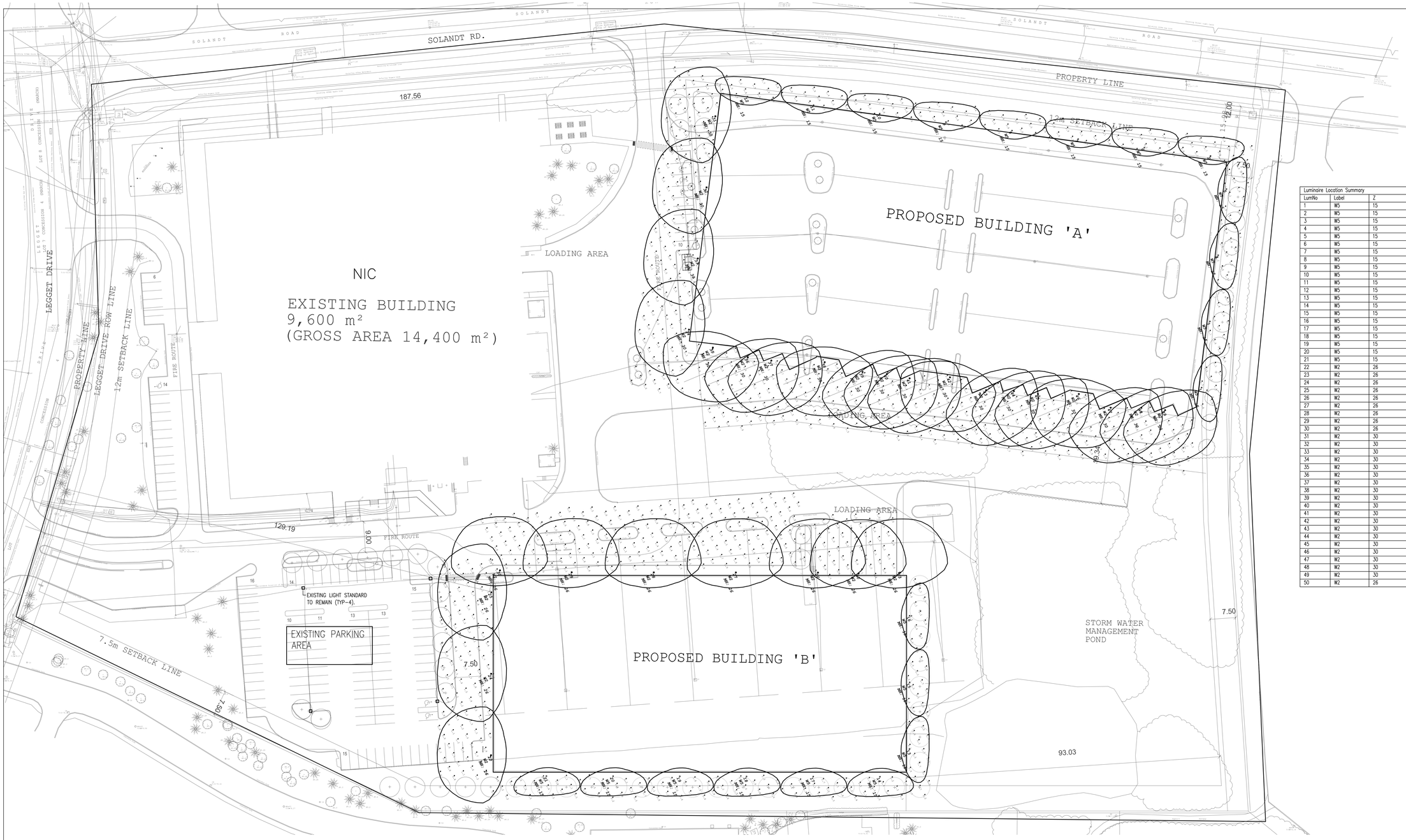

Luminaire Location Summary		
LumNo	Label	Z
1	W5	15
2	W5	15
3	W5	15
4	W5	15
5	W5	15
6	W5	15
7	W5	15
8	W5	15
9	W5	15
10	W5	15
11	W5	15
12	W5	15
13	W5	15
14	W5	15
15	W5	15
16	W5	15
17	W5	15
18	W5	15
19	W5	15
20	W5	15
21	W5	15
22	W2	26
23	W2	26
24	W2	26
25	W2	26
26	W2	26
27	W2	26
28	W2	26
29	W2	26
30	W2	26
31	W2	30
32	W2	30
33	W2	30
34	W2	30
35	W2	30
36	W2	30
37	W2	30
38	W2	30
39	W2	30
40	W2	30
41	W2	30
42	W2	30
43	W2	30
44	W2	30
45	W2	30
46	W2	30
47	W2	30
48	W2	30
49	W2	30
50	W2	26

Luminaire Schedule							
Symbol	Qty	Label	Lum. Lumens	LLF	Lum. Watts	Description	[MANUFAC]
	29	W2	9140	0.900	106.6	101L-32L-1000-NW-G1-4	SIGNIFY GARDCO
	21	W5	2849	0.900	27	101L-16L-530-NW-G1-2	SIGNIFY GARDCO

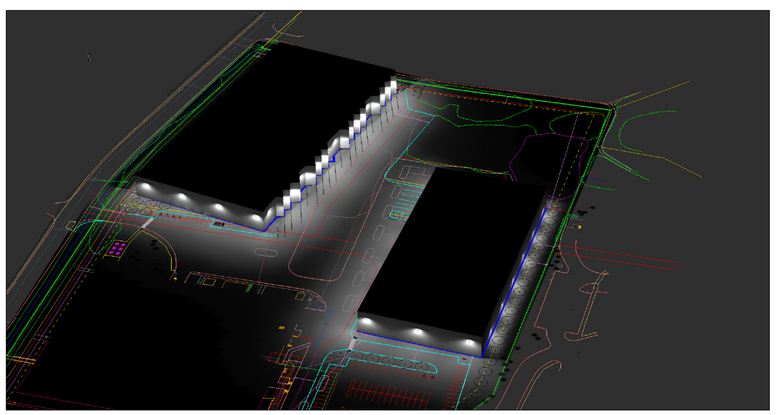

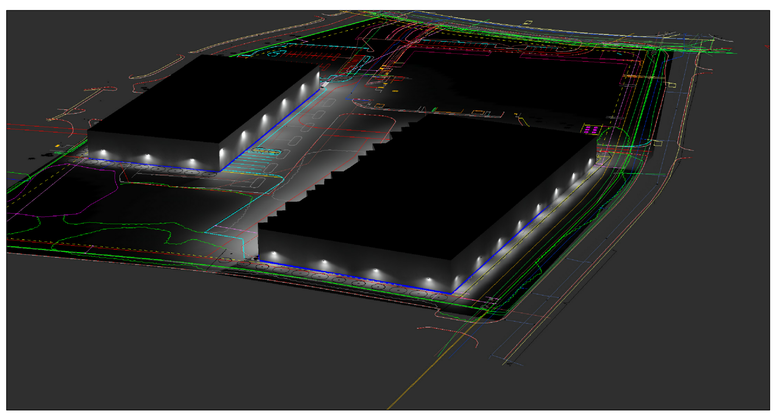

Calculation Summary							
Label	CalcType	Units	Avg	Max	Min	Avg/Min	Max/Min
Bldg A Front	Illuminance	Fc	1.38	2.5	0.4	3.45	6.25
Bldg A Load	Illuminance	Fc	2.36	4.6	0.2	11.80	23.00
Bldg A Security	Illuminance	Fc	1.51	4.3	0.2	7.55	21.50
Bldg B Front	Illuminance	Fc	1.35	2.9	0.0	N.A.	N.A.
Bldg B Load	Illuminance	Fc	2.14	3.1	1.0	2.14	3.10
Bldg B North side	Illuminance	Fc	1.15	2.6	0.4	2.88	6.50
Bldg B Security	Illuminance	Fc	1.39	4.5	0.1	13.90	45.00

MEI

MADONNA ENGINEERING INC.
93 Woodstream Blvd Unit 10
Woodbridge, Ontario L4L 7Y7
Tel: (905) 265 1911 Fax: (905) 265 1998

GENERAL NOTES

- THIS DRAWING IS THE PROPERTY OF MADONNA ENGINEERING INC. AND CANNOT BE REPRODUCED WITHOUT WRITTEN PERMISSION.
- ALL MEASUREMENTS MUST BE VERIFIED ON SITE BY CONTRACTOR AND REPORT ANY DISCREPANCIES TO MADONNA ENGINEERING INC. BEFORE PROCEEDING WITH THE WORK.
- DO NOT SCALE DRAWINGS.
- THIS DRAWING SHALL NOT BE USED FOR CONSTRUCTION UNLESS NOTED AS 'ISSUED FOR CONSTRUCTION' BELOW.

LICENSED PROFESSIONAL ENGINEER
2021-10-22
A.A. MADONNA
PROVINCE OF ONTARIO

No.	Description	Date
1.	SPA PERMIT	2021-10-22

Location
Access Storage Legget Drive
Kanata, ON

Project Title
SITE PLAN- PHOTOMETRIC LAYOUT

Project number	21-0xx
Date	OCTOBER
Drawn by	E.L.
Checked by	A.M.
Scale	1:400
Sheet Number	E-1