

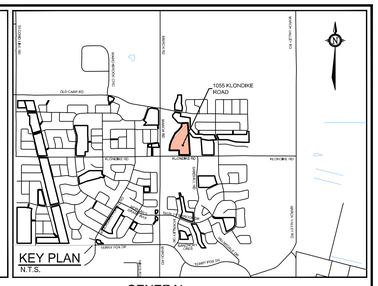

LEGEND

- EXISTING TREE TO REMAIN. SYMBOL SIZE REFLECTS CRZ
- PROPOSED DECIDUOUS TREE
- PROPOSED SHRUBS
- PROPOSED ORNAMENTAL GRASSES
- PERENNIALS
- RIVERSTONE GROUND COVER
- KEY ## — SPECIES (SEE PLANT LIST); QUANTITY
- 1.8m HT. WOOD PRIVACY FENCE
- 1.5m HT.BLACK VINYL CHAIN LINK FENCE

GENERAL

1. Read and interpret this drawing/ drawing set in conjunction with all the contract details and specifications, including related civil, utility, structural, architectural, mechanical, electrical, environmental, geotechnical, and survey information.
2. The Contractor is to determine the exact location, size, material, and elevation of all existing utilities prior to commencing construction. Protect and assume responsibility for all existing utilities regardless of being shown on the drawings.
3. It is essential to use the plans and details in conjunction with the specifications and notes.
4. Do not scale drawings. Work to dimensions only.
5. Protect all existing and retained vegetation for the duration of construction according to the contract details and specifications.
6. Reinstate all areas and items damaged or disturbed, beyond the Limit of Work, because of construction activities, including but not limited to construction staging areas, haul roads, stockpile areas, etc. to the satisfaction of the Consultant. Unless otherwise noted, Contractor is to reinstate all areas to pre-construction condition or better to the satisfaction of the Contract Administrator.

PLANTING

1. Plant material to be No. 1 Grade and is to comply with Canadian Standards for Nursery Stock (latest edition) published by the Canadian Nursery Landscape Association.
2. Use structurally sound plant material with strong fibrous root system free of disease, defects, and injuries. Use trees with straight trunks, well and characteristically branched for species. Obtain approval from consultant of plant material at source prior to digging. All trees and shrubs to be container grown, potted, W/B or B/B, as indicated on Plant List. Bare root plants are only acceptable for certain species and as approved by the Landscape Architect.
3. Plant material substitutions are not be permitted without the written approval from the Consultant, **with 48 hours notice**, prior to shipping plant material.
4. Plant locations are schematic / approximate only. **Contractor is to stake out locations on site for approval by the Landscape Architect prior to installation.**
5. The illustrated number of plants shown in the Planting Plan supersedes the estimated number in the Plant List. Contractor to report any discrepancies to the Landscape Architect prior to installation. Contractor will assume full responsibility if the Landscape Architect is not notified.
6. Ensure trees are thoroughly watered following planting. Monitor material and ensure adequate moisture until acceptance.
7. In heavy clay or poorly drained soils, set root ball with root collar 75-100mm higher than finished grade.
8. Approved topsoil depths are as follows:
   a. Plant Beds - **450mm** continuous depth. Applies to shrubs, perennials, vines, and groundcovers.
   b. Sod/ Seed Areas - **100mm** depth.
   c. Reforestation - **300mm** depth.
9. Sod to be No. 1 Kentucky Bluegrass Sod grown from minimum mixture of 3 Kentucky Bluegrass cultivars. Quality and source are to comply with Canadian Standards for Nursery Stock, Section 17, (latest edition) published by the Canadian Nursery Landscape Nursery Landscape Association.
10. Install a 1.2m sod strip adjacent to all hard surfaces. Note, sod is not typically graphically shown on plans.
11. Apply the following mineral fertilizer unless soil tests show other requirements:
    a. Plant Beds - (8-32-16), i.e. 8% Nitrogen, 32% Phosphorus, 16% Potash per manufacturer specifications.
    b. Sod Areas - (8-32-16), i.e. 8% Nitrogen, 32% Phosphorus, 16% Potash at a rate of 350kg/ha.
12. Where applicable, for any plant areas with a mix of species/ cultivars notes, Contractor is to cluster like plants in groups of 3-5 and evenly distribute these in the noted area.

TREE PLANTING IN SENSITIVE CLAY

1. The landscape plans have been developed in accordance with the Potential for Soil Volume Change (64153.85-R0) Greg Davidson, May 11, 2018, and map Sensitive Clay Soil Plan, May 2018, that confirms the categories and locations of clay soils. These were prepared by Greg Davidson and Brent Wiebe at Gemtec. Furthermore, we also referenced Tree Planting Recommendations (64153.85), March 26, 2021, also by Greg Davidson and Brent Wiebe at Gemtec.
2. The following City of Ottawa clay soils guideline applies: Guidelines for Tree Planting in Sensitive Marine Clay Soils (2017).
3. The soil volumes provided are sufficient for a reasonable chance of tree survival. Unless otherwise noted, all new trees meet the minimum soil volume requirements of the following, based on a depth of 1.5m below finished grade, and subtracting the volume of utility trenches.

   a. Small tree (mature height up to 7.5m) - 25m3/ minimum soil volume provided
   b. Medium tree (mature height 7.5-14m) - 30m3/ minimum soil volume provided

   Where trees share a continuous greenspace:

   c. Two (2) small trees - 15m3/ minimum soil volume provided per tree
   d. Two (2) medium trees - 18m3/ minimum soil volume provided per tree

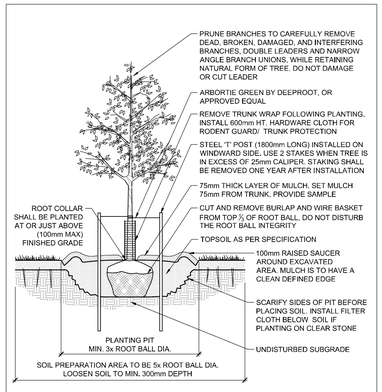

STANDARD DECIDUOUS TREE PLANTING — D1

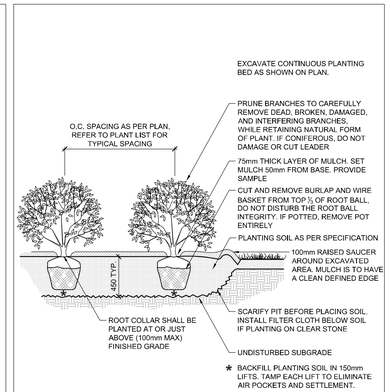

SHRUB AND PERENNIAL PLANTING — D2

117034 - 10 - Plant List

KEY	QTY	BOTANICAL NAME	COMMON NAME	SIZE	COND	SPACING
Deciduous Trees						
ARB	5	*Acer rubrum 'Bowhall'*	Bowhall Red Maple	50mm Cal	WB	As Shown
ARBW	6	*Acer rubrum 'Brandywine'*	Brandywine Maple	50mm Cal	WB	As Shown
GBM	3	*Ginkgo biloba 'Magyar'*	Magyar Ginkgo	50mm Cal	WB	As Shown
GTI	4	*Gleditsia triacanthos var. inermis 'Impcole'*	Imperial Honeylocust	50mm Cal	WB	As Shown
TCC	9	*Tilia cordata 'Corzam'*	Corinthian Linden	50mm Cal	WB	As Shown
Deciduous Shrubs						
Cac	56	*Cotoneaster acutifolius*	Peking Cotoneaster	60cm Ht	PT	As Shown
Hpi	56	*Hydrangea paniculata 'Ivobo'*	Bobo Dwarf Hydrangea	60cm Ht	PT	As Shown
Hpb	102	*Hydrangea paniculata 'Bombshell'*	Bombshell Hydrangea	60cm Ht	PT	As Shown
Poj	15	*Physocarpus opulifolius 'JEFAM'*	Amber Jubilee Ninebark	60cm Ht	PT	As Shown
Ptw	34	*Physocarpus opulifolius 'SMPOTW'*	Tiny Wine Ninebark	60cm Ht	PT	As Shown
Pop	30	*Physocarpus opulifolius 'Podaras 1'*	Gumdrop Burgundy Candy Ninebark	60cm Ht	PT	As Shown
Sfm	98	*Spiraea japonica 'Flaming Mound'*	Flaming Mound Spirea	60cm Ht	PT	As Shown
Perennials						
hbz	57	*Hemerocallis 'Bonanza'*	Bonanza Daylily	1g	PT	50cm O.C
hhr	57	*Hemerocallis 'Happy Returns'*	Happy Returns Daylily	1g	PT	50cm O.C
hsg	43	*Hosta sieboldiana 'Great Expectations'*	Great Expectations Hosta	1g	PT	75cm O.C
Ornamental Grasses						
ceo	136	*Calamagrostis acutiflora 'Eldorado'*	Eldorado Feather Reed Grass	1g	PT	50cm O.C
ckf	63	*Calamagrostis acutiflora 'Karl Foerster'*	Karl Foerster Feather Reed Grass	1g	PT	50cm O.C

NOTE:
THE POSITION OF ALL POLE LINES, CONDUITS, WATERMAINS, SEWERS AND OTHER UNDERGROUND AND OVERGROUND UTILITIES AND STRUCTURES IS NOT NECESSARILY SHOWN ON THE CONTRACT DRAWINGS, AND WHERE SHOWN, THE ACCURACY OF THE POSITION OF SUCH UTILITIES AND STRUCTURES IS NOT GUARANTEED, BEFORE STARTING WORK, DETERMINE THE EXACT LOCATION OF ALL SUCH UTILITIES AND STRUCTURES AND ASSUME ALL LIABILITY FOR DAMAGE TO THEM.

NOT FOR CONSTRUCTION

No.	REVISION	DATE	BY
1.	ISSUED FOR APPROVAL	MAY 17, 2021	RGJ

SCALE 1:250

DESIGN RGJ/MEL
CHECKED RGJ
DRAWN MEL
CHECKED RGJ
APPROVED RGJ

FOR REVIEW ONLY

ONTARIO ASSOCIATION OF LANDSCAPE ARCHITECTS — ROBERT G. JAMES — MEMBER — MAY 17 21

NOVATECH
Engineers, Planners & Landscape Architects
Suite 200, 240 Michael Cowpland Drive
Ottawa, Ontario, Canada K2M 1P6
Telephone (613) 254-9643
Facsimile (613) 254-5867
Website www.novatech-eng.com

CITY OF OTTAWA
KLONDIKE RIDE - BLOCK 10

LANDSCAPE PLAN

PROJECT No. 117034-10
REV **REV # 1**
DRAWING No. 117034-10-L

PLANB1.DWG - 610mmx914mm

M:\2017\117034\Block 10\CAD\Landscape\1-Plan\117034-10-L.dwg, L1, May 19, 2021 - 5:03pm, mmeci