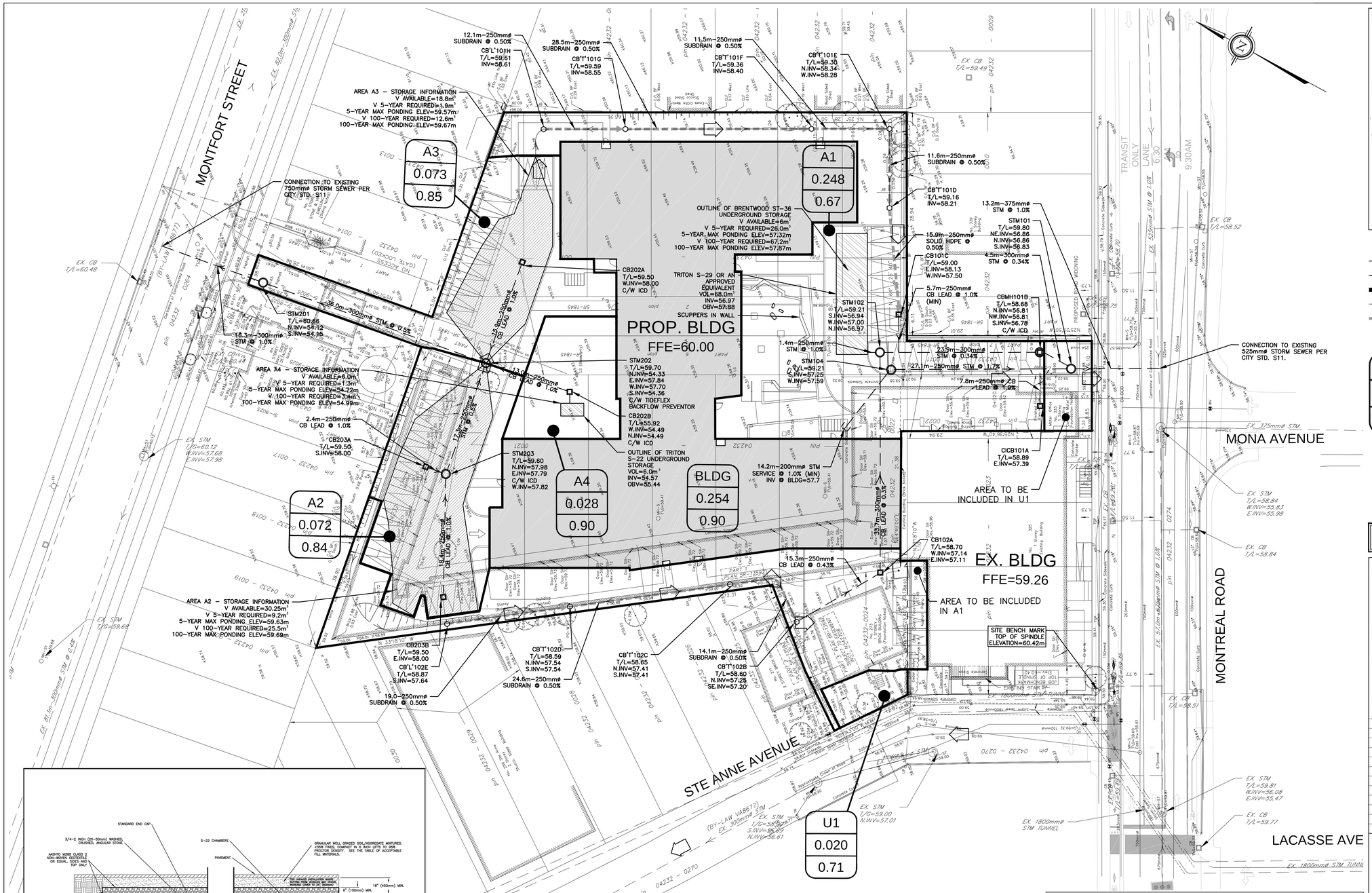

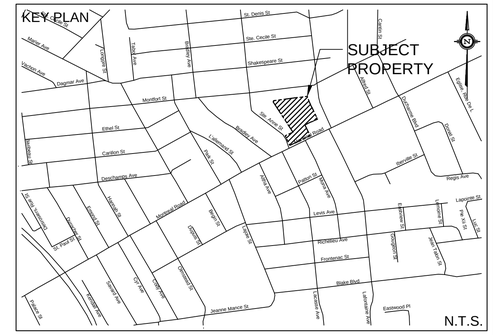

LEGEND

- PROPERTY LINE
- PROPOSED STORM SEWER
- DRAINAGE DIVIDE
- PROPOSED SWALE
- PROPOSED PERFORATED SUBDRAIN
- MAJOR SYSTEM FLOW ROUTE
- PROPOSED STORM MANHOLE
- PROPOSED CATCH BASIN
- PROPOSED CB "T"

EX6
4.010
0.19

DRAINAGE AREA ID
AREA IN Ha
RATIONAL METHOD RUNOFF COEFFICIENT

SURFACE PONDING AREA
MAX PONDING

NOT FOR CONSTRUCTION

TOPOGRAPHIC INFORMATION
TOPOGRAPHIC INFORMATION PROVIDED BY ANNIS, O'SULLIVAN, VOLLEBEKK LTD.
PROJ. NO. 19241–16
RECEIVED FEBRUARY 9, 2017

SITE PLAN INFORMATION
SITE PLAN PROVIDED BY BARRY HOBIN & ASSOCIATES
PROJ. 333 MONTREAL ROAD
RECEIVED SEPTEMBER 21, 2017

GEOTECHNICAL STUDY
GEOTECHNICAL RECOMMENDATIONS PROVIDED BY PATERSON GROUP
PROJ. NO. PG3970–2
DATED MARCH 6, 2017

SITE SERVICING AND STORMWATER MANAGEMENT STUDY
SERVICING AND STORMWATER MANAGEMENT RECOMMENDATIONS PROVIDED BY DSEL
PROJ. NO. 16–893
DATED SEPTEMBER 2017

BENCH MARK
TOP OF SPINDLE OF FIRE HYDRANT LOCATED NORTH EAST OF MONTREAL ROAD AND STE ANNE AVENUE INTERSECTION
ELEV=60.42m

No.	BY	YY.MM.DD	DESCRIPTION
2	A.J.G.	17.09.26	ISSUED FOR MUNICIPAL REVIEW
1	A.J.G.	17.05.11	ISSUED FOR COORDINATION

PROJECT No. 16-893

LICENSED PROFESSIONAL ENGINEER
R. D. FREEL
100163197
2017-09-26
PROVINCE OF ONTARIO
16-893

2017-09-26 #16-893

STORMWATER MANAGEMENT PLAN
333 MONTREAL ROAD

© DSEL

THE SALVATION ARMY
2 Overlea Boulevard
Toronto, Ontario, M4H 1P4

DSEL
david schaeffer engineering ltd
SMART SUBDIVISIONS™
120 Iber Road Unit 103
Stittsville, Ontario, K2S 1E9
Tel. (613) 836-0856
Fax. (613) 836-7183
www.DSEL.ca

DRAWN BY:	A.J.G.	CHECKED BY:	R.D.F.	DRAWING NO.	SHEET NO.
DESIGNED BY:	A.J.G.	CHECKED BY:	R.D.F.	SWM-1	1 of 2
SCALE:	1:300	DATE:	JUNE 2017		

D07-12-XX-XXXX

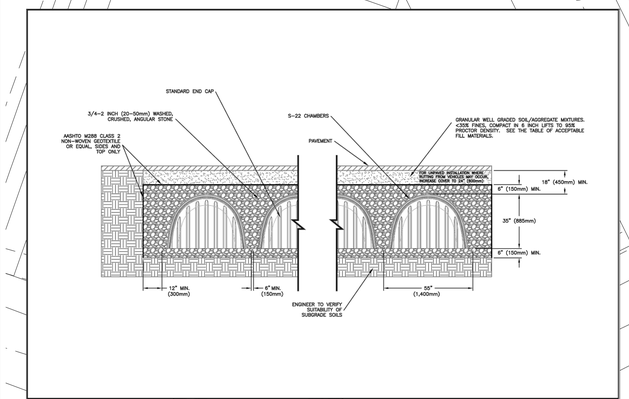

CONCEPTUAL PLAN DISCLAIMER:
THIS GENERIC DETAIL DOES NOT ENCOMPASS THE SIZING, FIT, AND APPLICATION OF THE TRITON PRODUCTS REQUIRED FOR A SPECIFIC PROJECT. IT IS THE ULTIMATE RESPONSIBILITY OF THE DESIGN ENGINEER TO ASSURE THAT THE STORMWATER SYSTEM DESIGN IS IN ACCORDANCE WITH THE SITE PLAN, AND THAT THE SIZE OF THE TRITON PRODUCTS MUST BE DESIGNED AND INSTALLED IN ACCORDANCE WITH TRITON'S MINIMUM REQUIREMENTS. TRITON STORMWATER SOLUTIONS DOES NOT REVIEW SITE PLANS OR DESIGNS. INC. DO NOT APPROVE PLANS, SIZING, OR SYSTEM DESIGNS. THE DESIGN ENGINEER IS RESPONSIBLE FOR ALL DESIGN DECISIONS.

TRITON STORMWATER SOLUTIONS
9864 EAST GRAND RIVER, SUITE 110, #176
BRIGHTON, MI 48116
PHONE: (810) 222-7802 • FAX: (810) 222-1769
WWW.TRITONSWS.COM

TYPICAL CROSS SECTION
S-22 CHAMBERS

TRITON - STANDARD DETAILS
REVISED: 6-14-11

INLET CONTROL DEVICE (ICD) DETAIL
PLASTIC "PLUG" STYLE

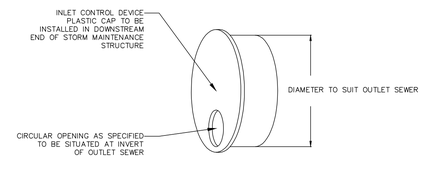

NOT TO SCALE

z:\projects\16–893_salvation_army–montreal_road\b_design\b2_drawings\b2–2_main (dsel)\spa_sub1\cad\2017–09–26_893_spa_ajg.dwg