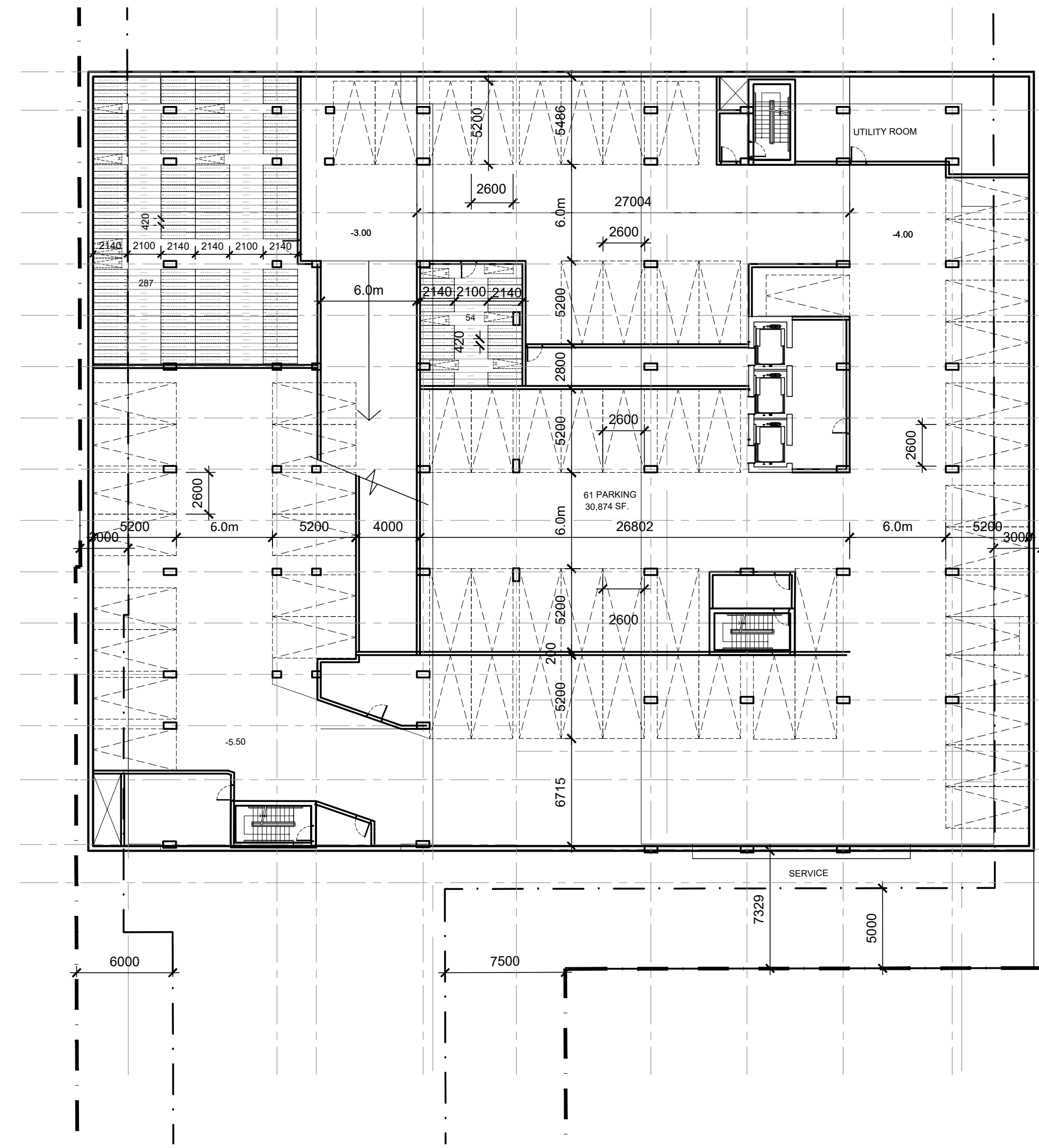


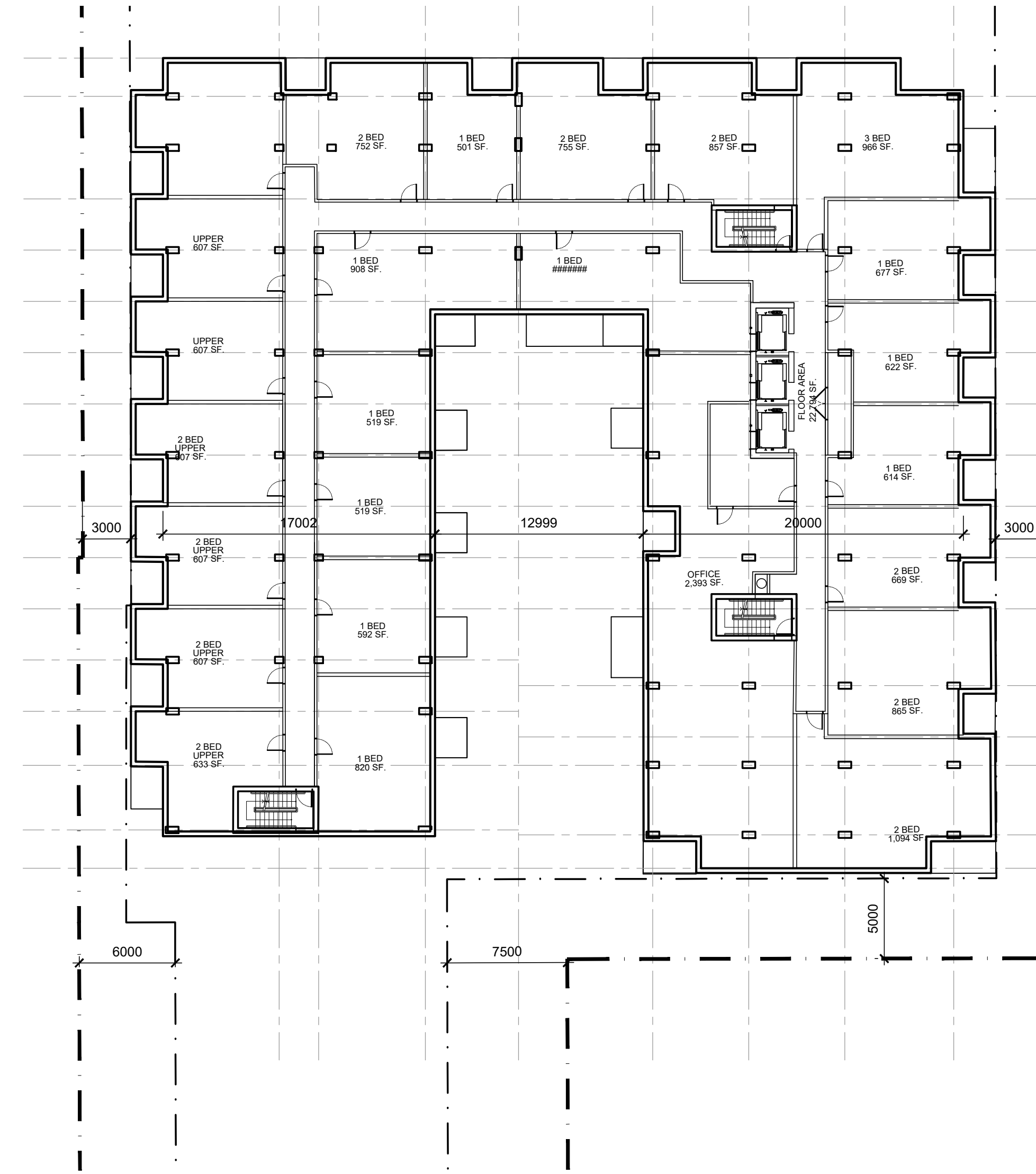
01 P2 LEVEL
- FLOOR PLAN



02 P1 LEVEL
- FLOOR PLAN



03 GROUND LEVEL
- FLOOR PLAN



04 LEVEL 2
- FLOOR PLAN

IT IS THE RESPONSIBILITY OF THE APPROPRIATE CONTRACTOR TO CHECK AND VERIFY ALL DIMENSIONS ON SITE AND TO REPORT ALL ERRORS AND/OR OMISSIONS TO THE ARCHITECT.
ALL CONTRACTORS MUST COMPLY WITH ALL PERTINENT CODES AND BY-LAWS.
THIS DRAWING MAY NOT BE USED FOR CONSTRUCTION UNTIL SIGNED BY THE ARCHITECT.
DO NOT SCALE DRAWINGS.
COPYRIGHT RESERVED.

NOTATION SYMBOLS:

- (N) INDICATES DRAWING NOTES, LISTED ON EACH SHEET.
- (A) INDICATES ASSEMBLY TYPE; REFER TO TYPICAL ASSEMBLY SCHEDULE.
- (W) INDICATES WINDOW TYPE; REFER TO WINDOW ELEVATIONS AND DETAILS ON A900 SERIES.
- (D) INDICATES DOOR TYPE; REFER TO DOOR SCHEDULE AND DETAILS ON A900 SERIES.
- (#) DETAIL NUMBER
- (T) TITLE
- (S) SCALE
- (R) DETAIL REFERENCE PAGE
- (C) DETAIL CROSS REFERENCE PAGE

No.	DESCRIPTION	DATE
1	REVISED AS PER ROUND 1 SPC COMMENTS	Sept 29, 23
2	ISSUED FOR SPC APPLICATION	June 09, 23
3	ISSUED FOR OWNER / CONSULTANT REVIEW	April 13, 23

REVISIONS:	DATE
ARCHITECT SEAL:	
NORTH ARROW:	

ONTARIO ASSOCIATION OF ARCHITECTS
RODERICK LAHEY
 ARCHITECTS
 LICENSE # 4375
 SEAL DATE: STAMP DATE

CLIENT:
THEBERGE HOMES
 Theberge Developments Ltd.

ARCHITECT:
RODERICK LAHEY
 ARCHITECT INC
 56 Beech Street, Ottawa, Ontario K1S 3J6
 1.613.724.9932 1.613.724.1209 www.rodericklahey.ca

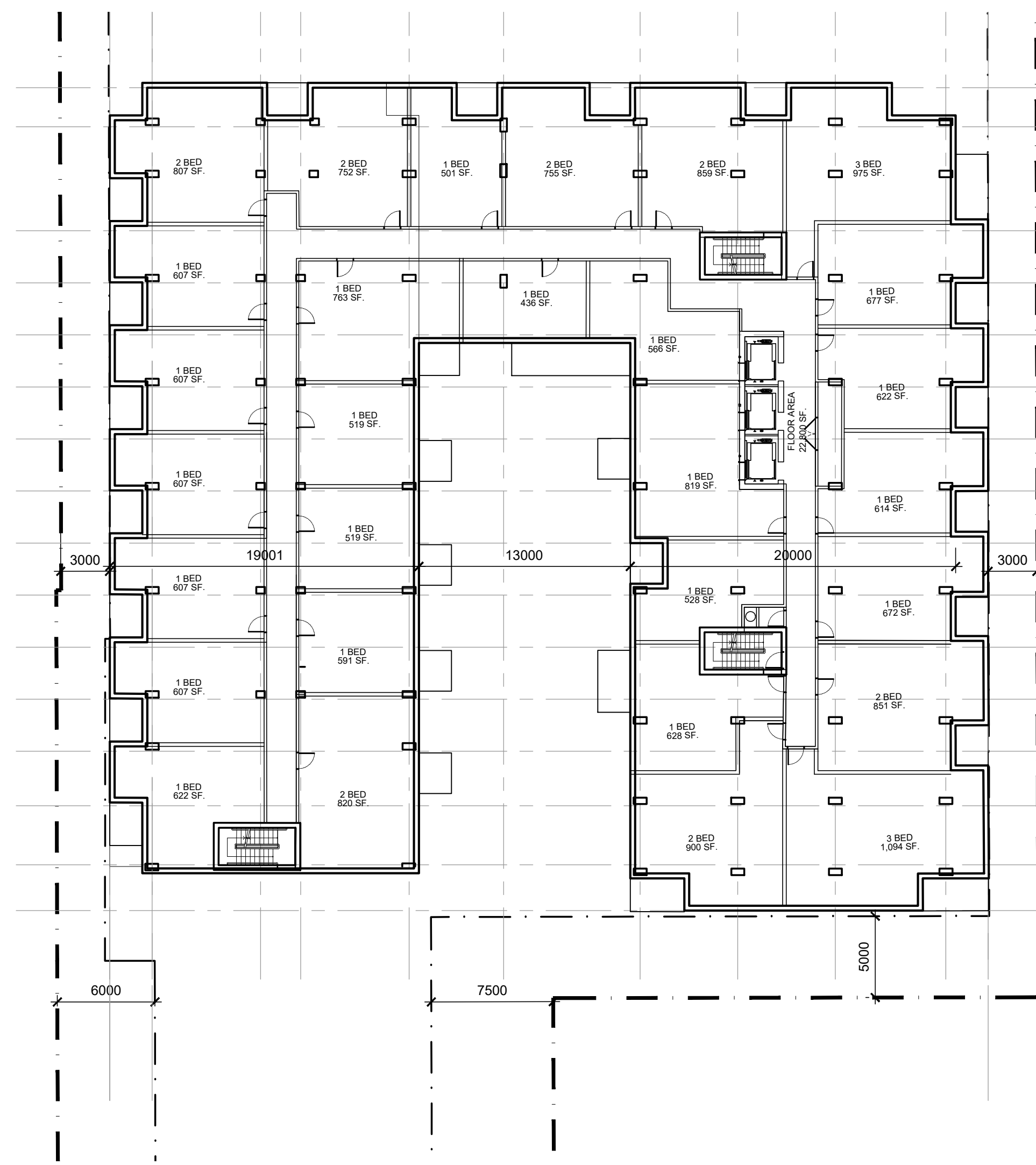
PROJECT TITLE:
**780 Baseline Road
 PHASE ONE**

OTTAWA ONTARIO

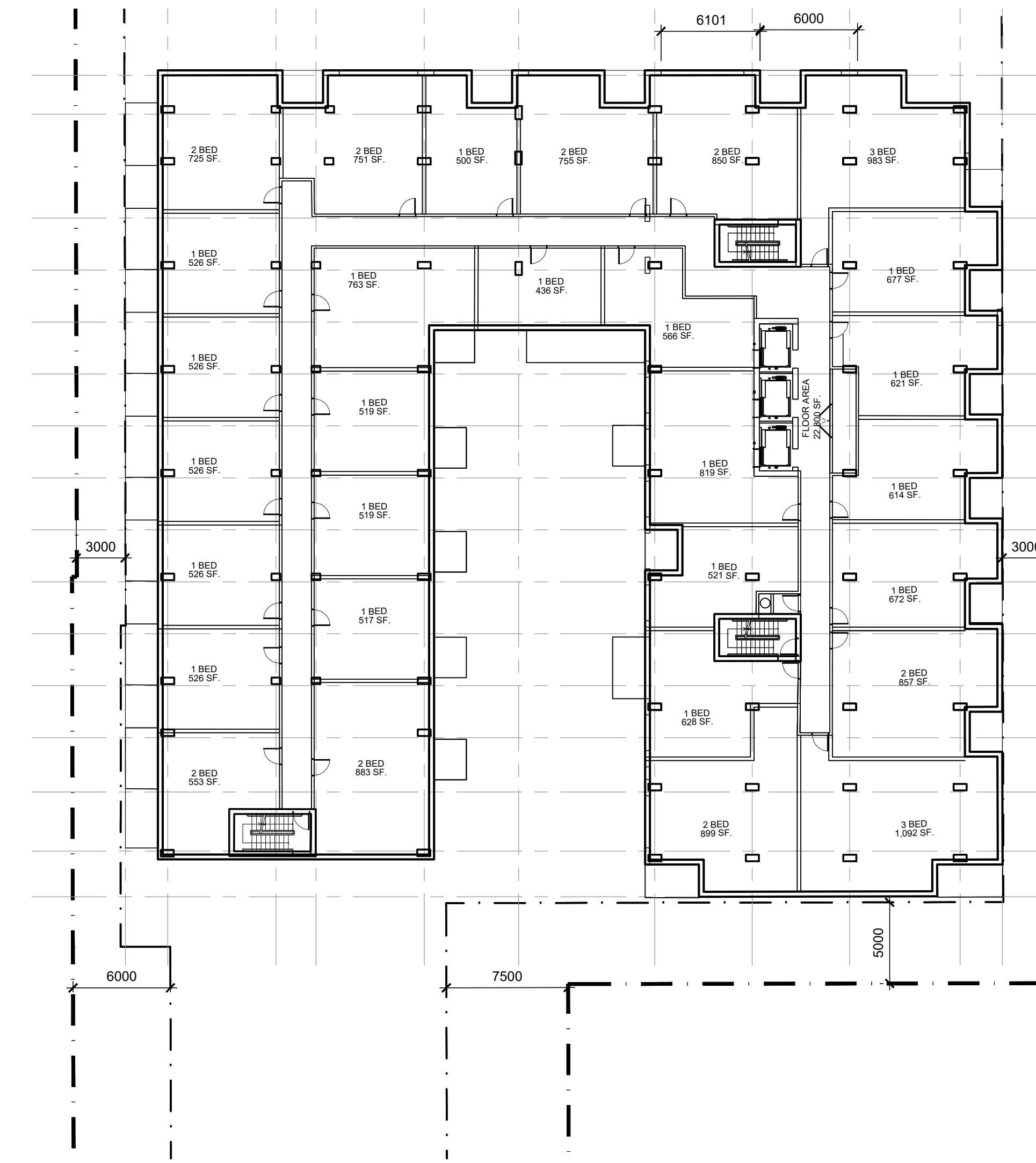
SHEET TITLE:
FLOOR PLANS

DRAWN: T.Z.	CHECKED: T.Z.
SCALE: 1:250	SHEET No. A100
PROJECT No. 2131	

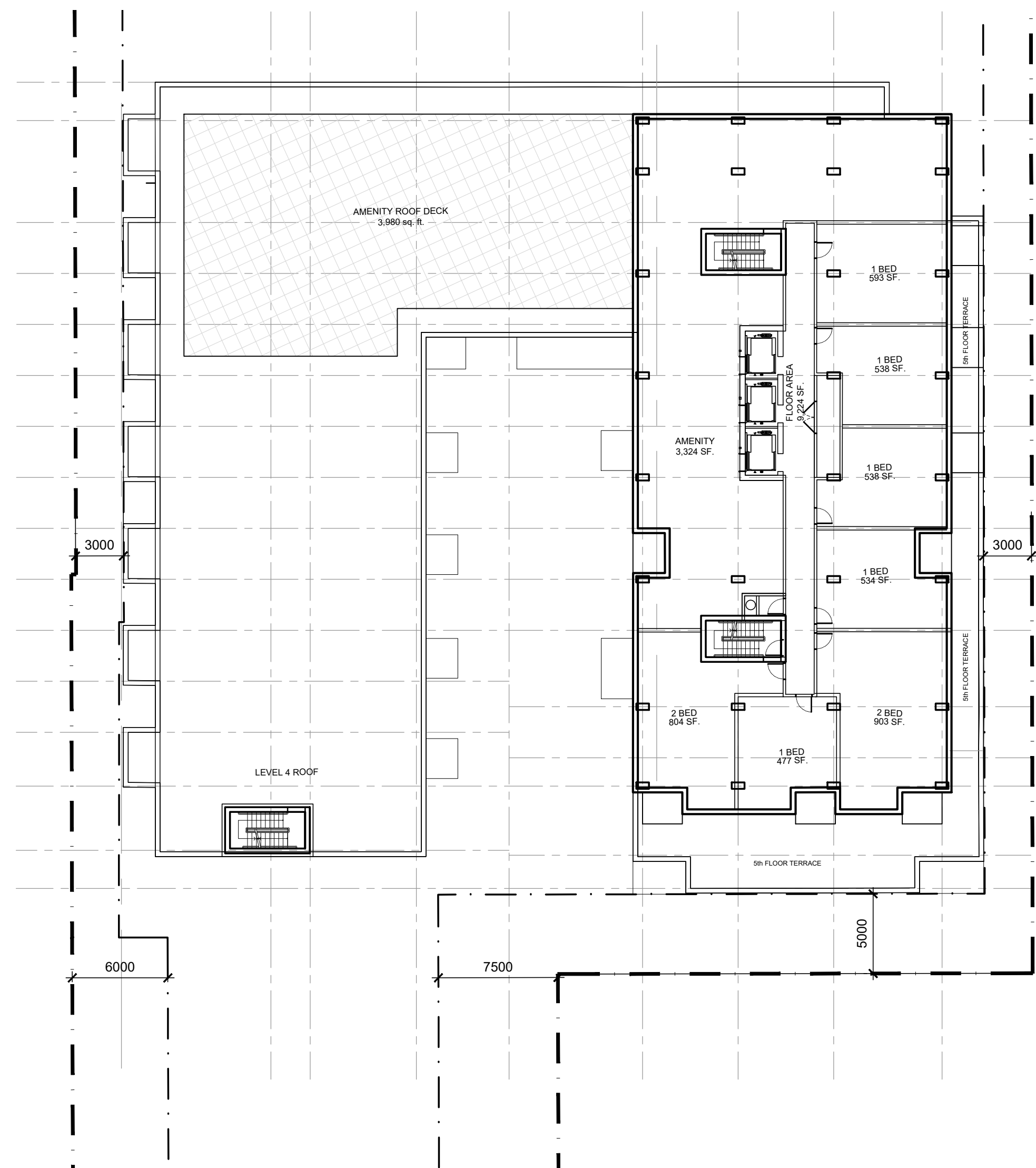
Plan No.: #



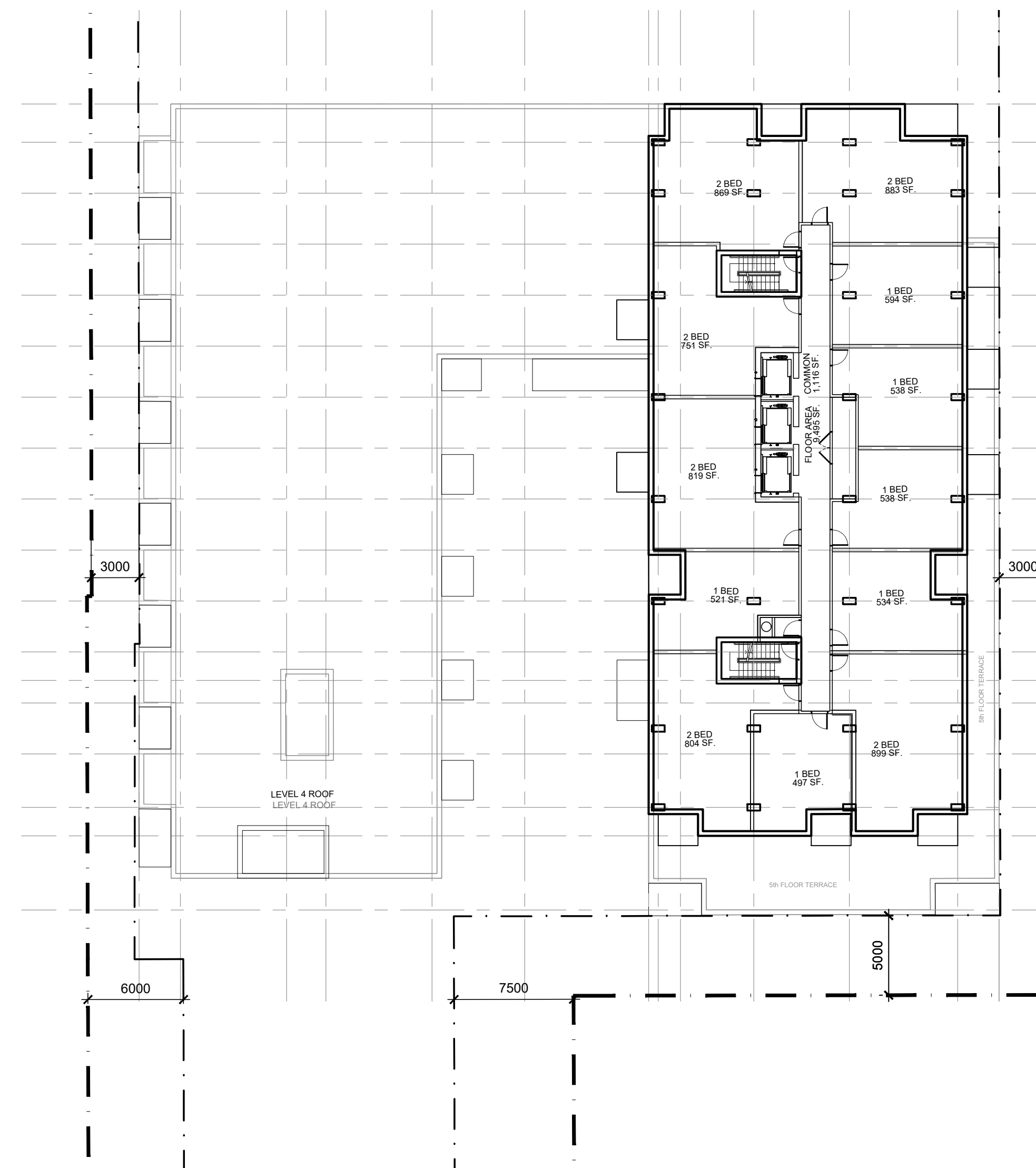
01 LEVEL 3
- FLOOR PLAN



02 LEVEL 4
- FLOOR PLAN



03 LEVEL 5
- FLOOR PLAN



04 LEVEL 6-20
- FLOOR PLAN

IT IS THE RESPONSIBILITY OF THE APPROPRIATE CONTRACTOR TO CHECK AND VERIFY ALL DIMENSIONS ON SITE AND TO REPORT ALL ERRORS AND/OR OMISSIONS TO THE ARCHITECT.
ALL CONTRACTORS MUST COMPLY WITH ALL PERTINENT CODES AND BY-LAWS.
THIS DRAWING MAY NOT BE USED FOR CONSTRUCTION UNTIL SIGNED BY THE ARCHITECT.
DO NOT SCALE DRAWINGS.
COPYRIGHT RESERVED.

NOTATION SYMBOLS:

- (N) INDICATES DRAWING NOTES, LISTED ON EACH SHEET.
- (A) INDICATES ASSEMBLY TYPE; REFER TO TYPICAL ASSEMBLIES SCHEDULE.
- (W) INDICATES WINDOW TYPE; REFER TO WINDOW ELEVATIONS AND DETAILS ON A800 SERIES.
- (D) INDICATES DOOR TYPE; REFER TO DOOR SCHEDULE AND DETAILS ON A800 SERIES.
- (-) DETAIL NUMBER
- (-) TITLE
- (-) SCALE
- (-) DETAIL REFERENCE PAGE
- (-) DETAIL CROSS REFERENCE PAGE

No.	DESCRIPTION	DATE
1	ISSUED FOR OWNER / CONSULTANT REVIEW	April 13, 23
2	ISSUED FOR SPC APPLICATION	June 09, 23
3	REVISED AS PER ROUND 1 SPC COMMENTS	Sept 29, 23

ARCHITECT SEAL:	NORTH ARROW:

CLIENT: **THEBERGE HOMES**
Theberge Developments Ltd.

ARCHITECT: **RODERICK LAHEY ARCHITECT INC**
56 Beech Street, Ottawa, Ontario K1S 3J6
1.613.724.7932 1.613.724.1209 www.rodericklahey.ca

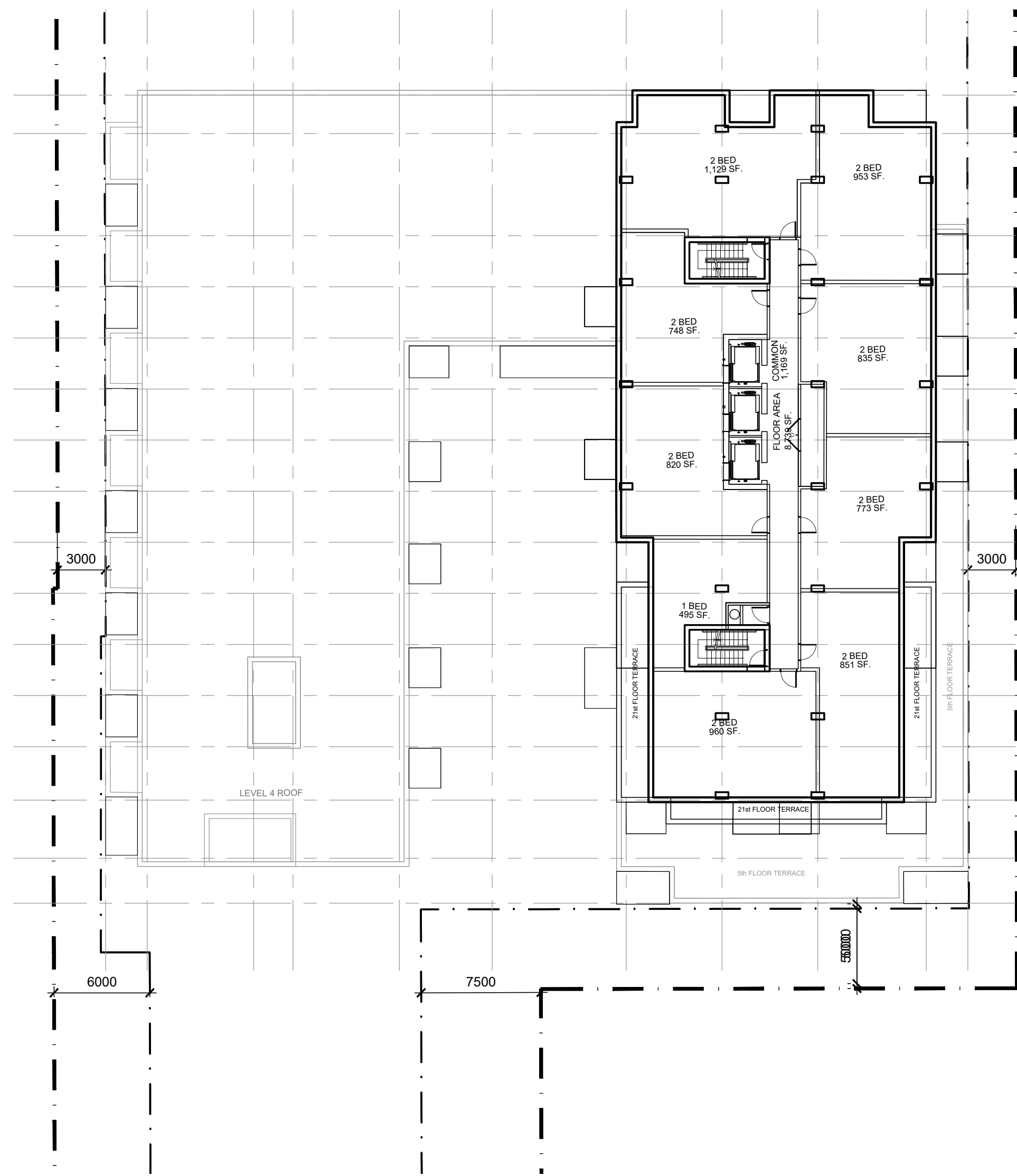
PROJECT TITLE:
780 Baseline Road PHASE ONE
OTTAWA ONTARIO

SHEET TITLE:
FLOOR PLANS

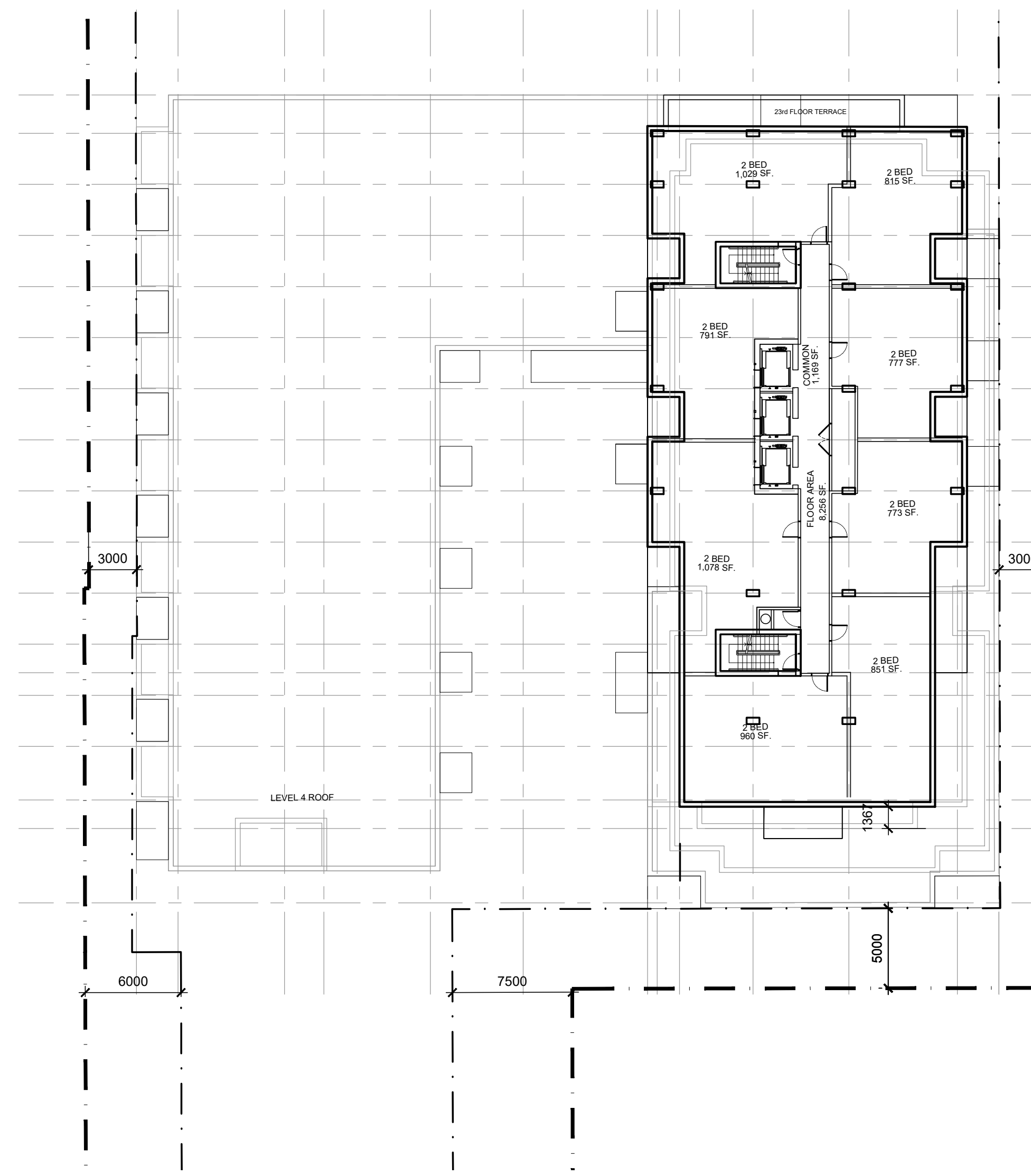
DRAWN: T.Z.	CHECKED: T.Z.
SCALE: 1:250	SHEET No. A101
PROJECT No. 2131	

Plan No.: # _____

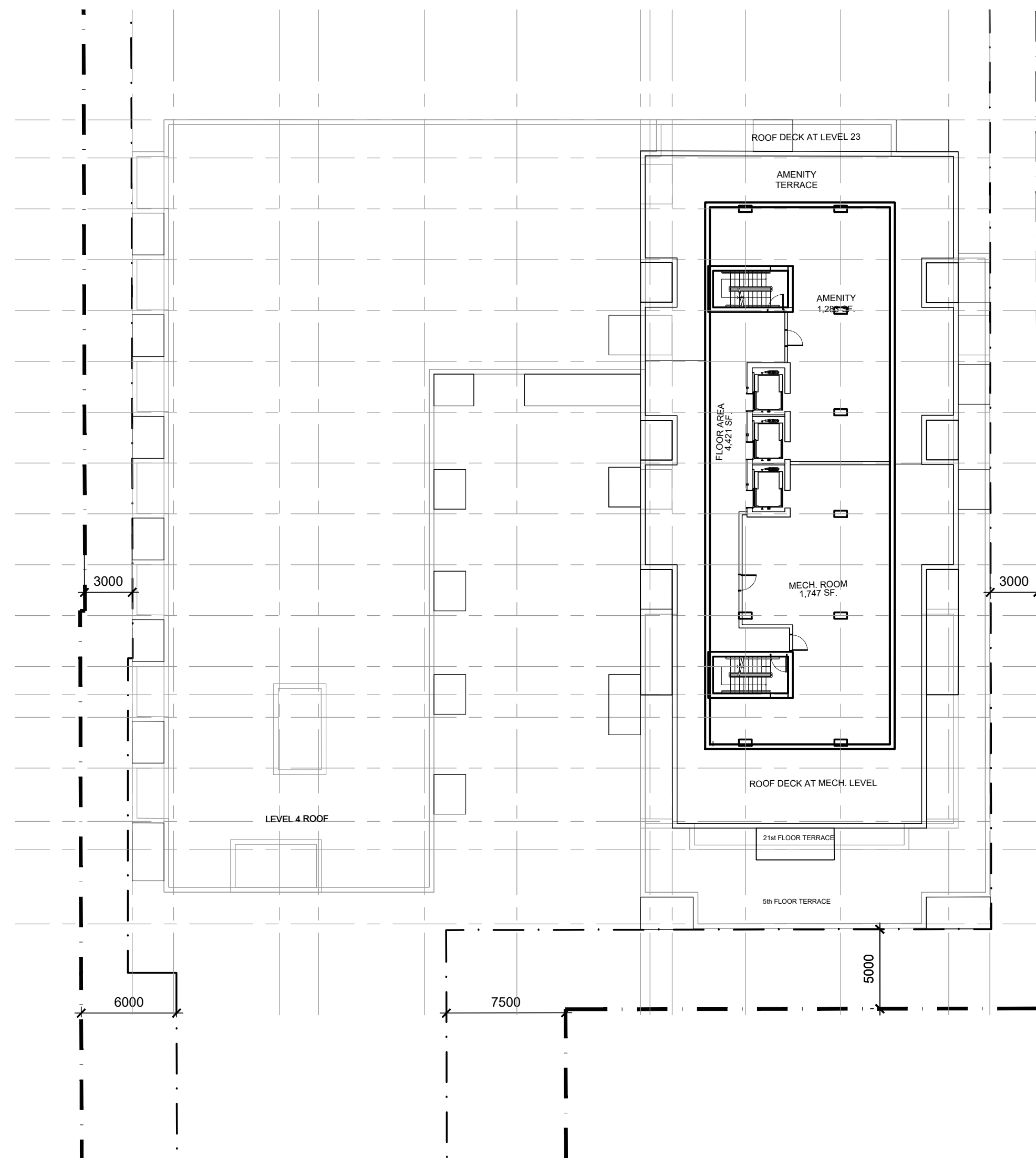
PAPER SIZE: ISO Full Bleed B1 (707.00 X 1000.00 MM) PLOT SCALE: 1:1 F:\2021\2131 - Baseline & Fisher\01 Design Development\02 Concept Design\01 CAD\2131 - 780 Baseline Plan 2023 09 18 Plans.dwg PLOT DATE: Tuesday, May 16th, 2022 D07-12-



01 LEVEL 21-22
- FLOOR PLAN



02 LEVEL 23-24
- FLOOR PLAN



03 MECH. LEVEL
- FLOOR PLAN

IT IS THE RESPONSIBILITY OF THE APPROPRIATE CONTRACTOR TO CHECK AND VERIFY ALL DIMENSIONS ON SITE AND TO REPORT ALL ERRORS AND/OR OMISSIONS TO THE ARCHITECT.
ALL CONTRACTORS MUST COMPLY WITH ALL PERTINENT CODES AND BY-LAWS.
THIS DRAWING MAY NOT BE USED FOR CONSTRUCTION UNTIL SIGNED BY THE ARCHITECT.
DO NOT SCALE DRAWINGS.
COPYRIGHT RESERVED.

NOTATION SYMBOLS:

- (N) INDICATES DRAWING NOTES, LISTED ON EACH SHEET.
- (A) INDICATES ASSEMBLY TYPE; REFER TO TYPICAL ASSEMBLY SCHEDULE.
- (W) INDICATES WINDOW TYPE; REFER TO WINDOW ELEVATIONS AND DETAILS ON A900 SERIES.
- (D) INDICATES DOOR TYPE; REFER TO DOOR SCHEDULE AND DETAILS ON A900 SERIES.
- (#) DETAIL NUMBER
- (T) TITLE
- (S) SCALE
- (R) DETAIL REFERENCE PAGE
- (C) DETAIL CROSS REFERENCE PAGE

No.	DESCRIPTION	DATE
1	ISSUED FOR OWNER / CONSULTANT REVIEW	April 13, 23
2	ISSUED FOR SPC APPLICATION	June 09, 23
3	REVISED AS PER ROUND 1 SPC COMMENTS	Sept 29, 23

ARCHITECT SEAL: NORTH ARROW:

CLIENT: Theberge Developments Ltd.

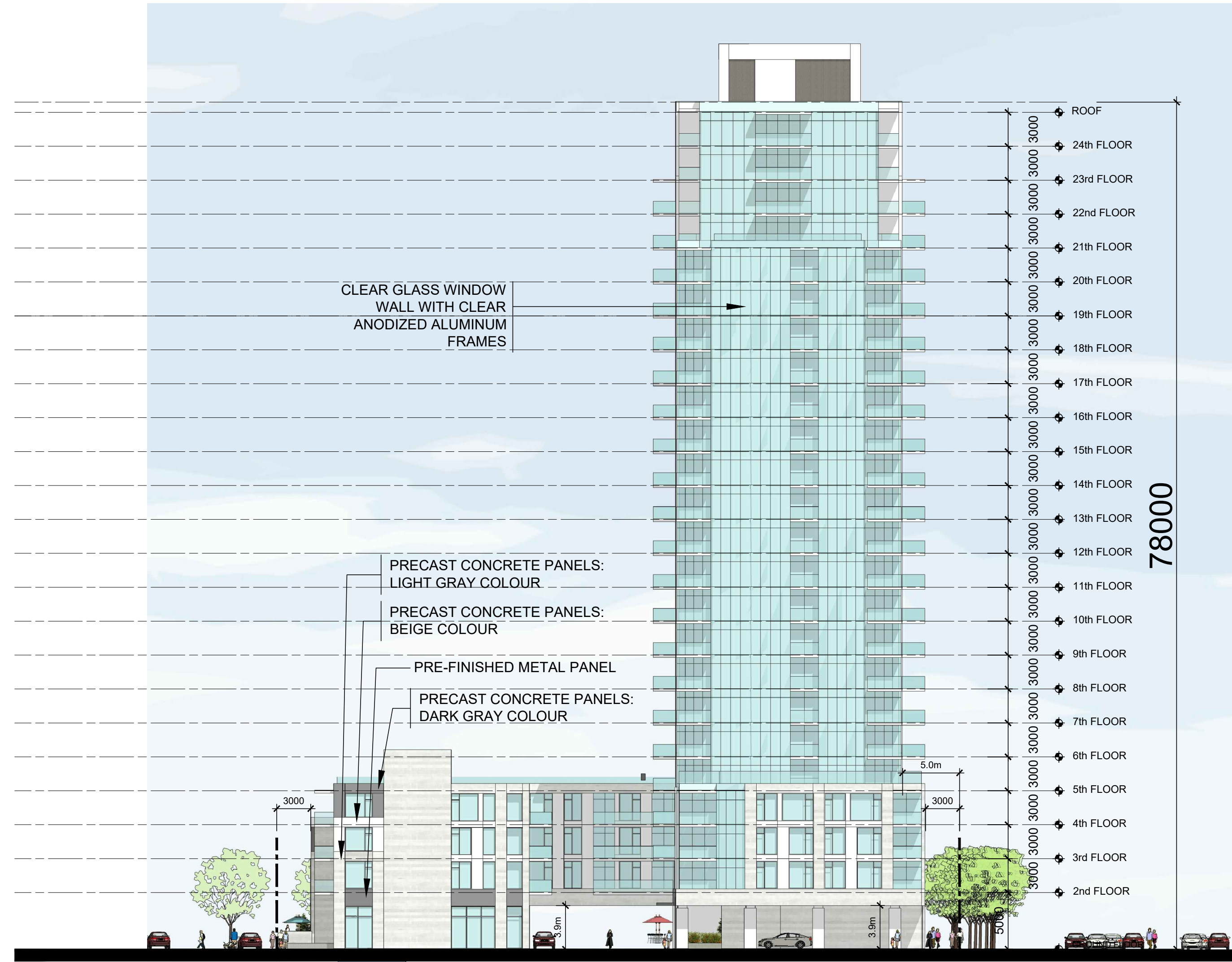
ARCHITECT: **RODERICK LAHEY ARCHITECT INC**
56 Beech Street, Ottawa, Ontario K1S 3J6
1.613.724.9932 1.613.724.1209 www.rodericklahey.ca

PROJECT TITLE:
780 Baseline Road PHASE ONE
OTTAWA ONTARIO


SHEET TITLE:
FLOOR PLANS

DRAWN: T.Z.	CHECKED: T.Z.
SCALE: 1:250	SHEET No. A102
PROJECT No. 2131	

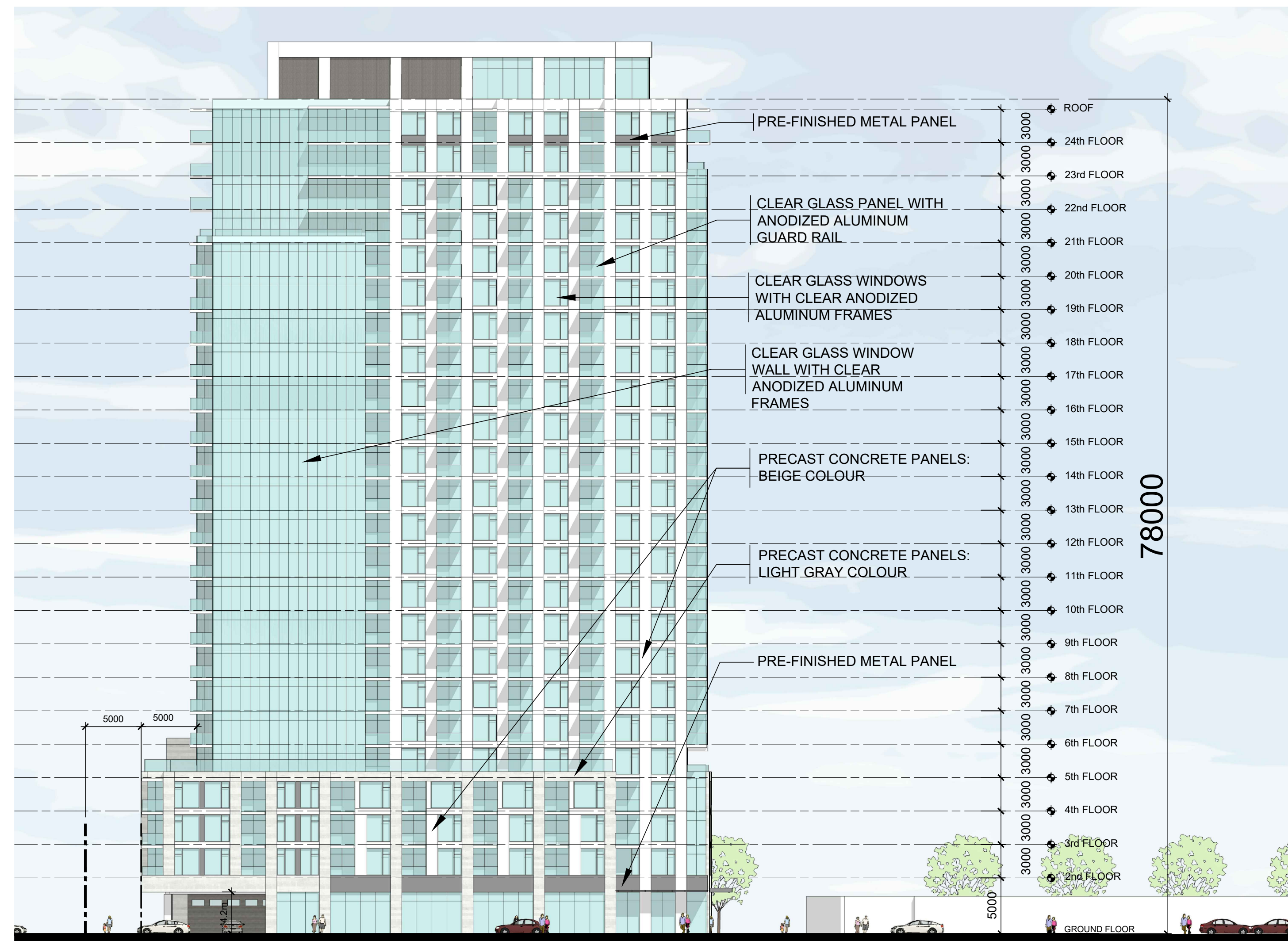
Plan No.: # _____




01 SOUTH ELEVATION
- BUILDING A



02 NORTH ELEVATION
- BUILDING A



03 EAST ELEVATION
- BUILDING A



04 WEST ELEVATION
- BUILDING A

IT IS THE RESPONSIBILITY OF THE APPROPRIATE CONTRACTOR TO CHECK AND VERIFY ALL DIMENSIONS ON SITE AND TO REPORT ALL ERRORS AND/OR OMISSIONS TO THE ARCHITECT.
ALL CONTRACTORS MUST COMPLY WITH ALL PERTINENT CODES AND BY-LAWS.
THIS DRAWING MAY NOT BE USED FOR CONSTRUCTION UNTIL SIGNED BY THE ARCHITECT.
DO NOT SCALE DRAWINGS.
COPYRIGHT RESERVED.

NOTATION SYMBOLS:

- (01) INDICATES DRAWING NOTES, LISTED ON EACH SHEET.
 - (02) INDICATES ASSEMBLY TYPE; REFER TO TYPICAL ASSEMBLY SCHEDULE.
 - (03) INDICATES WINDOW TYPE; REFER TO WINDOW ELEVATIONS AND DETAILS ON A100 SERIES.
 - (04) INDICATES DOOR TYPE; REFER TO DOOR SCHEDULE AND DETAILS ON A100 SERIES.
 - (05) INDICATES DETAIL NUMBER.
- TITLE SCALE
DETAIL REFERENCE PAGE
DETAIL CROSS REFERENCE PAGE

No.	DESCRIPTION	DATE
1	REVISED AS PER OPA / ZA / SPC COMMENTS	Sept 29, 23
2	ISSUED FOR SPC APPLICATION	June 15, 23
3	REVISED AS PER ROUND 2 ZA COMMENTS	Apr. 28, 23
4	ISSUED TO OWNER / CONSULTANT	Apr. 19, 23
5	REVISED AS PER ROUND 1 ZA COMMENTS	Mar. 20, 23
6	ISSUED FOR ZONING AMENDMENT APPLICATION	May 16, 22
7	ISSUED FOR OWNER / CONSULTANT REVIEW	May 10, 22

ARCHITECT SEAL: [Signature]
ARCHITECT: RODERICK LAHEY ARCHITECT INC.
LICENSE # 4375
SEAL DATE: STAMP DATE

NORTH ARROW: [Symbol]

CLIENT: THEBERGE HOMES
Theberge Developments Ltd.

ARCHITECT: RODERICK LAHEY ARCHITECT INC.
56 Beech Street, Ottawa, Ontario K1S 3J6
1.613.724.9932 1.613.724.1209 www.rodericklahey.ca

PROJECT TITLE:
780 Baseline Road

OTTAWA ONTARIO

SHEET TITLE:
BUILDING A ELEVATIONS

DRAWN: RLA	CHECKED: RLA
SCALE: 300	SHEET No. A200
PROJECT No. 2131	

Plan No.: #



01 VIEW SOUTHWEST FROM BASELINE ROAD
- PERSPECTIVE VIEW



02 VIEW SOUTH FROM FISHER AVENUE
- PERSPECTIVE VIEW



03 VIEW NORTH FROM HILLIARD AVENUE
- PERSPECTIVE VIEW



04 VIEW EAST FROM BASELINE ROAD
- PERSPECTIVE VIEW

IT IS THE RESPONSIBILITY OF THE APPROPRIATE CONTRACTOR TO CHECK AND VERIFY ALL DIMENSIONS ON SITE AND TO REPORT ALL ERRORS AND/OR OMISSIONS TO THE ARCHITECT.

ALL CONTRACTORS MUST COMPLY WITH ALL PERTINENT CODES AND BY-LAWS. THIS DRAWING MAY NOT BE USED FOR CONSTRUCTION UNTIL SIGNED BY THE ARCHITECT. DO NOT SCALE DRAWINGS. COPYRIGHT RESERVED.

NOTATION SYMBOLS:

- 01 INDICATES DRAWING NOTES, LISTED ON EACH SHEET.
- 02 INDICATES ASSEMBLY TYPE; REFER TO TYPICAL ASSEMBLY SCHEDULE.
- 03 INDICATES WINDOW TYPE; REFER TO WINDOW ELEVATIONS AND DETAILS ON A900 SERIES.
- 000 INDICATES DOOR TYPE; REFER TO DOOR SCHEDULE AND DETAILS ON A900 SERIES.
- DETAIL NUMBER
- 04 TITLE
- DETAIL REFERENCE PAGE
- DETAIL CROSS REFERENCE PAGE

No.	DESCRIPTION	DATE

No.	DESCRIPTION	DATE

REVISIONS:

ARCHITECT SEAL:	NORTH ARROW:

CLIENT:

Theberge Developments Ltd.

ARCHITECT:

RODERICK LAHEY
ARCHITECT INC

56 Beech Street, Ottawa, Ontario K1S 3J6
1.613.724.9932 1.613.724.1209 www.rodericklahey.ca

PROJECT TITLE:

780 Baseline Road
PHASE ONE

OTTAWA ONTARIO

SHEET TITLE:

PERSPECTIVE VIEWS

DRAWN: T.Z.	CHECKED: T.Z.
SCALE: NTS	SHEET No. A300
PROJECT No. 2131	



01 VIEW NORTH FROM FISHER AVENUE
- PERSPECTIVE VIEW



02 VIEW NORTHEAST FROM KESLER AVENUE
- PERSPECTIVE VIEW



03 VIEW ENTERING SITE FROM FISHER AVENUE
- PERSPECTIVE VIEW



04 VIEW NORTH FROM HILLIARD AVENUE
- PERSPECTIVE VIEW

IT IS THE RESPONSIBILITY OF THE APPROPRIATE CONTRACTOR TO CHECK AND VERIFY ALL DIMENSIONS ON SITE AND TO REPORT ALL ERRORS AND/OR OMISSIONS TO THE ARCHITECT.
ALL CONTRACTORS MUST COMPLY WITH ALL PERTINENT CODES AND BY-LAWS.
THIS DRAWING MAY NOT BE USED FOR CONSTRUCTION UNTIL SIGNED BY THE ARCHITECT.
DO NOT SCALE DRAWINGS.
COPYRIGHT RESERVED.

NOTATION SYMBOLS:

- 01 INDICATES DRAWING NOTES, LISTED ON EACH SHEET.
- ASSEMBLY INDICATES ASSEMBLY TYPE; REFER TO TYPICAL ASSEMBLIES SCHEDULE.
- WINDOW INDICATES WINDOW TYPE; REFER TO WINDOW ELEVATIONS AND DETAILS ON A300 SERIES.
- DOOR INDICATES DOOR TYPE; REFER TO DOOR SCHEDULE AND DETAILS ON A300 SERIES.
- DETAIL NUMBER
- TITLE TITLE
- SCALE SCALE
- DETAIL REFERENCE PAGE DETAIL REFERENCE PAGE
- DETAIL CROSS REFERENCE PAGE DETAIL CROSS REFERENCE PAGE

No.	DESCRIPTION	DATE

No.	DESCRIPTION	DATE
3	REVISED AS PER ROUND 1 SPC COMMENTS	Sept 29, 23
2	ISSUED FOR SPC APPLICATION	June 09, 23
1	ISSUED FOR OWNER / CONSULTANT REVIEW	April 13, 23

REVISIONS:



CLIENT: **THEBERGE HOMES**
Theberge Developments Ltd.

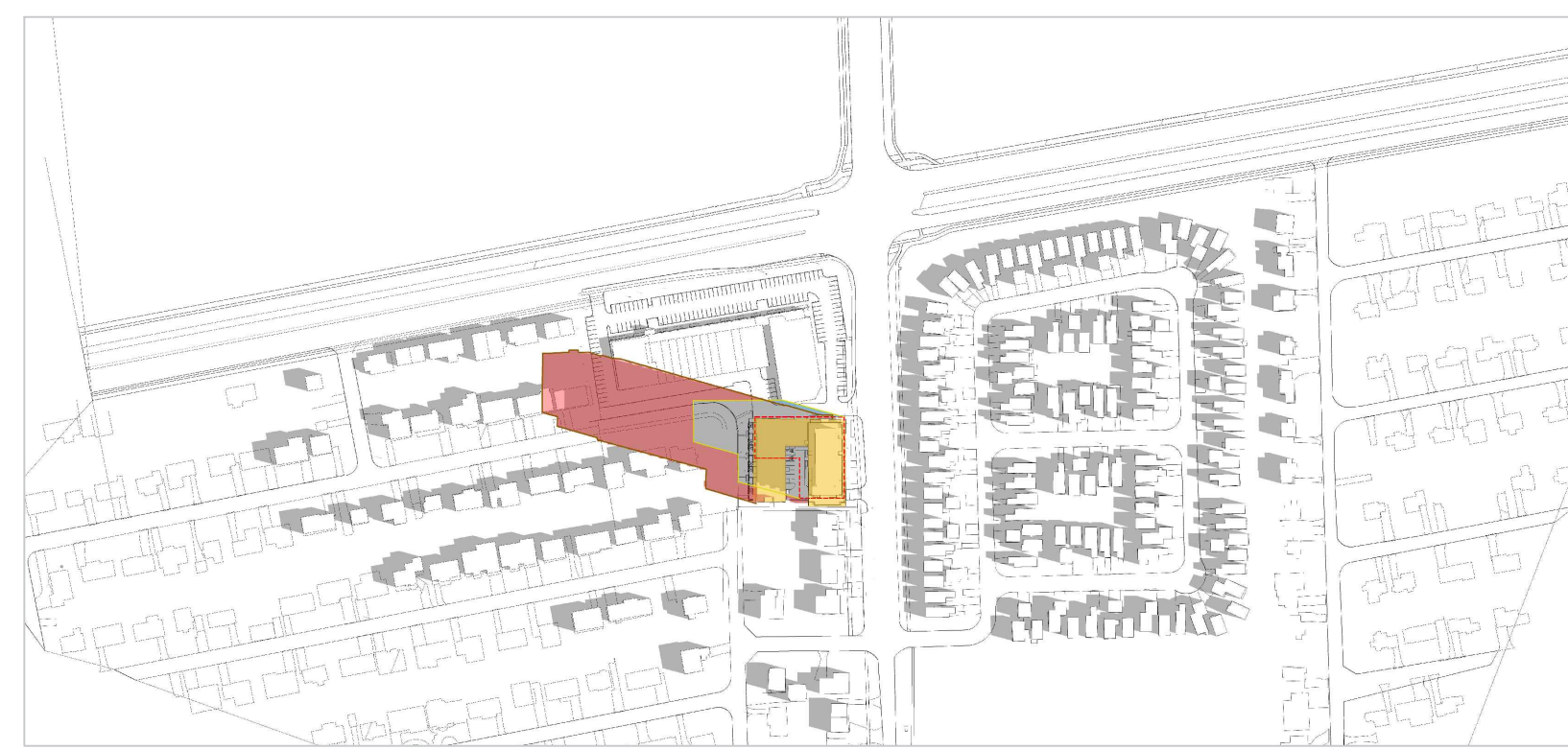
ARCHITECT: **RODERICKLAHEY ARCHITECT INC**
56 Beech Street, Ottawa, Ontario K1S 3J6
1.613.724.9932 1.613.724.1209 www.rodericklahey.ca

PROJECT TITLE:
780 Baseline Road PHASE ONE

OTTAWA ONTARIO
SHEET TITLE:
PERSPECTIVE VIEWS

DRAWN: T.Z.	CHECKED: T.Z.
SCALE: NTS	SHEET No.:
PROJECT No.:	A301
2131	

JUNE 21 (DST)



8:00 AM



9:00 AM



10:00 AM



11:00 AM



12:00 PM



1:00 PM



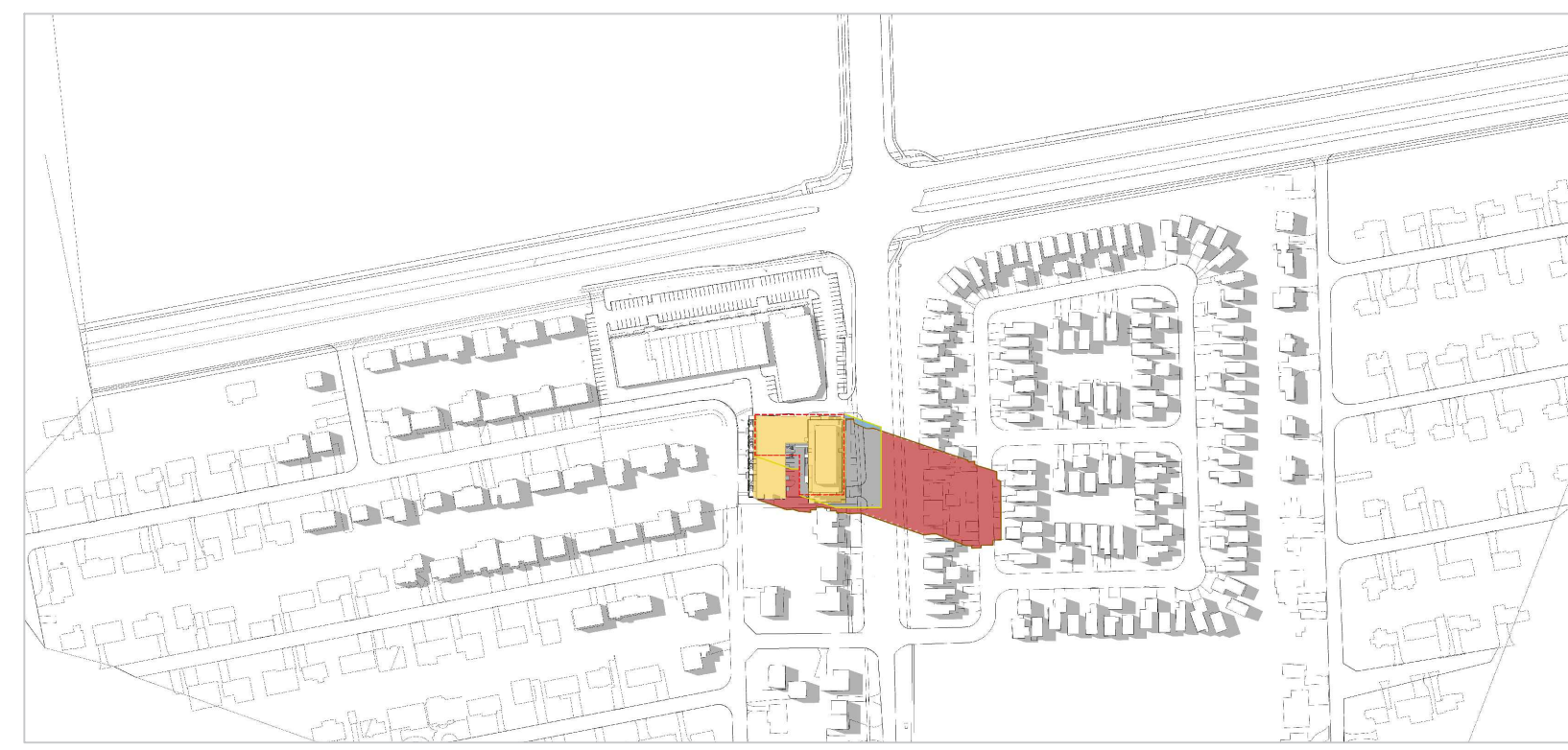
2:00 PM



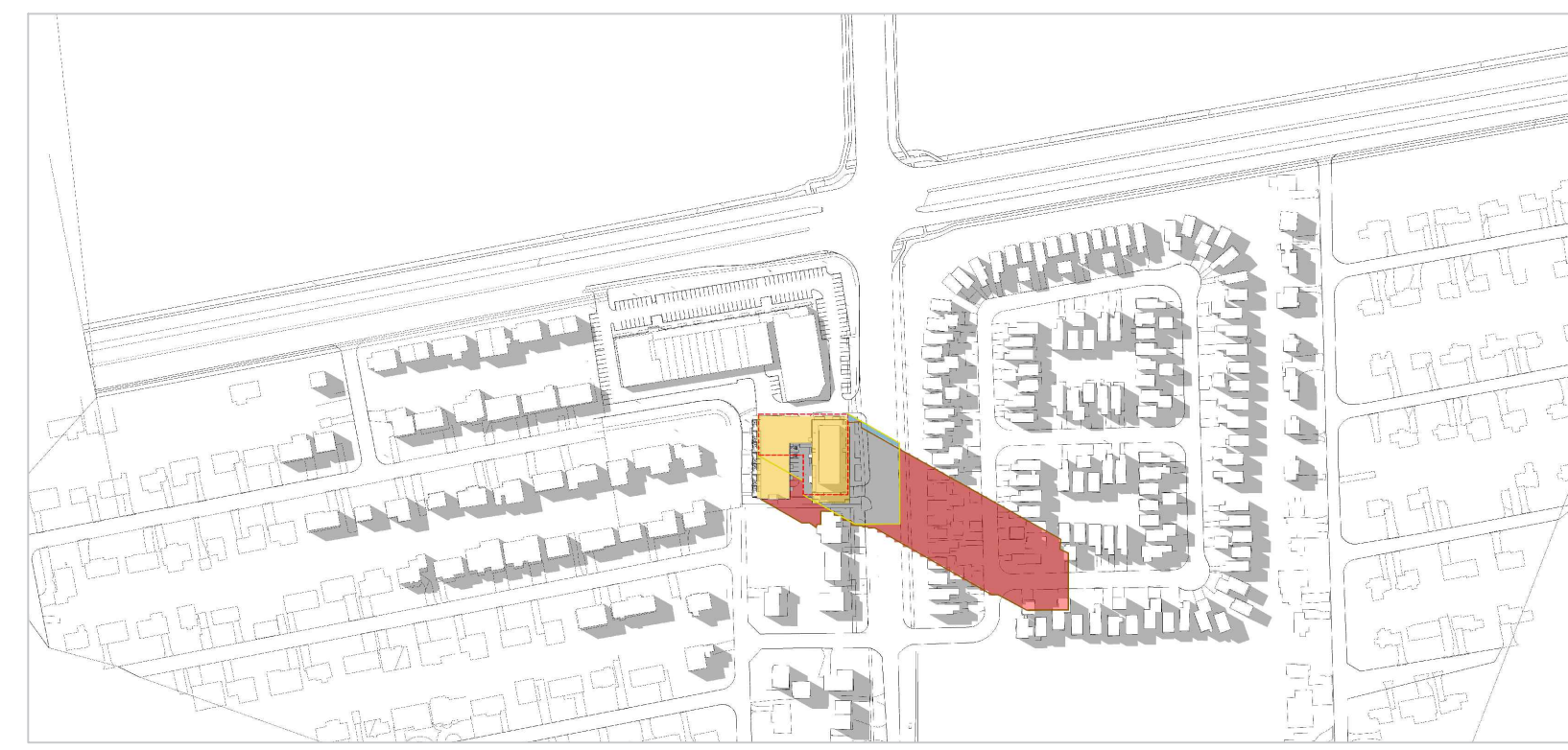
3:00 PM



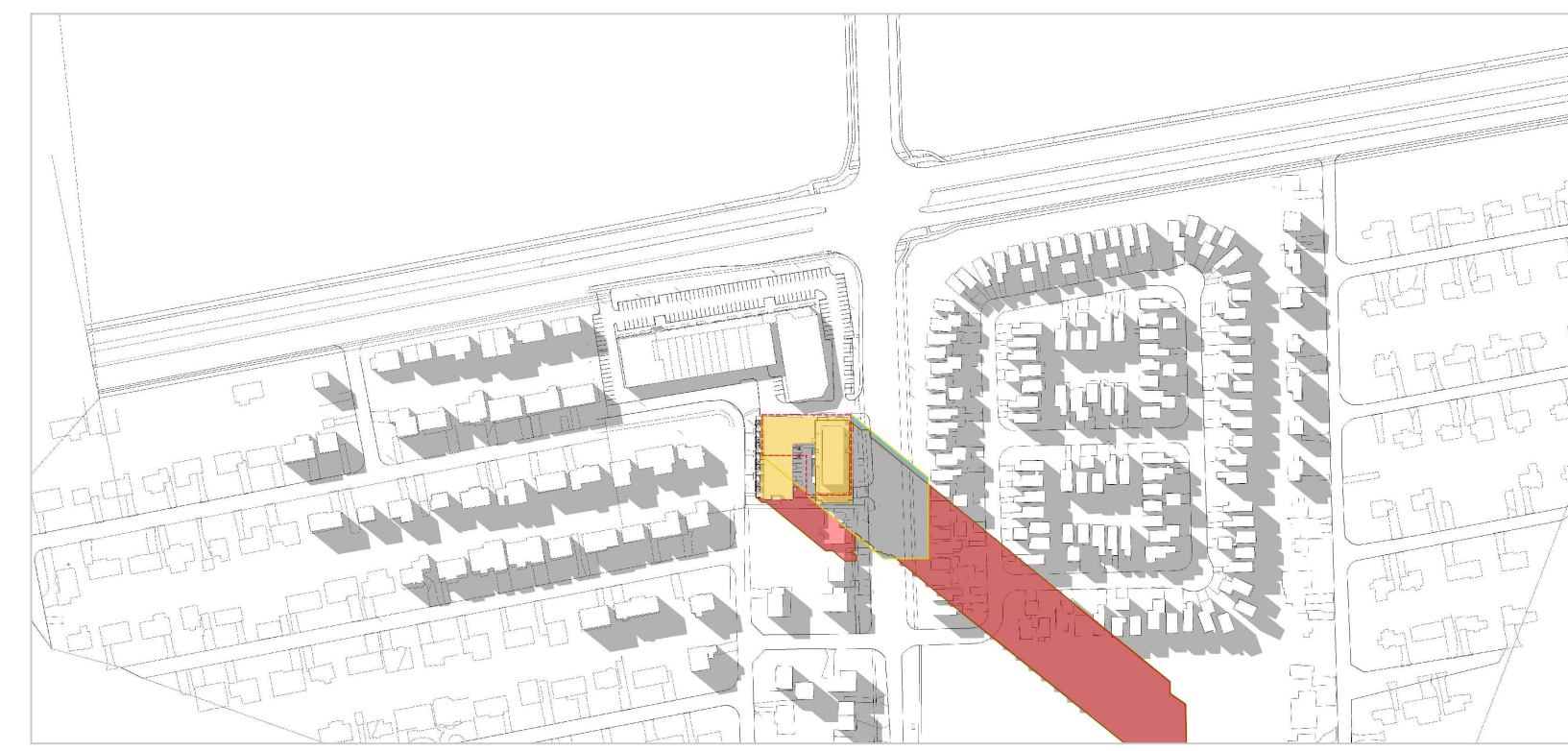
4:00 PM



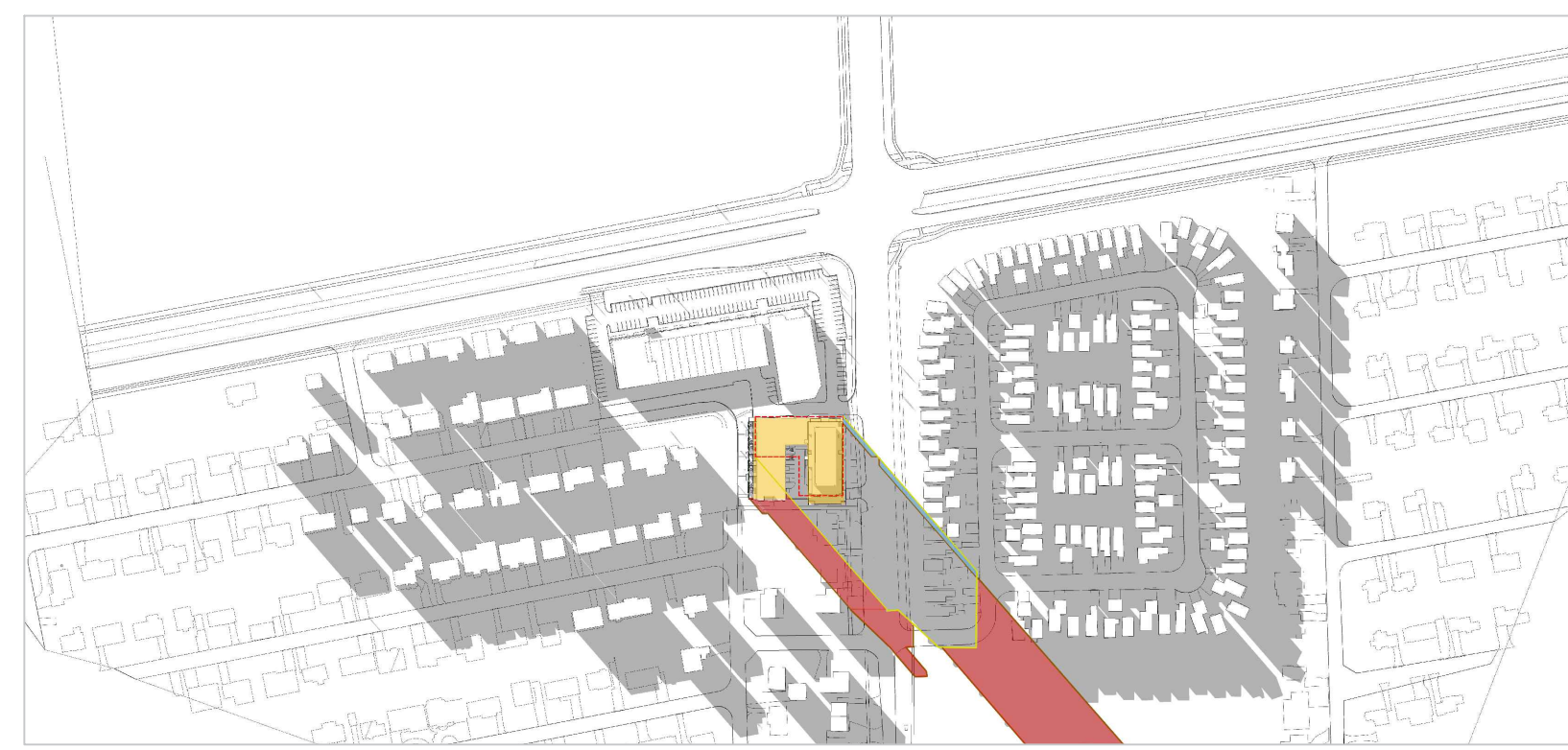
5:00 PM



6:00 PM









7:00 PM











8:00 PM

SHADOW ANALYSIS LEGEND

	PROPOSED SHADOW OUTLINE		PROPOSED DEVELOPMENT
	AS OF RIGHT SHADOW OUTLINE		NET NEW SHADOW INCREASE
	AS OF RIGHT BUILDING OUTLINE		NET NEW SHADOW REDUCTION



IT IS THE RESPONSIBILITY OF THE APPROPRIATE CONTRACTOR TO CHECK AND VERIFY ALL DIMENSIONS ON SITE AND TO REPORT ALL ERRORS AND/OR OMISSIONS TO THE ARCHITECT.
ALL CONTRACTORS MUST COMPLY WITH ALL PERTINENT CODES AND BY-LAWS.
THIS DRAWING MAY NOT BE USED FOR CONSTRUCTION UNTIL SIGNED BY THE ARCHITECT.
DO NOT SCALE DRAWINGS.
COPYRIGHT RESERVED.

NOTATION SYMBOLS:

-  INDICATES DRAWING NOTES, LISTED ON EACH SHEET.
-  INDICATES ASSEMBLY TYPE; REFER TO TYPICAL ASSEMBLIES SCHEDULE.
-  INDICATES WINDOW TYPE; REFER TO WINDOW ELEVATIONS AND DETAILS ON A500 SERIES.
-  INDICATES DOOR TYPE; REFER TO DOOR SCHEDULE AND DETAILS ON A500 SERIES.
-  -DETAIL NUMBER
-  TITLE SCALE
-  -DETAIL REFERENCE PAGE
-  -DETAIL CROSS REFERENCE PAGE

No.	DESCRIPTION	DATE
1	ISSUED FOR SPC ROUND 1 COMMENT RESPONSE	Sept 29, 23
2	ISSUED FOR SPC APPLICATION	June 09, 23
3	ISSUED FOR OWNER / CONSULTANT REVIEW	Apr 13, 23

REVISIONS:

 ARCHITECT SEAL: RODERICK LAHEY LICENSE # 4375 SEAL DATE: STAMP DATE	NORTH ARROW: 
---	---

CLIENT:



Theberge Developments Ltd.

ARCHITECT:
RODERICK LAHEY
 ARCHITECT INC
 56 Beech Street, Ottawa, Ontario K1S 3J6
 1.613.724.9932 1.613.724.1209 www.rodericklahey.ca

PROJECT TITLE:
 780 Baseline Road

OTTAWA ONTARIO

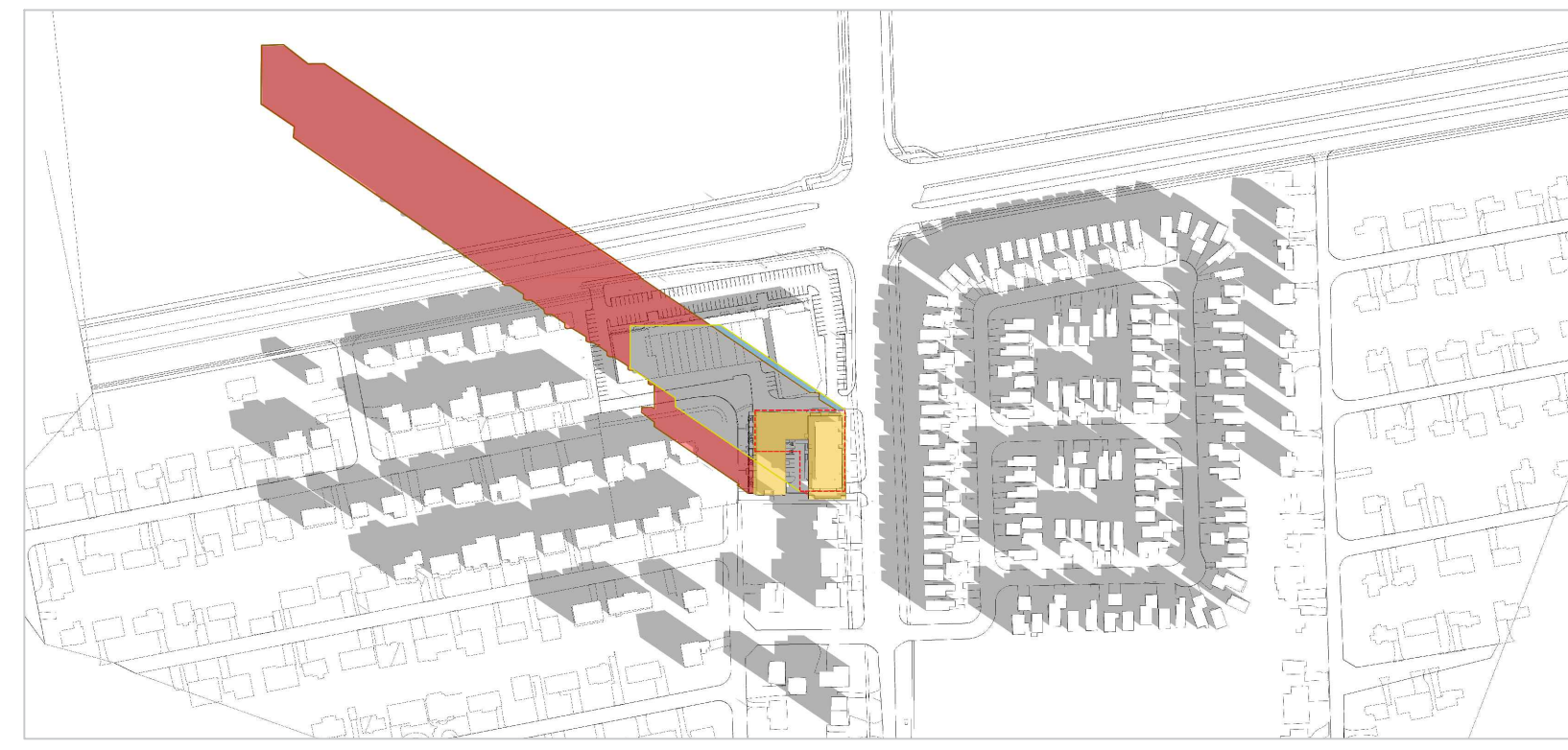
SHEET TITLE:
 SHADOW STUDY
 JUNE 21 (DST)

DRAWN: RLA	CHECKED: RLA
SCALE: NTS	SHEET No. A400
PROJECT No. 2131	

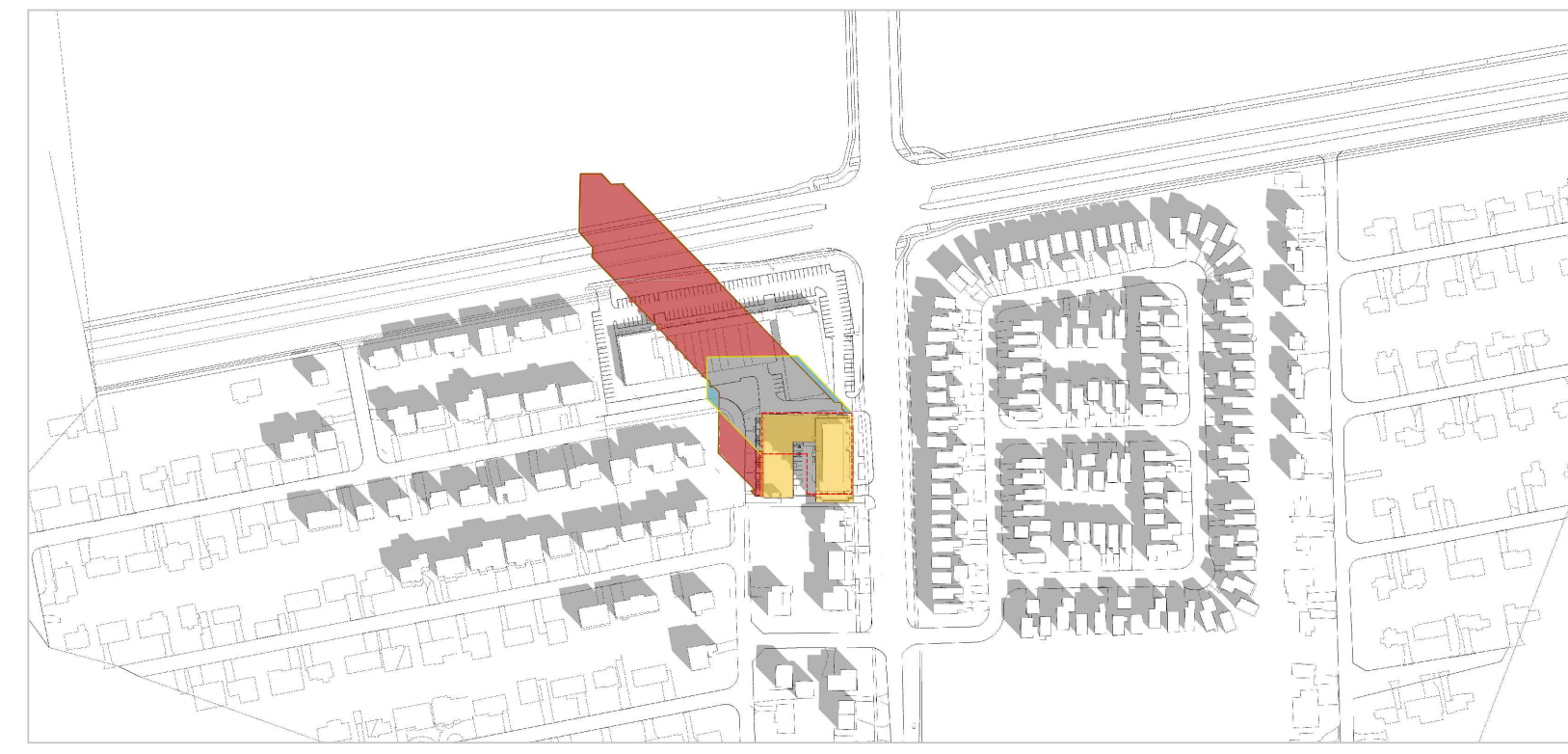
Plan No.: #

PAPER SIZE: Letter F:\2021\2131 - Baseline & Fisher\01 Design Development\02 Concept Design\01 CAD\2131 - 780 Baseline Plan 2023 09 28 Shadow Studies.dwg\OT SCALE: 1:150 D07-12-23-0076

SEPTEMBER 21 (DST)



8:00 AM



9:00 AM



10:00 AM



11:00 AM



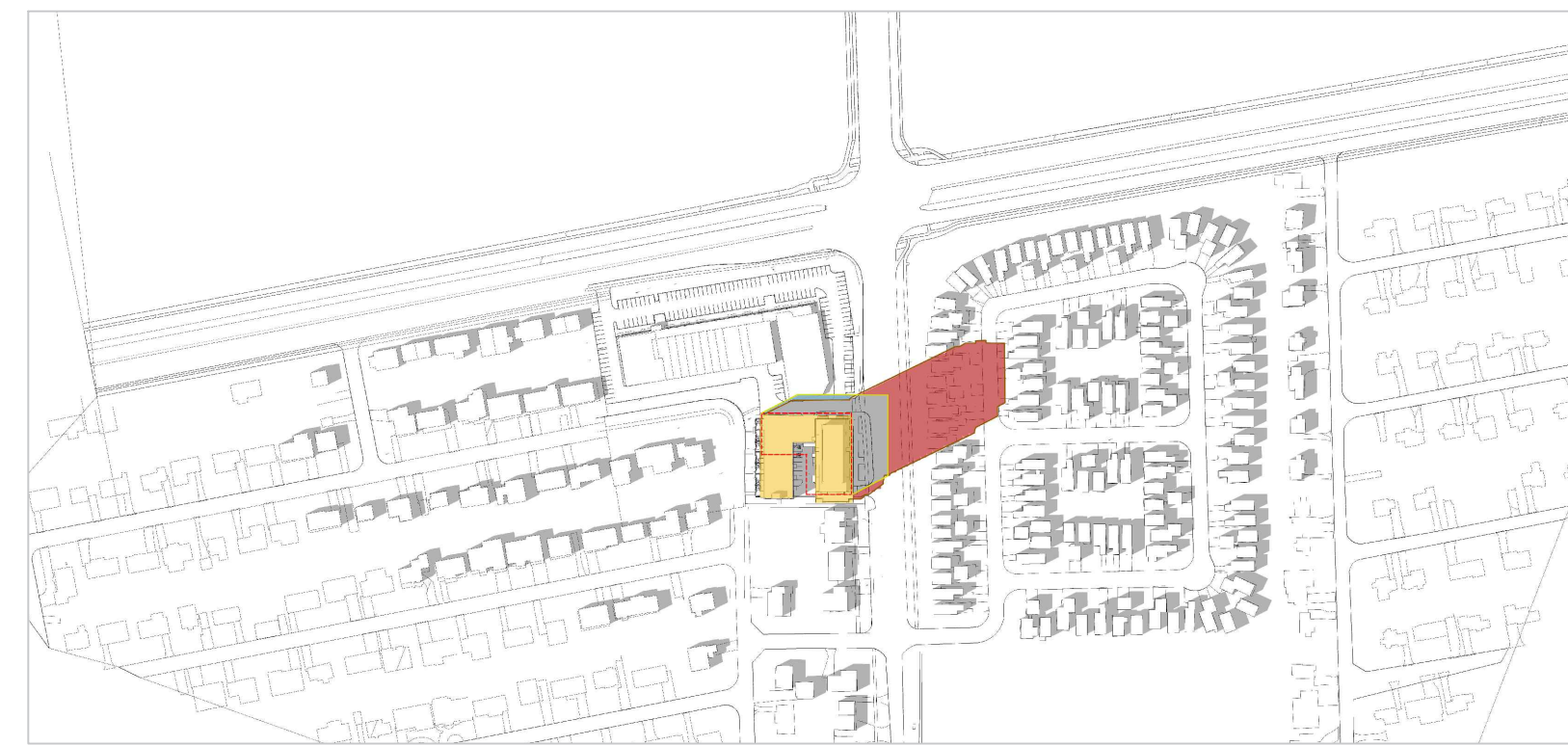
12:00 PM



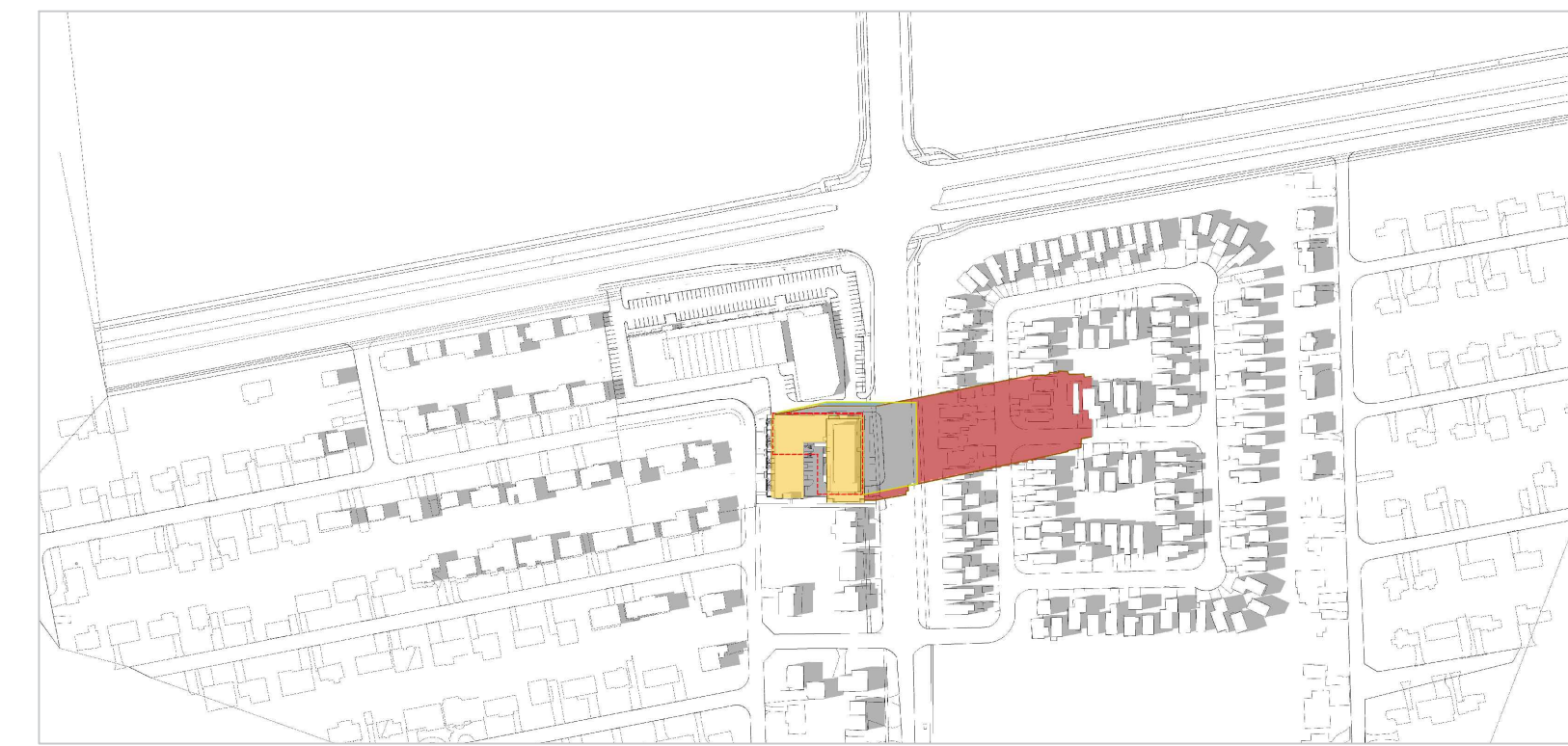
1:00 PM



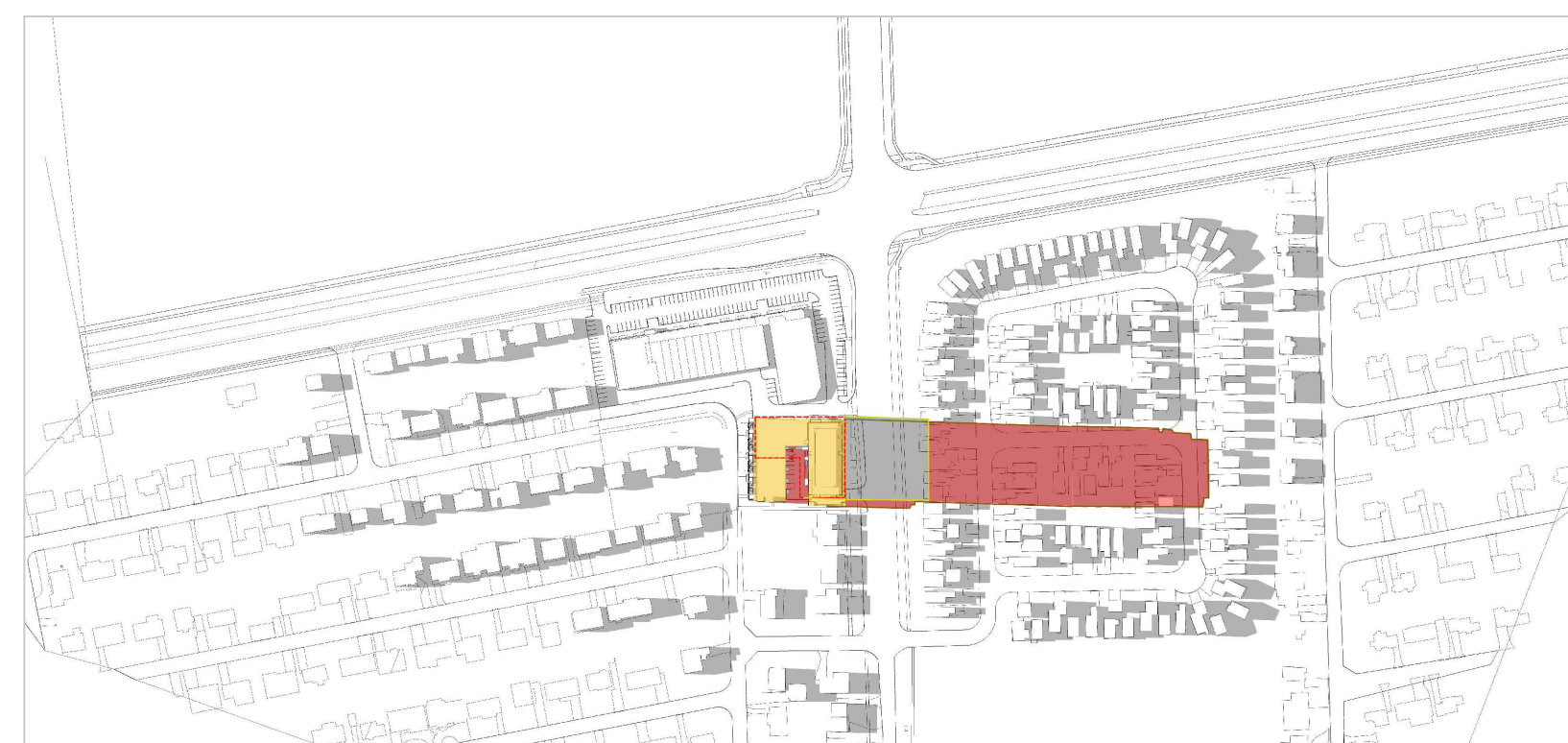
2:00 PM



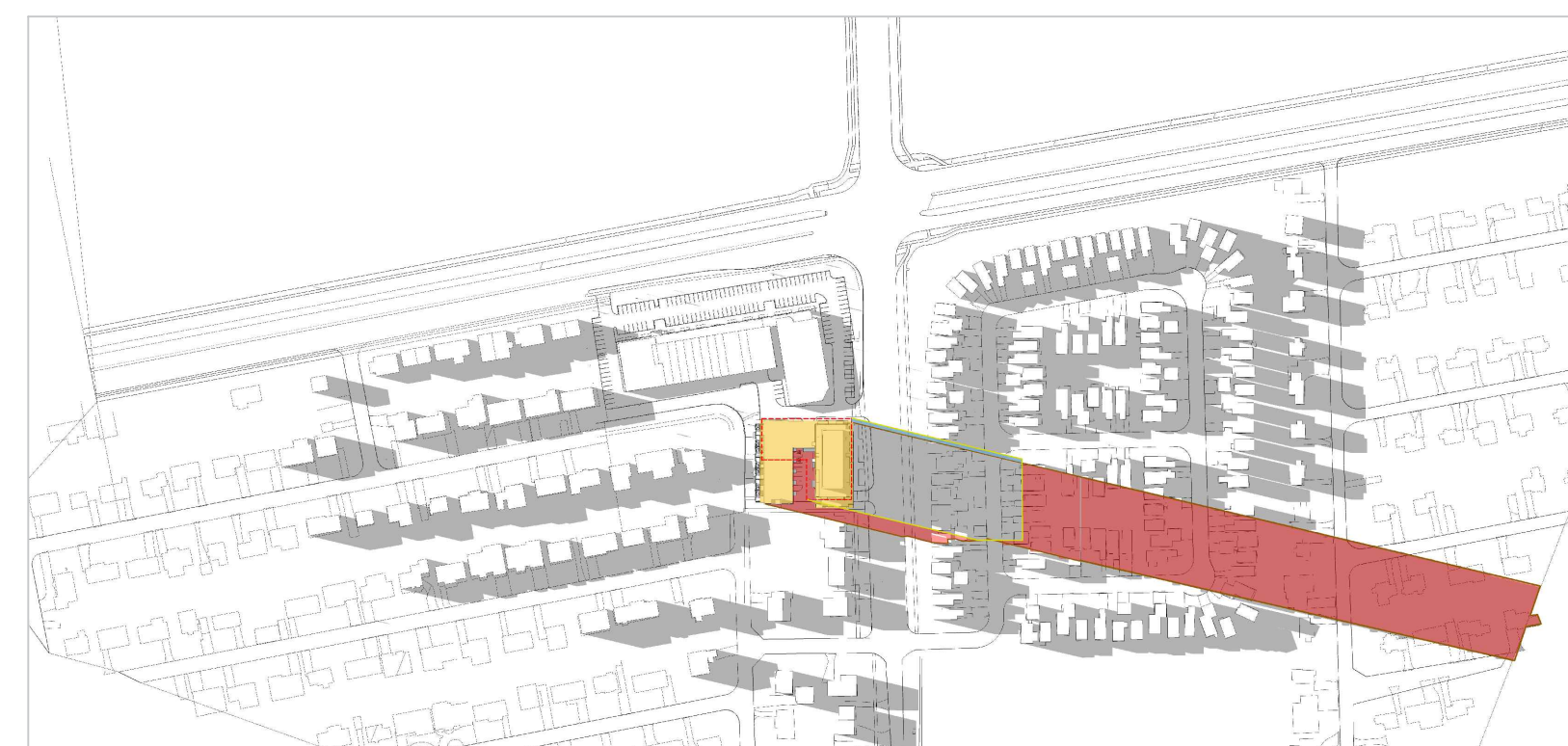
3:00 PM



4:00 PM









5:00 PM











6:00 PM

SHADOW ANALYSIS LEGEND

	PROPOSED SHADOW OUTLINE		PROPOSED DEVELOPMENT
	AS OF RIGHT SHADOW OUTLINE		NET NEW SHADOW INCREASE
	AS OF RIGHT BUILDING OUTLINE		NET NEW SHADOW REDUCTION



IT IS THE RESPONSIBILITY OF THE APPROPRIATE CONTRACTOR TO CHECK AND VERIFY ALL DIMENSIONS ON SITE AND TO REPORT ALL ERRORS AND/OR OMISSIONS TO THE ARCHITECT.
ALL CONTRACTORS MUST COMPLY WITH ALL PERTINENT CODES AND BY-LAWS.
THIS DRAWING MAY NOT BE USED FOR CONSTRUCTION UNTIL SIGNED BY THE ARCHITECT.
DO NOT SCALE DRAWINGS.
COPYRIGHT RESERVED.

NOTATION SYMBOLS:

-  INDICATES DRAWING NOTES, LISTED ON EACH SHEET.
-  INDICATES ASSEMBLY TYPE; REFER TO TYPICAL ASSEMBLIES SCHEDULE.
-  INDICATES WINDOW TYPE; REFER TO WINDOW ELEVATIONS AND DETAILS ON A900 SERIES.
-  INDICATES DOOR TYPE; REFER TO DOOR SCHEDULE AND DETAILS ON A900 SERIES.
-  —DETAIL NUMBER
-  TITLE
-  —DETAIL REFERENCE PAGE
-  —DETAIL CROSS REFERENCE PAGE

No.	DESCRIPTION	DATE
1	ISSUED FOR SPC ROUND 1 COMMENT RESPONSE	Sept 29, 23
2	ISSUED FOR SPC APPLICATION	June 09, 23
3	ISSUED FOR OWNER / CONSULTANT REVIEW	Apr 13, 23

REVISIONS:

ARCHITECT SEAL:  NORTH ARROW: 

SEAL DATE: STAMP DATE

CLIENT: 
Theberge Developments Ltd.

ARCHITECT: **RODERICK LAHEY**
ARCHITECT INC
56 Beech Street, Ottawa, Ontario K1S 3J6
1.613.724.9932 1.613.724.1209 www.rodericklahey.ca

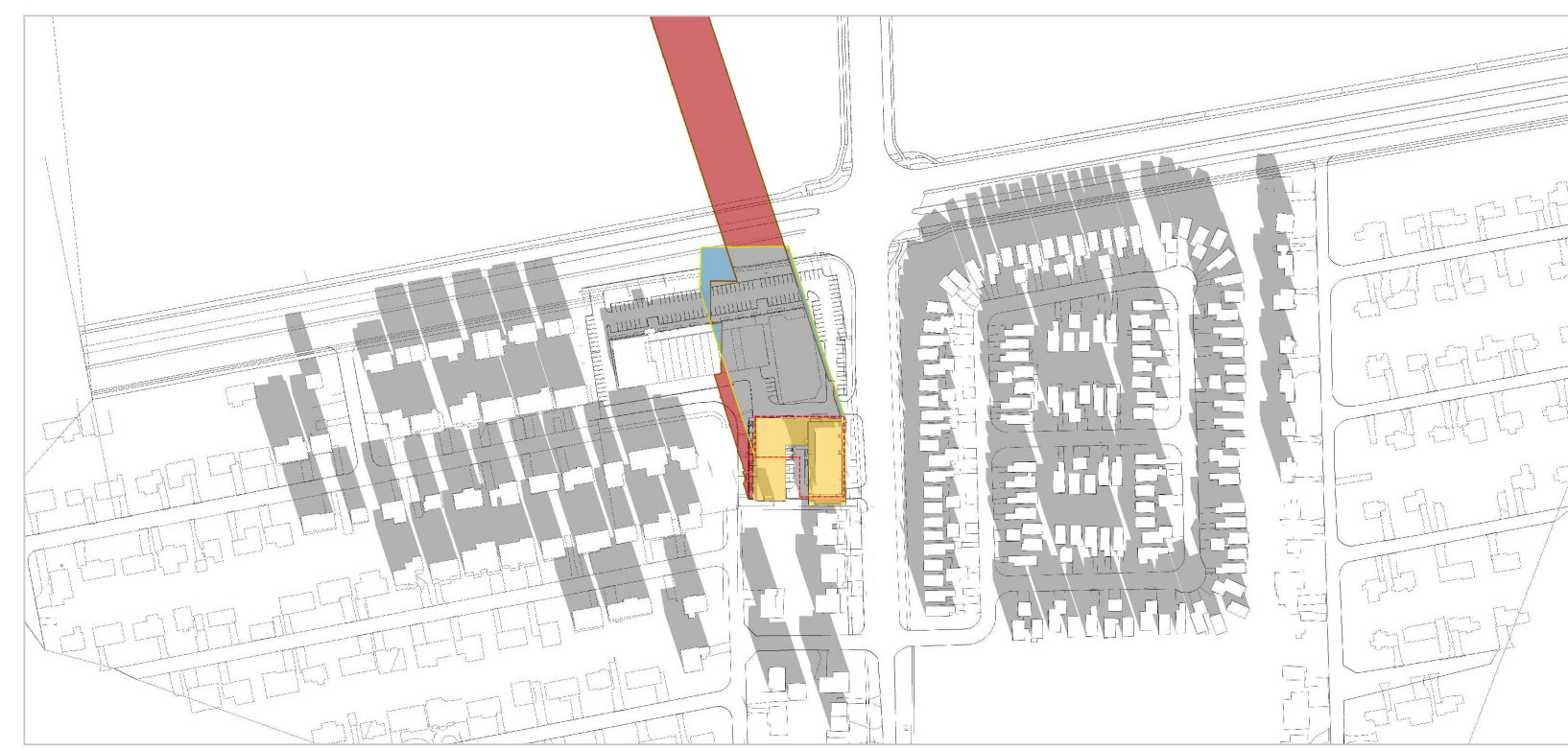
PROJECT TITLE:
780 Baseline Road

OTTAWA ONTARIO
SHEET TITLE:
**SHADOW STUDY
SEPTEMBER 21**

DRAWN: RLA	CHECKED: RLA
SCALE: NTS	SHEET No. A401
PROJECT No. 2131	

Plan No.: # _____

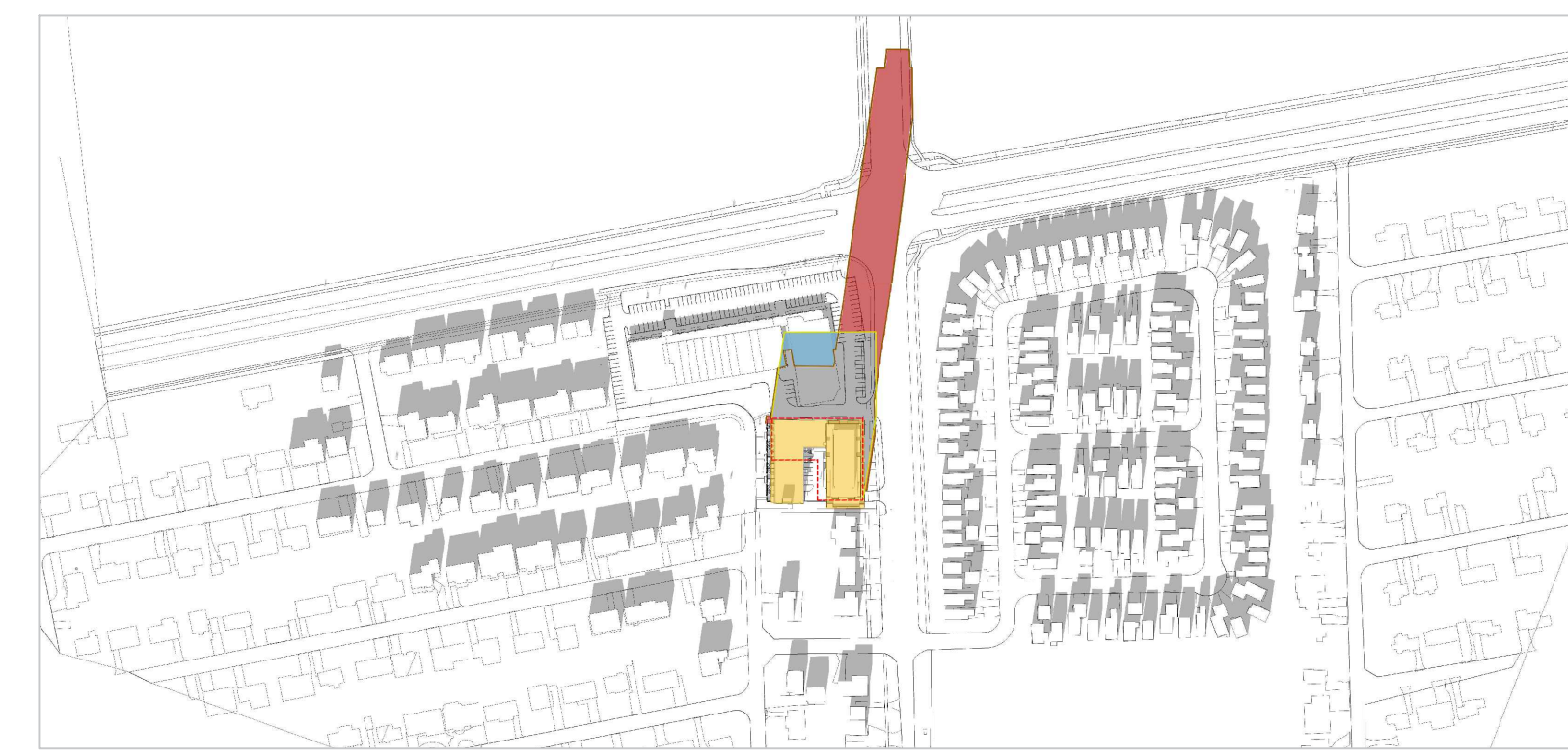
DECEMBER 21



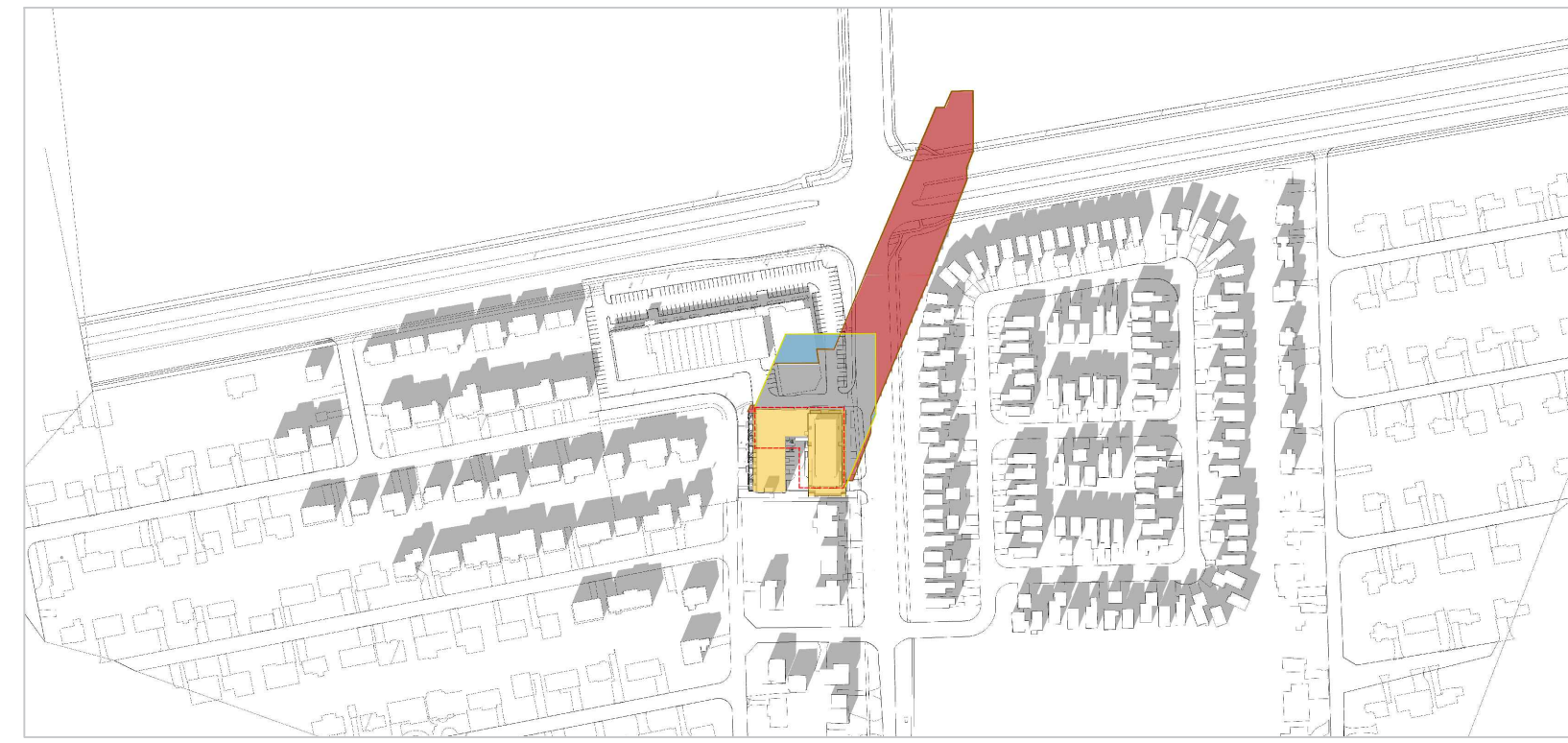
9:00 AM



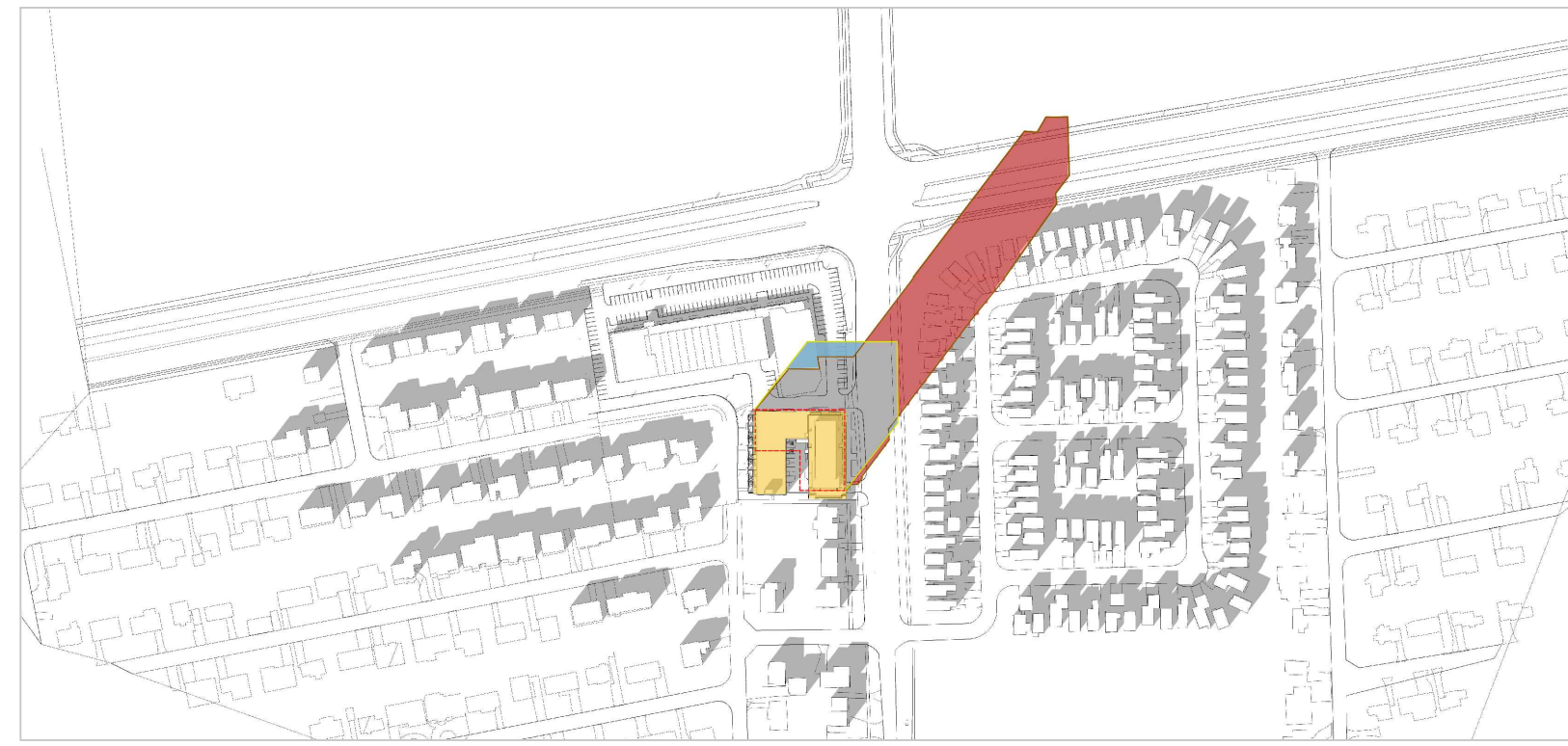
10:00 AM



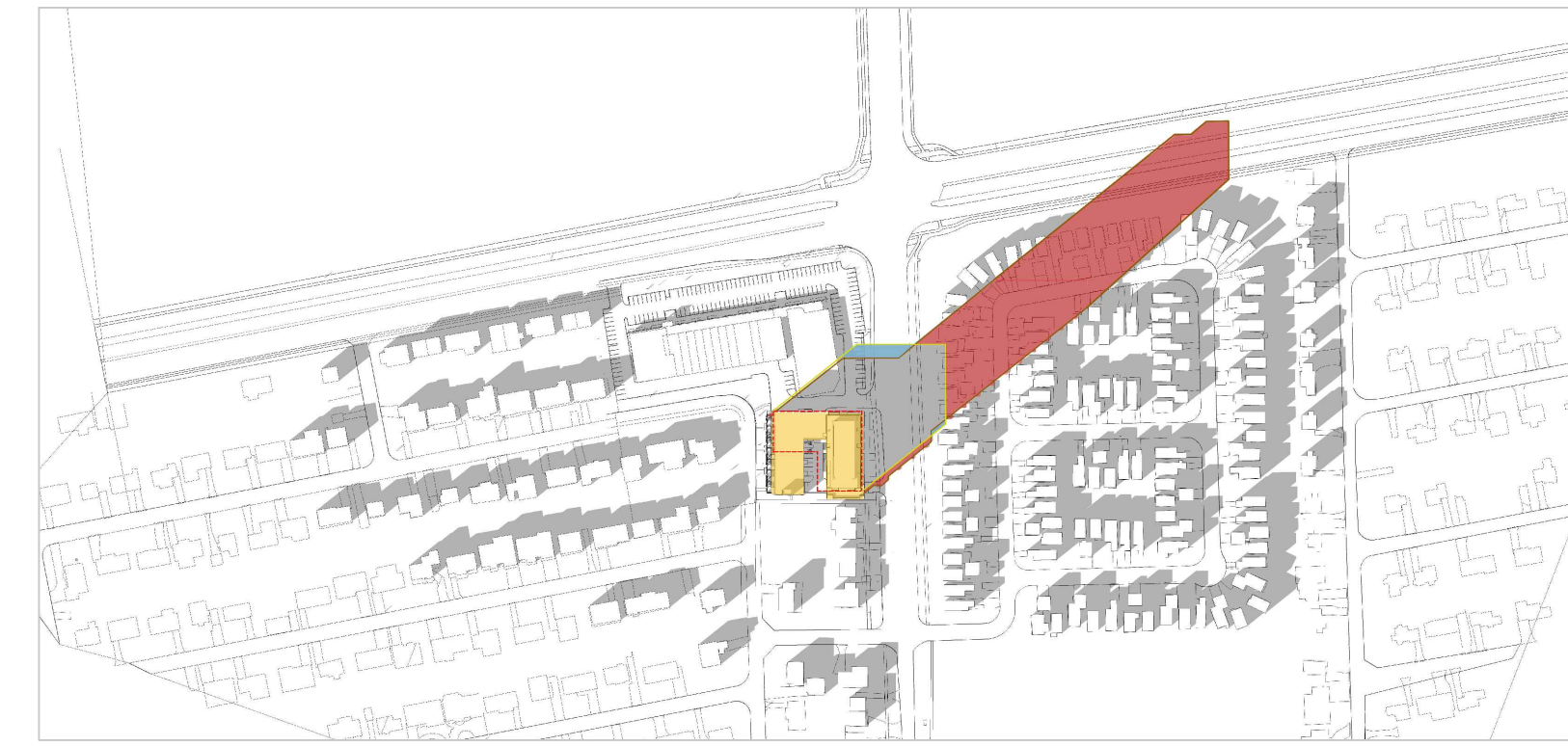
11:00 AM



12:00 PM



1:00 PM



2:00 PM



3:00 PM

SHADOW ANALYSIS LEGEND

	PROPOSED SHADOW OUTLINE		PROPOSED DEVELOPMENT
	AS OF RIGHT SHADOW OUTLINE		NET NEW SHADOW INCREASE
	AS OF RIGHT BUILDING OUTLINE		NET NEW SHADOW REDUCTION

IT IS THE RESPONSIBILITY OF THE APPROPRIATE CONTRACTOR TO CHECK AND VERIFY ALL DIMENSIONS ON SITE AND TO REPORT ALL ERRORS AND/OR OMISSIONS TO THE ARCHITECT.
ALL CONTRACTORS MUST COMPLY WITH ALL PERTINENT CODES AND BY-LAWS.
THIS DRAWING MAY NOT BE USED FOR CONSTRUCTION UNTIL SIGNED BY THE ARCHITECT.
DO NOT SCALE DRAWINGS.
COPYRIGHT RESERVED.

NOTATION SYMBOLS:

- INDICATES DRAWING NOTES, LISTED ON EACH SHEET.
- INDICATES ASSEMBLY TYPE; REFER TO TYPICAL ASSEMBLY SCHEDULE.
- INDICATES WINDOW TYPE; REFER TO WINDOW ELEVATIONS AND DETAILS ON A900 SERIES.
- INDICATES DOOR TYPE; REFER TO DOOR SCHEDULE AND DETAILS ON A900 SERIES.
- DETAIL NUMBER
- TITLE SCALE
-DETAIL REFERENCE PAGE
- DETAIL CROSS REFERENCE PAGE

	ISSUED FOR SPC ROUND 1 COMMENT RESPONSE	Sept 29, 23
	ISSUED FOR SPC APPLICATION	June 09, 23
	ISSUED FOR OWNER / CONSULTANT REVIEW	Apr 13, 23
No.	DESCRIPTION	DATE

REVISIONS:

 ARCHITECT SEAL: SEAL DATE: STAMP DATE	 NORTH ARROW:
--	------------------

CLIENT:

 Theberge Developments Ltd.

ARCHITECT:

RODERICK LAHEY
 ARCHITECT INC
 56 Beech Street, Ottawa, Ontario K1S 3J6
 1.613.724.9932 1.613.724.1209 www.rodericklahey.ca

PROJECT TITLE:

780 Baseline Road

OTTAWA ONTARIO

SHEET TITLE:

**SHADOW STUDY
DECEMBER 21**

DRAWN: RLA	CHECKED: RLA
SCALE: NTS	SHEET No. A402
PROJECT No. 2131	