

RUSSELL DEVELOPMENT

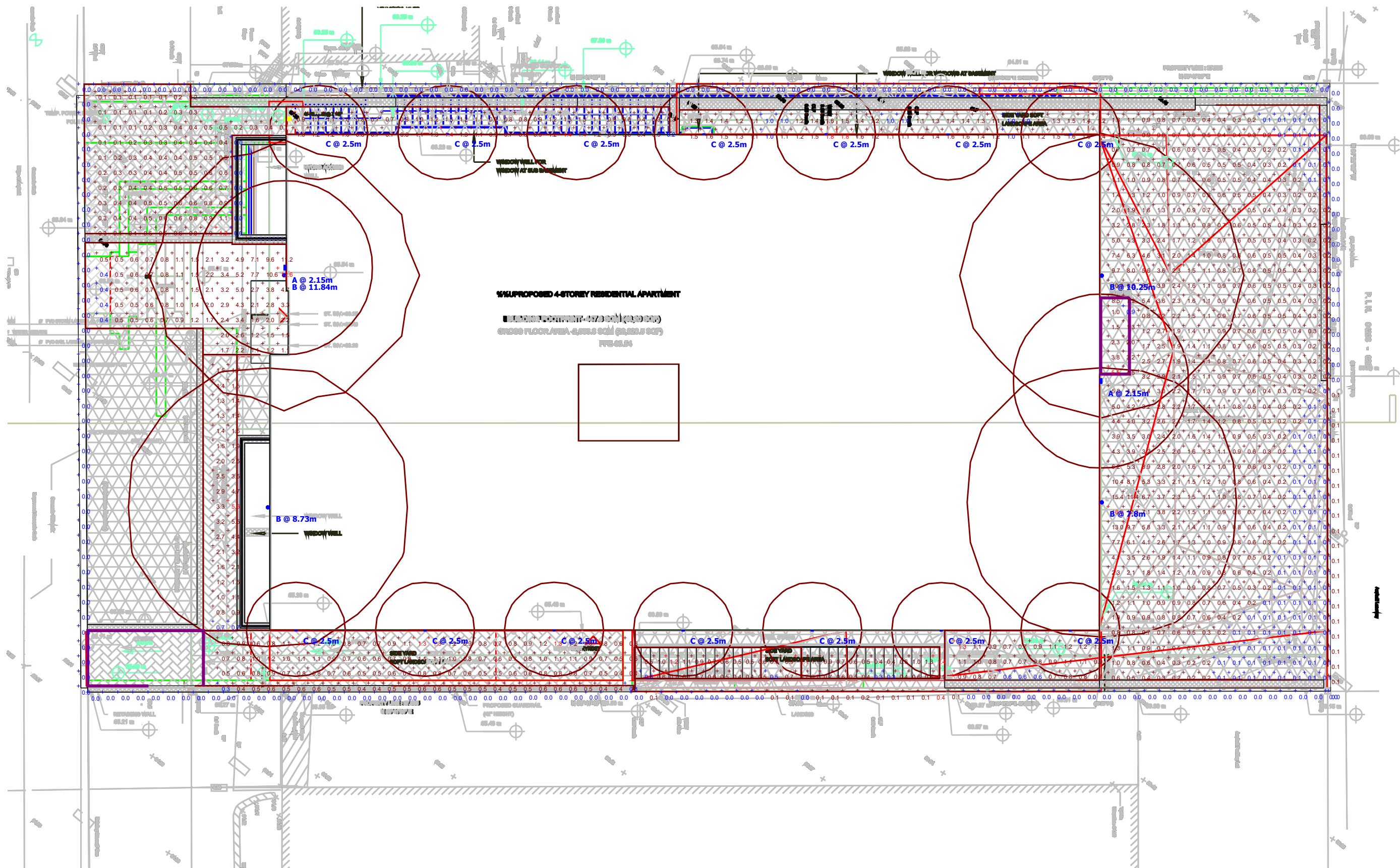
71 RUSSELL AVE OTTAWA, ON.

DATE: MAY 25, 2026
PROJECT TYPE: EXTERIOR SITE LIGHTING
ARCHITECT: LAWRENCE ARCHITECT INC.
PREPARED BY: WSA, LIGHT ENERGY DESIGN

INDEX OF DRAWINGS

- P01 COVER SHEET AND DRAWING INDEX
- P02 PHOTOMETRIC STUDY -SITE LIGHTING
- P03 STATISTICS & SCHEDULE
- P04 RENDERINGS





Plan View


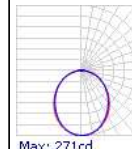

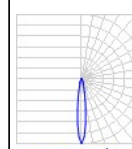

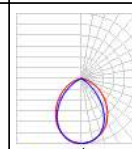
PHOTOMETRIC STUDY

Designer
SHK
Date
05/25/2026
Scale
Not to Scale
Drawing No.

Summary

Statistics





| Description | Symbol | Avg | Max | Min | Max/Min | Avg/Min |
|--|--------|---------|---------|---------|---------|---------|
| Access from Russell ave-North-West | + | 0.4 fc | 1.3 fc | 0.0 fc | N/A | N/A |
| Access to Front Entrance-West | + | 2.3 fc | 12.6 fc | 0.4 fc | 31.5:1 | 5.8:1 |
| Exterior Ramp-West | + | 2.2 fc | 5.6 fc | 0.7 fc | 8.0:1 | 3.1:1 |
| Property Line | + | 0.0 fc | 0.4 fc | 0.0 fc | N/A | N/A |
| Rear Exit landing-East | + | 2.6 fc | 5.5 fc | 0.9 fc | 6.1:1 | 2.9:1 |
| Rear Yard-Soft Landscape Area-East | + | 1.3 fc | 16.9 fc | 0.1 fc | 169.0:1 | 13.0:1 |
| Side yard softlandscape area-North | + | 0.9 fc | 1.4 fc | 0.2 fc | 7.0:1 | 4.5:1 |
| Side Yard-Soft Landscape Area-North | + | 1.3 fc | 1.8 fc | 1.0 fc | 1.8:1 | 1.3:1 |
| Side Yard-soft landscape Area-South-East | + | 0.9 fc | 1.3 fc | 0.6 fc | 2.2:1 | 1.5:1 |
| Side yard-Soft Landscape Area-South-West | + | 0.7 fc | 1.3 fc | 0.3 fc | 4.3:1 | 2.3:1 |
| South- Metal Stairs (Lower) | + | 0.7 fc | 1.4 fc | 0.3 fc | 4.7:1 | 2.3:1 |
| South- Metal Stairs (mid-Landing) | + | 0.8 fc | 1.1 fc | 0.5 fc | 2.2:1 | 1.6:1 |
| South- Metal Stairs (Upper) | + | 0.7 fc | 1.2 fc | 0.3 fc | 4.0:1 | 2.3:1 |
| South-Metal Stairs (Combined) | | 0.71 fc | 1.40 fc | 0.30 fc | 4.7:1 | 2.4:1 |

| Schedule | | | | | | | | | | |
|----------|-------|---|-----|--------------|-------------|-------------------------------------|-----|--------------|-------------|---|
| Symbol | Label | Image | QTY | Manufacturer | Catalog | Description | LLF | Total Output | Input Power | Polar Plot |
| □ | A |  | 2 | ARTIKA PRO | OUT-WIC-BLJ | Willow LED Outdoor Wall Light Black | 0.9 | 752 | 13.24 |  Max: 271cd |
| ○ | B |  | 4 | BEGA US | | 24 035 K3 | 0.9 | 1725 | 21 |  Max: 12909cd |
| ▭ | C |  | 14 | BEGA US | 22215 K3 | 22215 K3 | 0.9 | 173 | 3 |  Max: 88cd |

Designer
SHK
Date
05/25/2026
Scale
Not to Scale
Drawing No.

Summary

PHOTOMETRIC STUDY



Designer
SHK
Date
05/25/2026
Scale
Not to Scale
Drawing No.

Summary