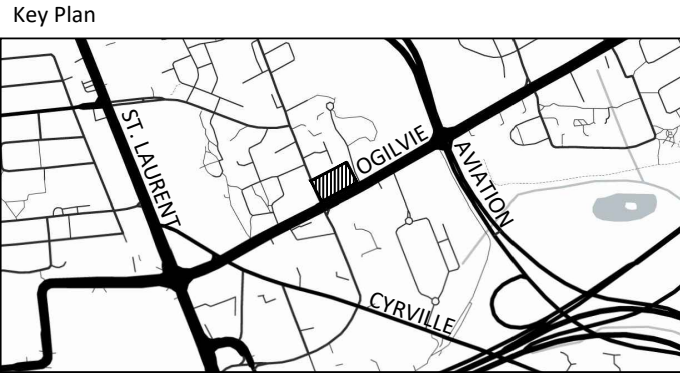


- GENERAL NOTES:
- ALL DIMENSIONS IN MILLIMETERS UNLESS SPECIFIED OTHERWISE. DO NOT SCALE DRAWING. ALL DRAWINGS TO BE READ IN CONJUNCTION WITH WRITTEN SPECIFICATIONS.
  - THIS DRAWING MAY NOT BE USED FOR CONSTRUCTION UNTIL SIGNED BY THE LANDSCAPE ARCHITECT. IT IS THE RESPONSIBILITY OF THE CONTRACTOR TO:
    - CHECK AND VERIFY ALL DIMENSIONS ON SITE
    - REPORT ALL ERRORS AND/OR OMISSIONS TO THE CONTRACT ADMINISTRATOR
    - COMPLY WITH ALL PERTINENT CODES AND BY-LAWS
    - CHECK AND VERIFY LOCATIONS OF ALL UNDERGROUND SERVICES WITH ALL LOCAL UTILITIES PRIOR TO ANY DIGGING
  - ANY AREAS BEYOND THE LIMIT OF THE SITE DISTURBED DURING CONSTRUCTION SHALL BE RESTORED TO ORIGINAL CONDITION OR BETTER TO THE SATISFACTION OF THE AUTHORITY HAVING JURISDICTION AT THE CONTRACTOR'S EXPENSE.
  - ALL WORK SHALL BE COMPLETED IN ACCORDANCE WITH THE 'OCCUPATIONAL HEALTH AND SAFETY ACT AND REGULATIONS FOR CONSTRUCTION PROJECTS'. THE GENERAL CONTRACTOR SHALL BE DEEMED TO BE THE 'CONTRACTOR' AS DEFINED IN THE ACT.
  - THERE WILL BE NO SUBSTITUTION OF MATERIALS UNLESS PRIOR WRITTEN APPROVAL IS RECEIVED FROM THE CONTRACT ADMINISTRATOR.
  - THE CONTRACTOR IS RESPONSIBLE FOR OBTAINING ALL PERMITS REQUIRED AND TO BEAR THE COST OF THE SAME.
  - BENCHMARKS: IT IS THE RESPONSIBILITY OF THE CONTRACTOR TO VERIFY THAT THE SITE BENCHMARK(S) HAS NOT BEEN ALTERED OR DISTURBED AND THAT ITS RELATIVE ELEVATION AND DESCRIPTION AGREES WITH THE INFORMATION DEPICTED ON THIS PLAN.

Contractor shall check all dimensions on the work and report any discrepancy to the Landscape Architect before proceeding. All drawings and specifications are the property of the Landscape Architect and must be returned at the completion of the work. This drawing is not to be used for construction until signed by the Landscape Architect.



- LEGEND
- PROPERTY LINE
- FENCING
- ORNAMENTAL FENCE
- PLANTING
- CONIFEROUS TREE
  - SMALL DECIDUOUS TREE
  - MEDIUM DECIDUOUS TREE
  - LARGE DECIDUOUS TREE
  - PROJECTED CANOPY COVER

2	Re-issued for ZBLA	May 23/25
1	Issued for ZBLA	Feb 17/25
No.	Description	Date
Revision		
City Approval Stamp		

**NAK**  
design strategies  
1285 WELLINGTON STREET, OTTAWA, ON K1Y 3A8 CANADA  
T 613.237.2345  
Project

1137, 1151 OGILVIE ROAD  
OTTAWA, ON

Title

LANDSCAPE PLAN

Date	2025-01-27	Sheet
Scale	1:200	
Drawn	JE	
Checked	SC	
Job No.	24-112	

L1.0



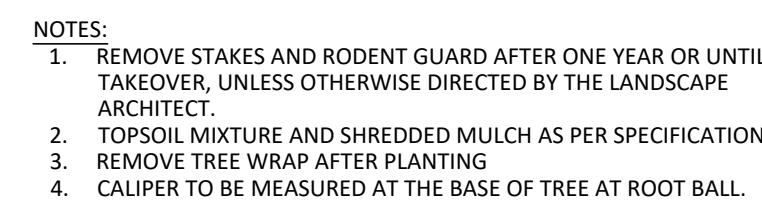
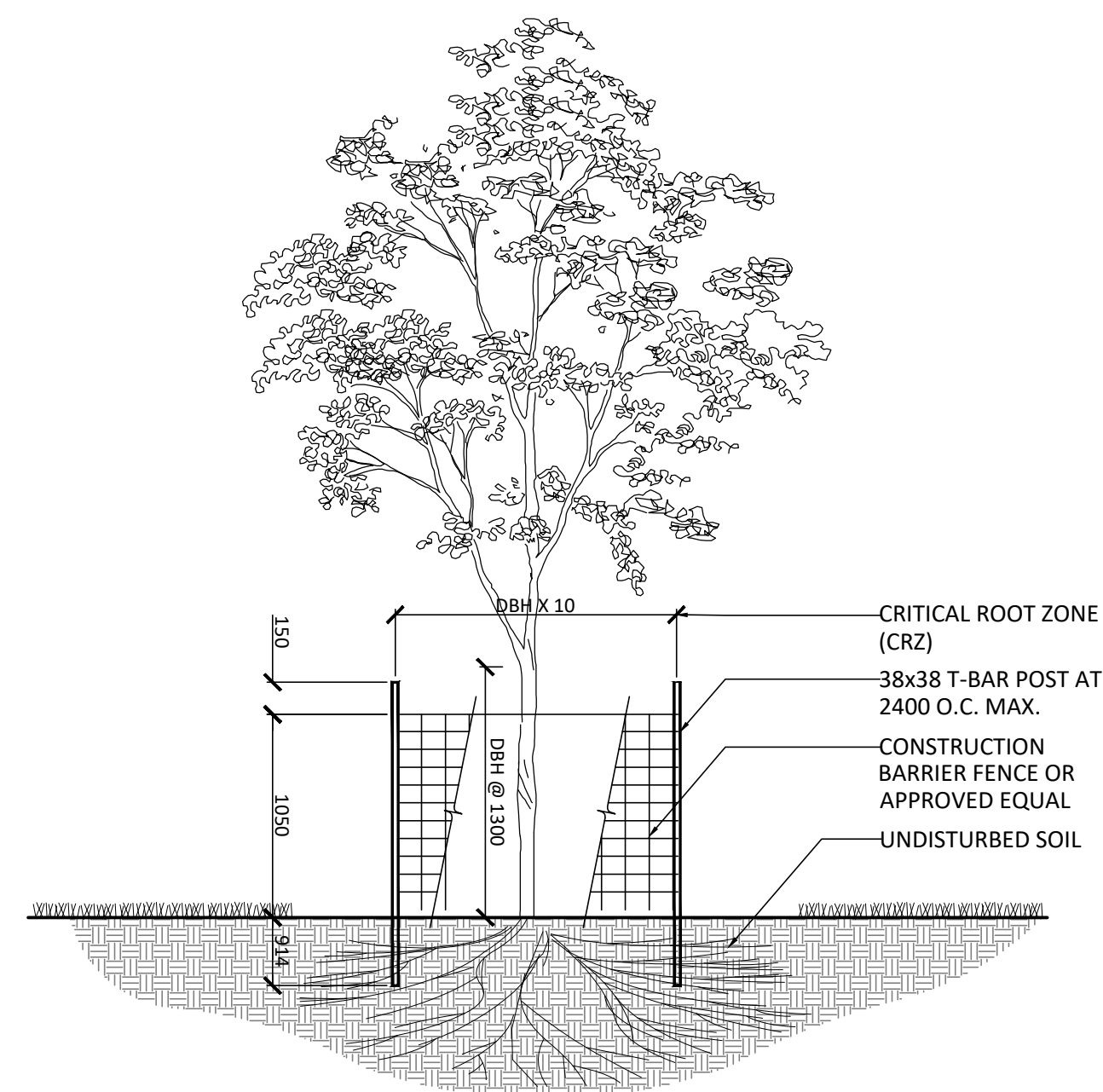
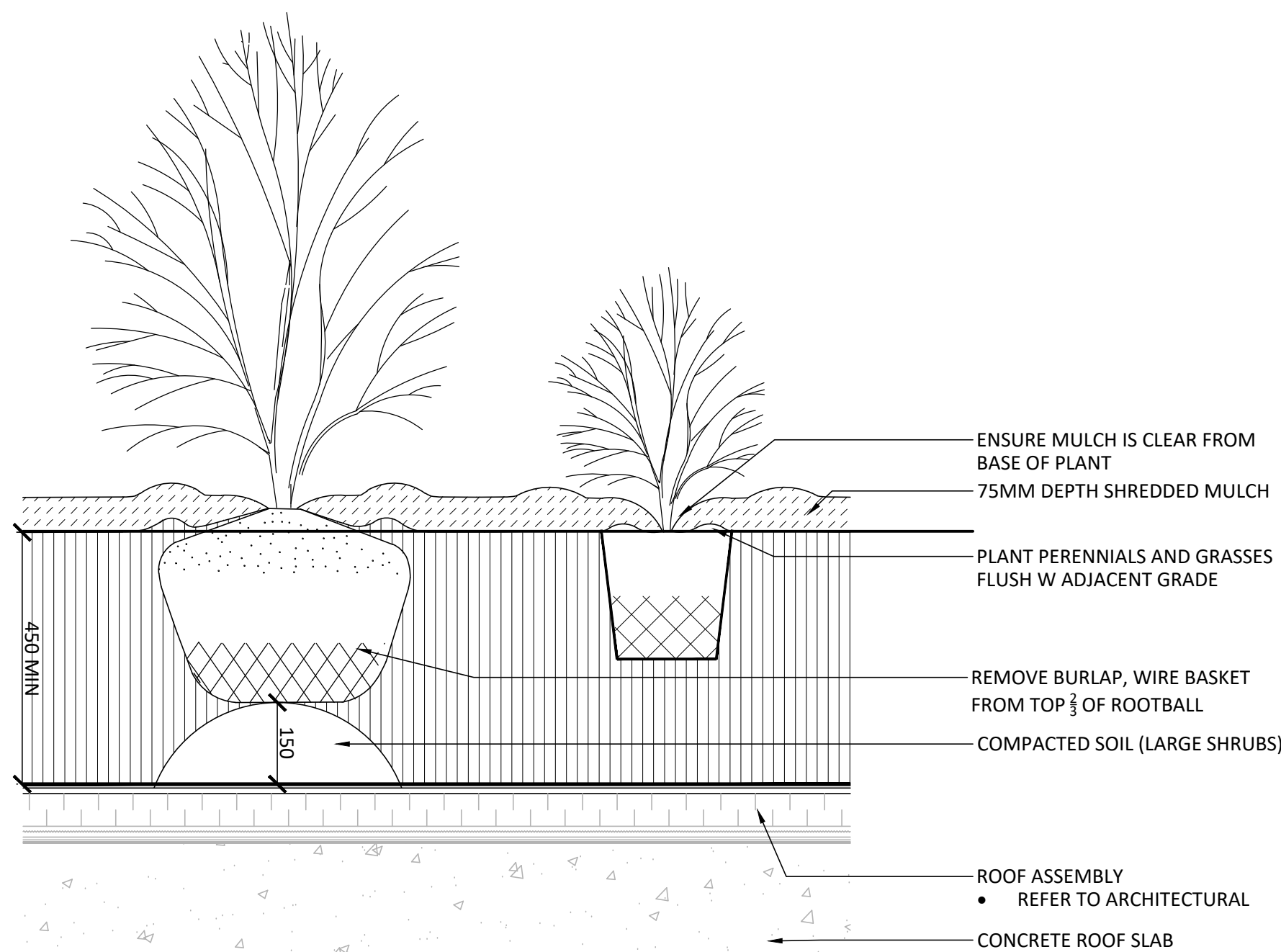
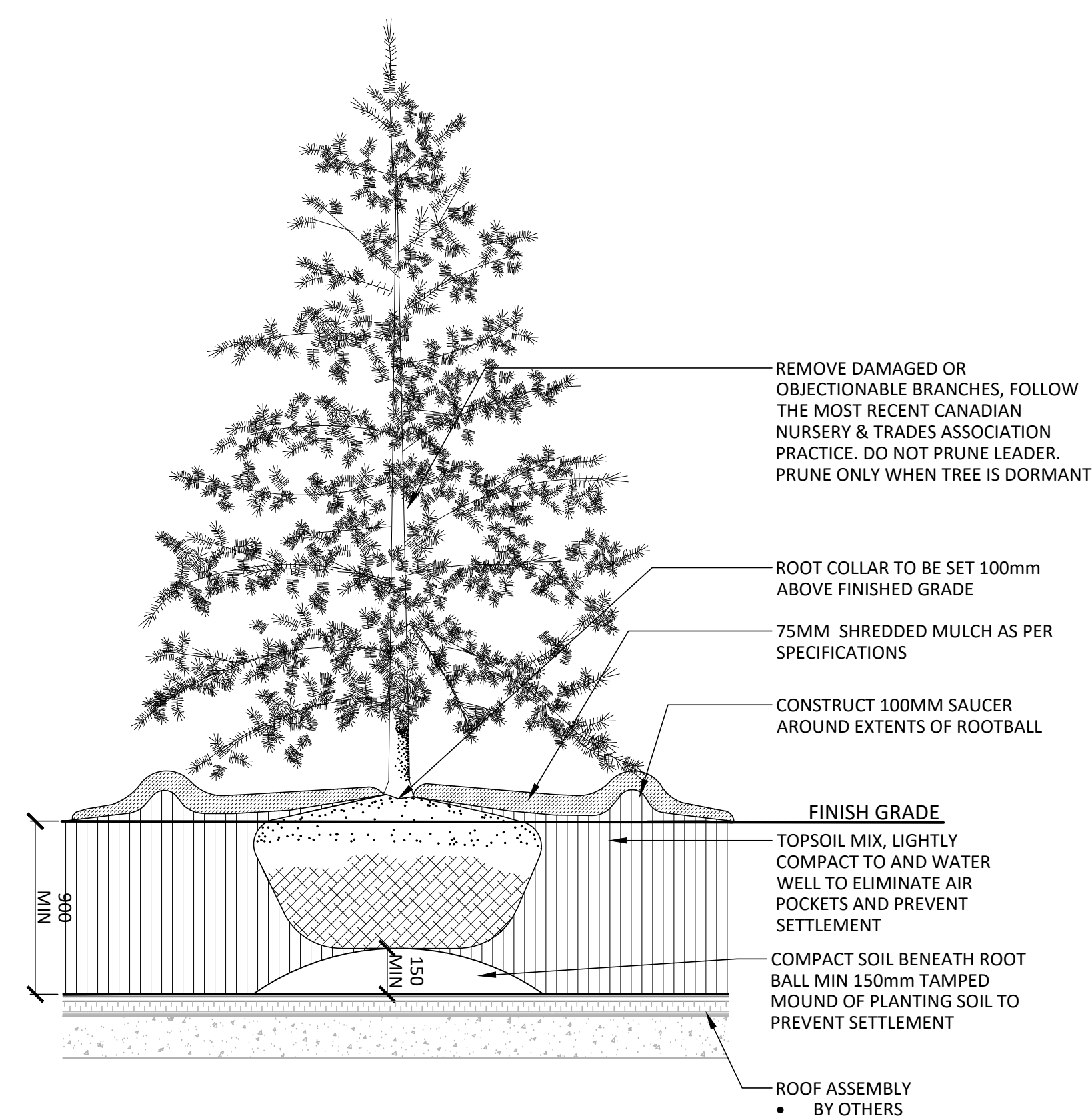


Diagram illustrating the installation of a tree, showing the root ball, mulch, and soil layers. The diagram includes the following callouts and instructions:

- REMOVE DAMAGED OR OBJECTIONABLE BRANCHES, FOLLOW THE MOST RECENT CANADIAN NURSERY & TRADES ASSOCIATION PRACTICE. DO NOT PRUNE LEADER.
- APPLY 450mm MINIMUM FLEXIBLE PLASTIC RODENT COLLAR
- ROOT COLLAR TO BE SET 100mm ABOVE FINISHED GRADE
- CONSTRUCT 100MM SAUCER AROUND EXTENTS OF ROOTBALL
- 75MM DEPTH SHREDDED MULCH
- FINISH GRADE
- TOPSOIL MIX, LIGHTLY COMPACT TO AND WATER WELL TO ELIMINATE AIR POCKETS AND PREVENT SETTLEMENT
- COMPACT SOIL BENEATH ROOT BALL MIN 150mm TAMPED MOUND OF PLANTING SOIL TO PREVENT SETTLEMENT
- 150mm MIN
- 900mm MIN
- ROOF ASSEMBLY
  - BY OTHERS

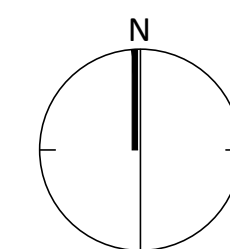


Contractor shall check all dimensions on the work and report any discrepancy to the Landscape Architect before proceeding. All drawings and specifications are the property of the Landscape Architect and must be returned at the completion of the work. This drawing is not to be used for construction until signed by the Landscape Architect.

### Key Plan

-		
-		
-		
-		
-		
2	Re-issued for ZBLA	May 23/25
1	Issued for ZBLA	Feb 17/25
<b>No.</b>	<b>Description</b>	<b>Date</b>

City Approval Stamp



**NAK**   
design strategies

1285 WELLINGTON STREET, OTTAWA, ON K1Y 3A8 CANADA  
T 613.237.2345 [NAKDESIGNSTRATEGIES.COM](http://NAKDESIGNSTRATEGIES.COM)

---

Project

1137, 1151 OGILVIE ROAD  
OTTAWA, ON

---

Title

## DETAILS

Date	2025-01-27
Scale	AS SHOWN
Drawn	JE
Checked	SC
Job No.	24-112

Sheet

L2.0