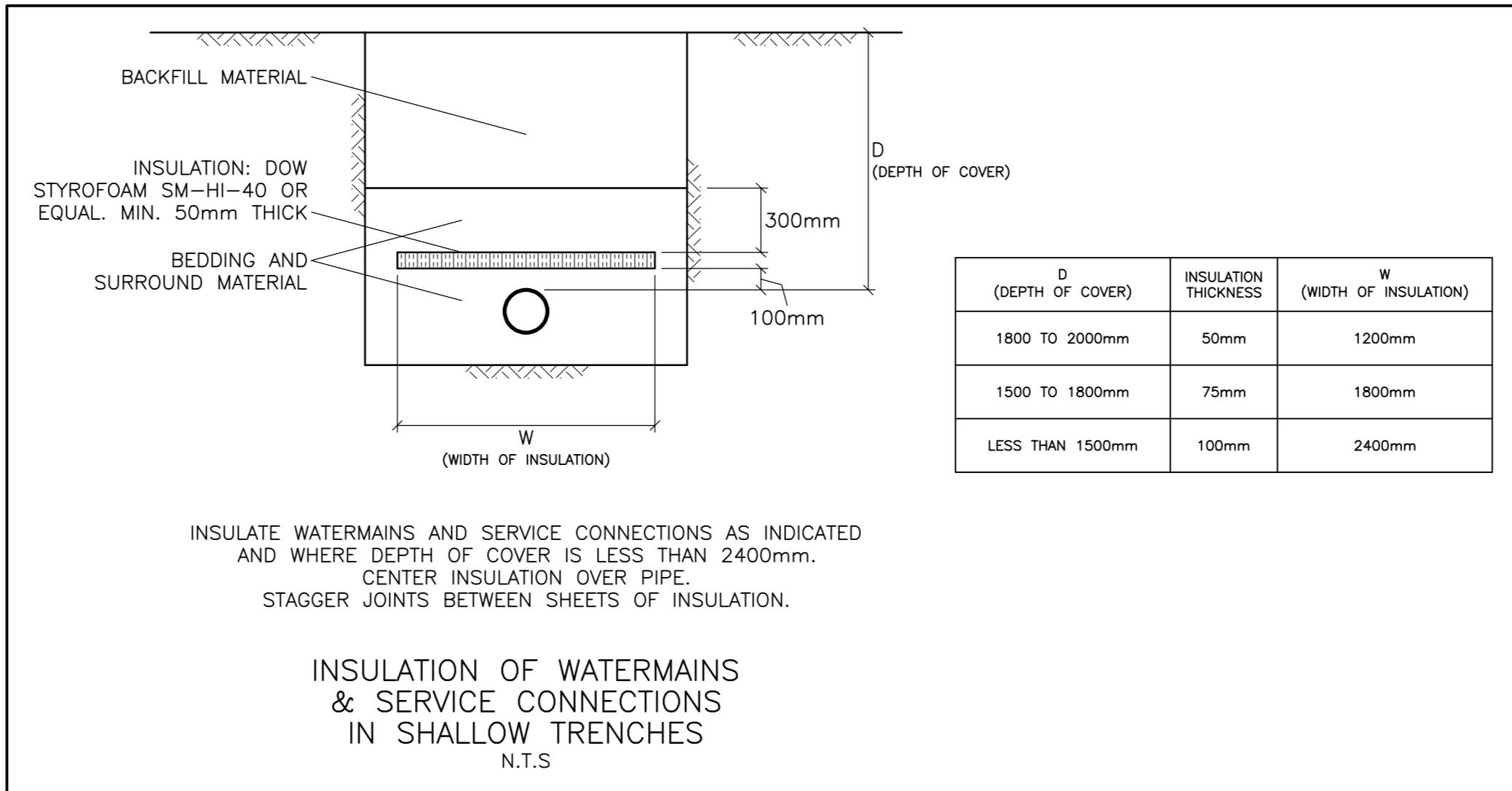
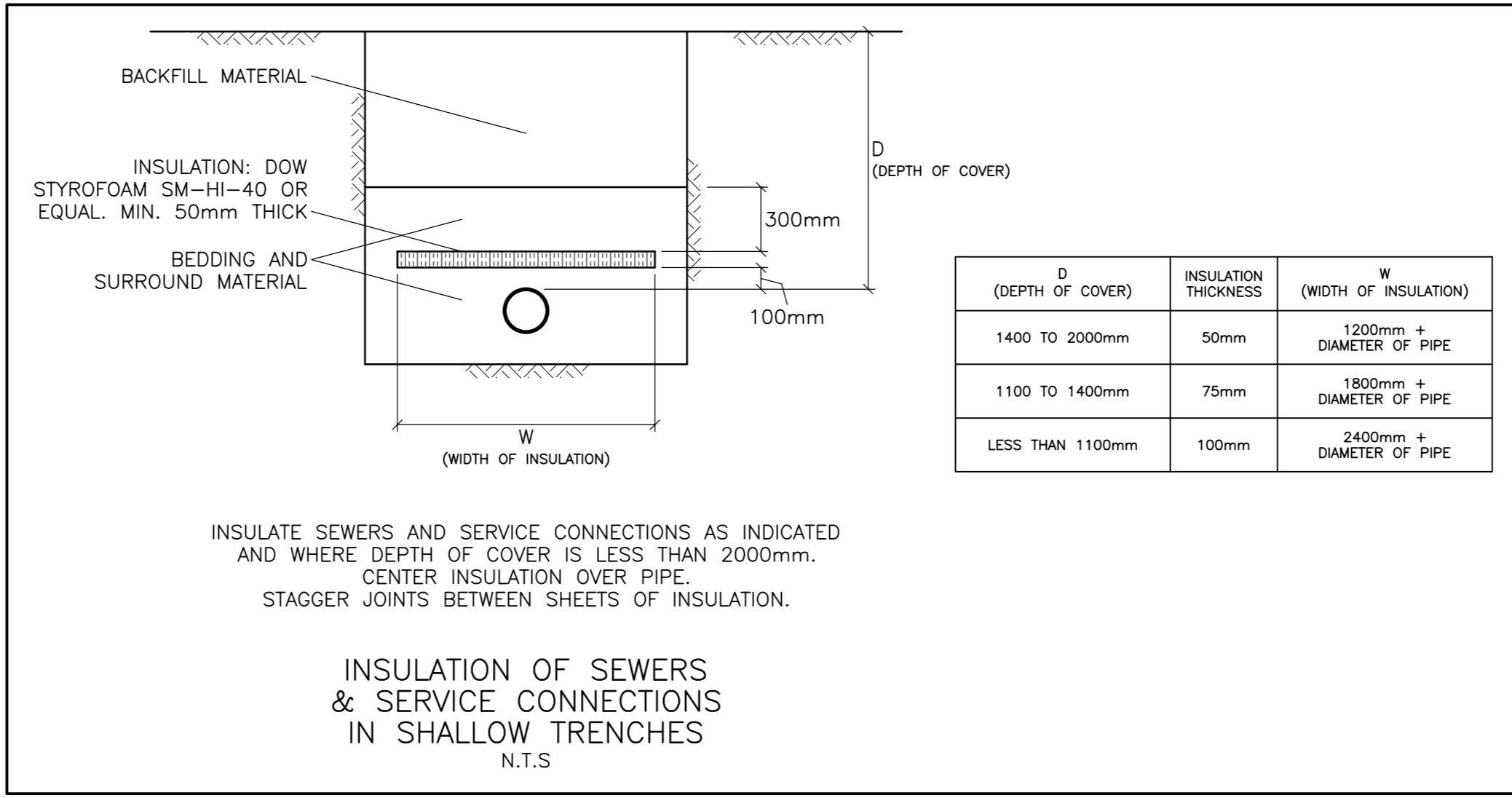
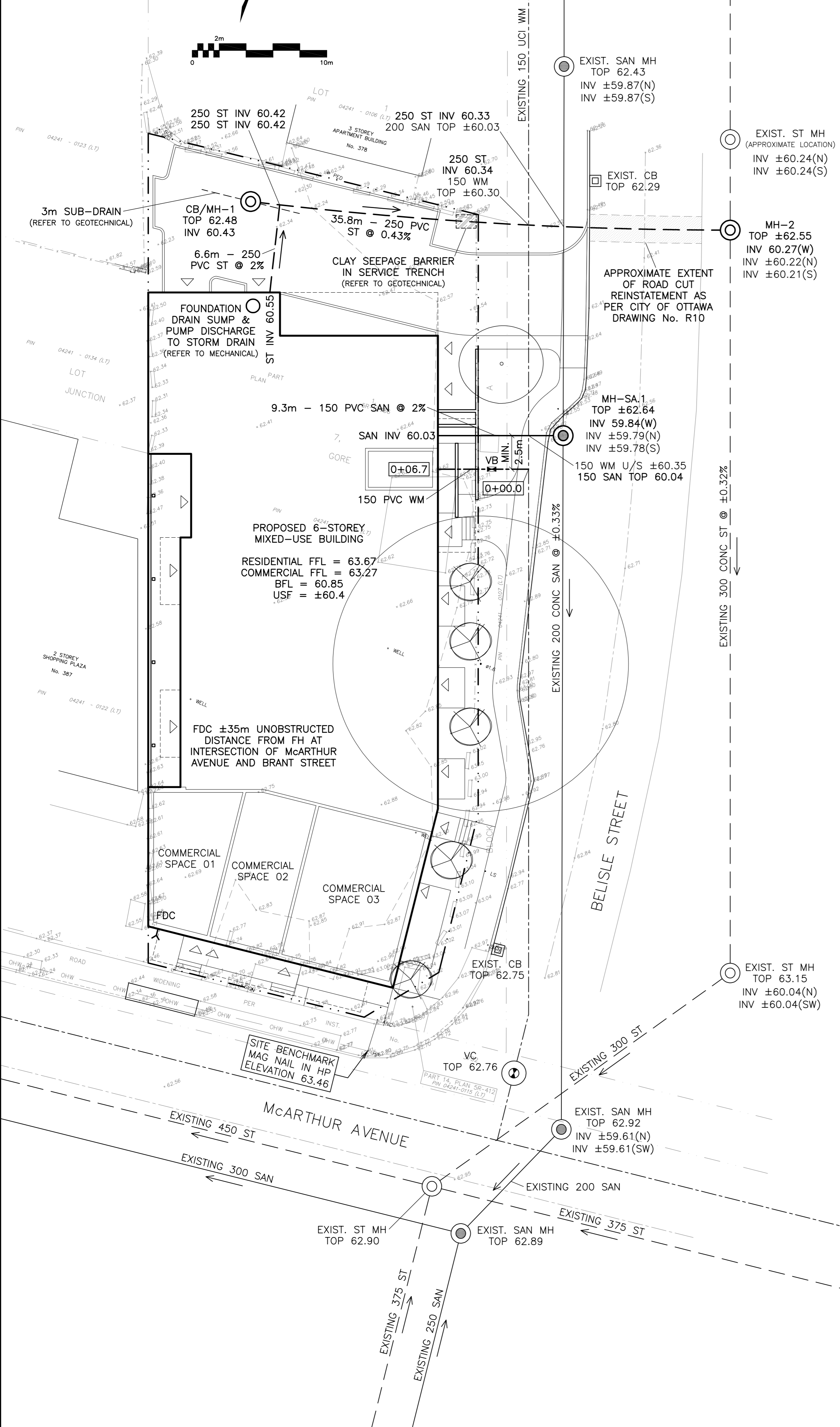


REFER TO NOTES  
ON DRAWING C-4

PRIOR TO COMMENCEMENT OF  
CONSTRUCTION EXPOSE EXISTING  
150 WM AT BOTH CROSSINGS.  
DETERMINE THE GEODETIC TOP  
AND BOTTOM ELEVATIONS.  
REPORT FINDINGS TO ENGINEER.



### CATCH-BASIN & MANHOLE SCHEDULE

REF	TOP	SIZE	TYPE	INVERT AT INLET	INVERT AT OUTLET	NOTES
STORM SEWER						
CB/MH-1	62.48	1200mm	PRE-CAST CONCRETE CATCH-BASIN/MANHOLE	-	60.43	TO OPSD 701.010 & CITY OF OTTAWA STANDARDS - FRAME & COVER TO CITY OF OTTAWA DRAWING No. S25 & S28.1 OR OPSD 401.010
MH-2	±62.55	1200mm	PRE-CAST CONCRETE MANHOLE	60.27(W) ±60.22(N)	±60.21(S)	TO OPSD 701.010 & CITY OF OTTAWA STANDARDS - FRAME & COVER TO CITY OF OTTAWA DRAWING No. S25 & S24.1 OR OPSD 401.010
SANITARY SEWER						
MH-SA.1	±62.64	1200mm	PRE-CAST CONCRETE MANHOLE	59.84(W) ±59.79(N)	±59.78(S)	TO OPSD 701.010 & CITY OF OTTAWA STANDARDS - FRAME & COVER TO CITY OF OTTAWA DRAWING No. S25 & S24 OR OPSD 401.010

### WATER SERVICE PROFILE TABLE

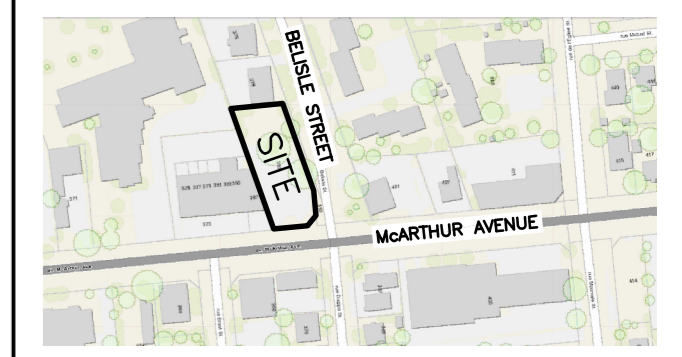
MATERIAL:  
150mm PVC PRESSURE CLASS 150 DR18

STATION	DESCRIPTION	GRADE ELEVATION	TOP OF PIPE	DEPTH OF COVER	NOTES
0+00.0	150mm x 150mm TEE CONNECTION IN 150mm MUNICIPAL WATERMAIN TO CITY OF OTTAWA STANDARDS	±62.83	±60.50	±2.33	-
0+02.7	150mm VALVE & VALVE BOX TO CITY OF OTTAWA STANDARDS	62.88	60.50	2.38	-
0+06.7	-	63.39	60.50	2.89	ENTRY INTO BUILDING

LEGEND

- FFL FINISHED FLOOR ELEVATION
- BFL BASEMENT FLOOR ELEVATION
- USF UNDERSIDE OF FOOTING
- PROPERTY LINE
- CB CATCH-BASIN
- MH STORM MANHOLE
- CB/MH CATCH-BASIN/MANHOLE
- MH SANITARY MANHOLE
- VC VALVE CHAMBER
- FDC FIRE DEPARTMENT CONNECTION
- VB VALVE & VALVE BOX
- SAN SANITARY SEWER
- ST STORM SEWER
- WS/WM WATER SERVICE/WATERMAIN
- SPL SPRINGLINE OF PIPE
- INV INVERT OF PIPE
- ±99.99 EXISTING GRADE ELEVATION
- 150mm BARRIER CURB

KEY PLAN




No.	DATE	REVISION
3	SEP 22-22	RE-ISSUED FOR APPROVAL
2	JUN 15-22	ISSUED FOR APPROVAL
1	APR 27-22	ISSUED FOR COORDINATION

**D. B. GRAY ENGINEERING INC.**  
Stormwater Management - Grading & Drainage - Storm & Sanitary Sewers - Watermain  
700 Long Point Circle 613-425-8044  
Ottawa, Ontario d.gray@dbgrayengineering.com

Project  
**PROPOSED 6-STORY MIXED-USE BUILDING**  
393 McARTHUR AVENUE  
OTTAWA, ONTARIO

Drawing Title  
**SITE SERVICING PLAN**



Drawn D.B.G.  
H. Scale 1:200  
V. Scale  
Date APR 27-22  
Job No. 21111

Drawing No.  
**C-1**  
of 4