










IT IS THE RESPONSIBILITY OF THE APPROPRIATE CONTRACTOR TO CHECK AND VERIFY ALL DIMENSIONS ON SITE AND TO REPORT ALL ERRORS AND/OR OMISSIONS TO THE ARCHITECT.  
 ALL CONTRACTORS MUST COMPLY WITH ALL PERTINENT CODES AND BY-LAWS.  
 THIS DRAWING MAY NOT BE USED FOR CONSTRUCTION UNTIL SIGNED BY THE ARCHITECT.  
 DO NOT SCALE DRAWINGS.  
 COPYRIGHT RESERVED.


**NOTATION SYMBOLS:**

	INDICATES DRAWING NOTES, LISTED ON EACH SHEET.
	INDICATES ASSEMBLY TYPE; REFER TO TYPICAL ASSEMBLIES SCHEDULE.
	INDICATES WINDOW TYPE; REFER TO WINDOW ELEVATIONS AND DETAILS ON A100 SERIES.
	INDICATES DOOR TYPE; REFER TO DOOR SCHEDULE AND DETAILS ON A100 SERIES.
	TITLE
	SCALE
	DETAIL REFERENCE PAGE
	DETAIL CROSS REFERENCE PAGE

REVISIONS:

No.	DESCRIPTION	DATE
3	REVISED AS PER ROUND 1 ZA COMMENTS	Sep. 29, 22
2	ISSUED FOR ZONING AMENDMENT APPLICATION	Mar. 16, 22
1	ISSUED FOR OWNER / CONSULTANT REVIEW	Mar. 10, 22

ARCHITECT SEAL:  ARCHITECTS  
 RODERICK LAHEY  
 LICENSE # 4375  
 SEAL DATE: STAMP DATE

NORTH ARROW: 

CLIENT:   
 Theberge Developments Ltd.


ARCHITECT:  
**RODERICK LAHEY**  
 ARCHITECT INC  
 56 Beech Street, Ottawa, Ontario K1S 3J6  
 1.613.724.9932 1.613.724.1209 www.rodericklahey.ca

PROJECT TITLE:  
**780 Baseline Road**  
 OTTAWA ONTARIO

SHEET TITLE:  
**FLOOR PLANS**


DRAWN: RLA	CHECKED: RLA
SCALE: 1:500	SHEET No. <b>A100</b>
PROJECT No. 2131	

Plan No.: # \_\_\_\_\_



**01 P2 LEVEL**  
- FLOOR PLAN

SCALE: 1:500



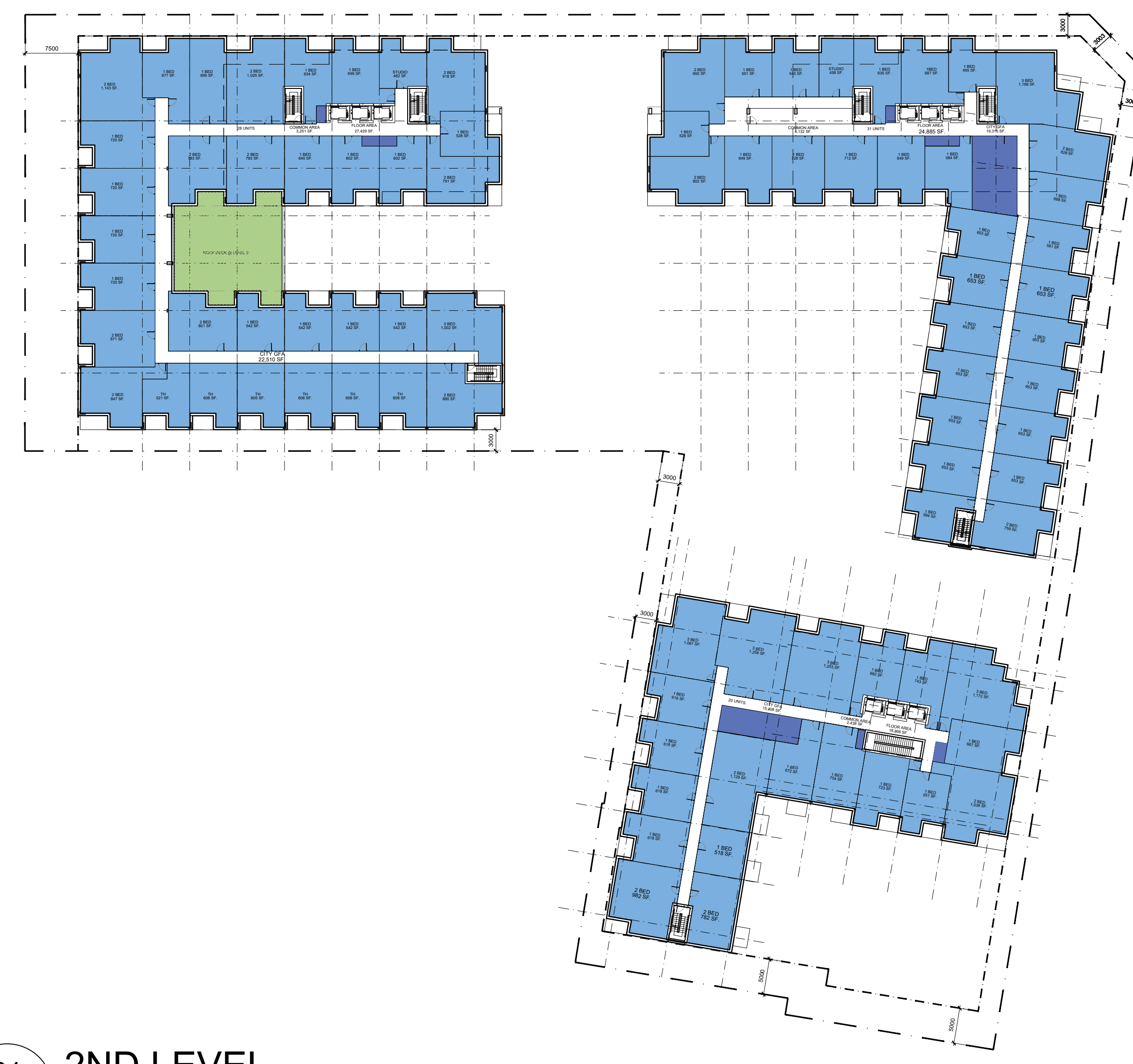
**02 P1 LEVEL**  
- FLOOR PLAN

SCALE: 1:500








**03 GROUND LEVEL**  
- FLOOR PLAN

SCALE: 1:500



**04 2ND LEVEL**  
- FLOOR PLAN

SCALE: 1:500

- RETAIL 
- AMENITY 
- PAVED ROOF DECK 
- SERVICE 
- RESIDENTIAL UNIT 


PEN STYLE: RLA.gdb PAPER SIZE: ISO A4 (210.00 X 297.00 MM) PLOT SCALE: 1:1285 F:\2021\2131 - Baseline & Fisher\01 Design Development\02 Concept Design\01 CAD\2131 - 780 Baseline Plan 2022.09.29.dwg D07-12-

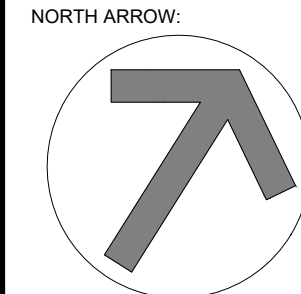
IT IS THE RESPONSIBILITY OF THE APPROPRIATE CONTRACTOR TO CHECK AND VERIFY ALL DIMENSIONS ON SITE AND TO REPORT ALL ERRORS AND/OR OMISSIONS TO THE ARCHITECT.  
 ALL CONTRACTORS MUST COMPLY WITH ALL PERTINENT CODES AND BY-LAWS.  
 THIS DRAWING MAY NOT BE USED FOR CONSTRUCTION UNTIL SIGNED BY THE ARCHITECT.  
 DO NOT SCALE DRAWINGS.  
 COPYRIGHT RESERVED.

**NOTATION SYMBOLS:**

(0)	INDICATES DRAWING NOTES, LISTED ON EACH SHEET.
(00)	INDICATES ASSEMBLY TYPE; REFER TO TYPICAL ASSEMBLIES SCHEDULE.
(000)	INDICATES WINDOW TYPE; REFER TO WINDOW ELEVATIONS AND DETAILS ON A900 SERIES.
(0000)	INDICATES DOOR TYPE; REFER TO DOOR SCHEDULE AND DETAILS ON A900 SERIES.
(00000)	DETAIL NUMBER
(000000)	TITLE
(0000000)	SCALE
(00000000)	DETAIL REFERENCE PAGE
(000000000)	DETAIL CROSS REFERENCE PAGE

8		
7		
6		
5		
4		
3	REVISED AS PER ROUND 1 ZA COMMENTS	Sep. 29, 22
2	ISSUED FOR ZONING AMENDMENT APPLICATION	Mar. 16, 22
1	ISSUED FOR OWNER / CONSULTANT REVIEW	Mar. 10, 22
No.	DESCRIPTION	DATE

ARCHITECT SEAL:  
  
 SEAL DATE: STAMP DATE

NORTH ARROW:  


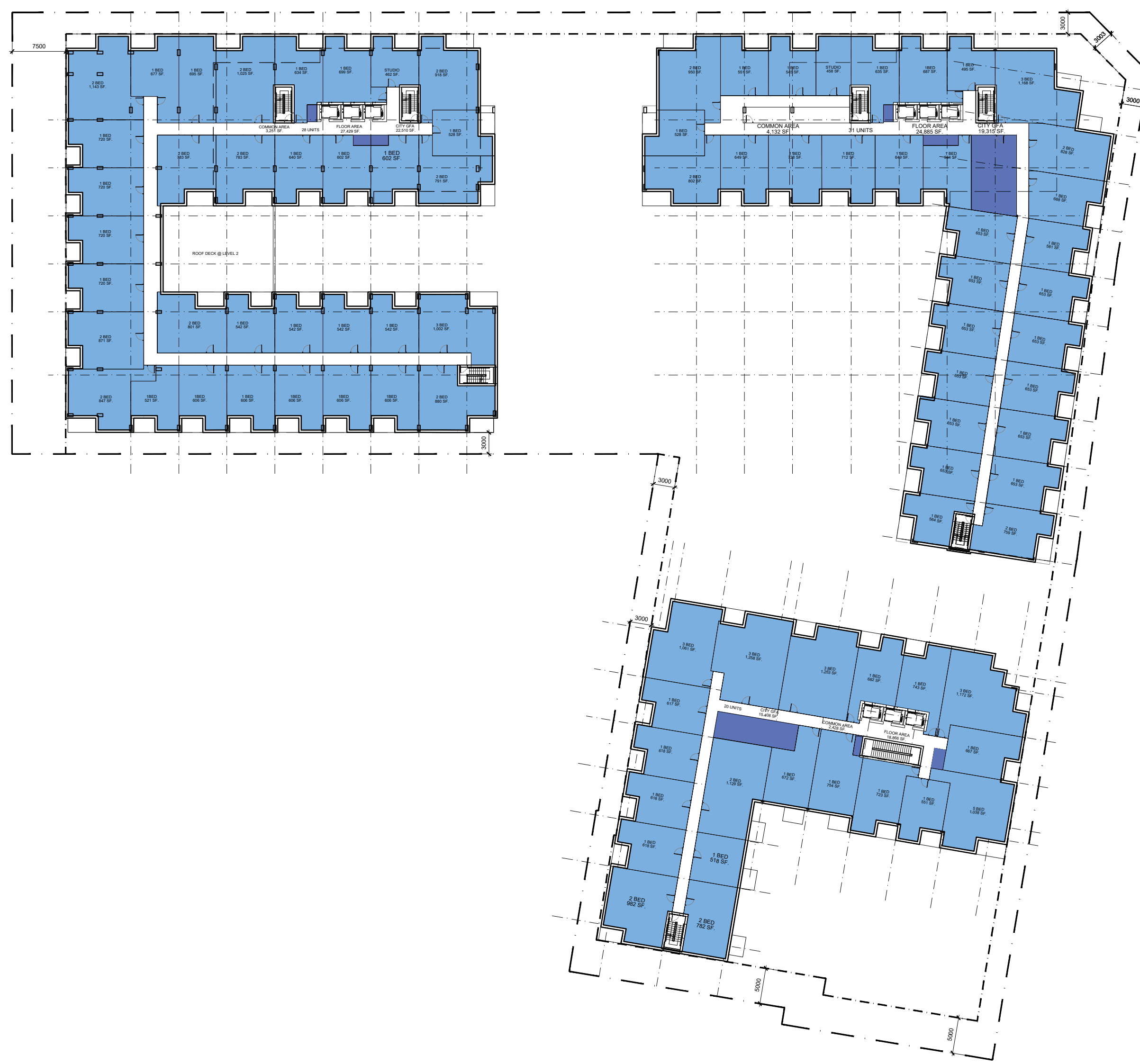
CLIENT:  
  
 Theberge Developments Ltd.

ARCHITECT:  
**RODERICK LAHEY**  
 ARCHITECT INC  
 56 Beech Street, Ottawa, Ontario K1S 3J6  
 1.613.724.9932 1.613.724.1209 www.rodericklahey.ca

PROJECT TITLE:  
**780 Baseline Road**  
 OTTAWA ONTARIO

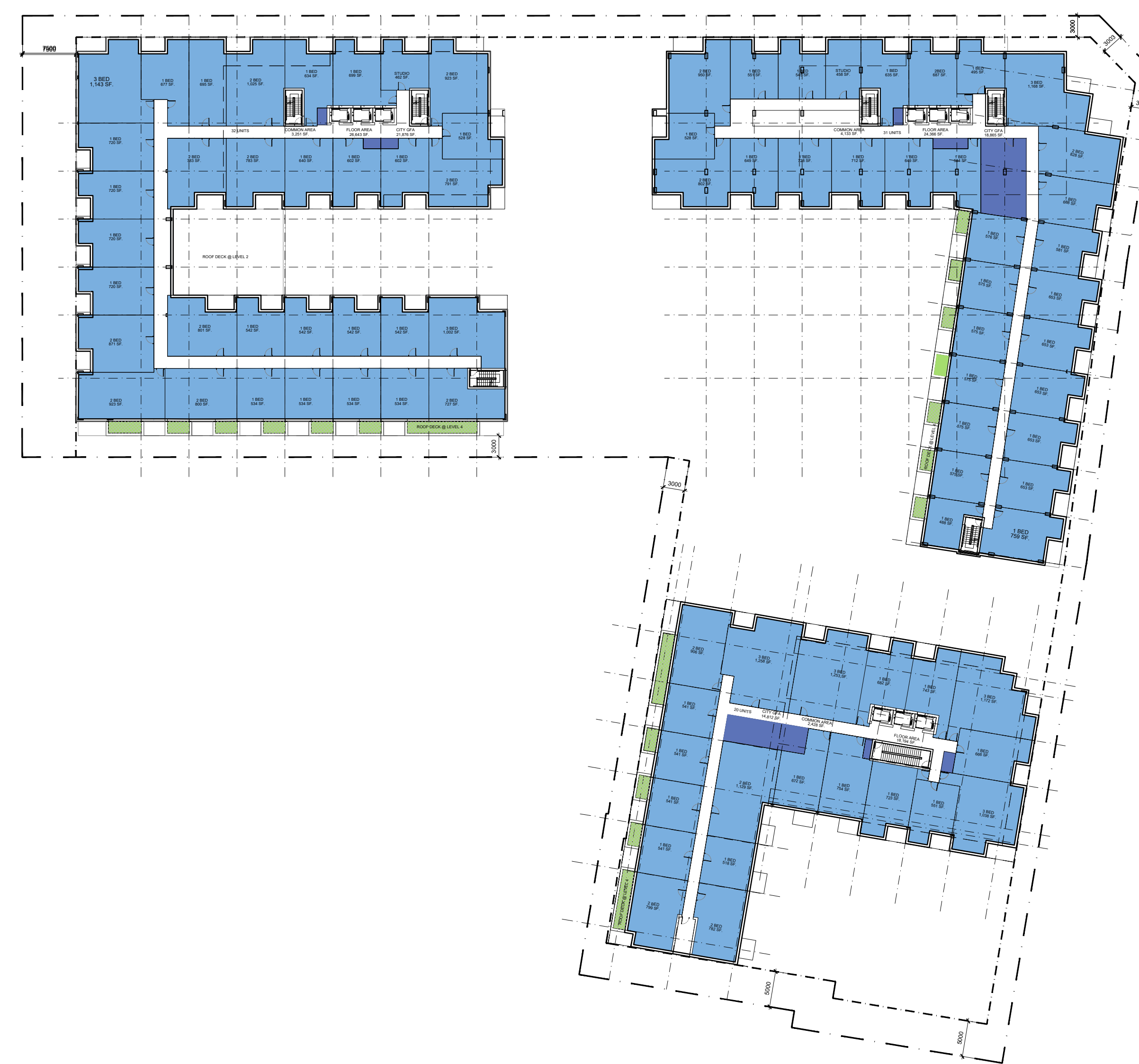
SHEET TITLE:  
**FLOOR PLANS**

DRAWN: RLA	CHECKED: RLA
SCALE: 1:500	SHEET No. <b>A101</b>
PROJECT No. 2131	



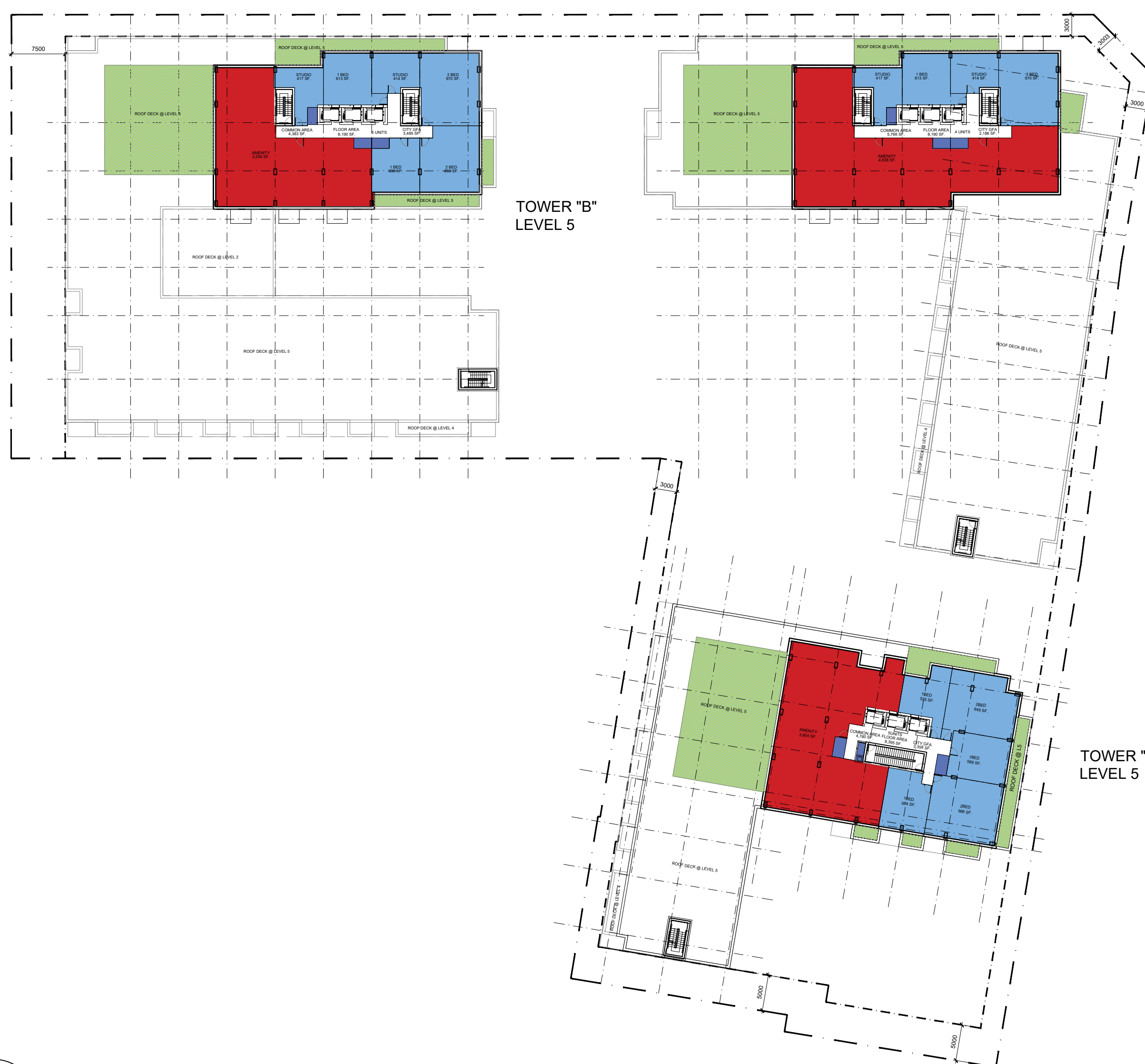
01 3RD LEVEL FLOOR PLAN

SCALE: 1:500



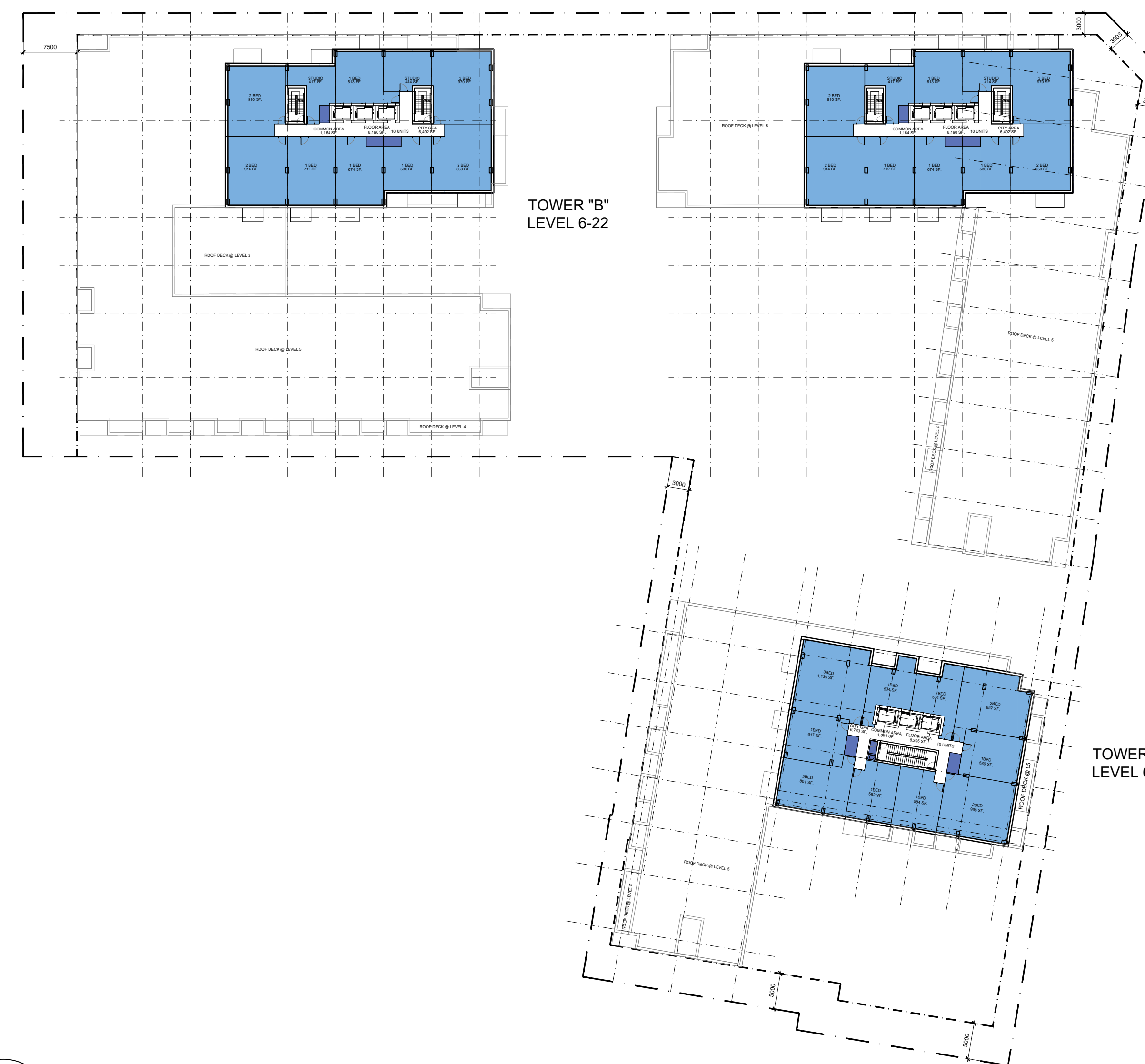
02 4TH LEVEL FLOOR PLAN

SCALE: 1:500



03 5TH LEVEL FLOOR PLAN

SCALE: 1:500



04 6TH-22DN LEVEL FLOOR PLAN

SCALE: 1:500

AMENITY (Red)  
 PAVED ROOF DECK (Green)  
 SERVICE (Blue)  
 RESIDENTIAL UNIT (Light Blue)

IT IS THE RESPONSIBILITY OF THE APPROPRIATE CONTRACTOR TO CHECK AND VERIFY ALL DIMENSIONS ON SITE AND TO REPORT ALL ERRORS AND/OR OMISSIONS TO THE ARCHITECT.  
 ALL CONTRACTORS MUST COMPLY WITH ALL PERTINENT CODES AND BY-LAWS.  
 THIS DRAWING MAY NOT BE USED FOR CONSTRUCTION UNTIL SIGNED BY THE ARCHITECT.  
 DO NOT SCALE DRAWINGS.  
 COPYRIGHT RESERVED.



**NOTATION SYMBOLS:**

(01)	INDICATES DRAWING NOTES, LISTED ON EACH SHEET.
(02)	INDICATES ASSEMBLY TYPE; REFER TO TYPICAL ASSEMBLIES SCHEDULE.
(03)	INDICATES WINDOW TYPE; REFER TO WINDOW ELEVATIONS AND DETAILS ON A900 SERIES.
(000)	INDICATES DOOR TYPE; REFER TO DOOR SCHEDULE AND DETAILS ON A900 SERIES.
(00)	DETAIL NUMBER
(00)	TITLE
(00)	SCALE
(00)	DETAIL REFERENCE PAGE
(00)	DETAIL CROSS REFERENCE PAGE

No.	DESCRIPTION	DATE
1	ISSUED FOR ZONING AMENDMENT APPLICATION	Mar. 16, 22
2	ISSUED FOR OWNER / CONSULTANT REVIEW	Mar. 10, 22
3	REVISED AS PER ROUND 1 ZA COMMENTS	Sep. 29, 22

REVISIONS:

No.	DESCRIPTION	DATE
1	ISSUED FOR OWNER / CONSULTANT REVIEW	Mar. 10, 22
2	ISSUED FOR ZONING AMENDMENT APPLICATION	Mar. 16, 22
3	REVISED AS PER ROUND 1 ZA COMMENTS	Sep. 29, 22

ARCHITECT SEAL:  NORTH ARROW: 

CLIENT:   
 Theberge Developments Ltd.

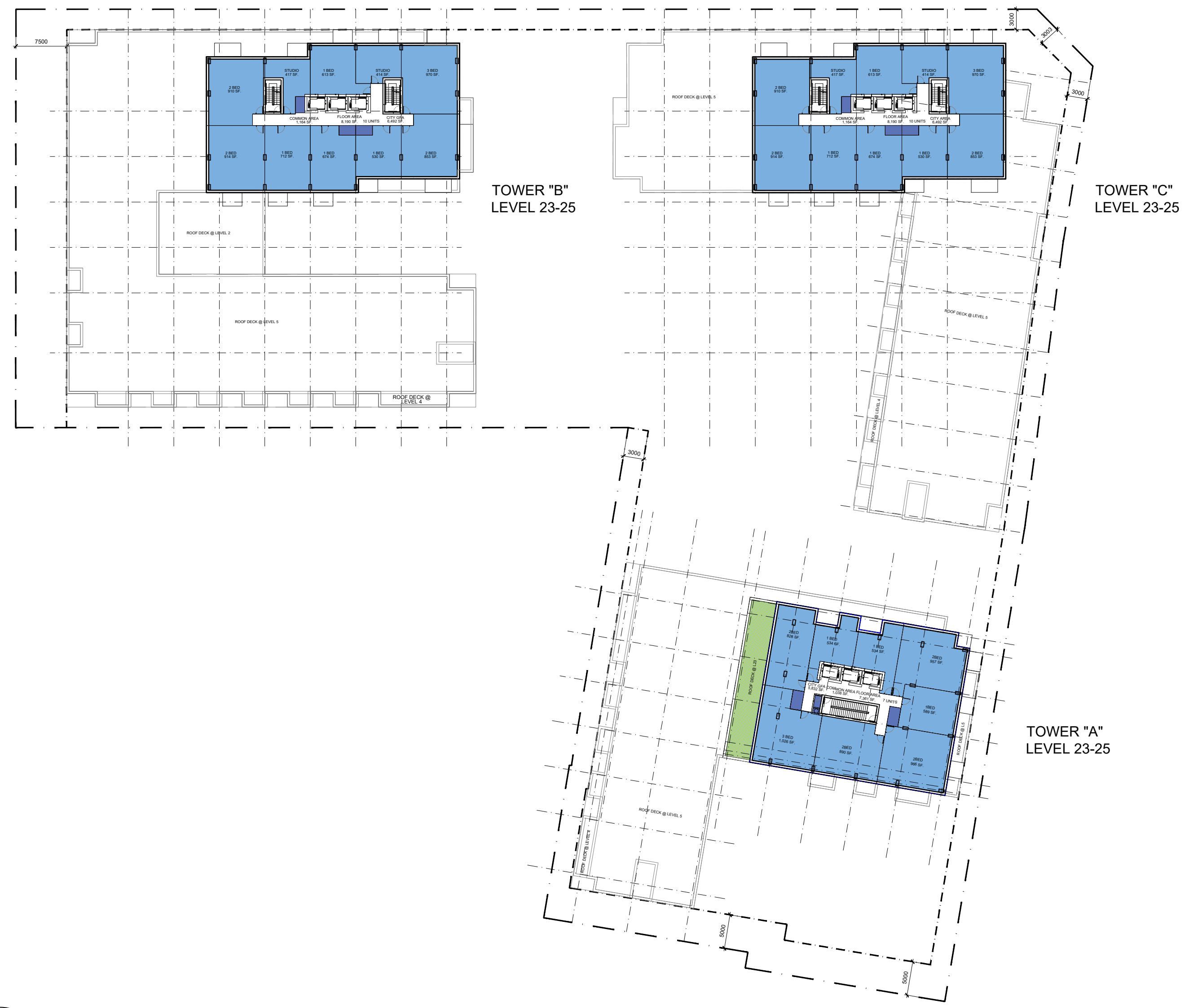
ARCHITECT:  
**RODERICK LAHEY**  
 ARCHITECT INC  
 56 Beech Street, Ottawa, Ontario K1S 3J6  
 1.613.724.9932 1.613.724.1209 www.rodericklahey.ca

PROJECT TITLE:  
**780 Baseline Road**  
 OTTAWA ONTARIO

SHEET TITLE:  
**FLOOR PLANS**

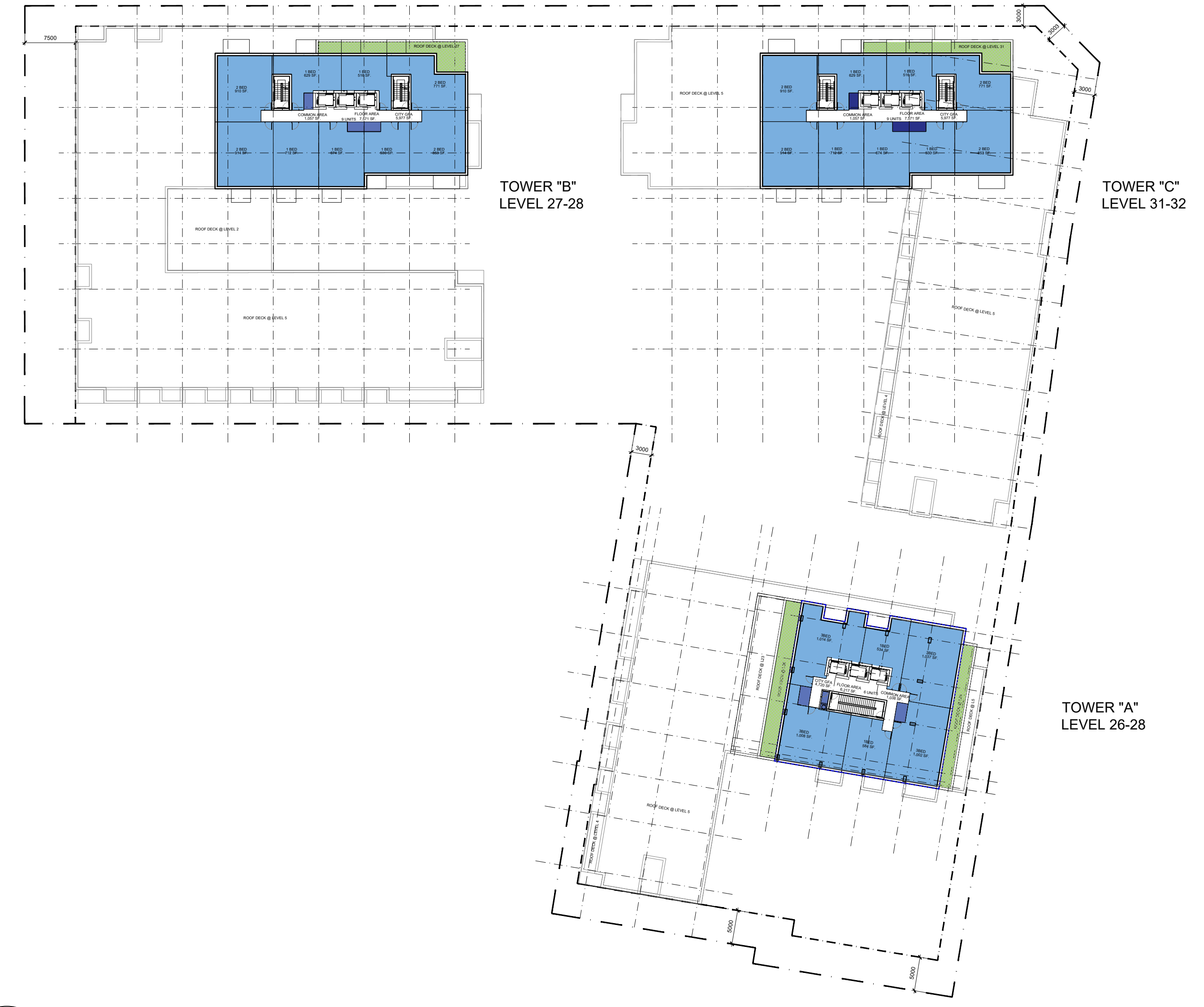
DRAWN: RLA	CHECKED: RLA
SCALE: 1:500	SHEET No. A102
PROJECT No. 2131	

- AMENITY ■
- PAVED ROOF DECK ■
- SERVICE ■
- RESIDENTIAL UNIT ■



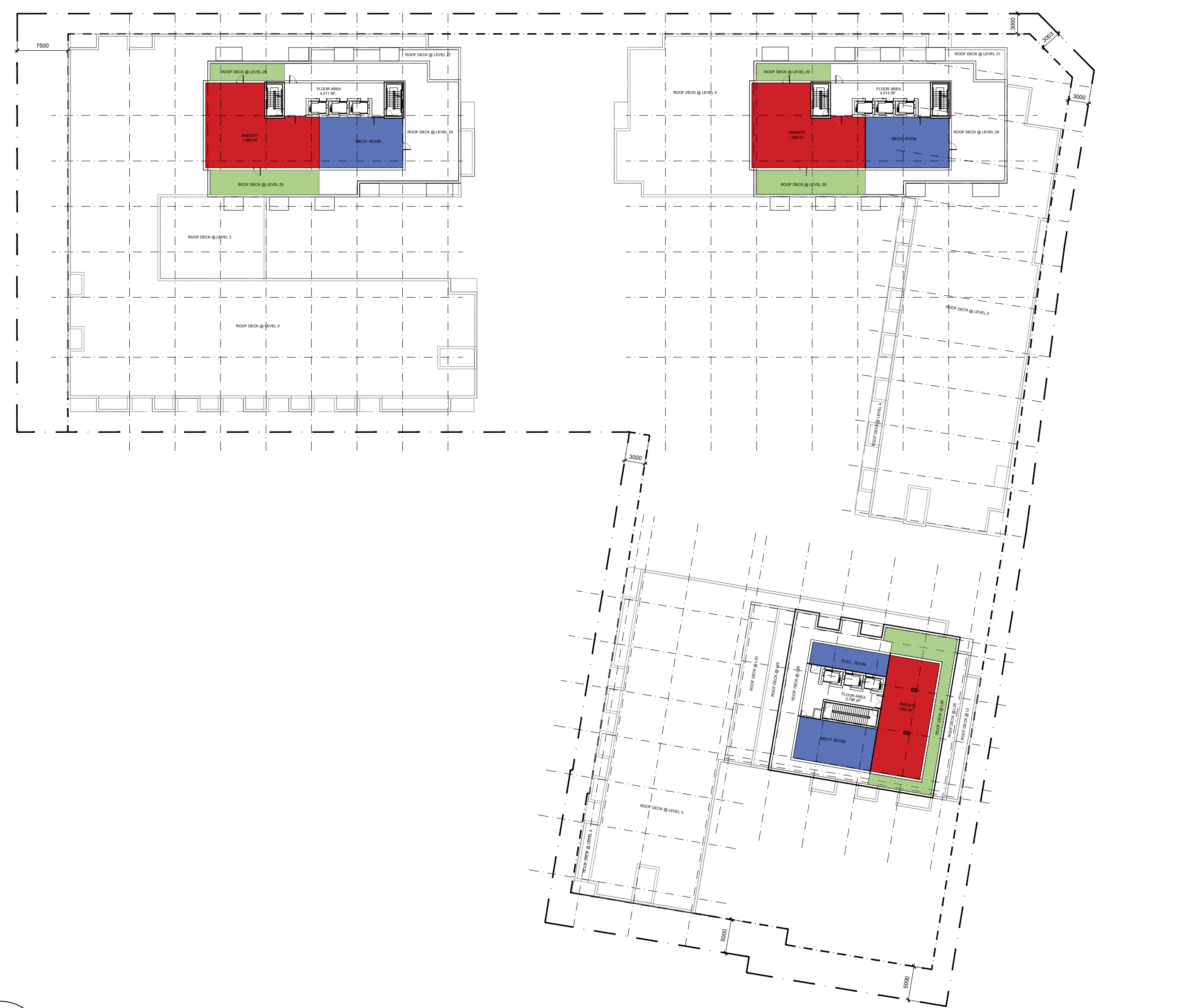
01 23RD-25TH LEVEL  
 - FLOOR PLAN

SCALE: 1:500



02 TOWER TOP LEVEL  
 - FLOOR PLAN



SCALE: 1:500



03 MECH. ROOF LEVEL  
 - FLOOR PLAN

SCALE: 1:500

PEN STYLE: RLA.gdb PAPER SIZE: ISO A4 (210.00 X 297.00 MM) PLOT SCALE: 1:1285 F:\2021\2131 - Baseline & Fisher\01 Design Development\02 Concept Design\01 CAD\2131 - 780 Baseline Plan 2022.09.29.dwg




01 SOUTH ELEVATION  
- BUILDING A

1:400


02 NORTH ELEVATION  
- BUILDING A

1:400



03 EAST ELEVATION  
- BUILDING A

1:400



04 WEST ELEVATION  
- BUILDING A

1:400



IT IS THE RESPONSIBILITY OF THE APPROPRIATE CONTRACTOR TO CHECK AND VERIFY ALL DIMENSIONS ON SITE AND TO REPORT ALL ERRORS AND/OR OMISSIONS TO THE ARCHITECT.  
ALL CONTRACTORS MUST COMPLY WITH ALL PERTINENT CODES AND BY-LAWS.  
THIS DRAWING MAY NOT BE USED FOR CONSTRUCTION UNTIL SIGNED BY THE ARCHITECT.  
DO NOT SCALE DRAWINGS.  
COPYRIGHT RESERVED.

NOTATION SYMBOLS:

- (00) INDICATES DRAWING NOTES, LISTED ON EACH SHEET.
- (00) INDICATES ASSEMBLY TYPE; REFER TO TYPICAL ASSEMBLIES SCHEDULE.
- (00) INDICATES WINDOW TYPE; REFER TO WINDOW ELEVATIONS AND DETAILS ON A500 SERIES.
- (000) INDICATES DOOR TYPE; REFER TO DOOR SCHEDULE AND DETAILS ON A500 SERIES.
- (00) DETAIL NUMBER
- (00) TITLE SCALE
- (00) DETAIL REFERENCE PAGE
- (00) DETAIL CROSS REFERENCE PAGE

No.	DESCRIPTION	DATE
3	REVISED AS PER ROUND 1 ZA COMMENTS	Sep. 29, 22
2	ISSUED FOR ZONING AMENDMENT APPLICATION	Mar. 16, 22
1	ISSUED FOR OWNER / CONSULTANT REVIEW	Mar. 10, 22

REVISIONS:

 ARCHITECT SEAL: RODERICK LAHEY LICENSE # 4375 SEAL DATE: STAMP DATE	NORTH ARROW: 
---	---

CLIENT:



Theberge Developments Ltd.

ARCHITECT:



RODERICK LAHEY  
ARCHITECT INC  
56 Beech Street, Ottawa, Ontario K1S 3J6  
1.613.724.9932 1.613.724.1209 www.rodericklahey.ca

PROJECT TITLE:

780 Baseline Road

OTTAWA ONTARIO

SHEET TITLE:

BUILDING A  
ELEVATIONS

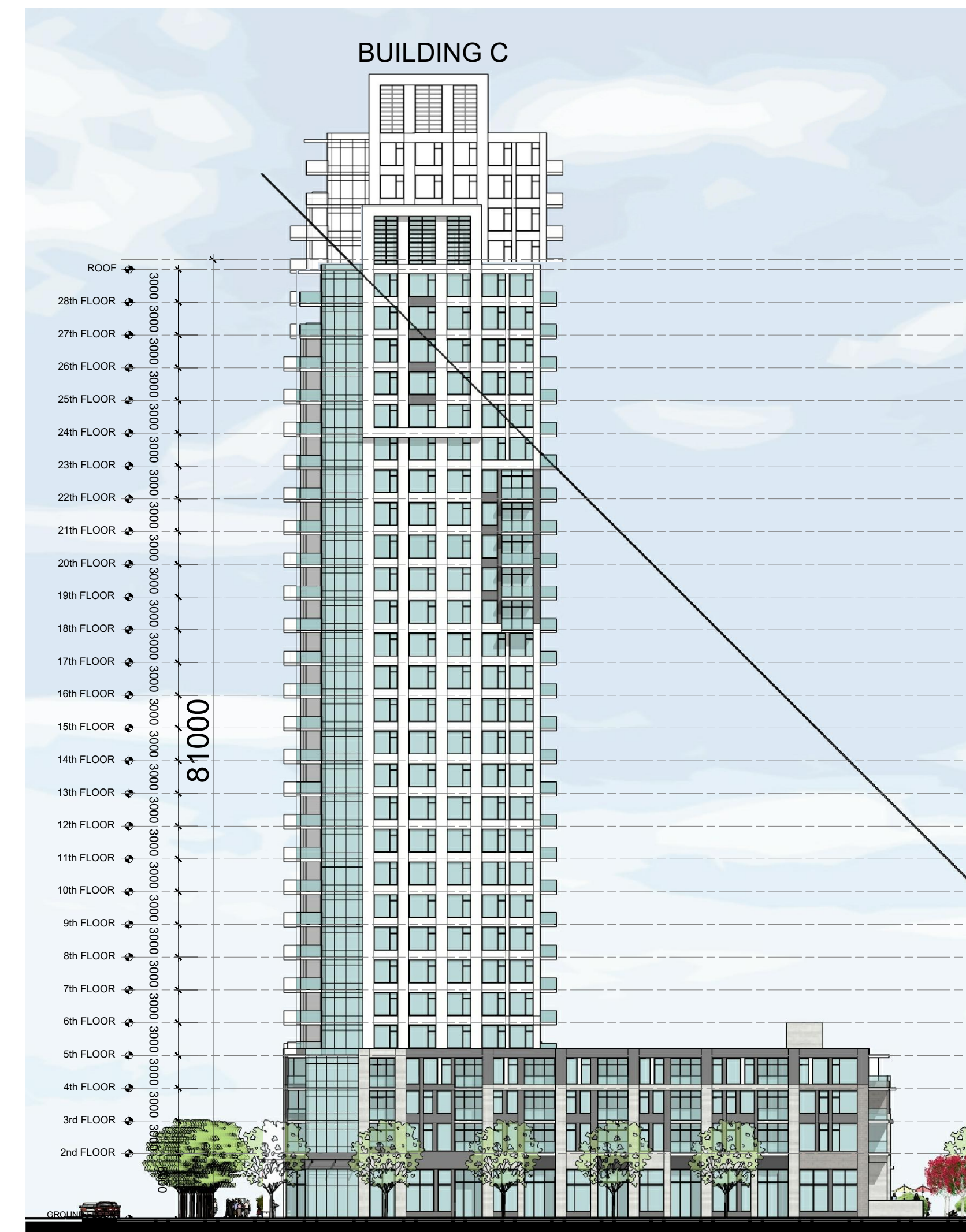
DRAWN: RLA	CHECKED: RLA
SCALE: AS SHOWN	SHEET No. A200
PROJECT No. 2131	

Plan No.: #



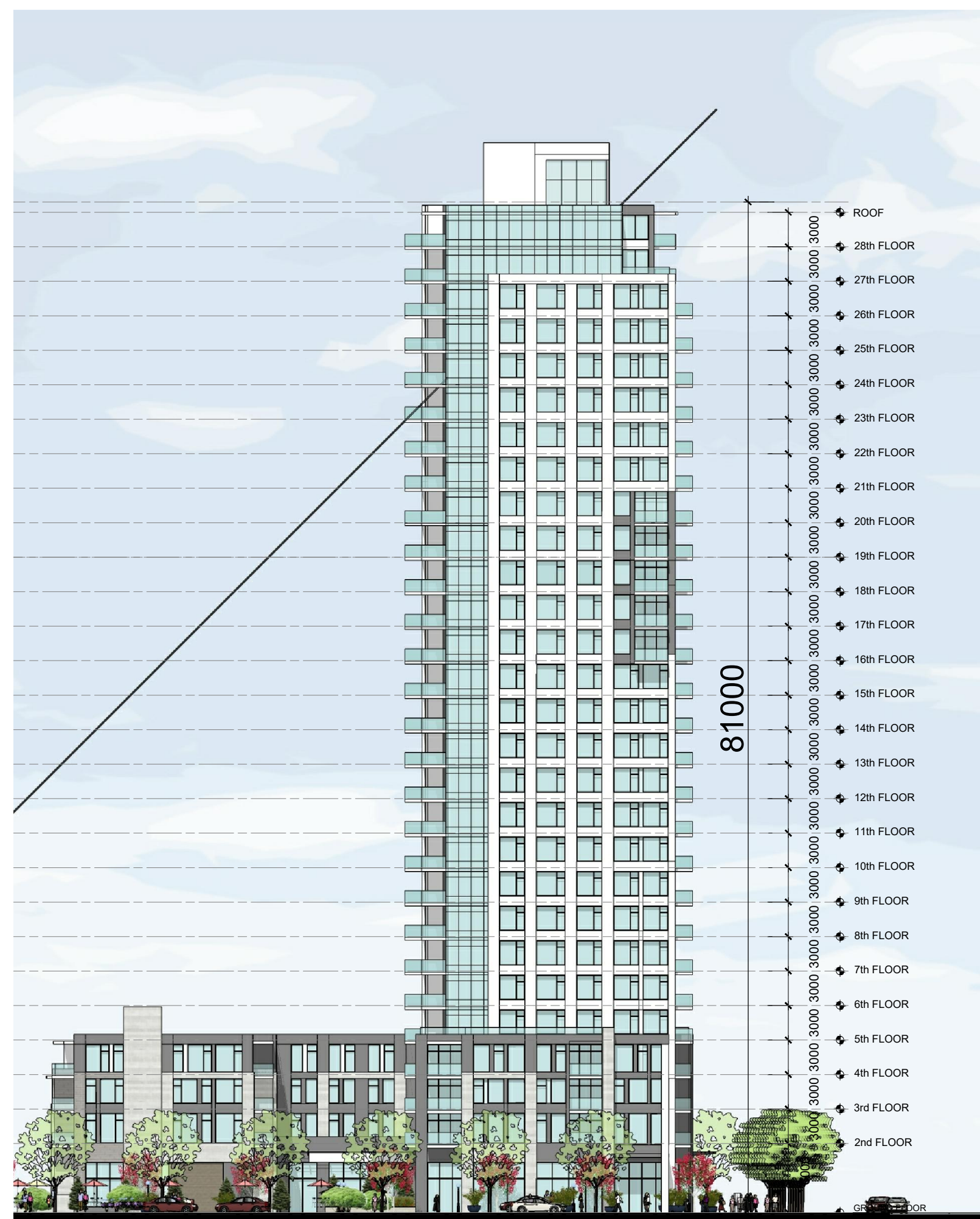
01 SOUTH ELEVATION  
- BUILDING B C

1:400



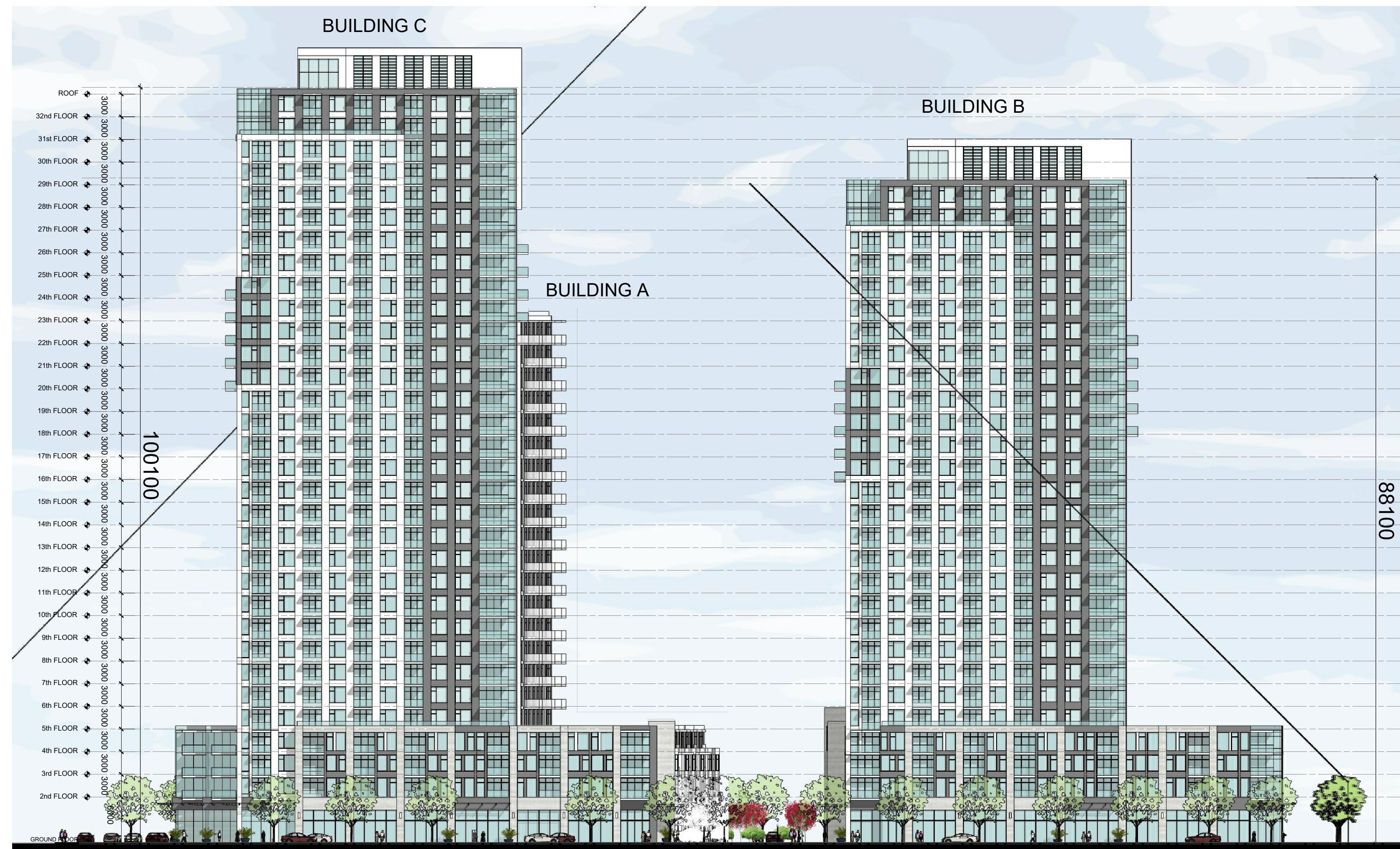
02 WEST ELEVATION  
- BUILDING B

1:400



03 EAST ELEVATION  
- BUILDING B

1:400



04 NORTH ELEVATION  
- BUILDING B C

1:400

IT IS THE RESPONSIBILITY OF THE APPROPRIATE CONTRACTOR TO CHECK AND VERIFY ALL DIMENSIONS ON SITE AND TO REPORT ALL ERRORS AND/OR OMISSIONS TO THE ARCHITECT.  
ALL CONTRACTORS MUST COMPLY WITH ALL PERTINENT CODES AND BY-LAWS.  
THIS DRAWING MAY NOT BE USED FOR CONSTRUCTION UNTIL SIGNED BY THE ARCHITECT.  
DO NOT SCALE DRAWINGS.  
COPYRIGHT RESERVED.

NOTATION SYMBOLS:

- (01) INDICATES DRAWING NOTES, LISTED ON EACH SHEET.
- (02) INDICATES ASSEMBLY TYPE; REFER TO TYPICAL ASSEMBLIES SCHEDULE.
- (03) INDICATES WINDOW TYPE; REFER TO WINDOW ELEVATIONS AND DETAILS ON A500 SERIES.
- (04) INDICATES DOOR TYPE; REFER TO DOOR SCHEDULE AND DETAILS ON A500 SERIES.
- (05) TITLE SCALE
- (06) DETAIL REFERENCE PAGE
- (07) DETAIL CROSS REFERENCE PAGE

No.	DESCRIPTION	DATE
1	ISSUED FOR ZONING AMENDMENT APPLICATION	Mar. 16, 22
2	ISSUED FOR OWNER / CONSULTANT REVIEW	Mar. 10, 22
3	REVISED AS PER ROUND 1 ZA COMMENTS	Sep. 29, 22

ARCHITECT SEAL:  
  
 SEAL DATE: STAMP DATE

NORTH ARROW:

CLIENT:  
  
 Theberge Developments Ltd.

ARCHITECT:  
**RODERICK LAHEY**  
 ARCHITECT INC  
 56 Beech Street, Ottawa, Ontario K1S 3J6  
 1.613.724.9932 1.613.724.1209 www.rodericklahey.ca


PROJECT TITLE:  
**780 Baseline Road**

OTTAWA ONTARIO

SHEET TITLE:  
**BUILDING B C ELEVATIONS**


DRAWN: RLA	CHECKED: RLA
SCALE: 1:400	SHEET No. <b>A201</b>
PROJECT No. 2131	

Plan No.: #



01 EAST ELEVATION  
- BUILDING C

1: 400



02 WEST ELEVATION  
- BUILDING C

1: 400



03 STREET ELEVATIONS FROM BASELINE ROAD  
- BUILDING B & C

1: 200



04 STREET ELEVATIONS FROM FISHER AVENUE  
- BUILDING A & C

1: 200

IT IS THE RESPONSIBILITY OF THE APPROPRIATE CONTRACTOR TO CHECK AND VERIFY ALL DIMENSIONS ON SITE AND TO REPORT ALL ERRORS AND/OR OMISSIONS TO THE ARCHITECT.  
ALL CONTRACTORS MUST COMPLY WITH ALL PERTINENT CODES AND BY-LAWS.  
THIS DRAWING MAY NOT BE USED FOR CONSTRUCTION UNTIL SIGNED BY THE ARCHITECT.  
DO NOT SCALE DRAWINGS.  
COPYRIGHT RESERVED.

NOTATION SYMBOLS:

- (01) INDICATES DRAWING NOTES, LISTED ON EACH SHEET.
- (02) INDICATES ASSEMBLY TYPE; REFER TO TYPICAL ASSEMBLIES SCHEDULE.
- (03) INDICATES WINDOW TYPE; REFER TO WINDOW ELEVATIONS AND DETAILS ON A900 SERIES.
- (000) INDICATES DOOR TYPE; REFER TO DOOR SCHEDULE AND DETAILS ON A900 SERIES.
- DETAIL NUMBER
- (04) TITLE SCALE
- DETAIL REFERENCE PAGE
- DETAIL CROSS REFERENCE PAGE

No.	DESCRIPTION	DATE
3	REVISED AS PER ROUND 1 ZA COMMENTS	Sep. 29, 22
2	ISSUED FOR ZONING AMENDMENT APPLICATION	Mar. 16, 22
1	ISSUED FOR OWNER / CONSULTANT REVIEW	Mar. 10, 22

REVISIONS:

ARCHITECT SEAL: NORTH ARROW:

CLIENT:

SEAL DATE: STAMP DATE

**THEBERGE HOMES**  
Theberge Developments Ltd.

ARCHITECT:  
**RODERICK LAHEY ARCHITECT INC**  
56 Beech Street, Ottawa, Ontario K1S 3J6  
1.613.724.9932 1.613.724.1209 www.rodericklahey.ca

PROJECT TITLE:  
**780 Baseline Road**

OTTAWA ONTARIO  
SHEET TITLE:  
**BUILDING C AND STREET ELEVATIONS**

DRAWN: RLA	CHECKED: RLA
SCALE: 1:400	SHEET No. <b>A202</b>
PROJECT No. 2131	

Plan No.: #



01 VIEW SOUTHWEST FROM BASELINE ROAD  
- PERSPECTIVE VIEW



02 VIEW SOUTH FROM FISHER AVENUE  
- PERSPECTIVE VIEW



03 VIEW NORTH FROM HILLIARD AVENUE  
- PERSPECTIVE VIEW



04 VIEW EAST FROM BASELINE ROAD  
- PERSPECTIVE VIEW

IT IS THE RESPONSIBILITY OF THE APPROPRIATE CONTRACTOR TO CHECK AND VERIFY ALL DIMENSIONS ON SITE AND TO REPORT ALL ERRORS AND/OR OMISSIONS TO THE ARCHITECT.

ALL CONTRACTORS MUST COMPLY WITH ALL PERTINENT CODES AND BY-LAWS. THIS DRAWING MAY NOT BE USED FOR CONSTRUCTION UNTIL SIGNED BY THE ARCHITECT. DO NOT SCALE DRAWINGS. COPYRIGHT RESERVED.

**NOTATION SYMBOLS:**

- (00) INDICATES DRAWING NOTES, LISTED ON EACH SHEET.
- (00) INDICATES ASSEMBLY TYPE; REFER TO TYPICAL ASSEMBLIES SCHEDULE.
- (00) INDICATES WINDOW TYPE; REFER TO WINDOW ELEVATIONS AND DETAILS ON A300 SERIES.
- (000) INDICATES DOOR TYPE; REFER TO DOOR SCHEDULE AND DETAILS ON A300 SERIES.
- DETAIL NUMBER
- (00) TITLE SCALE
- DETAIL REFERENCE PAGE
- DETAIL CROSS REFERENCE PAGE

No.	DESCRIPTION	DATE
3	REVISED AS PER ROUND 1 ZA COMMENTS	Sep. 29, 22
2	ISSUED FOR ZONING AMENDMENT APPLICATION	Mar. 16, 22
1	ISSUED FOR OWNER / CONSULTANT REVIEW	Mar. 10, 22

REVISIONS:

	NORTH ARROW:
SEAL DATE: STAMP DATE	

CLIENT:

Theberge Developments Ltd.

ARCHITECT:

**RODERICK LAHEY**  
ARCHITECT INC

56 Beech Street, Ottawa, Ontario K1S 3J6  
1.613.724.9932 1.613.724.1209 www.rodericklahey.ca

PROJECT TITLE:

**780 Baseline Road**

OTTAWA ONTARIO

SHEET TITLE:

**VIEWS**

DRAWN: RLA	CHECKED: RLA
SCALE: NA	SHEET No. <b>A300</b>
PROJECT No. 2131	

PEN STYLE: RLA.dwg PAPER SIZE: ISO A4 (210.00 X 297.00 MM) PLOT SCALE: 1:1285 F:\2021\2131 - Baseline & Fisher\01 Design Development\02 Concept Design\01 CAD\2131 - 780 Baseline Plan 2022.09.29.dwg PLOT DATE: Tuesday, May 16th, 2022 D07-12-



01 VIEW NORTH FROM FISHER AVENUE  
- PERSPECTIVE VIEW



02 VIEW NORTHEAST FROM KESLER AVENUE  
- PERSPECTIVE VIEW



03 VIEW ENTERING SITE FROM BASELINE ROAD  
- PERSPECTIVE VIEW



04 VIEW BUILDING A ENTRANCE  
- PERSPECTIVE VIEW

IT IS THE RESPONSIBILITY OF THE APPROPRIATE CONTRACTOR TO CHECK AND VERIFY ALL DIMENSIONS ON SITE AND TO REPORT ALL ERRORS AND/OR OMISSIONS TO THE ARCHITECT.  
ALL CONTRACTORS MUST COMPLY WITH ALL PERTINENT CODES AND BY-LAWS.  
THIS DRAWING MAY NOT BE USED FOR CONSTRUCTION UNTIL SIGNED BY THE ARCHITECT.  
DO NOT SCALE DRAWINGS.  
COPYRIGHT RESERVED.

**NOTATION SYMBOLS:**

- (00) INDICATES DRAWING NOTES, LISTED ON EACH SHEET.
- (00) INDICATES ASSEMBLY TYPE; REFER TO TYPICAL ASSEMBLIES SCHEDULE.
- (00) INDICATES WINDOW TYPE; REFER TO WINDOW ELEVATIONS AND DETAILS ON A900 SERIES.
- (000) INDICATES DOOR TYPE; REFER TO DOOR SCHEDULE AND DETAILS ON A900 SERIES.
- (00) DETAIL NUMBER
- (00) TITLE SCALE
- (00) DETAIL REFERENCE PAGE
- (00) DETAIL CROSS REFERENCE PAGE

No.	DESCRIPTION	DATE
3	REVISED AS PER ROUND 1 ZA COMMENTS	Sep. 29, 22
2	ISSUED FOR ZONING AMENDMENT APPLICATION	Mar. 16, 22
1	ISSUED FOR OWNER / CONSULTANT REVIEW	Mar. 10, 22

REVISIONS:

<p>ARCHITECT SEAL: RODERICK LAHEY LICENCE # 4375</p>	<p>NORTH ARROW:</p>
<p>SEAL DATE: STAMP DATE</p>	

CLIENT:

Theberge Developments Ltd.

ARCHITECT:

**RODERICK LAHEY**  
ARCHITECT INC

56 Beech Street, Ottawa, Ontario K1S 3J6  
1.613.724.9932 1.613.724.1209 www.rodericklahey.ca

PROJECT TITLE:

**780 Baseline Road**

OTTAWA ONTARIO

SHEET TITLE:

**VIEWS**

DRAWN: RLA	CHECKED: RLA
SCALE: NA	SHEET No. <b>A301</b>
PROJECT No. 2131	

Plan No.: #



IT IS THE RESPONSIBILITY OF THE APPROPRIATE CONTRACTOR TO CHECK AND VERIFY ALL DIMENSIONS ON SITE AND TO REPORT ALL ERRORS AND/OR OMISSIONS TO THE ARCHITECT.  
ALL CONTRACTORS MUST COMPLY WITH ALL PERTINENT CODES AND BY-LAWS.  
THIS DRAWING MAY NOT BE USED FOR CONSTRUCTION UNTIL SIGNED BY THE ARCHITECT.  
DO NOT SCALE DRAWINGS.  
COPYRIGHT RESERVED.

**NOTATION SYMBOLS:**

- ① INDICATES DRAWING NOTES, LISTED ON EACH SHEET.
- ② INDICATES ASSEMBLY TYPE; REFER TO TYPICAL ASSEMBLIES SCHEDULE.
- ③ INDICATES WINDOW TYPE; REFER TO WINDOW ELEVATIONS AND DETAILS ON A800 SERIES.
- ④ INDICATES DOOR TYPE; REFER TO DOOR SCHEDULE AND DETAILS ON A800 SERIES.
- ⑤ DETAIL NUMBER
- ⑥ TITLE
- ⑦ SCALE
- ⑧ DETAIL REFERENCE PAGE
- ⑨ DETAIL CROSS REFERENCE PAGE



01 VIEW BUILDING C COURTYARD  
- PERSPECTIVE VIEW



02 VIEW BUILDING B COURTYARD  
- PERSPECTIVE VIEW





03 VIEW ENTERING SITE FROM FISHER AVENUE  
- PERSPECTIVE VIEW



04 VIEW COURTYARD FROM SUNNYCREST DRIVE  
- PERSPECTIVE VIEW

No.	DESCRIPTION	DATE
1	ISSUED FOR OWNER / CONSULTANT REVIEW	Mar. 10, 22
2	ISSUED FOR ZONING AMENDMENT APPLICATION	Mar. 16, 22
3	REVISED AS PER ROUND 1 ZA COMMENTS	Sep. 29, 22



ARCHITECT:  
**RODERICK LAHEY**  
ARCHITECT INC  
56 Beech Street, Ottawa, Ontario K1S 3J6  
1.613.724.9932 1.613.724.1209 www.roderricklahey.ca

PROJECT TITLE:  
**780 Baseline Road**

OTTAWA ONTARIO

SHEET TITLE:  
**VIEWS**

DRAWN: RLA	CHECKED: RLA
SCALE: NA	SHEET No. <b>A302</b>
PROJECT No. 2131	



01 VIEW BUILDING A FROM SUNNYCREST DRIVE  
- PERSPECTIVE VIEW



02 VIEW NORTH FROM HILLIARD AVENUE  
- PERSPECTIVE VIEW



03 VIEW ENTERING SITE FROM FISHER AVENUE  
- PERSPECTIVE VIEW




04 VIEW BUILDING A COURTYARD FROM FISHER AVENUE  
- PERSPECTIVE VIEW


IT IS THE RESPONSIBILITY OF THE APPROPRIATE CONTRACTOR TO CHECK AND VERIFY ALL DIMENSIONS ON SITE AND TO REPORT ALL ERRORS AND/OR OMISSIONS TO THE ARCHITECT.  
ALL CONTRACTORS MUST COMPLY WITH ALL PERTINENT CODES AND BY-LAWS.  
THIS DRAWING MAY NOT BE USED FOR CONSTRUCTION UNTIL SIGNED BY THE ARCHITECT.  
DO NOT SCALE DRAWINGS.  
COPYRIGHT RESERVED.

**NOTATION SYMBOLS:**

- (01) INDICATES DRAWING NOTES, LISTED ON EACH SHEET.
- (02) INDICATES ASSEMBLY TYPE; REFER TO TYPICAL ASSEMBLIES SCHEDULE.
- (03) INDICATES WINDOW TYPE; REFER TO WINDOW ELEVATIONS AND DETAILS ON A300 SERIES.
- (000) INDICATES DOOR TYPE; REFER TO DOOR SCHEDULE AND DETAILS ON A300 SERIES.
- DETAIL NUMBER
- (00) TITLE SCALE
- DETAIL REFERENCE PAGE
- DETAIL CROSS REFERENCE PAGE

No.	DESCRIPTION	DATE
1	ISSUED FOR ZONING AMENDMENT APPLICATION	Mar. 16, 22
2	ISSUED FOR OWNER / CONSULTANT REVIEW	Mar. 10, 22
3	REVISED AS PER ROUND 1 ZA COMMENTS	Sep. 29, 22

ARCHITECT SEAL:  
  
 RODERICK LAHEY  
 LICENSE # 4375  
 SEAL DATE: STAMP DATE

NORTH ARROW:  


CLIENT:  
  
 Theberge Developments Ltd.

ARCHITECT:  
**RODERICK LAHEY**  
 ARCHITECT INC  
 56 Beech Street, Ottawa, Ontario K1S 3J6  
 1.613.724.9932 1.613.724.1209 www.rodericklahey.ca

PROJECT TITLE:  
**780 Baseline Road**

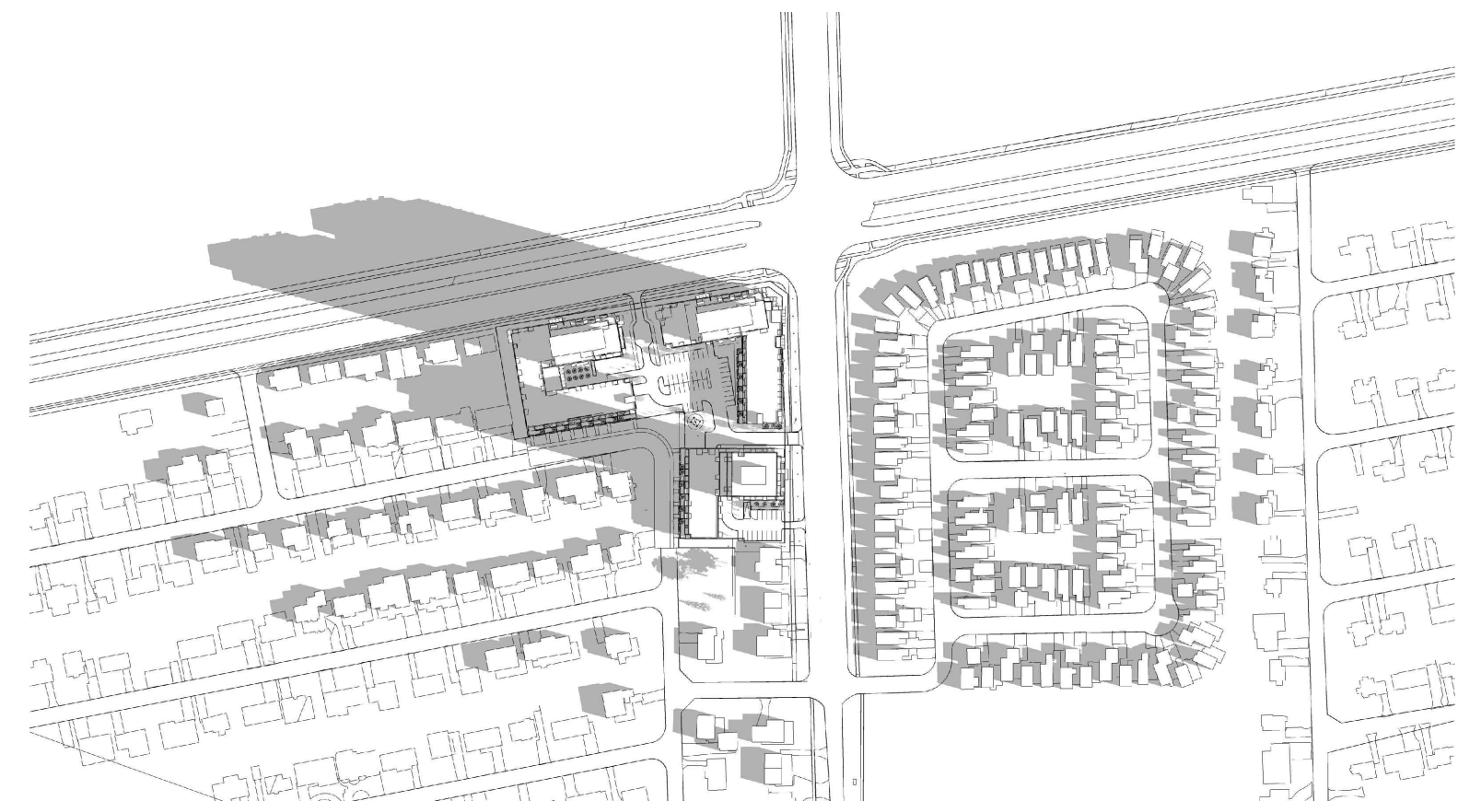
OTTAWA ONTARIO

SHEET TITLE:  
**VIEWS**

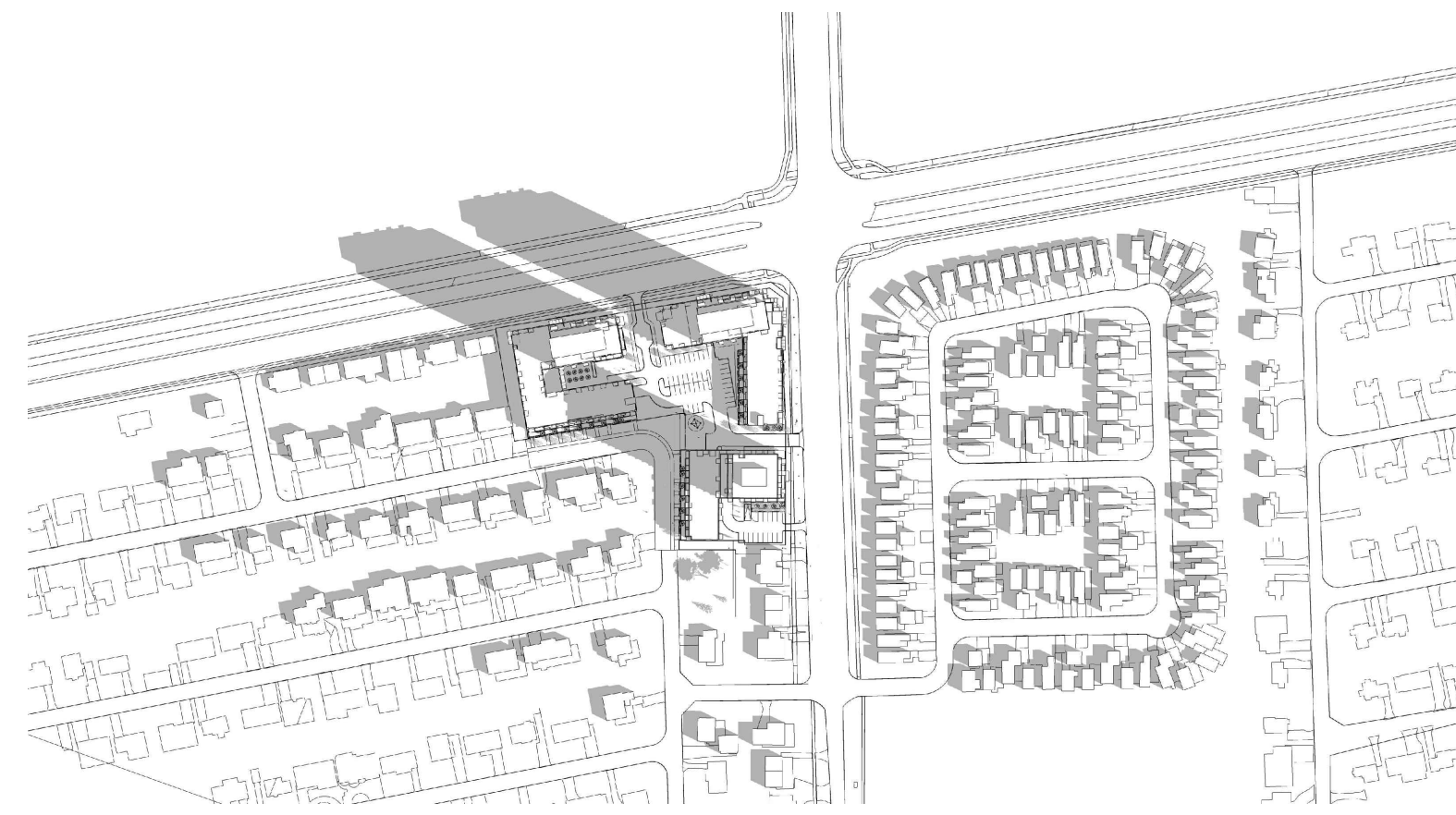
DRAWN: RLA	CHECKED: RLA
SCALE: NA	SHEET No. <b>A303</b>
PROJECT No. 2131	

Plan No.: #

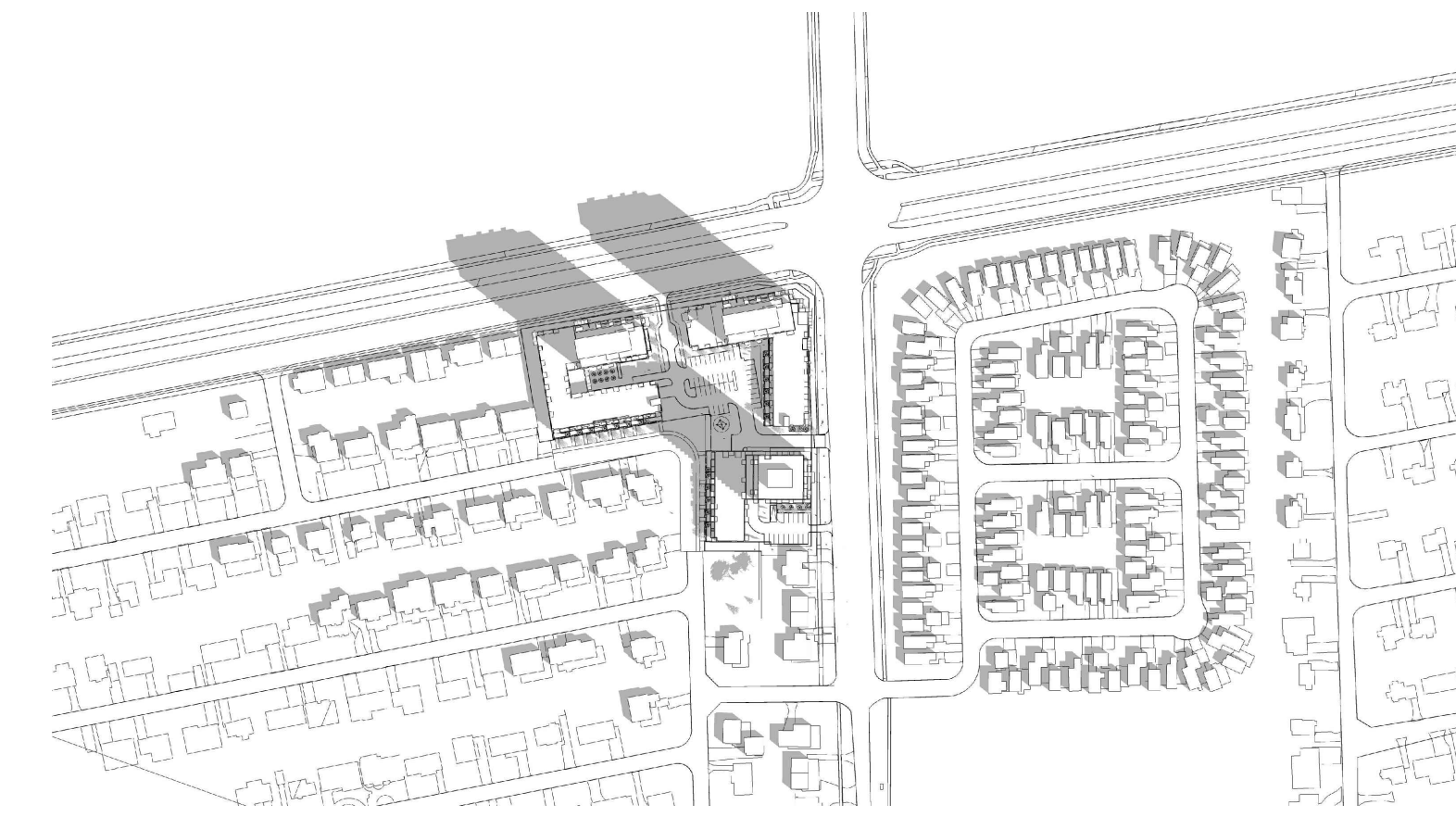
JUNE 21 (DST)



8:00 AM



9:00 AM



10:00 AM



11:00 AM



12:00 PM



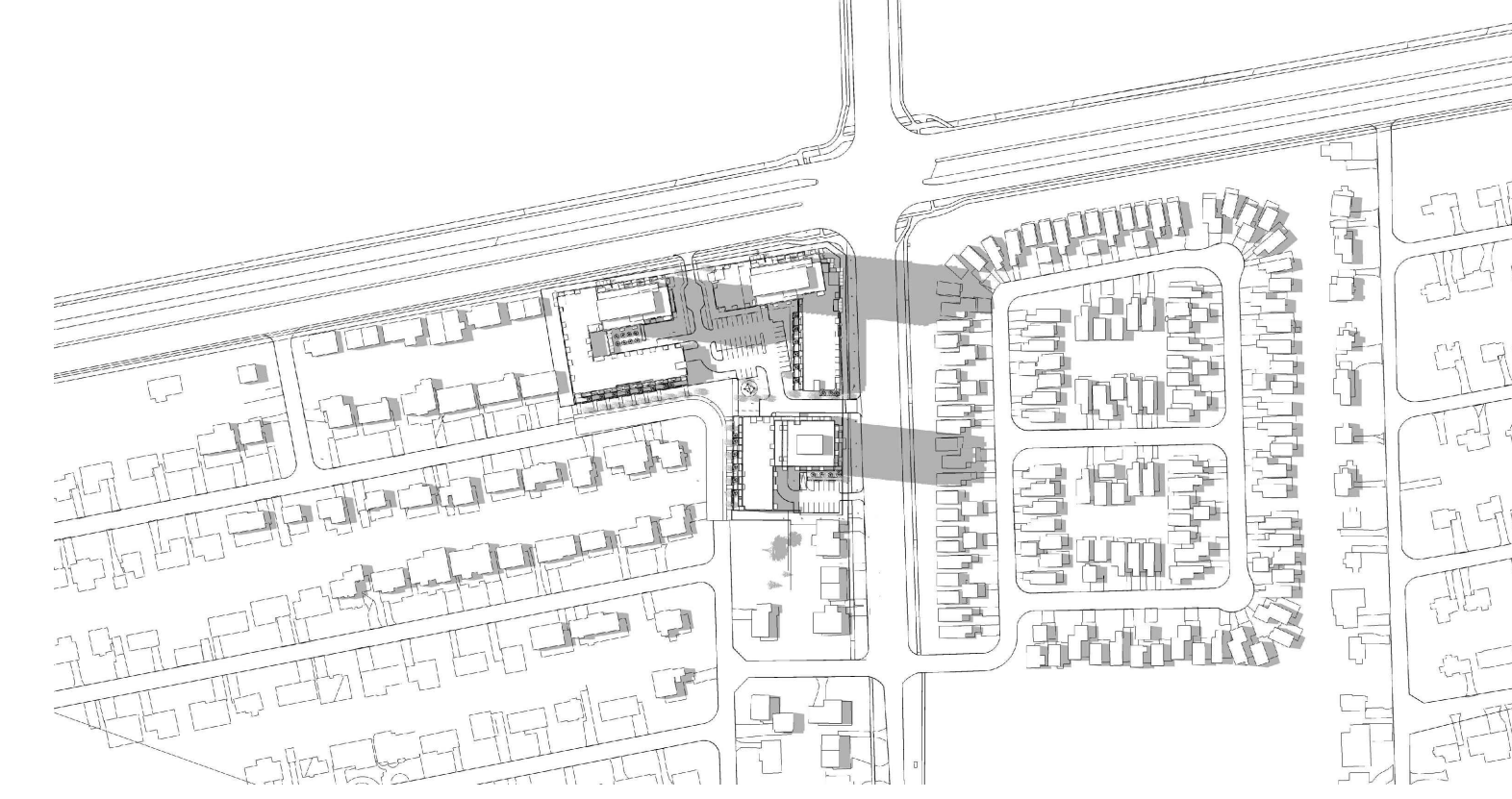
1:00 PM



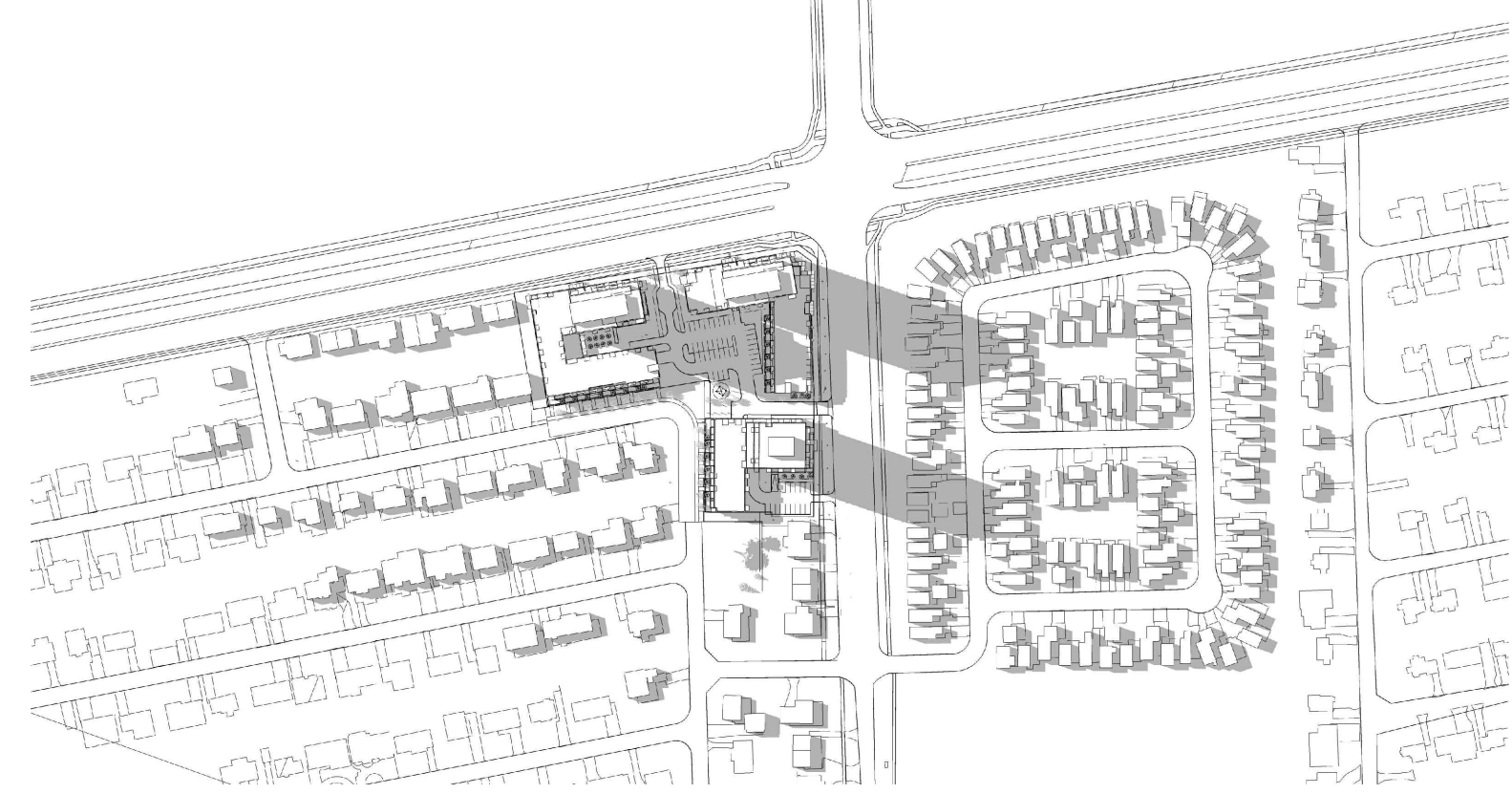
2:00 PM



3:00 PM



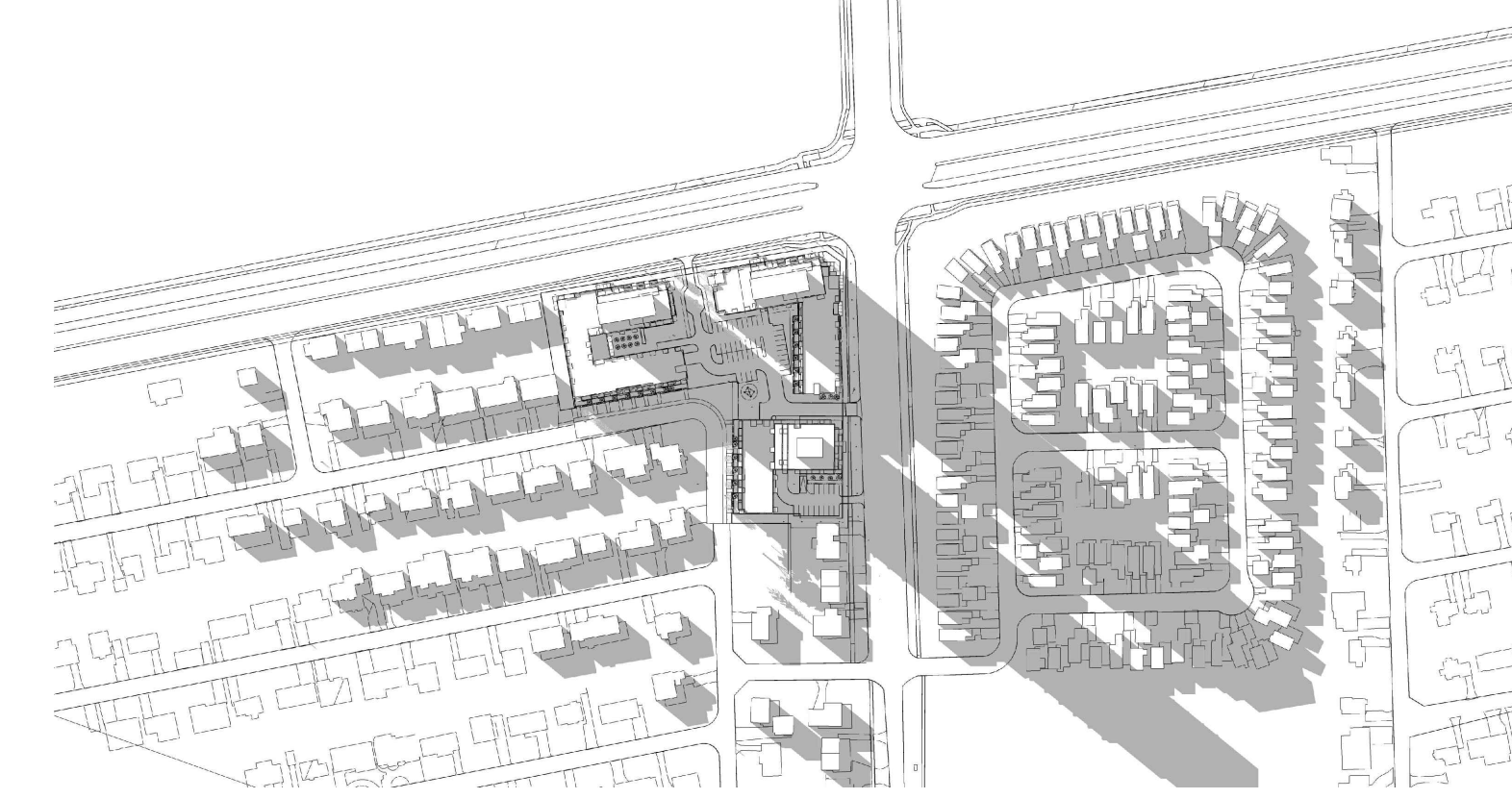
4:00 PM



5:00 PM



6:00 PM



7:00 PM



8:00 PM



IT IS THE RESPONSIBILITY OF THE APPROPRIATE CONTRACTOR TO CHECK AND VERIFY ALL DIMENSIONS ON SITE AND TO REPORT ALL ERRORS AND/OR OMISSIONS TO THE ARCHITECT.  
ALL CONTRACTORS MUST COMPLY WITH ALL PERTINENT CODES AND BY-LAWS.  
THIS DRAWING MAY NOT BE USED FOR CONSTRUCTION UNTIL SIGNED BY THE ARCHITECT.  
DO NOT SCALE DRAWINGS.  
COPYRIGHT RESERVED.

NOTATION SYMBOLS:

- (01) INDICATES DRAWING NOTES, LISTED ON EACH SHEET.
- (02) INDICATES ASSEMBLY TYPE; REFER TO TYPICAL ASSEMBLIES SCHEDULED.
- (03) INDICATES WINDOW TYPE; REFER TO WINDOW ELEVATIONS AND DETAILS ON A300 SERIES.
- (04) INDICATES DOOR TYPE; REFER TO DOOR SCHEDULE AND DETAILS ON A300 SERIES.
- (05) —DETAIL NUMBER
- (06) TITLE SCALE
- (07) —DETAIL REFERENCE PAGE
- (08) —DETAIL CROSS REFERENCE PAGE

No.	DESCRIPTION	DATE
3	REVISED AS PER ROUND 1 ZA COMMENTS	Sep. 29, 22
2	ISSUED FOR ZONING AMENDMENT APPLICATION	Mar. 16, 22
1	ISSUED FOR OWNER / CONSULTANT REVIEW	Mar. 10, 22

REVISIONS:

 ARCHITECT SEAL: RODERICK LAHEY LICENSE 4375 SEAL DATE: STAMP DATE	NORTH ARROW: 
--	---

CLIENT:



Theberge Developments Ltd.

ARCHITECT:

**RODERICK LAHEY**  
ARCHITECT INC

56 Beech Street, Ottawa, Ontario K1S 3J6  
1.613.724.9932 1.613.724.1209 www.rodericklahey.ca

PROJECT TITLE:

**780 Baseline Road**

OTTAWA ONTARIO

SHEET TITLE:

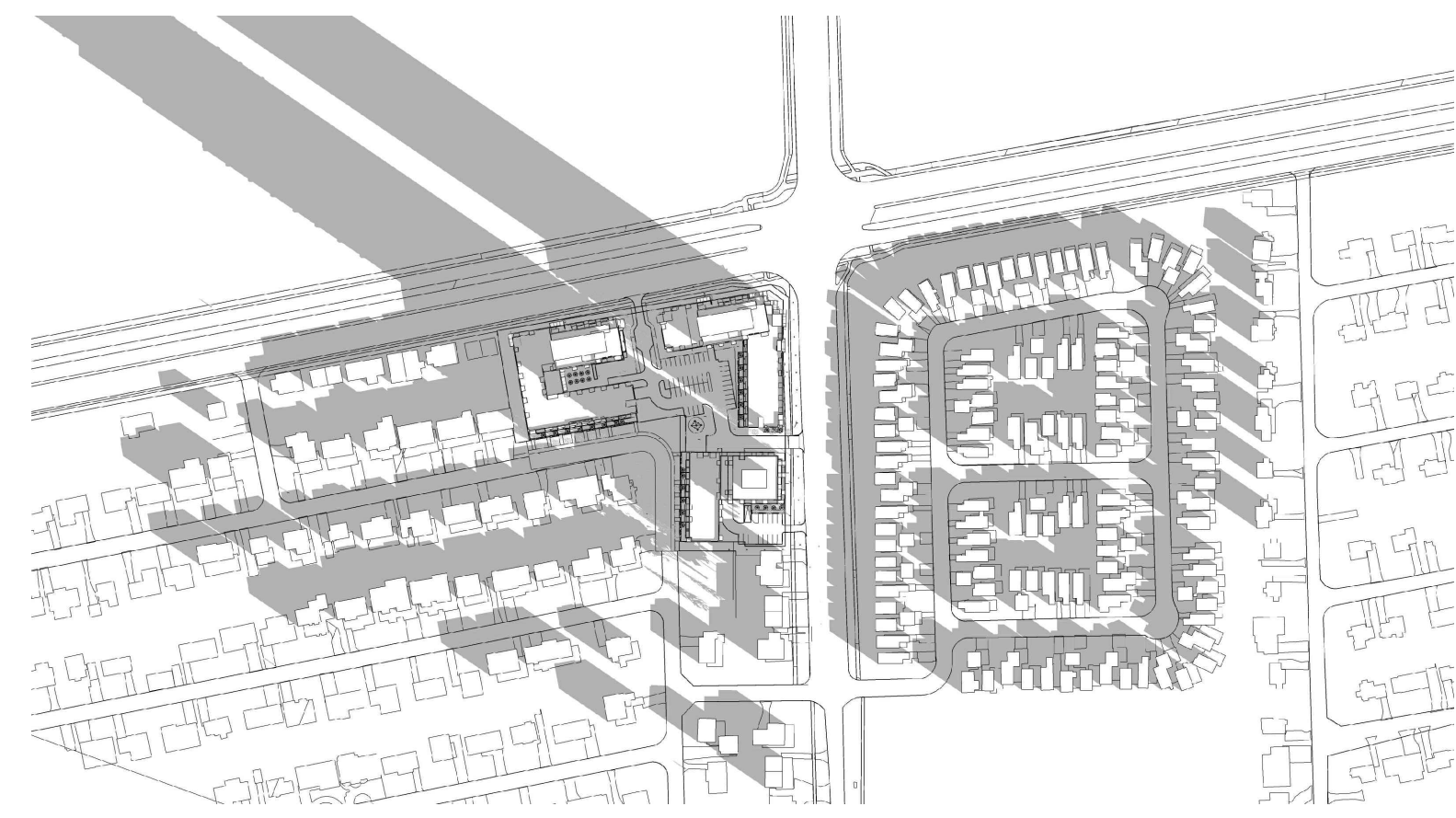
**SHADOW STUDY  
JUNE 21 (DST)**

DRAWN: RLA	CHECKED: RLA
SCALE: NTS	SHEET No. <b>A400</b>
PROJECT No. 2131	

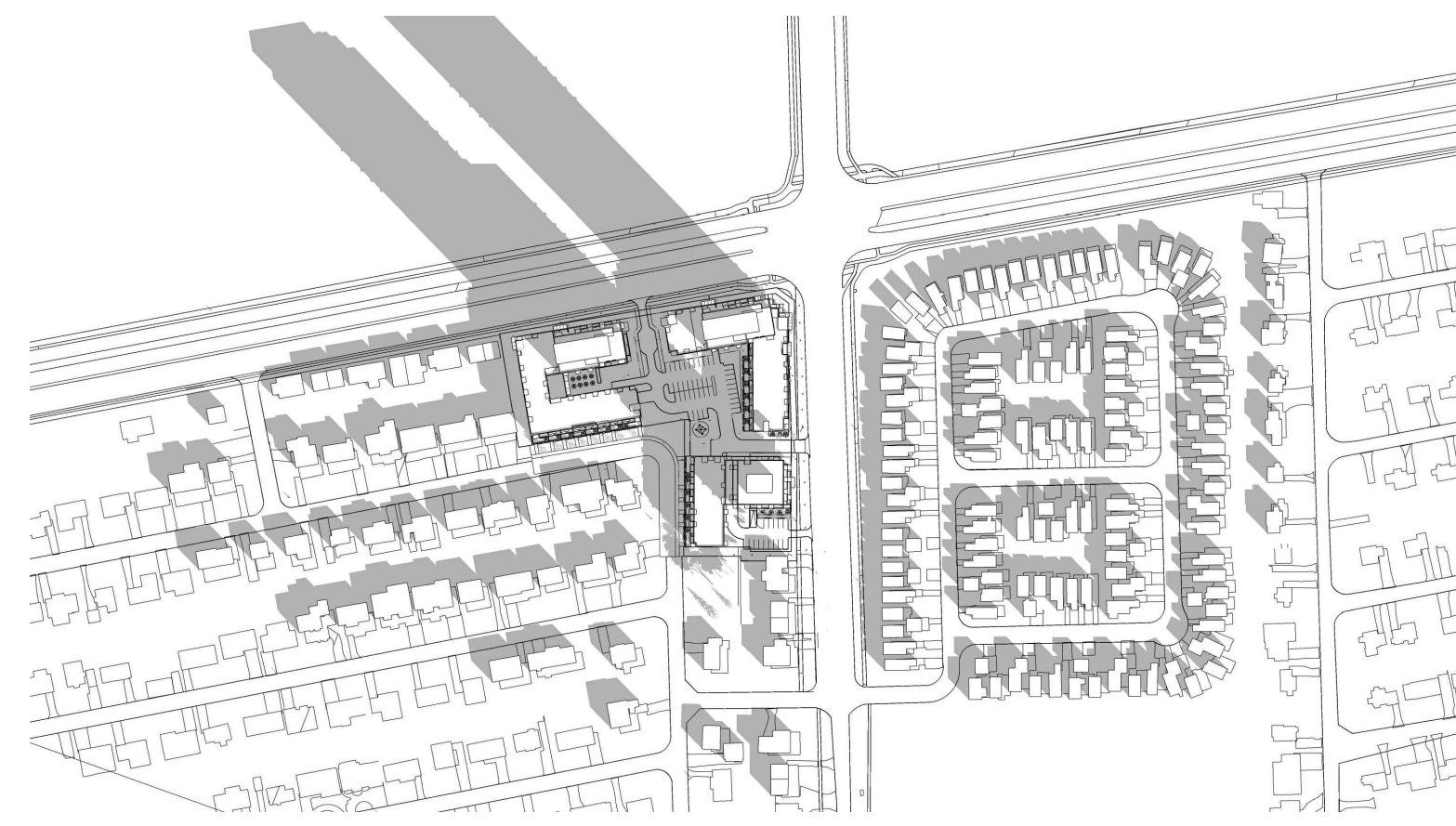
Plan No.: #

PAPER SIZE: ISO A4 (210.00 X 297.00 MM) PLOT SCALE: 1:1285 F:\2021\2131 - Baseline & Fisher\01 - Baseline & Fisher\01 Design Development\02 Concept Design\01 - 780 Baseline Plan 2022.09.29.dwg PLOT DATE: Tuesday, May 16th, 2022 D07-12-

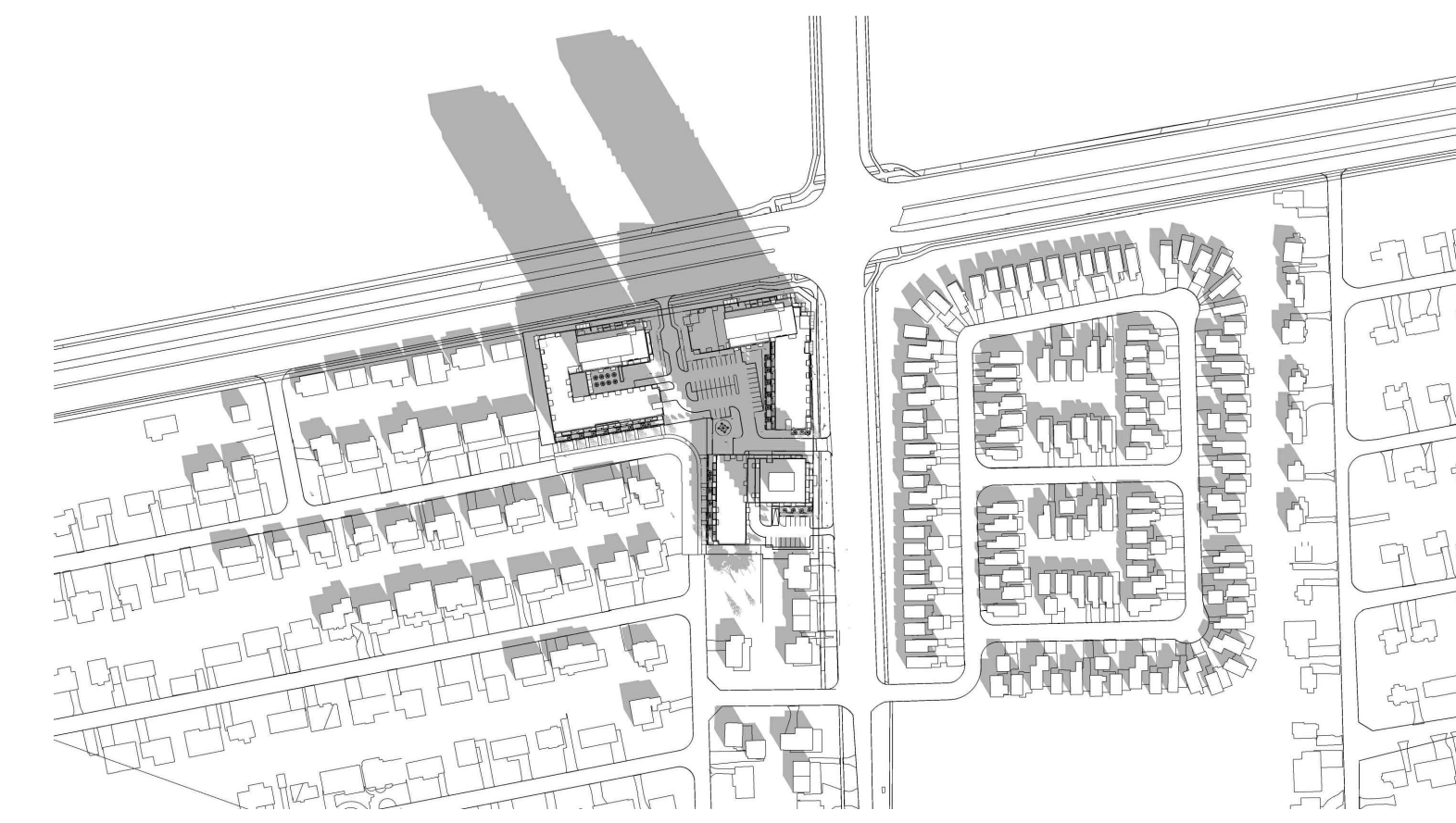
SEPTEMBER 21 (DST)



8:00 AM



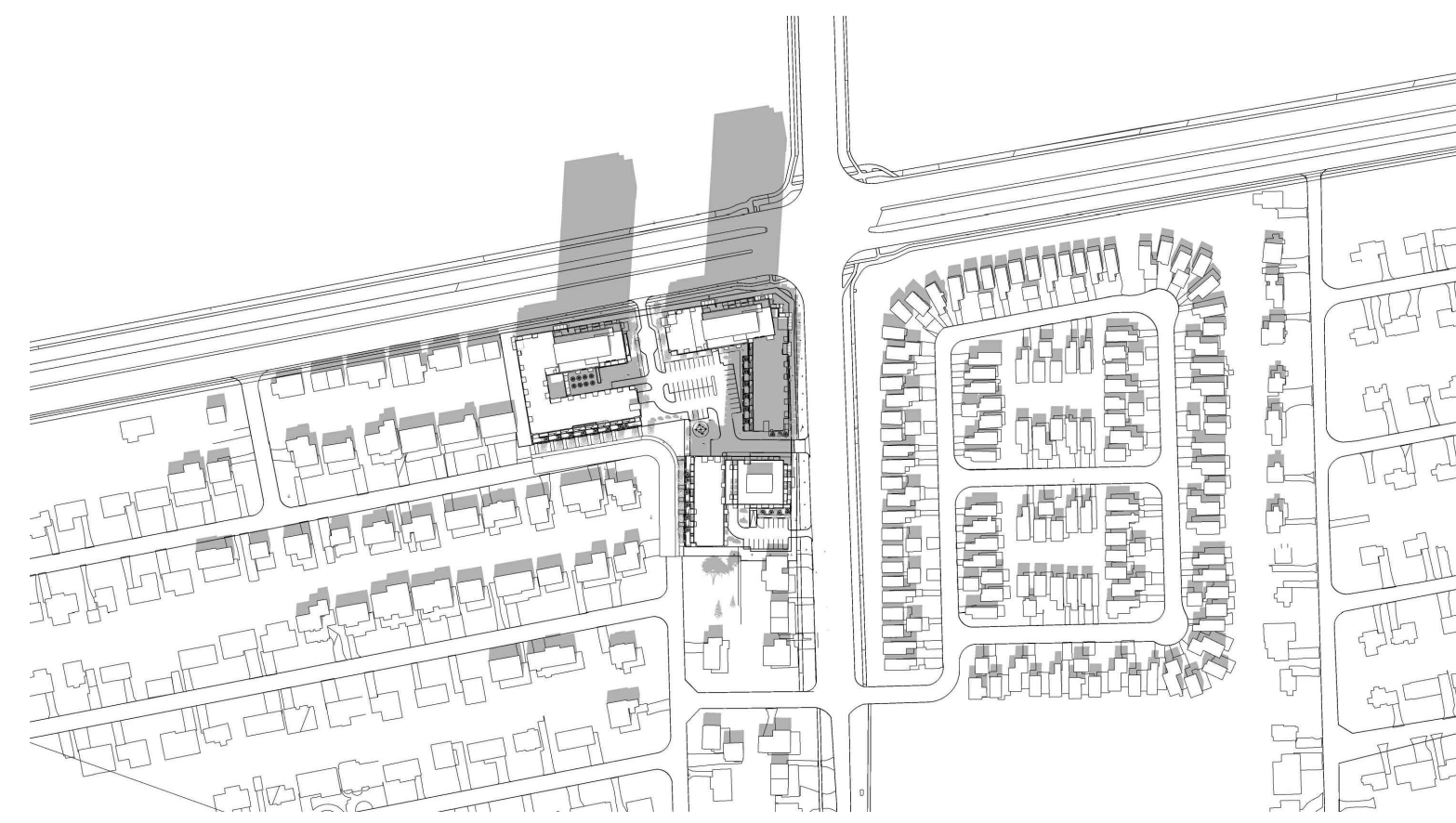
9:00 AM



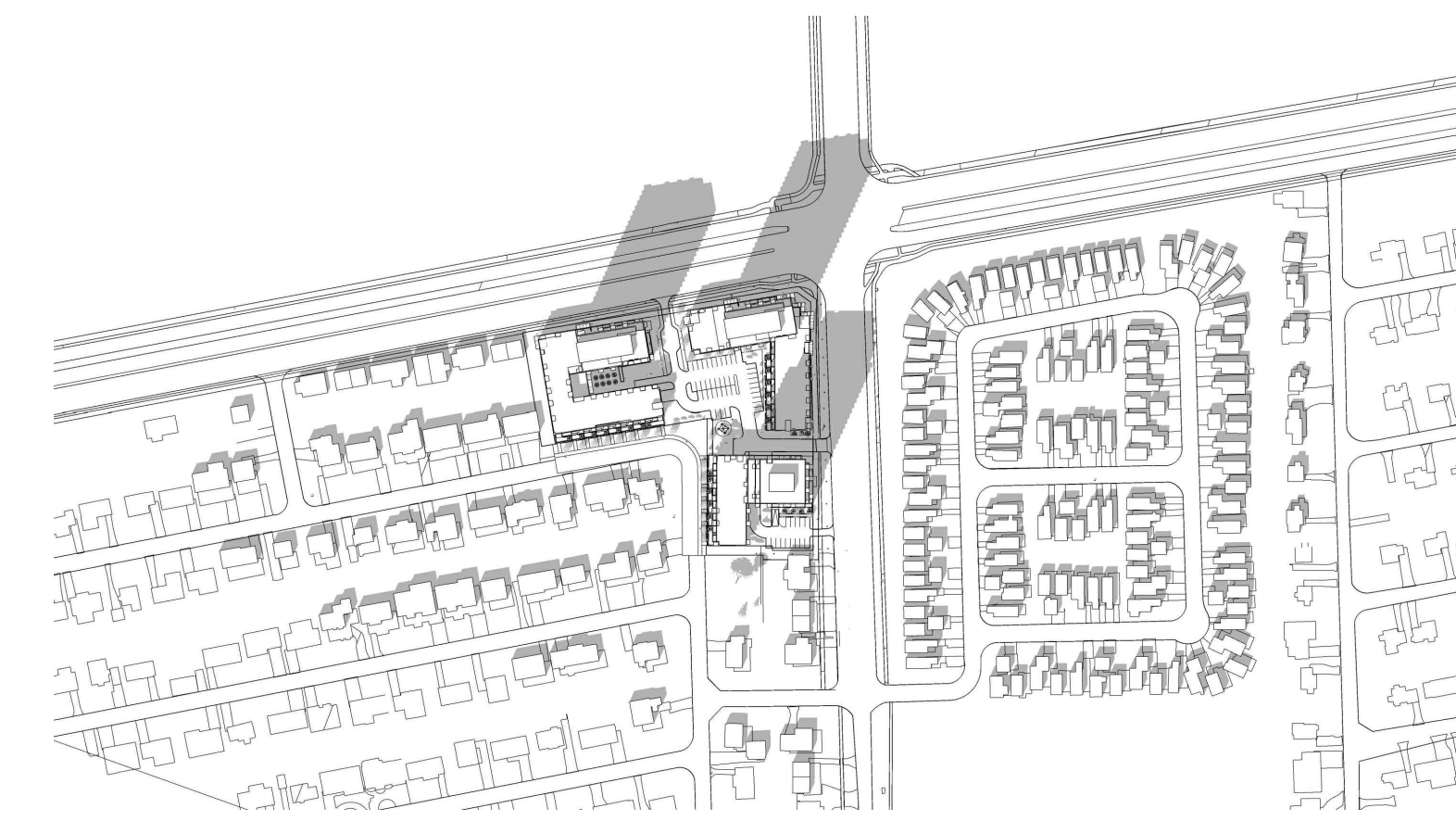
10:00 AM



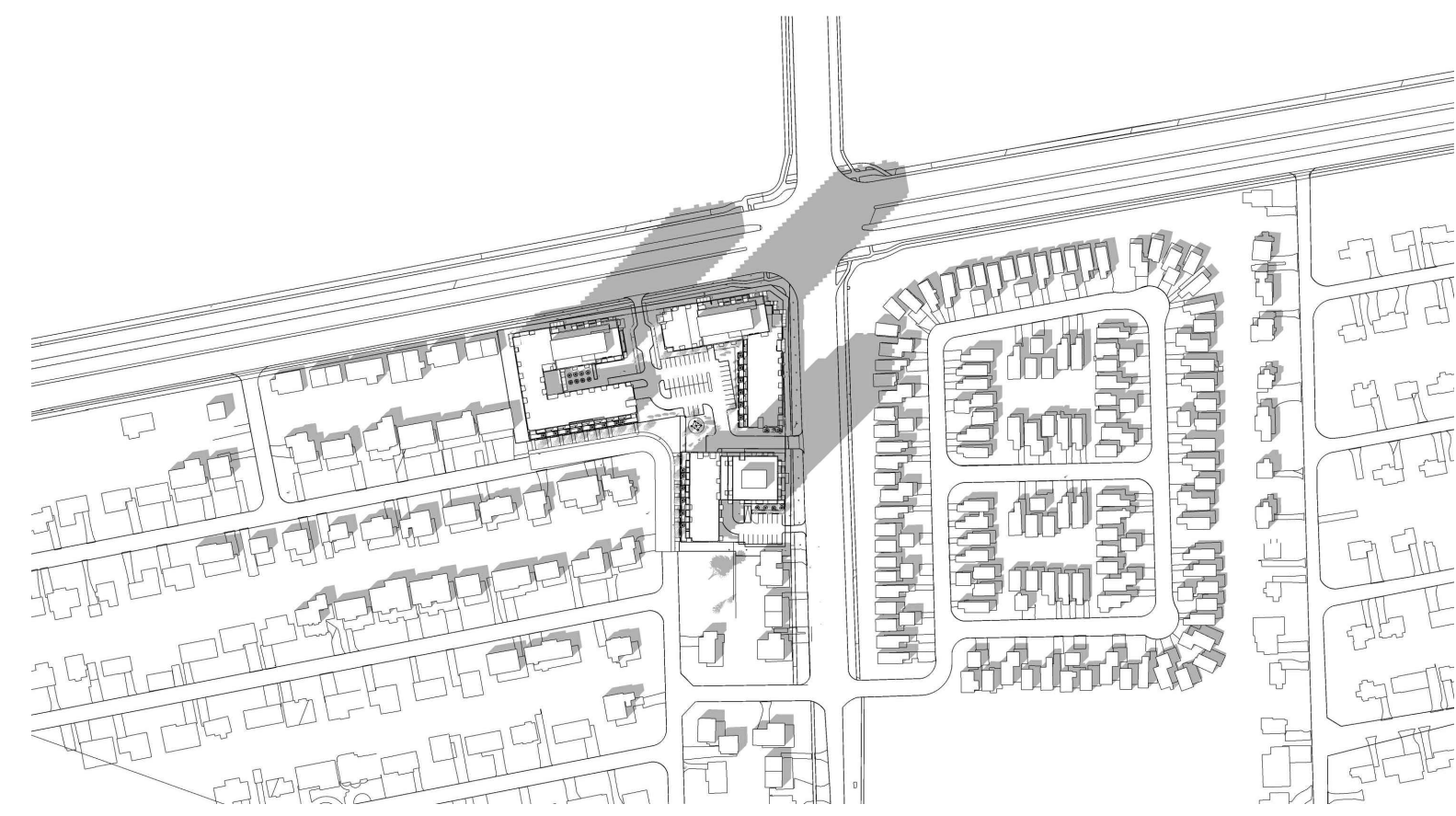
11:00 AM



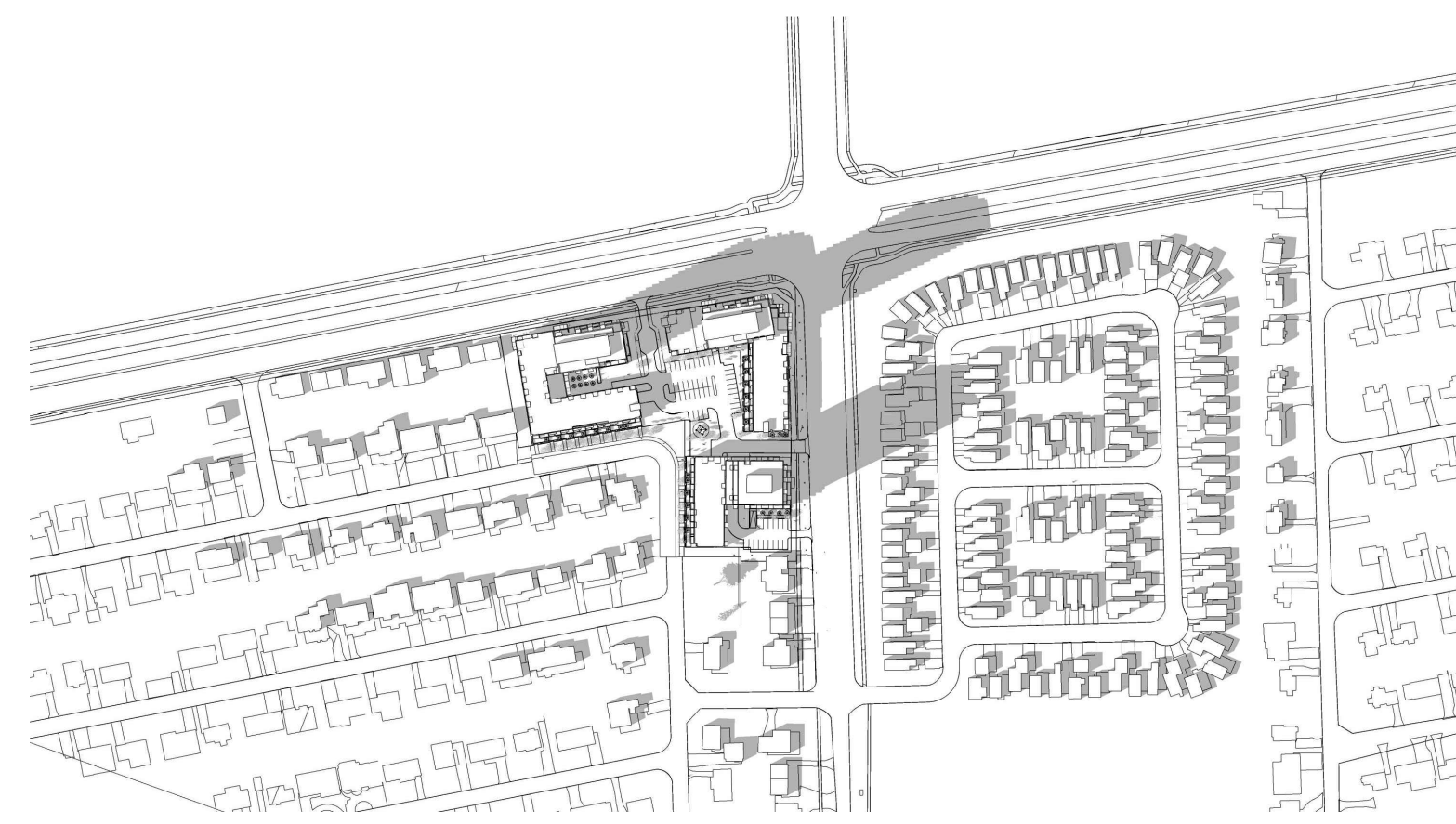
12:00 PM



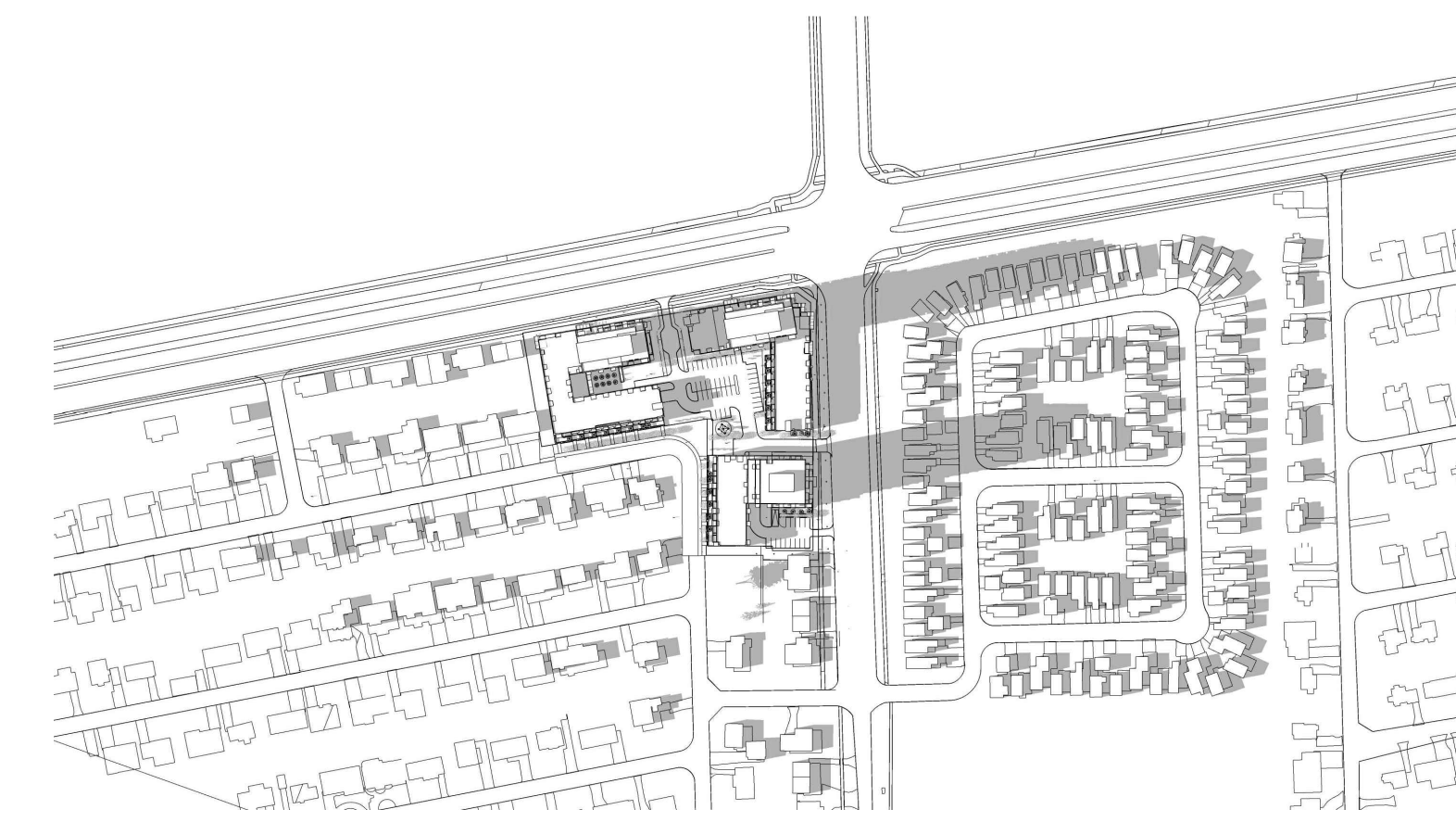
1:00 PM



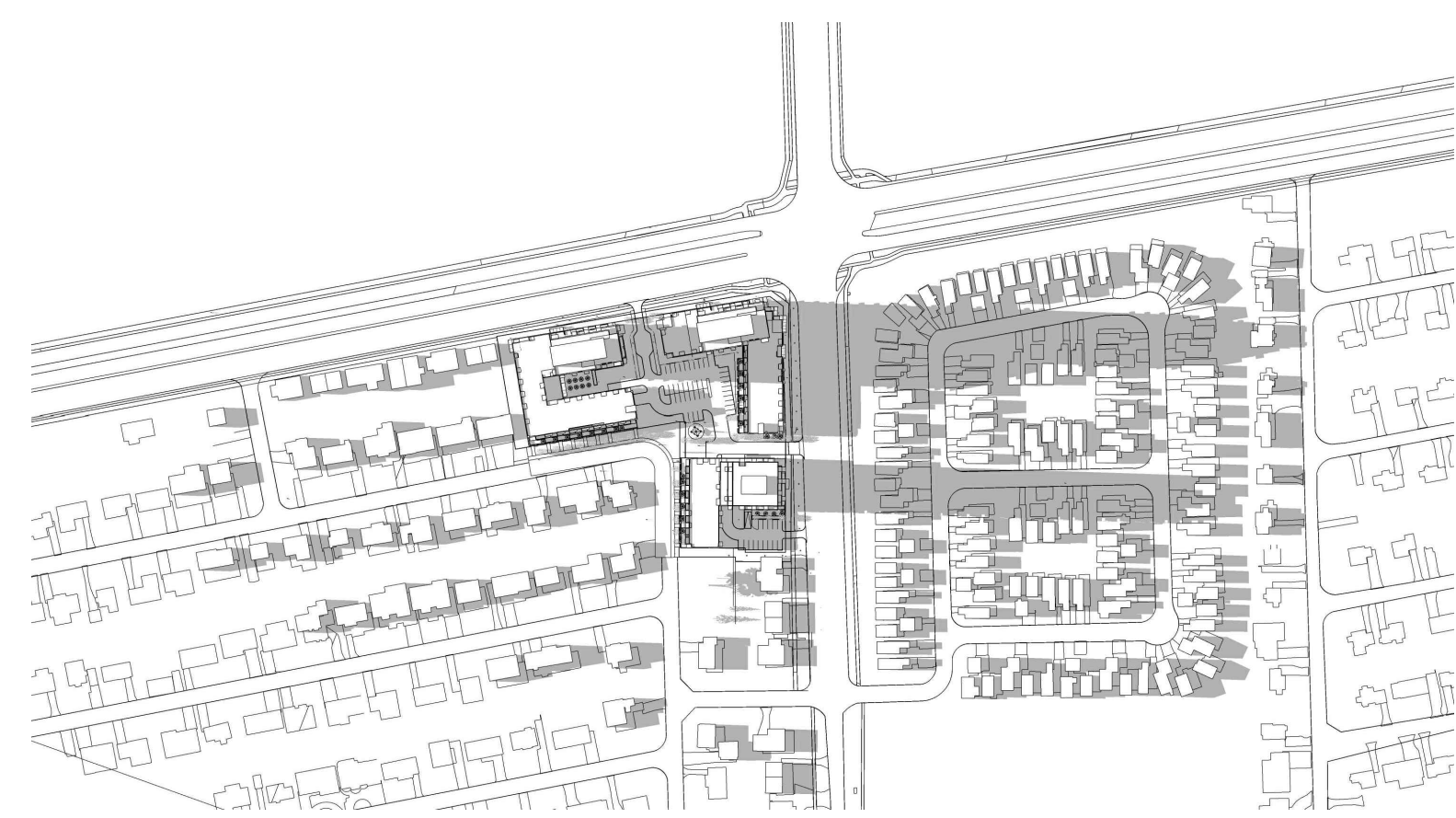
2:00 PM



3:00 PM



4:00 PM



5:00 PM





6:00 PM

IT IS THE RESPONSIBILITY OF THE APPROPRIATE CONTRACTOR TO CHECK AND VERIFY ALL DIMENSIONS ON SITE AND TO REPORT ALL ERRORS AND/OR OMISSIONS TO THE ARCHITECT.  
ALL CONTRACTORS MUST COMPLY WITH ALL PERTINENT CODES AND BY-LAWS.  
THIS DRAWING MAY NOT BE USED FOR CONSTRUCTION UNTIL SIGNED BY THE ARCHITECT.  
DO NOT SCALE DRAWINGS.  
COPYRIGHT RESERVED.

**NOTATION SYMBOLS:**

- Ⓞ INDICATES DRAWING NOTES, LISTED ON EACH SHEET.
- Ⓢ INDICATES ASSEMBLY TYPE; REFER TO TYPICAL ASSEMBLIES SCHEDULED.
- Ⓦ INDICATES WINDOW TYPE; REFER TO WINDOW ELEVATIONS AND DETAILS ON A900 SERIES.
- Ⓣ INDICATES DOOR TYPE; REFER TO DOOR SCHEDULE AND DETAILS ON A900 SERIES.
- DETAIL NUMBER
- Ⓣ TITLE SCALE
- DETAIL REFERENCE PAGE
- DETAIL CROSS REFERENCE PAGE

No.	DESCRIPTION	DATE
3	REVISED AS PER ROUND 1 ZA COMMENTS	Sep. 29, 22
2	ISSUED FOR ZONING AMENDMENT APPLICATION	Mar. 16, 22
1	ISSUED FOR OWNER / CONSULTANT REVIEW	Mar. 10, 22

ARCHITECT SEAL:  NORTH ARROW: 

CLIENT:   
Theberge Developments Ltd.

ARCHITECT:  
**RODERICK LAHEY**  
ARCHITECT INC  
56 Beech Street, Ottawa, Ontario K1S 3J6  
1.613.724.9932 1.613.724.1209 www.rodericklahey.ca

PROJECT TITLE:  
**780 Baseline Road**

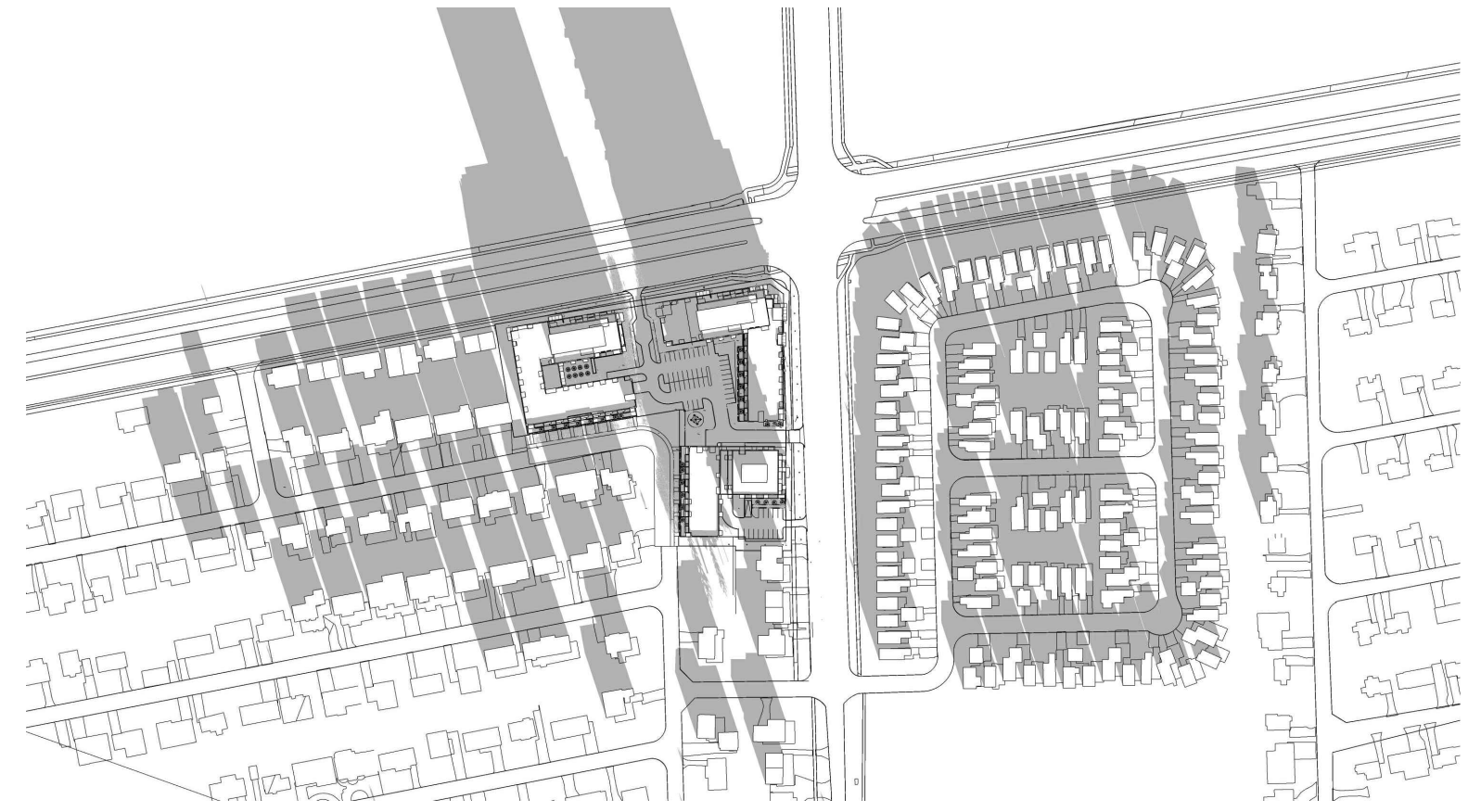
OTTAWA ONTARIO  
SHEET TITLE:  
**SHADOW STUDY  
SEPTEMBER 21 (DST)  
MARCH 21 (DST)**

DRAWN: RLA	CHECKED: RLA
SCALE: NTS	SHEET No. <b>A401</b>
PROJECT No. 2131	

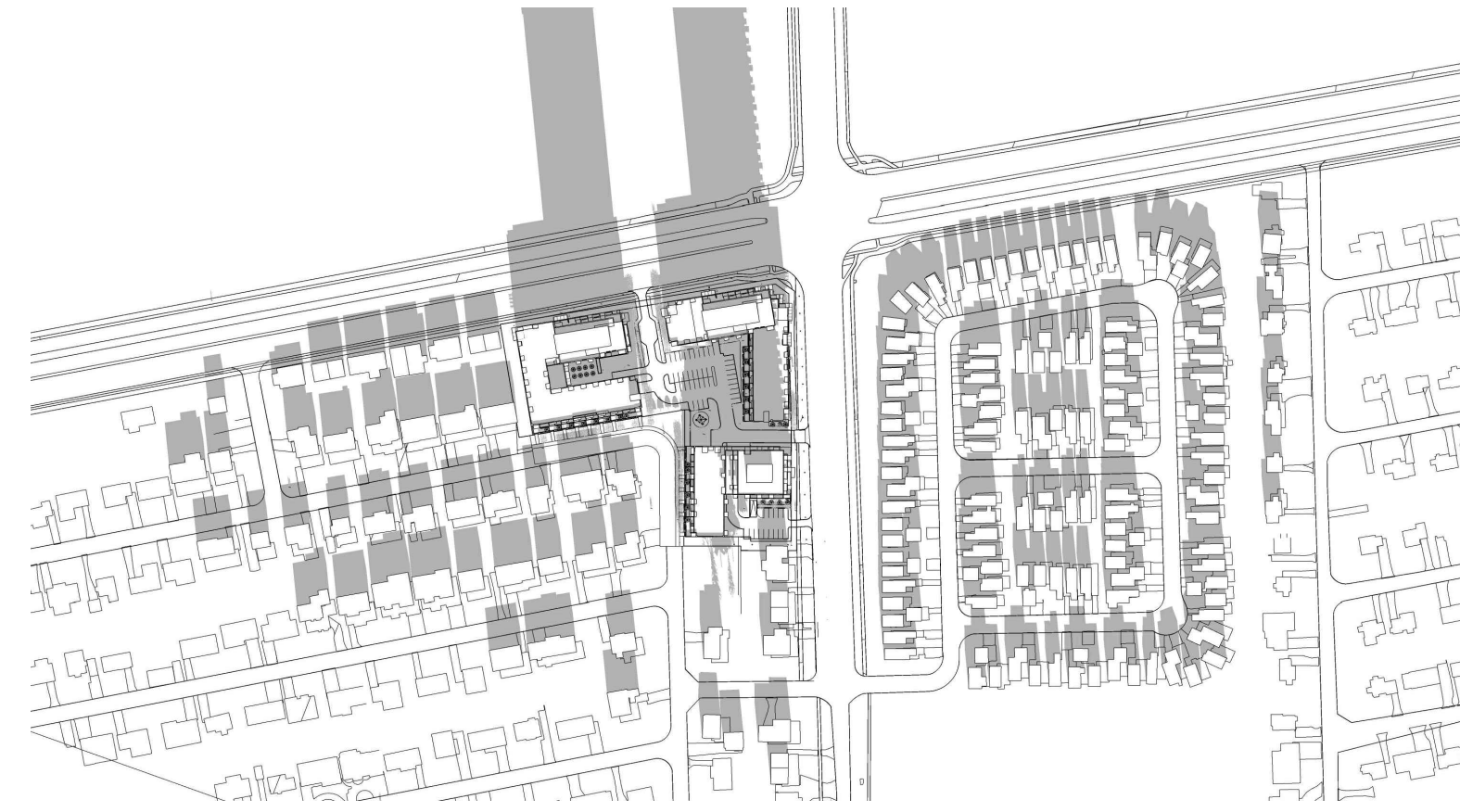
Plan No.: # \_\_\_\_\_

PAPER SIZE: ISO A4 (210.00 X 297.00 MM) PLOT SCALE: 1:1285 F:\2021\2131 - Baseline & Fisher\01 Design Development\02 Concept Design\01 CAD\2131 - 780 Baseline Road\22\_09\_29.dwg PLOT DATE: Tuesday, May 16th, 2022 D07-12-

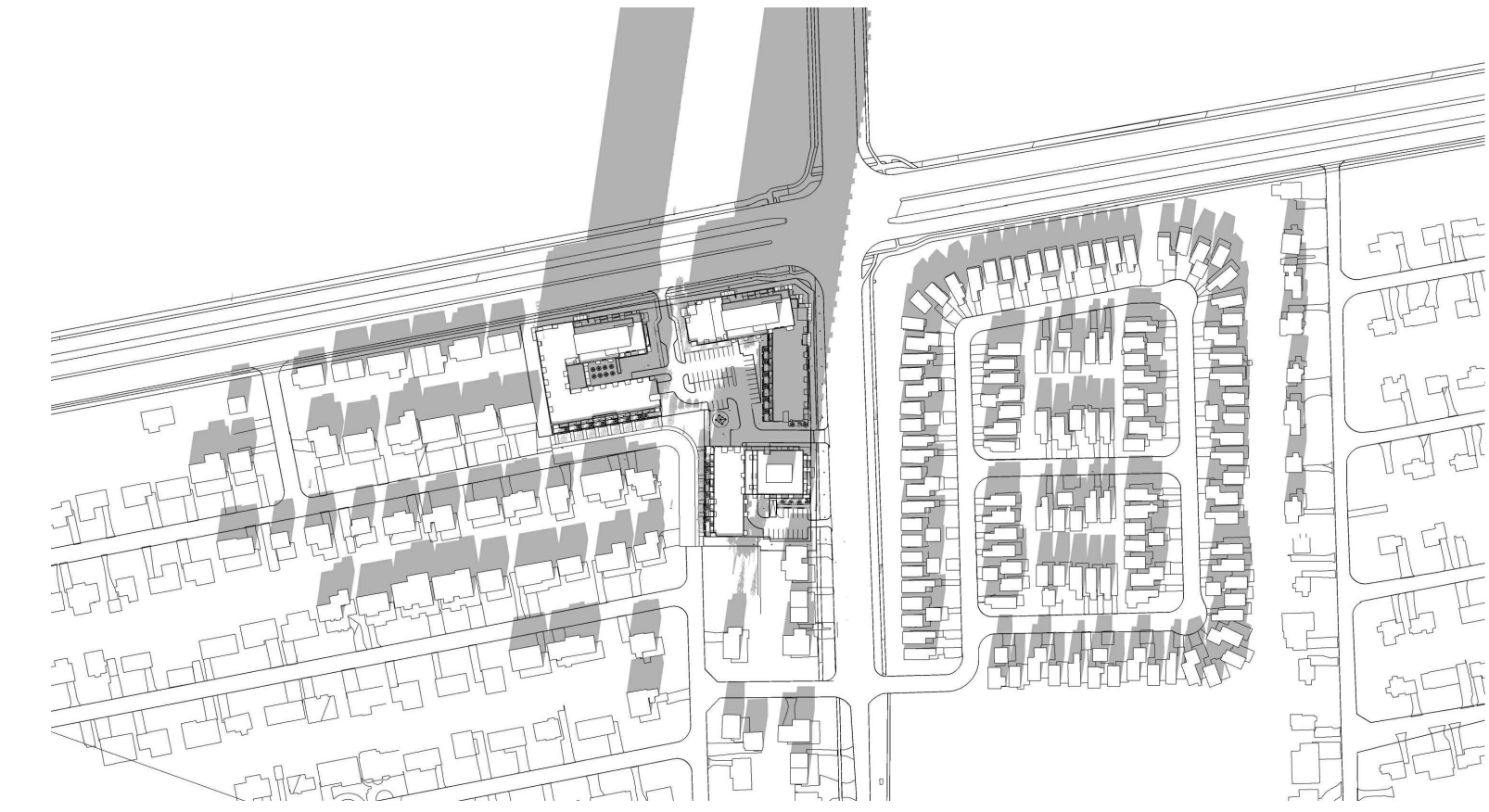
DECEMBER 21



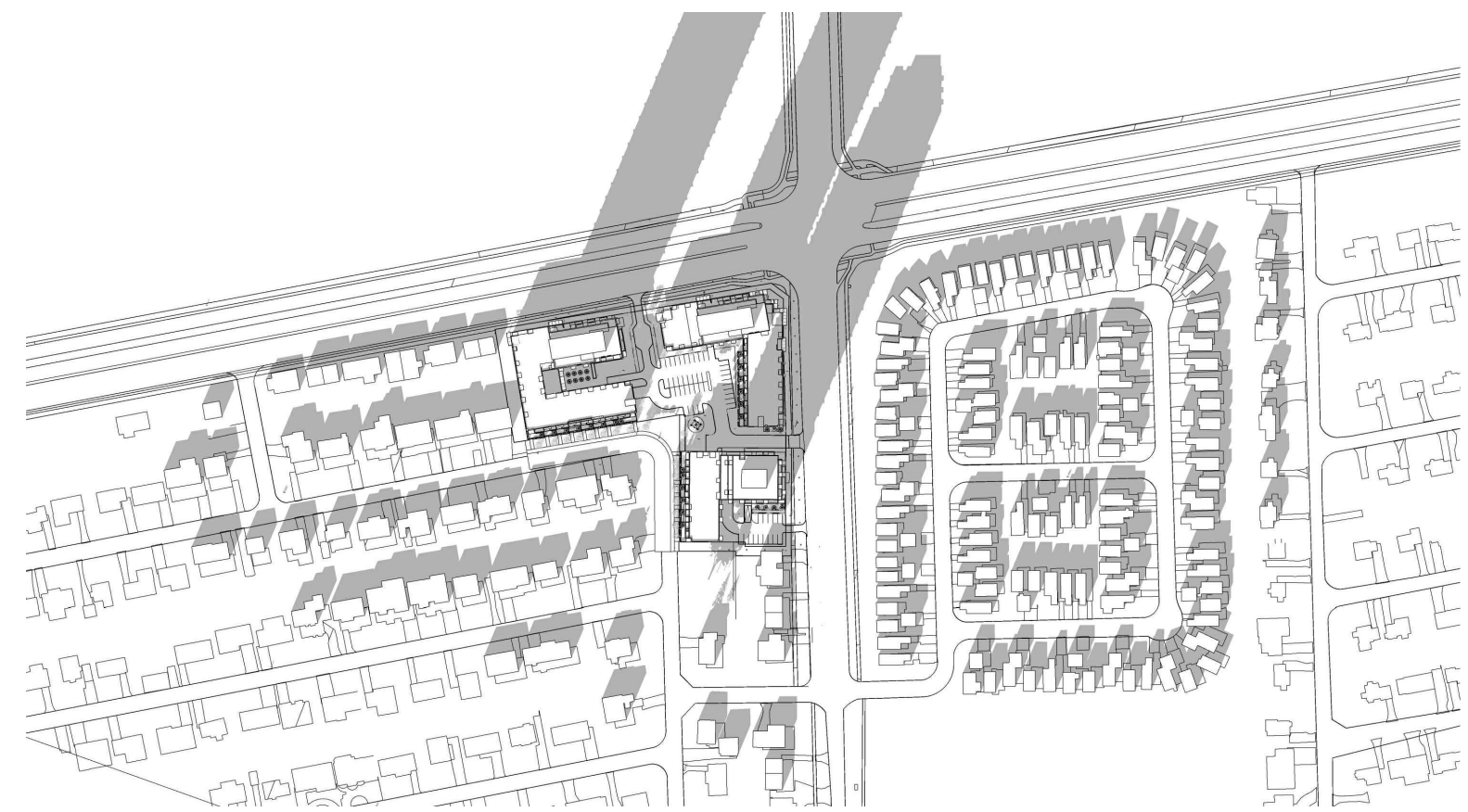
9:00 AM



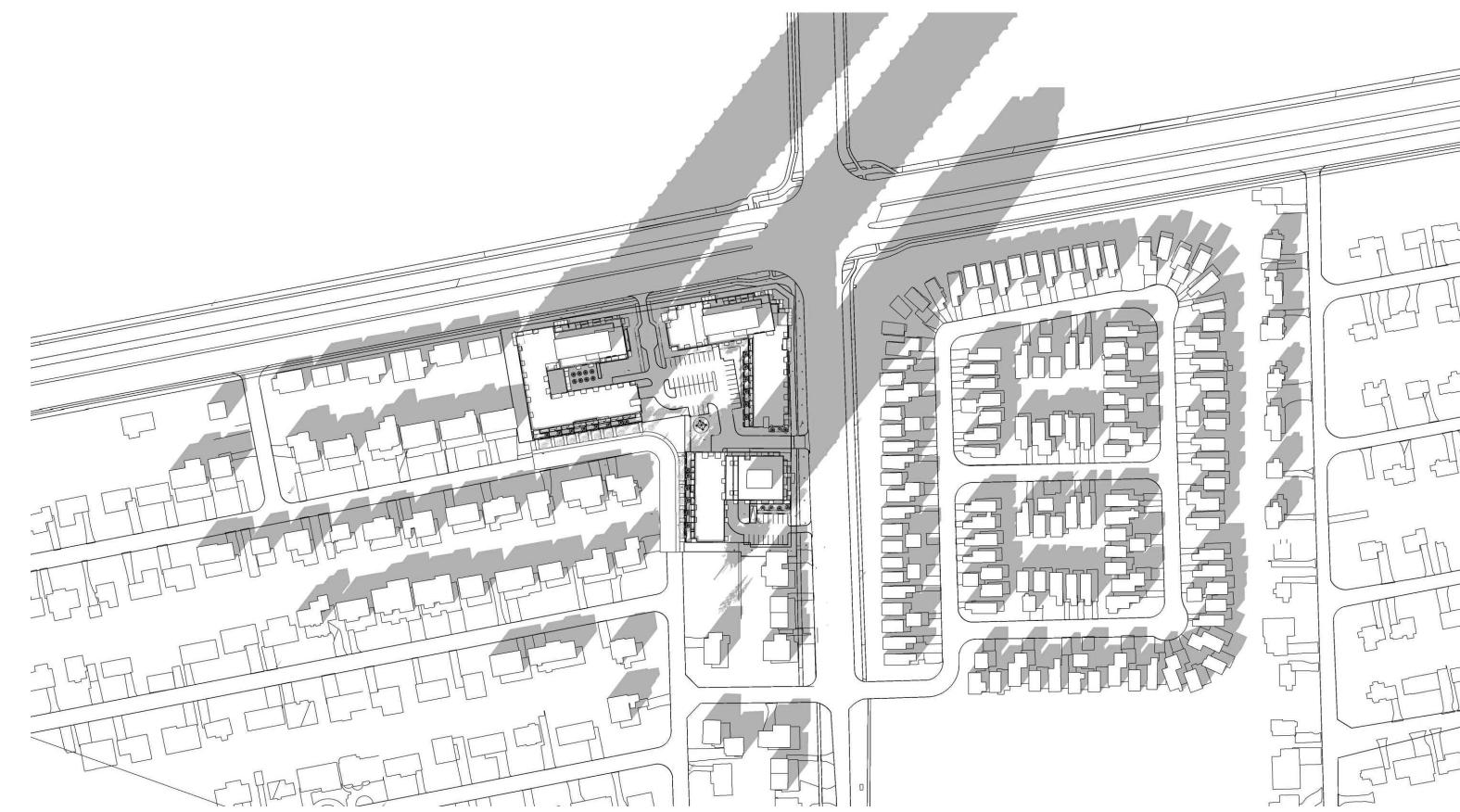
10:00 AM



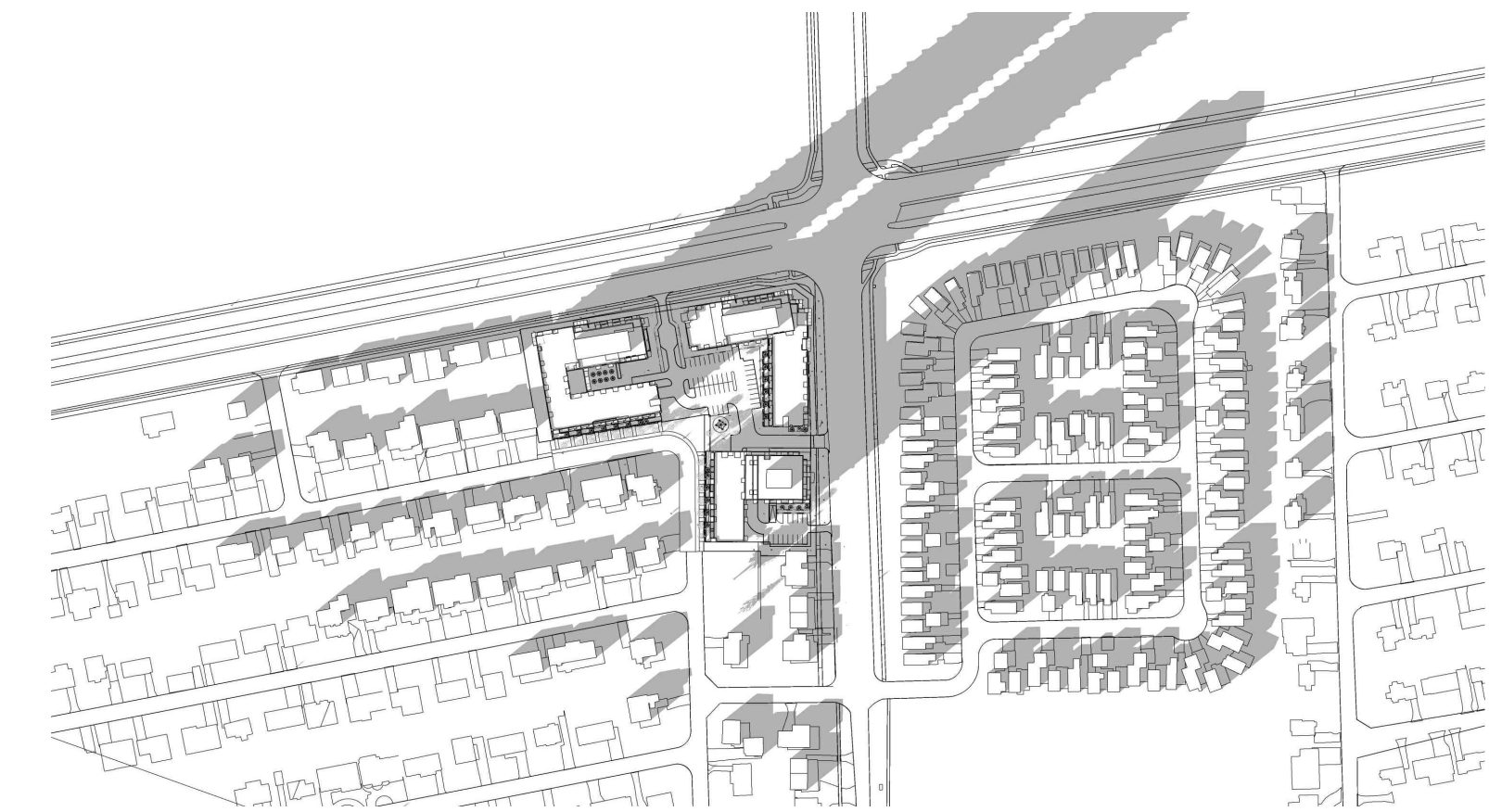
11:00 AM



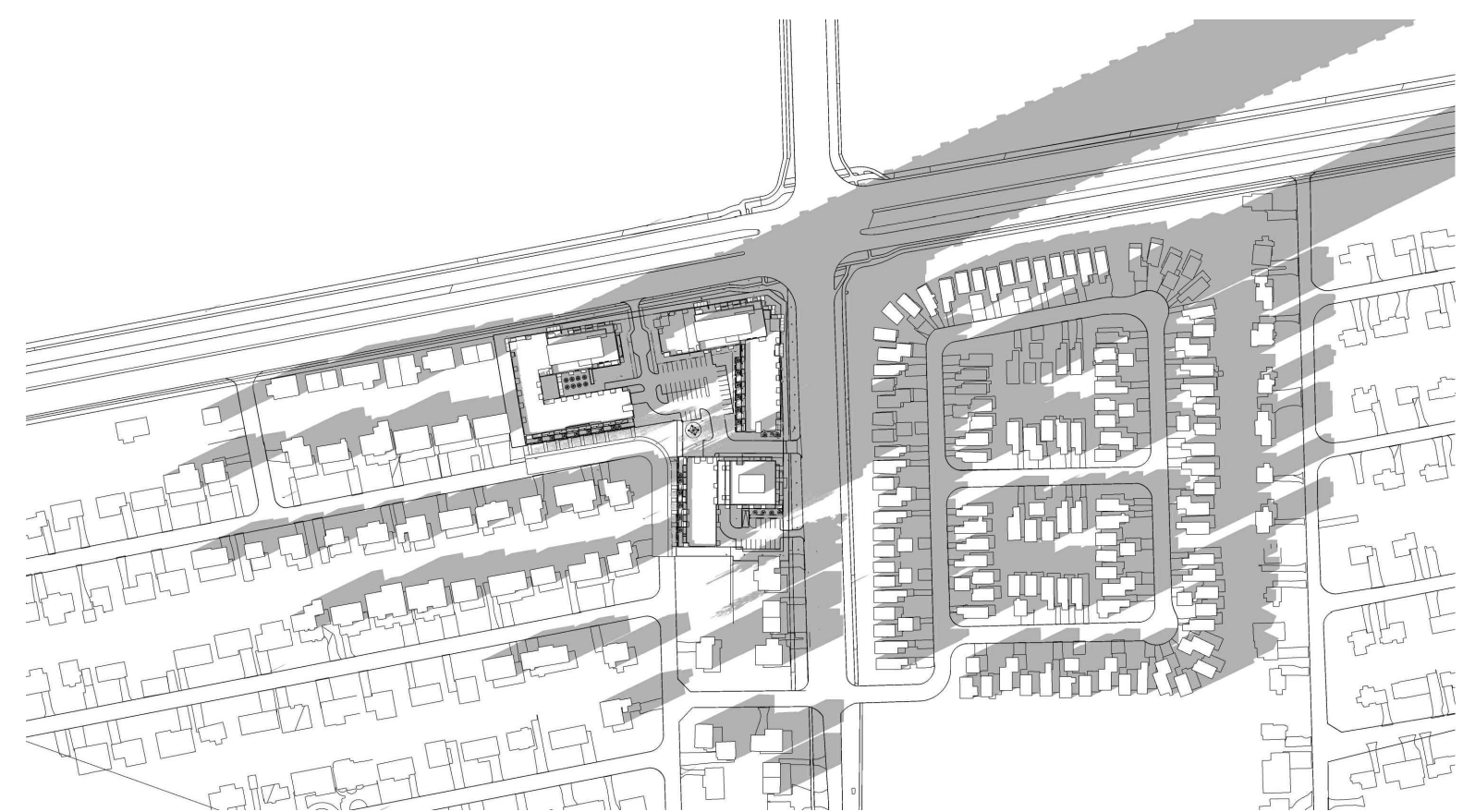
12:00 PM



1:00 PM



2:00 PM



3:00 PM



IT IS THE RESPONSIBILITY OF THE APPROPRIATE CONTRACTOR TO CHECK AND VERIFY ALL DIMENSIONS ON SITE AND TO REPORT ALL ERRORS AND/OR OMISSIONS TO THE ARCHITECT.  
ALL CONTRACTORS MUST COMPLY WITH ALL PERTINENT CODES AND BY-LAWS.  
THIS DRAWING MAY NOT BE USED FOR CONSTRUCTION UNTIL SIGNED BY THE ARCHITECT.  
DO NOT SCALE DRAWINGS.  
COPYRIGHT RESERVED.

**NOTATION SYMBOLS:**

- ① INDICATES DRAWING NOTES, LISTED ON EACH SHEET.
- Ⓚ INDICATES ASSEMBLY TYPE; REFER TO TYPICAL ASSEMBLIES SCHEDULE.
- Ⓜ INDICATES WINDOW TYPE; REFER TO WINDOW ELEVATIONS AND DETAILS ON A900 SERIES.
- Ⓝ INDICATES DOOR TYPE; REFER TO DOOR SCHEDULE AND DETAILS ON A900 SERIES.

— DETAIL NUMBER  
① TITLE SCALE  
— DETAIL REFERENCE PAGE  
— DETAIL CROSS REFERENCE PAGE

No.	DESCRIPTION	DATE
3	REVISED AS PER ROUND 1 ZA COMMENTS	Sep. 29, 22
2	ISSUED FOR ZONING AMENDMENT APPLICATION	Mar. 16, 22
1	ISSUED FOR OWNER / CONSULTANT REVIEW	Mar. 10, 22

ARCHITECT SEAL:  NORTH ARROW: 

SEAL DATE: STAMP DATE

CLIENT:   
Theberge Developments Ltd.

ARCHITECT:  
**RODERICK LAHEY**  
ARCHITECT INC  
56 Beech Street, Ottawa, Ontario K1S 3J6  
1.613.724.9932 1.613.724.1209 www.rodericklahey.ca

PROJECT TITLE:  
**780 Baseline Road**  
OTTAWA ONTARIO

SHEET TITLE:  
**SHADOW STUDY  
DECEMBER 21**

DRAWN: RLA	CHECKED: RLA
SCALE: NTS	SHEET No. <b>A402</b>
PROJECT No. 2131	

Plan No.: # \_\_\_\_\_