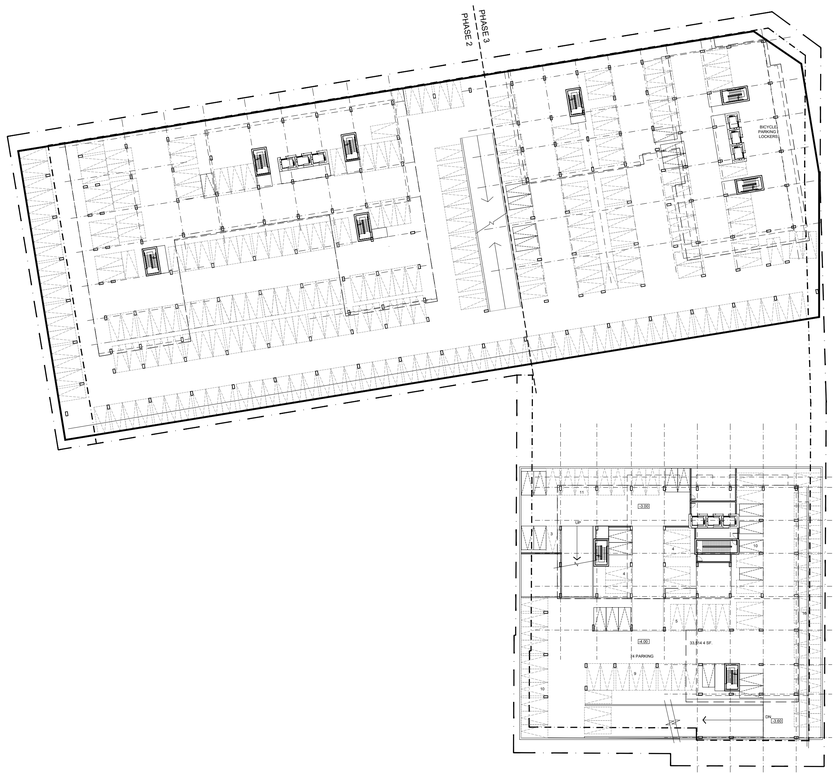

01 A100 **P1 LEVEL**
FLOOR PLAN

SCALE: 1:500

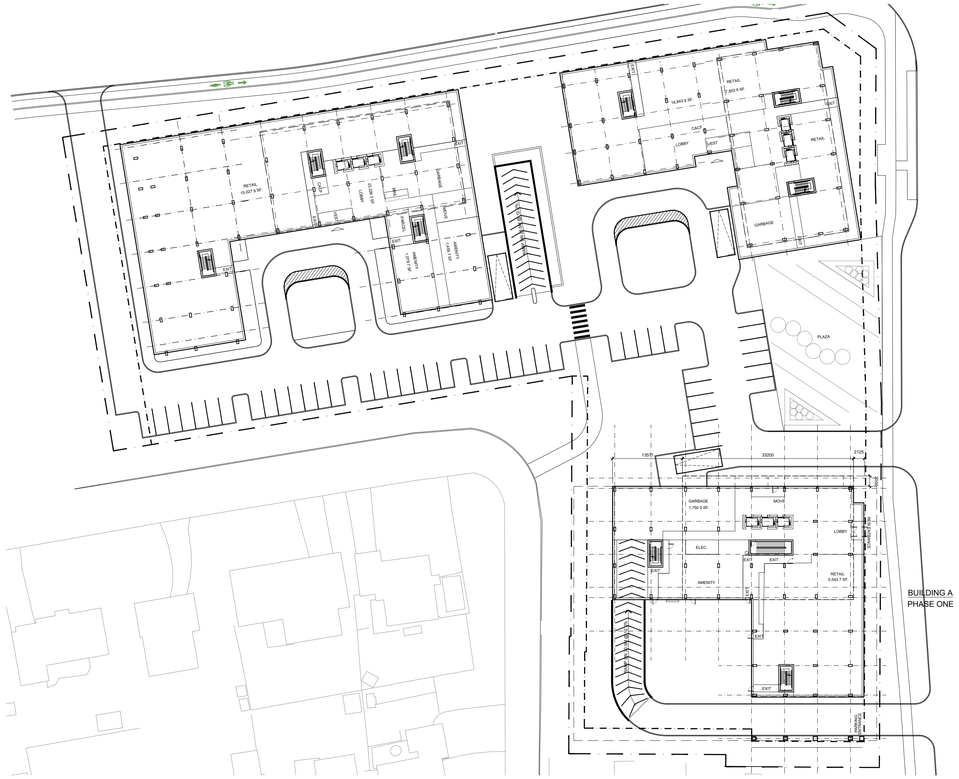

02 A100 **GROUND**
FLOOR PLAN

SCALE: 1:500

03 A100 **2ND - 3RD LEVEL**
FLOOR PLAN

SCALE: 1:500

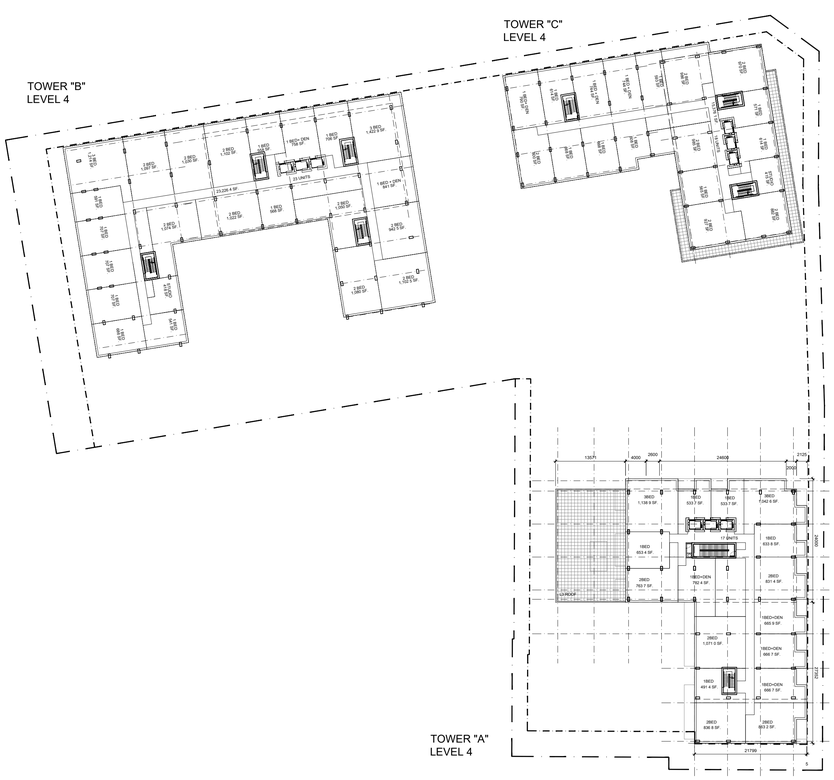

04 A100 **4TH LEVEL**
FLOOR PLAN

SCALE: 1:500

IT IS THE RESPONSIBILITY OF THE APPROPRIATE CONTRACTOR TO CHECK AND VERIFY ALL DIMENSIONS ON SITE AND TO REPORT ALL ERRORS AND/OR OMISSIONS TO THE ARCHITECT.

ALL CONTRACTORS MUST COMPLY WITH ALL PERTINENT CODES AND BY-LAWS.

THIS DRAWING MAY NOT BE USED FOR CONSTRUCTION UNTIL SIGNED BY THE ARCHITECT.

DO NOT SCALE DRAWINGS.

COPYRIGHT RESERVED.

NOTATION SYMBOLS:

- 00 — INDICATES DRAWING NOTES, LISTED ON EACH SHEET.
- 00 — INDICATES ASSEMBLIE TYPE; REFER TO TYPICAL ASSEMBLIES SCHEDUAL.
- 00 — INDICATES WINDOW TYPE; REFER TO WINDOW ELEVATIONS AND DETAILS ON A900 SERIES.
- 000 — INDICATES DOOR TYPE; REFER TO DOOR SCHEDULE AND DETAILS ON A900 SERIES.
- 00 / 00000000 — DETAIL NUMBER / TITLE / SCALE / DETAIL REFERENCE PAGE / DETAIL CROSS REFERENCE PAGE

No.	DESCRIPTION	DATE
8		
7		
6		
5		
4		
3		
2	ISSUED FOR ZONING AMENDMENT APPLICATION	Mar. 16, 22
1	ISSUED FOR OWNER / CONSULTANT REVIEW	Mar. 10, 22

REVISIONS:

ARCHITECT SEAL:
ONTARIO ASSOCIATION OF ARCHITECTS
RODERICK J. LAHEY
LICENCE 4375
SEAL DATE: STAMP DATE

NORTH ARROW:

CLIENT:
THEBERGE HOMES
Theberge Developments Ltd.

ARCHITECT:
RODERICKLAHEY
ARCHITECT INC
56 Beech Street, Ottawa, Ontario K1S 3J6
t.613.724.9932 f.613.724.1209 www.rodericklahey.ca

PROJECT TITLE:
780 Baseline Road
OTTAWA ONTARIO

SHEET TITLE:
FLOOR PLANS

DRAWN:	CHECKED:
RLA	RLA
SCALE: AS SHOWN	SHEET No. A100
PROJECT No. 2131	

PEN STYLE: RLA.ctb
PAPER SIZE: ISO A4 (210.00 X 297.00 MM)
PLOT SCALE: 1:1285.1
PLOT DATE: Tuesday, May 16th, 2022
F:\2021\2131 - Baseline & Fisher\01 Design Development\02 Concept Design\01 CAD\2131 - Baseline And Fisher - PLAN 2022 04 26.dwg
D07-12-_____

Plan No.: # _____

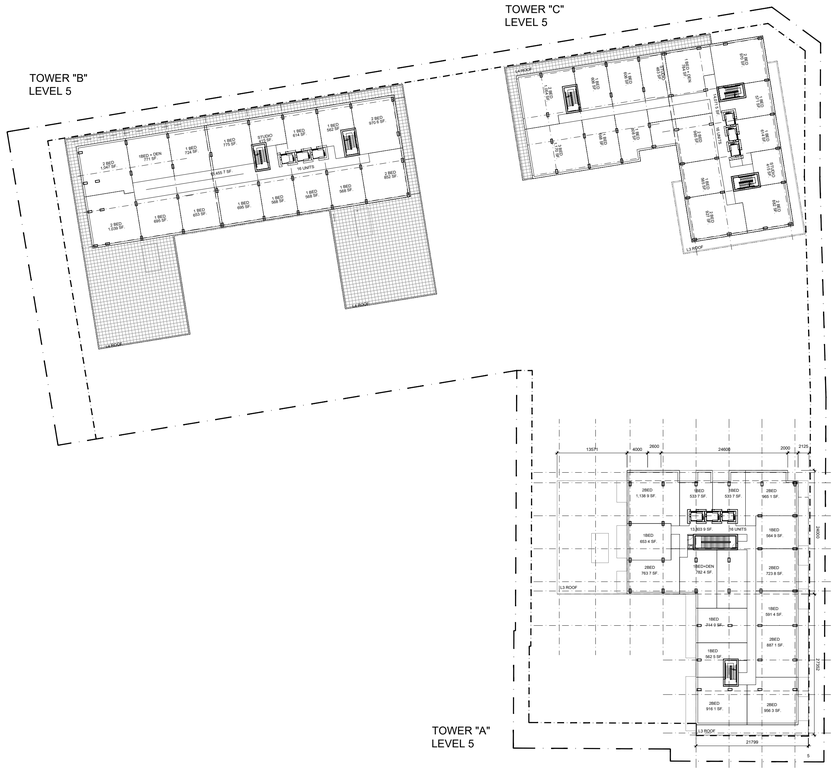

05 A101 **5TH LEVEL**
FLOOR PLAN
SCALE: 1:500

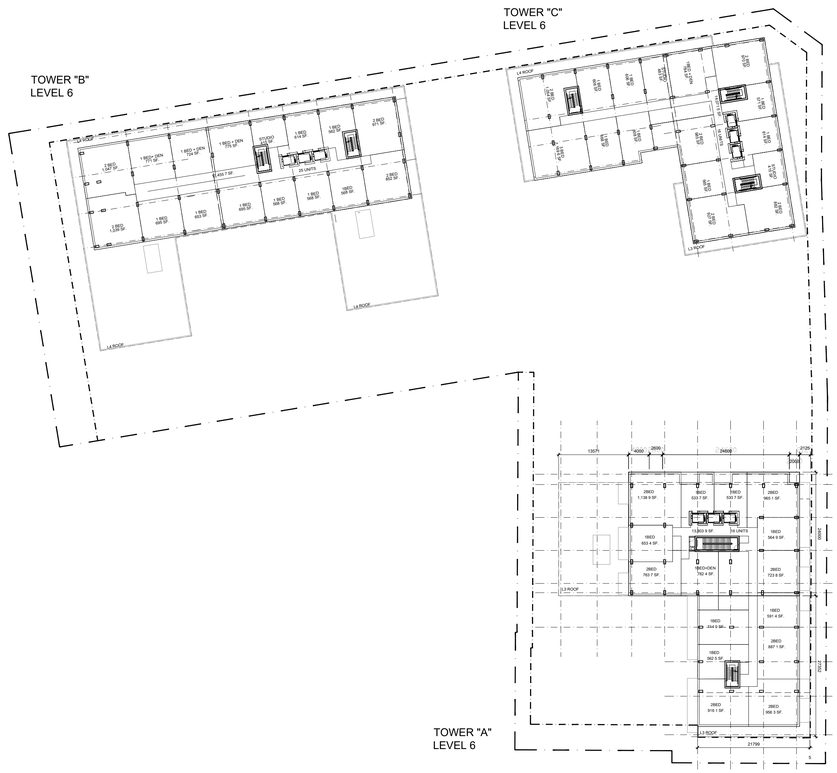

06 A101 **6TH LEVEL**
FLOOR PLAN
SCALE: 1:500

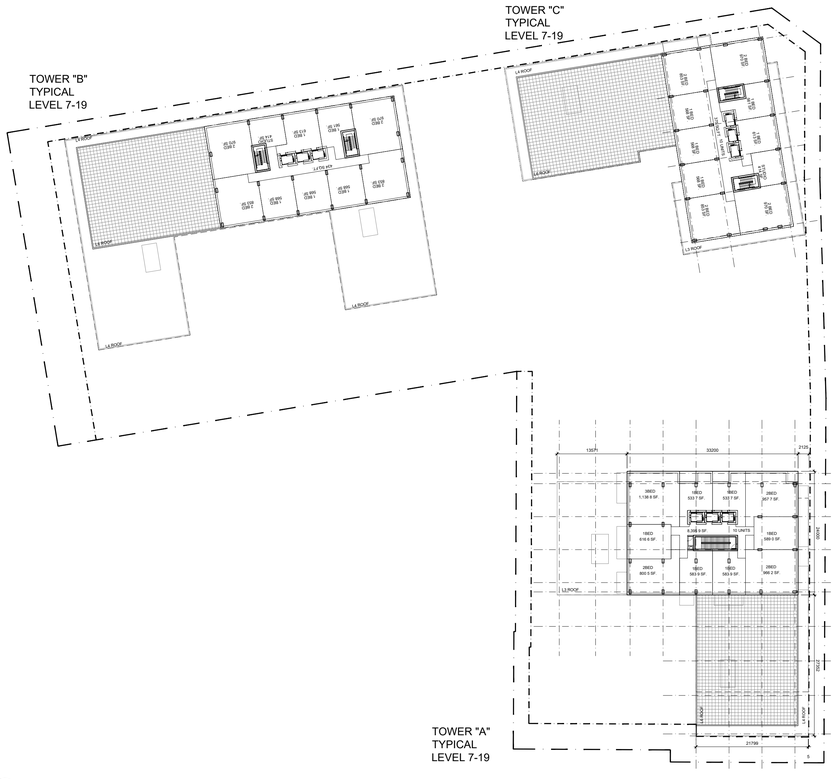

07 A101 **7TH - 19TH**
FLOOR PLAN
SCALE: 1:500

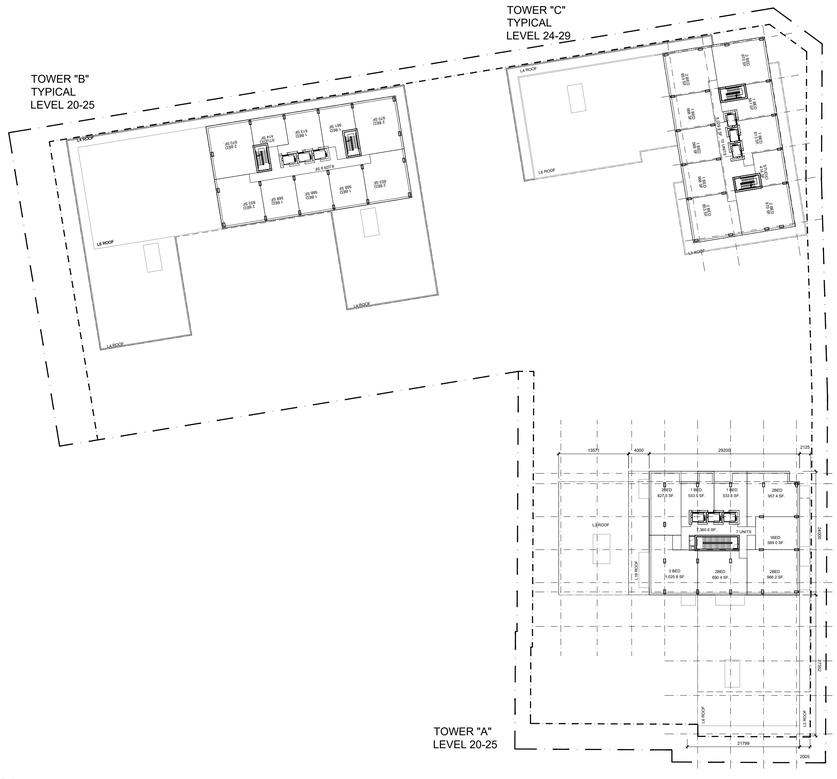

08 A101 **UPPER LEVEL**
FLOOR PLAN
SCALE: 1:500

IT IS THE RESPONSIBILITY OF THE APPROPRIATE CONTRACTOR TO CHECK AND VERIFY ALL DIMENSIONS ON SITE AND TO REPORT ALL ERRORS AND/OR OMISSIONS TO THE ARCHITECT.

ALL CONTRACTORS MUST COMPLY WITH ALL PERTINENT CODES AND BY-LAWS.

THIS DRAWING MAY NOT BE USED FOR CONSTRUCTION UNTIL SIGNED BY THE ARCHITECT.

DO NOT SCALE DRAWINGS.

COPYRIGHT RESERVED.

NOTATION SYMBOLS:

- 00 — INDICATES DRAWING NOTES, LISTED ON EACH SHEET.
- 00 — INDICATES ASSEMBLIE TYPE; REFER TO TYPICAL ASSEMBLIES SCHEDUAL.
- 00 — INDICATES WINDOW TYPE; REFER TO WINDOW ELEVATIONS AND DETAILS ON A900 SERIES.
- 000 — INDICATES DOOR TYPE; REFER TO DOOR SCHEDULE AND DETAILS ON A900 SERIES.
- 00 / A900 / A900 — TITLE — DETAIL NUMBER; SCALE; DETAIL REFERENCE PAGE; DETAIL CROSS REFERENCE PAGE

No.	DESCRIPTION	DATE
8		
7		
6		
5		
4		
3		
2	ISSUED FOR ZONING AMENDMENT APPLICATION	Mar. 16, 22
1	ISSUED FOR OWNER / CONSULTANT REVIEW	Mar. 10, 22

REVISIONS:

ARCHITECT SEAL: ONTARIO ASSOCIATION OF ARCHITECTS — RODERICK J. LAHEY — LICENCE 4375
SEAL DATE: STAMP DATE

NORTH ARROW:

CLIENT: THEBERGE HOMES
Theberge Developments Ltd.

ARCHITECT:
RODERICK LAHEY ARCHITECT INC
56 Beech Street, Ottawa, Ontario K1S 3J6
t.613.724.9932 f.613.724.1209 www.rodericklahey.ca

PROJECT TITLE:
780 Baseline Road
OTTAWA ONTARIO

SHEET TITLE:
FLOOR PLANS

DRAWN:	CHECKED:
RLA	RLA
SCALE: AS SHOWN	SHEET No. A101
PROJECT No. 2131	

PEN STYLE: RLA.ctb
PAPER SIZE: ISO A4 (210.00 X 297.00 MM)
PLOT SCALE: 1:1285.1
F:\2021\2131 - Baseline & Fisher\01 Design Development\02 Concept Design\01 CAD\2131 - Baseline And Fisher - PLAN 2022 04 26.dwg
PLOT DATE: Tuesday, May 16th, 2022
D07-12-__-__

Plan No.: # _____