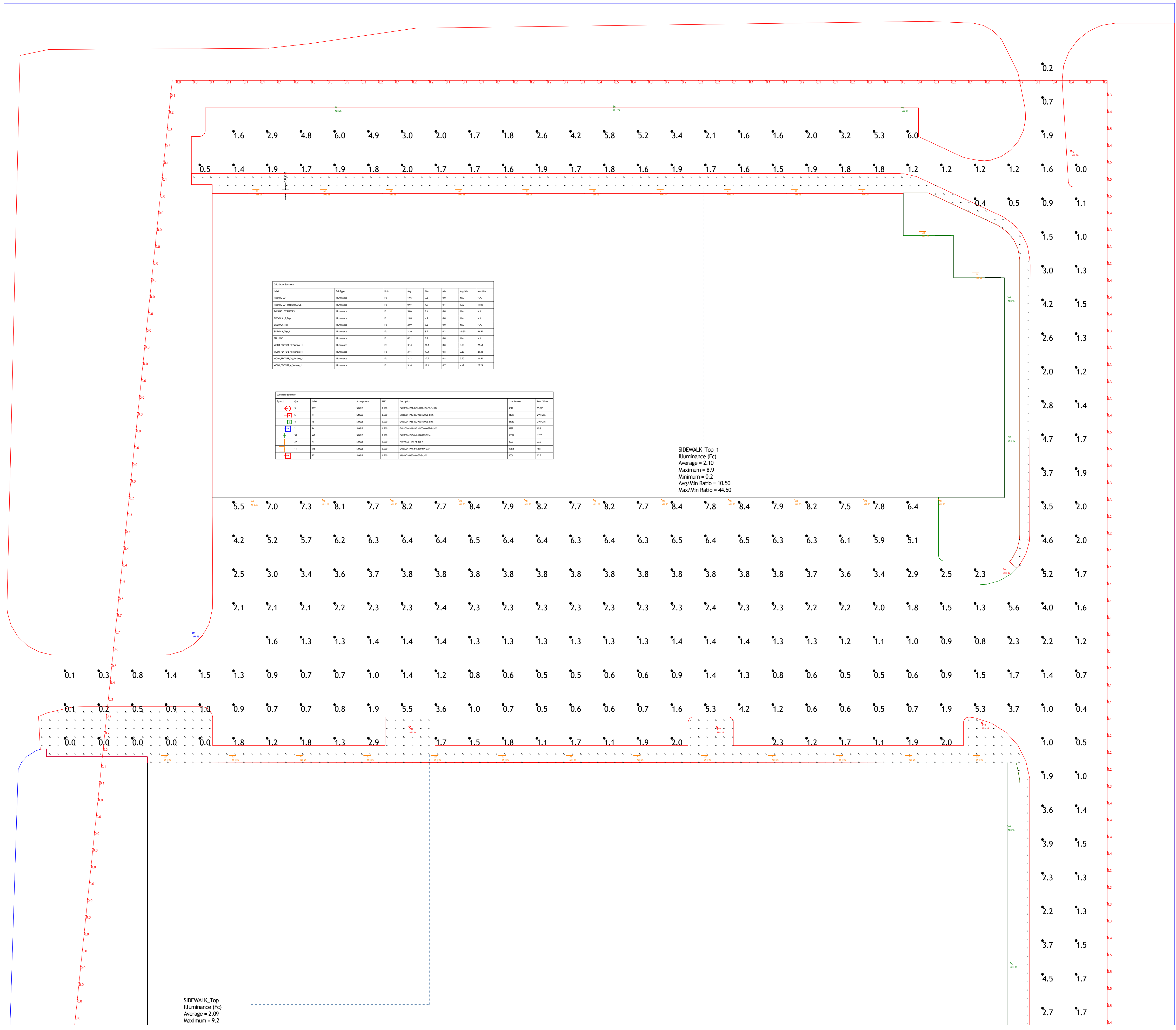


MVP LIGHTING  
 Stewart Impey | Principal  
 o: 613-800-9909 ext #3  
 c: 613-282-0997

Drawn By:  
 Checked By:  
 Date: 2021-03-01  
 Scale:

WALKLEY CONROY WAREHOUSES - MANULIFE

MVPWNC10301D




Label	Qty	Unit	Watt	Vol	Am	Hz	Beam	Height	Beam	Area
PARCEL 01	1	Fixture	100	120	0.83	60	100	10	100	100
PARCEL 02	1	Fixture	100	120	0.83	60	100	10	100	100
PARCEL 03	1	Fixture	100	120	0.83	60	100	10	100	100
PARCEL 04	1	Fixture	100	120	0.83	60	100	10	100	100
PARCEL 05	1	Fixture	100	120	0.83	60	100	10	100	100
PARCEL 06	1	Fixture	100	120	0.83	60	100	10	100	100
PARCEL 07	1	Fixture	100	120	0.83	60	100	10	100	100
PARCEL 08	1	Fixture	100	120	0.83	60	100	10	100	100
PARCEL 09	1	Fixture	100	120	0.83	60	100	10	100	100
PARCEL 10	1	Fixture	100	120	0.83	60	100	10	100	100
PARCEL 11	1	Fixture	100	120	0.83	60	100	10	100	100
PARCEL 12	1	Fixture	100	120	0.83	60	100	10	100	100
PARCEL 13	1	Fixture	100	120	0.83	60	100	10	100	100
PARCEL 14	1	Fixture	100	120	0.83	60	100	10	100	100
PARCEL 15	1	Fixture	100	120	0.83	60	100	10	100	100
PARCEL 16	1	Fixture	100	120	0.83	60	100	10	100	100
PARCEL 17	1	Fixture	100	120	0.83	60	100	10	100	100
PARCEL 18	1	Fixture	100	120	0.83	60	100	10	100	100
PARCEL 19	1	Fixture	100	120	0.83	60	100	10	100	100
PARCEL 20	1	Fixture	100	120	0.83	60	100	10	100	100

Label	Qty	Unit	Watt	Vol	Am	Hz	Beam	Height	Beam	Area
PARCEL 01	1	Fixture	100	120	0.83	60	100	10	100	100
PARCEL 02	1	Fixture	100	120	0.83	60	100	10	100	100
PARCEL 03	1	Fixture	100	120	0.83	60	100	10	100	100
PARCEL 04	1	Fixture	100	120	0.83	60	100	10	100	100
PARCEL 05	1	Fixture	100	120	0.83	60	100	10	100	100
PARCEL 06	1	Fixture	100	120	0.83	60	100	10	100	100
PARCEL 07	1	Fixture	100	120	0.83	60	100	10	100	100
PARCEL 08	1	Fixture	100	120	0.83	60	100	10	100	100
PARCEL 09	1	Fixture	100	120	0.83	60	100	10	100	100
PARCEL 10	1	Fixture	100	120	0.83	60	100	10	100	100
PARCEL 11	1	Fixture	100	120	0.83	60	100	10	100	100
PARCEL 12	1	Fixture	100	120	0.83	60	100	10	100	100
PARCEL 13	1	Fixture	100	120	0.83	60	100	10	100	100
PARCEL 14	1	Fixture	100	120	0.83	60	100	10	100	100
PARCEL 15	1	Fixture	100	120	0.83	60	100	10	100	100
PARCEL 16	1	Fixture	100	120	0.83	60	100	10	100	100
PARCEL 17	1	Fixture	100	120	0.83	60	100	10	100	100
PARCEL 18	1	Fixture	100	120	0.83	60	100	10	100	100
PARCEL 19	1	Fixture	100	120	0.83	60	100	10	100	100
PARCEL 20	1	Fixture	100	120	0.83	60	100	10	100	100

SIDEWALK\_Top\_1  
Illuminance (fc)  
Average = 2.10  
Maximum = 8.9  
Minimum = 0.2  
Avg/Min Ratio = 10.50  
Max/Min Ratio = 44.50


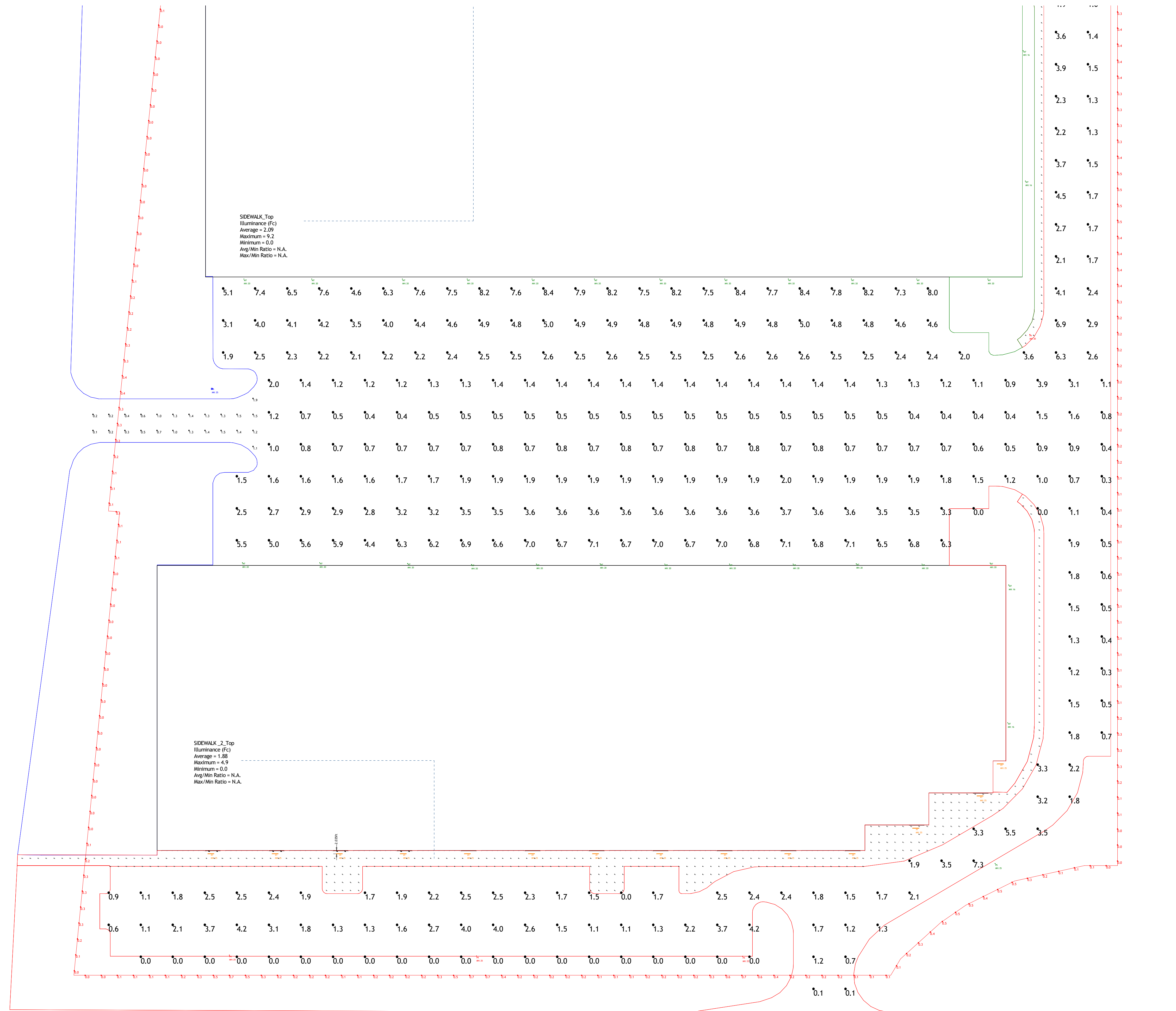
SIDEWALK\_Top  
Illuminance (fc)  
Average = 2.09  
Maximum = 9.2



MVP LIGHTING  
Stewart Impey | Principal  
o: 613-800-9909 ext #3  
c: 613-282-0997

Drawn By:  
Checked By:  
Date: 2021-03-01  
Scale:

WALKLEY CONROY WAREHOUSES - MANULIFE  
MVPWNC10301D



MVP LIGHTING  
 Stewart Impey | Principal  
 o: 613-800-9909 ext #3  
 c: 613-282-0997

Drawn By:  
 Checked By:  
 Date: 2021-03-01  
 Scale:

WALKLEY CONROY WAREHOUSES - MANULIFE  
 MVPWNC10301D