



# EXTERIOR MATERIALS




**1**  
MASONRY - PERMACON  
LAFITT STONE  
COLOR RANGE MARGAUX BEIGE



**2**  
VERTICAL BOARD & BATTEN SIDING  
JAMESHARDIE  
SMOOTH COLOR WATERING CAN



**3**  
HORIZONTAL LAP SIDING  
JAMESHARDIE  
SMOOTH COLOR WATERING CAN



**4**  
VERTICAL LAP SIDING  
JAMESHARDIE  
COLOR OTTER BROWN



**5**  
SHINGLE  
JAMESHARDIE  
COLOR OTTER BROWN

**ELEVATION MATERIAL PERCENTAGE**  
ELEVATION AREA : 282.2 m<sup>2</sup> - (OPENING) = 165.7 m<sup>2</sup>  
OPENING AREA : 116.5 m<sup>2</sup>

**CLASS 1 & 2**  
MASONRY : 61 m<sup>2</sup> (37%)  
JAMESHARDIE : 104 m<sup>2</sup> (63%)



**FRONT ELEVATION**  
SCALE 1:150

TOWNHOUSE AB

## HAZELDEAN PROJECT

6171 HAZELDEAN ROAD, OTTAWA


ESQUISSE  
2059-0000-20

2020.09.09


# EXTERIOR MATERIALS




**1**  
 MASONRY - PERMACON  
 LAFITT STONE  
 COLOR RANGE MARGAUX BEIGE




**2**  
 VERTICAL BOARD & BATTEN SIDING  
 JAMESHARDIE  
 SMOOTH COLOR WATERING CAN



**3**  
 HORIZONTAL LAP SIDING  
 JAMESHARDIE  
 SMOOTH COLOR WATERING CAN



**4**  
 VERTICAL LAP SIDING  
 JAMESHARDIE  
 COLOR OTTER BROWN



**5**  
 SHINGLE  
 JAMESHARDIE  
 COLOR OTTER BROWN



TOWNHOUSE AB

**BACK ELEVATION**  
 SCALE 1:150

## HAZELDEAN PROJECT

6171 HAZELDEAN ROAD, OTTAWA

ESQUISSE  
 2059-0000-20

2020.09.09



Dessiné par : Tanya Nadeau  
 Conçu par : Christian Rheault


53 Boulevard St-Raymond, Suite 200-A  
 Gatineau, Québec, J8Y 1R8  
[www.lrarch.ca](http://www.lrarch.ca)

53 Boul. St-Raymond, Suite 200  
 Gatineau (Québec) J8Y 1R8  
 tel: 819.595.3626 / fax: 819.595.5053


# EXTERIOR MATERIALS




**1**  
 MASONRY - PERMACON  
 LAFITT STONE  
 COLOR RANGE MARGAUX BEIGE




**2**  
 VERTICAL BOARD & BATTEN SIDING  
 JAMESHARDIE  
 SMOOTH COLOR WATERING CAN



**3**  
 HORIZONTAL LAP SIDING  
 JAMESHARDIE  
 SMOOTH COLOR WATERING CAN



**4**  
 VERTICAL LAP SIDING  
 JAMESHARDIE  
 COLOR OTTER BROWN



**5**  
 SHINGLE  
 JAMESHARDIE  
 COLOR OTTER BROWN

**ELEVATION MATERIAL PERCENTAGE**  
 ELEVATION AREA : 95 m<sup>2</sup>  
 OPENING AREA : 7.6 m<sup>2</sup> (8%) include electrical panels



**RIGHT SIDE ELEVATION**  
 SCALE 1:150

TOWNHOUSE AB


## HAZELDEAN PROJECT

6171 HAZELDEAN ROAD, OTTAWA


ESQUISSE  
 2059-0000-20

2020.09.09


# EXTERIOR MATERIALS




**1**  
MASONRY - PERMACON  
LAFITT STONE  
COLOR RANGE MARGAUX BEIGE




**2**  
VERTICAL BOARD & BATTEN SIDING  
JAMESHARDIE  
SMOOTH COLOR WATERING CAN



**3**  
HORIZONTAL LAP SIDING  
JAMESHARDIE  
SMOOTH COLOR WATERING CAN



**4**  
VERTICAL LAP SIDING  
JAMESHARDIE  
COLOR OTTER BROWN



**5**  
SHINGLE  
JAMESHARDIE  
COLOR OTTER BROWN

**ELEVATION MATERIAL PERCENTAGE**  
ELEVATION AREA : 291.32 m<sup>2</sup> - (OPENING) = 184 m<sup>2</sup>  
OPENING AREA : 107.3 m<sup>2</sup>

**CLASS 1 & 2**  
MASONRY : 51.9 m<sup>2</sup> (28%)  
JAMESHARDIE : 132.1 m<sup>2</sup> (72%)



**FRONT ELEVATION**  
SCALE 1:150

TOWNHOUSE CD

## HAZELDEAN PROJECT

6171 HAZELDEAN ROAD, OTTAWA


ESQUISSE  
2059-0000-20

2020.09.09


# EXTERIOR MATERIALS




**1**  
 MASONRY - PERMACON  
 LAFITT STONE  
 COLOR RANGE MARGAUX BEIGE




**2**  
 VERTICAL BOARD & BATTEN SIDING  
 JAMESHARDIE  
 SMOOTH COLOR WATERING CAN



**3**  
 HORIZONTAL LAP SIDING  
 JAMESHARDIE  
 SMOOTH COLOR WATERING CAN



**4**  
 VERTICAL LAP SIDING  
 JAMESHARDIE  
 COLOR OTTER BROWN



**5**  
 SHINGLE  
 JAMESHARDIE  
 COLOR OTTER BROWN



**BACK ELEVATION**  
 SCALE 1:150

TOWNHOUSE CD

## HAZELDEAN PROJECT

6171 HAZELDEAN ROAD, OTTAWA


ESQUISSE  
 2059-0000-20

2020.09.09


# EXTERIOR MATERIALS




**1**  
 MASONRY - PERMACON  
 LAFITT STONE  
 COLOR RANGE MARGAUX BEIGE




**2**  
 VERTICAL BOARD & BATTEN SIDING  
 JAMESHARDIE  
 SMOOTH COLOR WATERING CAN



**3**  
 HORIZONTAL LAP SIDING  
 JAMESHARDIE  
 SMOOTH COLOR WATERING CAN



**4**  
 VERTICAL LAP SIDING  
 JAMESHARDIE  
 COLOR OTTER BROWN



**5**  
 SHINGLE  
 JAMESHARDIE  
 COLOR OTTER BROWN

**ELEVATION MATERIAL PERCENTAGE**  
 ELEVATION AREA : 86 m<sup>2</sup>  
 OPENING AREA : 5.9 m<sup>2</sup> (7%)

TOWNHOUSE CD



**RIGHT SIDE ELEVATION**  
 SCALE 1:150

## HAZELDEAN PROJECT

6171 HAZELDEAN ROAD, OTTAWA