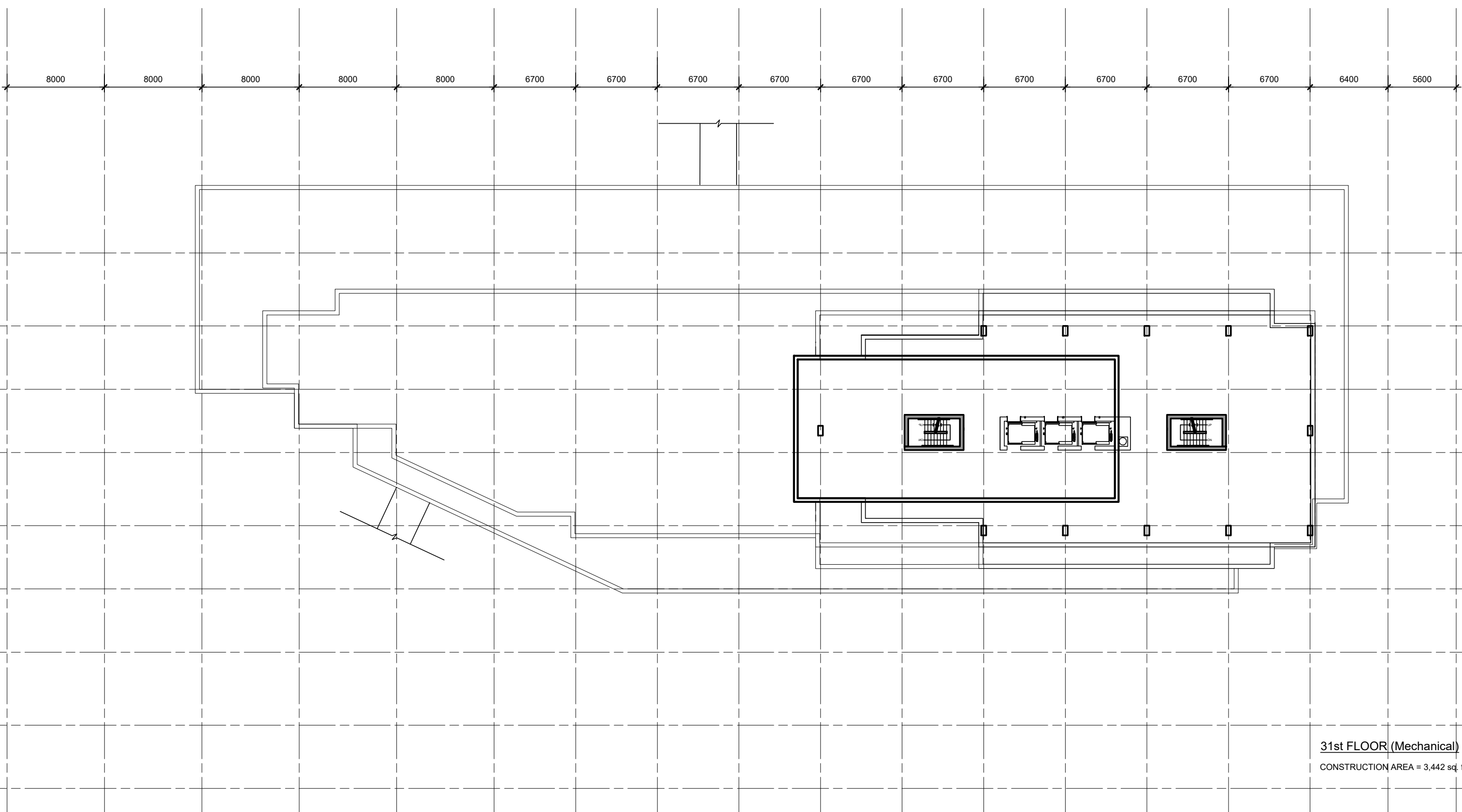


29th to 30th FLOOR
CITY GFA = 6079 SQ. FT.
CONSTRUCTION AREA = 8040 SQ. FT.
COMMON AREA = 1,500 SQ. FT.



31st FLOOR (Mechanical)
CONSTRUCTION AREA = 3,442 sq. ft.

PARKING P2 FLOOR PLAN

MECHNICAL FLOOR PLAN

IT IS THE RESPONSIBILITY OF THE APPROPRIATE CONTRACTOR TO CHECK AND VERIFY ALL DIMENSIONS ON SITE AND TO REPORT ALL ERRORS AND/OR OMISSIONS TO THE ARCHITECT.
ALL CONTRACTORS MUST COMPLY WITH ALL PERTINENT CODES AND BY-LAWS.
THIS DRAWING MAY NOT BE USED FOR CONSTRUCTION UNTIL SIGNED BY THE ARCHITECT.
DO NOT SCALE DRAWINGS.
COPYRIGHT RESERVED.

NOTATION SYMBOLS:


- INDICATES DRAWING NOTES, LISTED ON EACH SHEET.
- INDICATES ASSEMBLY TYPE; REFER TO TYPICAL ASSEMBLIES SCHEDULE.
- INDICATES WINDOW TYPE; REFER TO WINDOW ELEVATIONS AND DETAILS ON A900 SERIES.
- INDICATES DOOR TYPE; REFER TO DOOR SCHEDULE AND DETAILS ON A500 SERIES.
- DETAIL NUMBER
- TITLE
- NOTE
- DETAIL REFERENCE PAGE
- DETAIL CROSS REFERENCE PAGE

ISSUED FOR ZONING AMENDMENT Sep. 23, 19

No. DESCRIPTION DATE

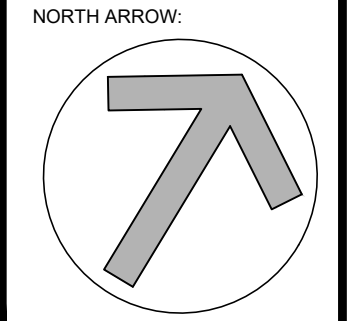
REVISIONS:

ARCHITECT SEAL:



SEAL DATE: STAMP DATE

NORTH ARROW:



CLIENT:



FIRST CAPITAL
Vos achats au quotidien

ARCHITECT:



roderick lahey architect inc.
56 beech street, ottawa, ontario K1S 3J6
t. 613.724.9932 f. 613.724.1209 rlaarchitecture.ca

PROJECT TITLE:

GLOUCESTER CENTER
1980 OGILVIE ROAD
OTTAWA ONTARIO

SHEET TITLE:

ELEVATIONS
PHASE 1

DRAWN: TZ	CHECKED: R.V.
SCALE: 1:300	SHEET No.
PROJECT No. 1911	A-3