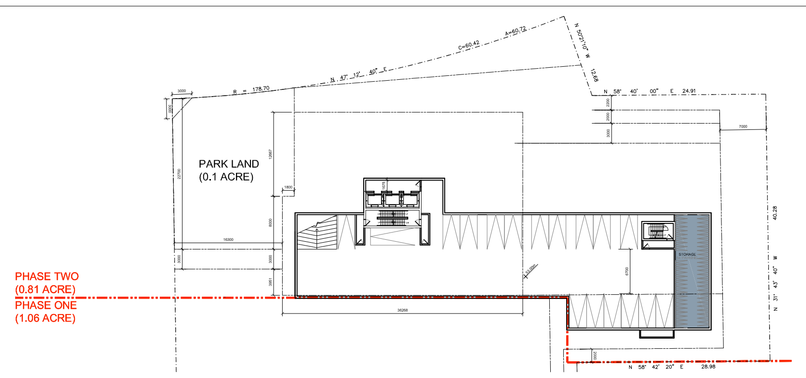

PHASE TWO

17 CAR PARKING

P4 FLOOR

FLOOR AREA (Construction Area)

984.8 SQ.M.
10601 SQ.FT.

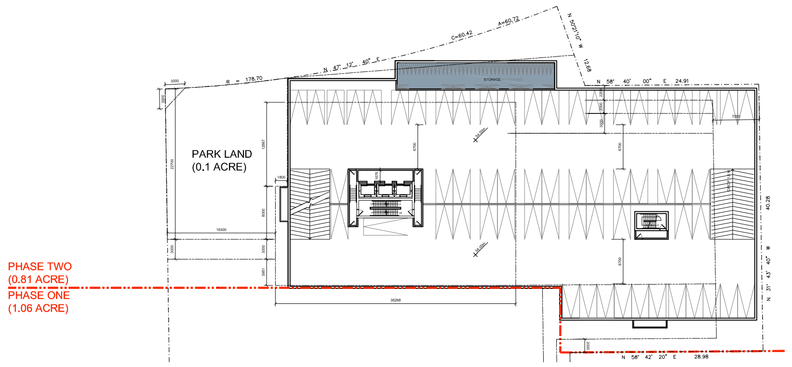

PHASE TWO

60 CAR PARKING

P3 FLOOR

FLOOR AREA (Construction Area)

2415.9 SQ.M.
26005 SQ.FT.

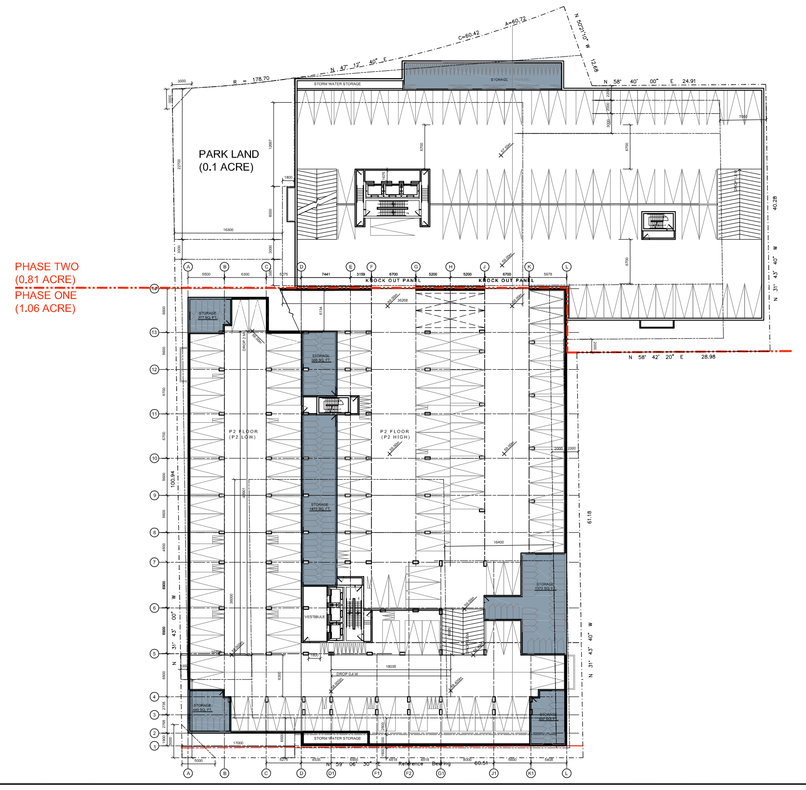

PHASE TWO

60 CAR PARKING

P2 FLOOR

FLOOR AREA (Construction Area)

2415.9 SQ.M.
26005 SQ.FT.

FLOOR AREA (Construction Area)

3914.1 SQ.M.
42132 SQ.FT.

STORAGE AREA

107 CAR PARKING

P3 FLOOR

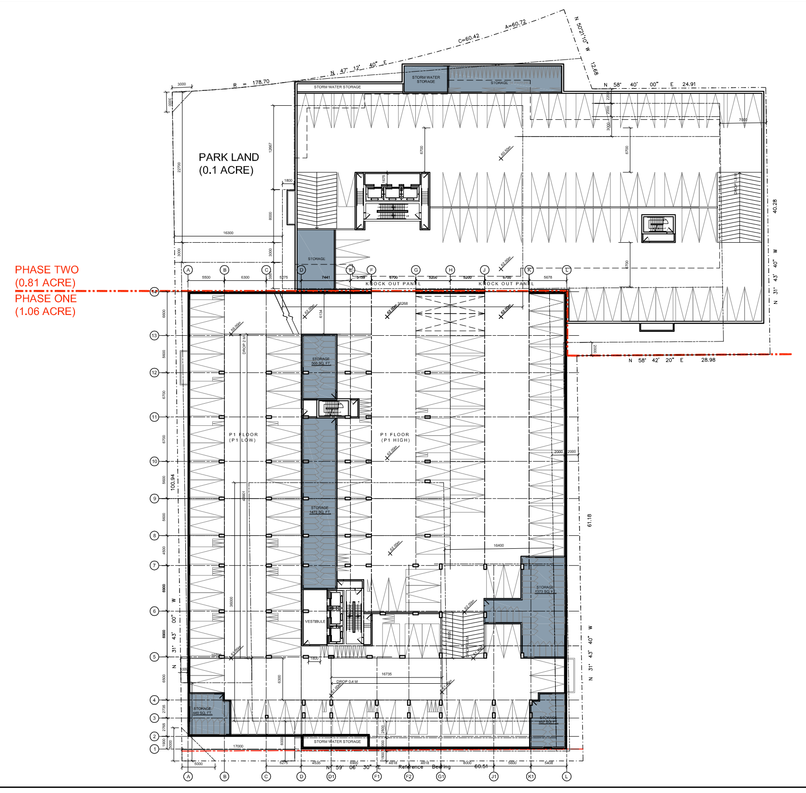

PHASE TWO

61 CAR PARKING

P1 FLOOR

FLOOR AREA (Construction Area)

2415.9 SQ.M.
26005 SQ.FT.

FLOOR AREA (Construction Area)

3914.1 SQ.M.
42132 SQ.FT.

STORAGE AREA

107 CAR PARKING

P2 FLOOR

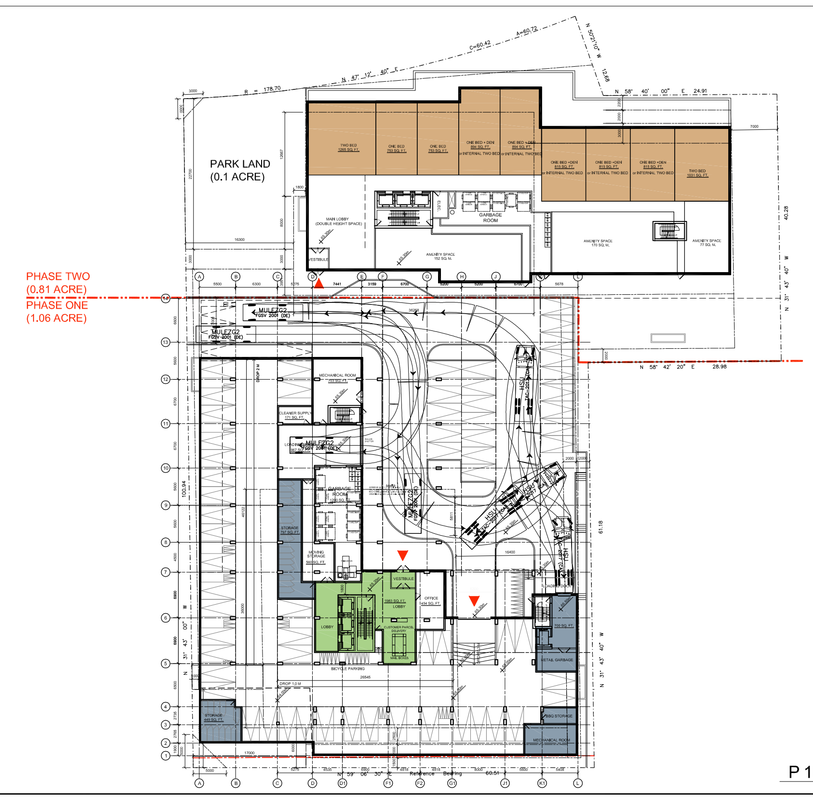

PHASE TWO

FLOOR AREA 1589.6 SQ.M.
17111 SQ.FT.

FLOOR AREA (Zoning Definition)

677.4 SQ.M.
7292 SQ.FT.

RESIDENTIAL AREA 7622 SQ.FT.

STUDIO	
ONE BED	2
ONE BED + DEN	5
TWO BED	2
TOTAL	9

GROUND FLOOR

FLOOR AREA (Construction Area)

2292.6 SQ.M.
24678 SQ.FT.

STORAGE AREA

65 CAR PARKING
(INCLUDING 21 OUTDOOR PARKING)

P1 FLOOR (LOWER ENTRANCE)

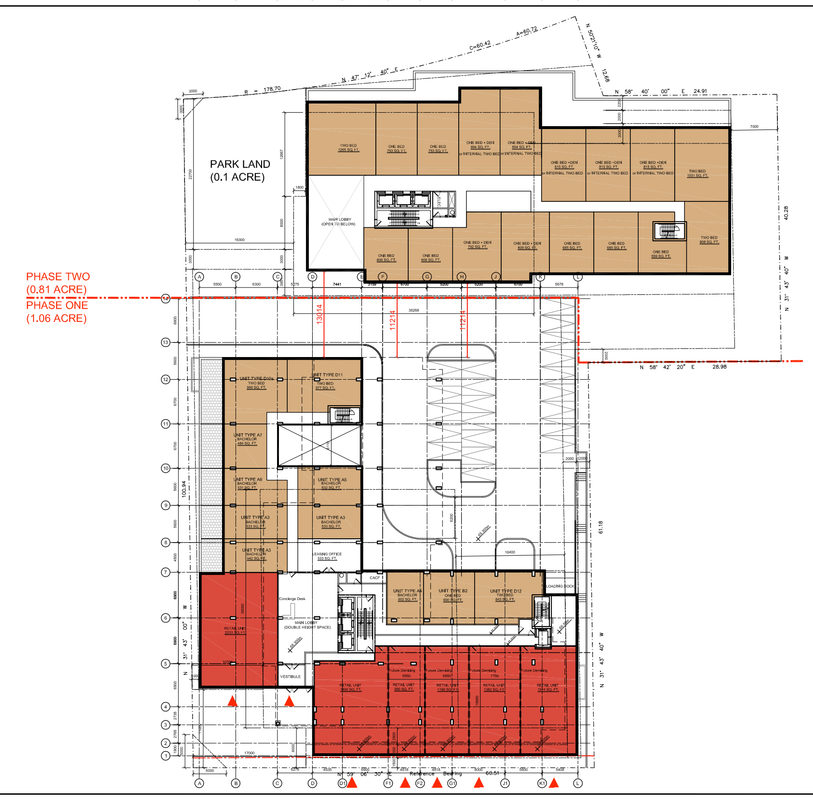

PHASE TWO

FLOOR AREA 1460.6 SQ.M.
15722 SQ.FT.

FLOOR AREA (Zoning Definition)

1173.4 SQ.M.
11635 SQ.FT.

RESIDENTIAL AREA 13172 SQ.FT.

STUDIO	
ONE BED	7
ONE BED + DEN	7
TWO BED	3
TOTAL	17

2ND FLOOR

FLOOR AREA (Zoning Definition)

1465.4 SQ.M.
15774 SQ.FT.

FLOOR AREA (Construction Area)

2013.6 SQ.M.
21675 SQ.FT.

RESIDENTIAL AREA 7455 SQ.FT.
RETAIL AREA 9257 SQ.FT.

STUDIO	7
ONE BED	
ONE BED + DEN	1
TWO BED	3
TOTAL	11

GROUND FLOOR RIDEAU

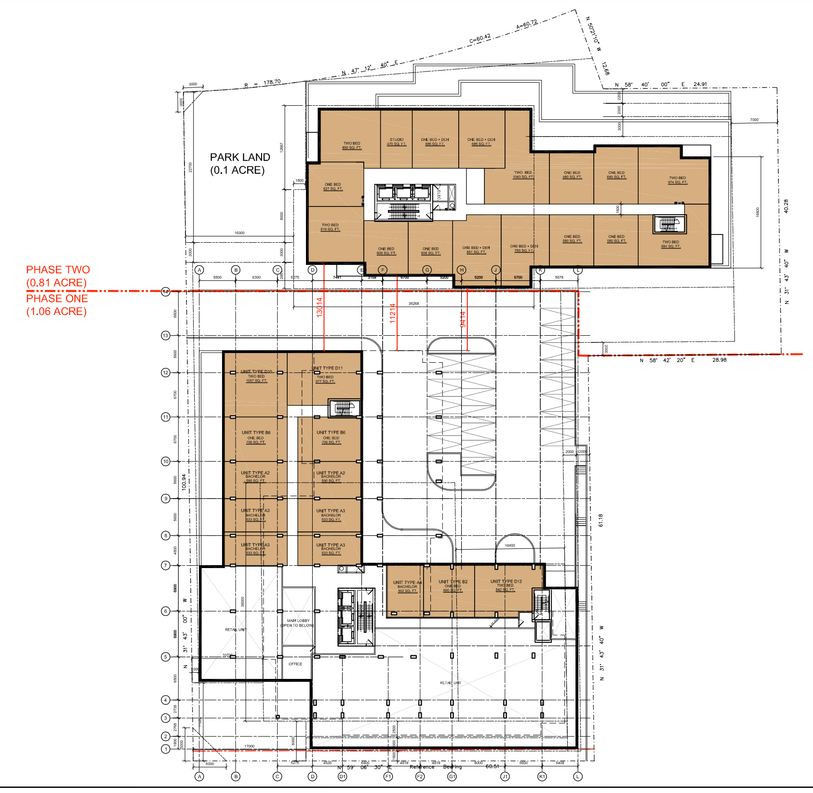

PHASE TWO

FLOOR AREA 1342.8 SQ.M.
14454 SQ.FT.

FLOOR AREA (Zoning Definition)

1081.2 SQ.M.
11638 SQ.FT.

RESIDENTIAL AREA 12233 SQ.FT.

STUDIO	1
ONE BED	7
ONE BED + DEN	4
TWO BED	5
TOTAL	17

3RD FLOOR

PHASE ONE

FLOOR AREA (Zoning Definition)

797.1 SQ.M.
8580 SQ.FT.

FLOOR AREA (Construction Area)

1138.1 SQ.M.
12251 SQ.FT.

RESIDENTIAL AREA 8813 SQ.FT.

STUDIO	7
ONE BED	2
ONE BED + DEN	1
TWO BED	3
TOTAL	13

GROUND FLOOR
MEZZANINE LEVEL

IT IS THE RESPONSIBILITY OF THE APPROPRIATE CONTRACTOR TO CHECK AND VERIFY ALL DIMENSIONS ON SITE AND TO REPORT ALL ERRORS AND/OR OMISSIONS TO THE ARCHITECT.

ALL CONTRACTORS MUST COMPLY WITH ALL PERTINENT CODES AND BY-LAWS.

THIS DRAWING MAY NOT BE USED FOR CONSTRUCTION UNTIL SIGNED BY THE ARCHITECT.

DO NOT SCALE DRAWINGS.

COPYRIGHT RESERVED.

NOTATION SYMBOLS:

- 00 — INDICATES DRAWING NOTES, LISTED ON EACH SHEET.
- 00 — INDICATES ASSEMBLIE TYPE; REFER TO TYPICAL ASSEMBLIES SCHEDULE.
- 00 — INDICATES WINDOW TYPE; REFER TO WINDOW ELEVATIONS AND DETAILS ON A900 SERIES.
- 000 — INDICATES DOOR TYPE; REFER TO DOOR SCHEDULE AND DETAILS ON A900 SERIES.
- 00 / 000/0000 — DETAIL NUMBER; TITLE; SCALE; DETAIL REFERENCE PAGE; DETAIL CROSS REFERENCE PAGE

No.	DESCRIPTION	DATE
3	ISSUED FOR SPA COMMENTS	July. 11, 19
2	ISSUED FOR SPA	April. 4, 19
1	ISSUED FOR DESIGN CONCEPT	Feb. 00, 19

REVISIONS:

ARCHITECT SEAL: ONTARIO ASSOCIATION OF ARCHITECTS — RODERICK LAHEY LICENCE 4375

SEAL DATE: STAMP DATE

NORTH ARROW:

CLIENT: TRINITY — DESIGN. DEVELOP. BUILD.

ARCHITECT:
rla/architecture
roderick lahey architect inc.
56 beech street, ottawa, ontario K1S 3J6
t.613.724.9932 f. 613.724.1209 rlaarchitecture.ca

PROJECT TITLE:

151 CHAPEL STREET
RIDEAU " CHAPEL
OTTAWA ONTARIO

SHEET TITLE:

FLOOR PLANS

DRAWN: J.S.	CHECKED: G.V.
SCALE: N/A	SHEET No. A-1
PROJECT No. 1833	

D07-12-19-0064