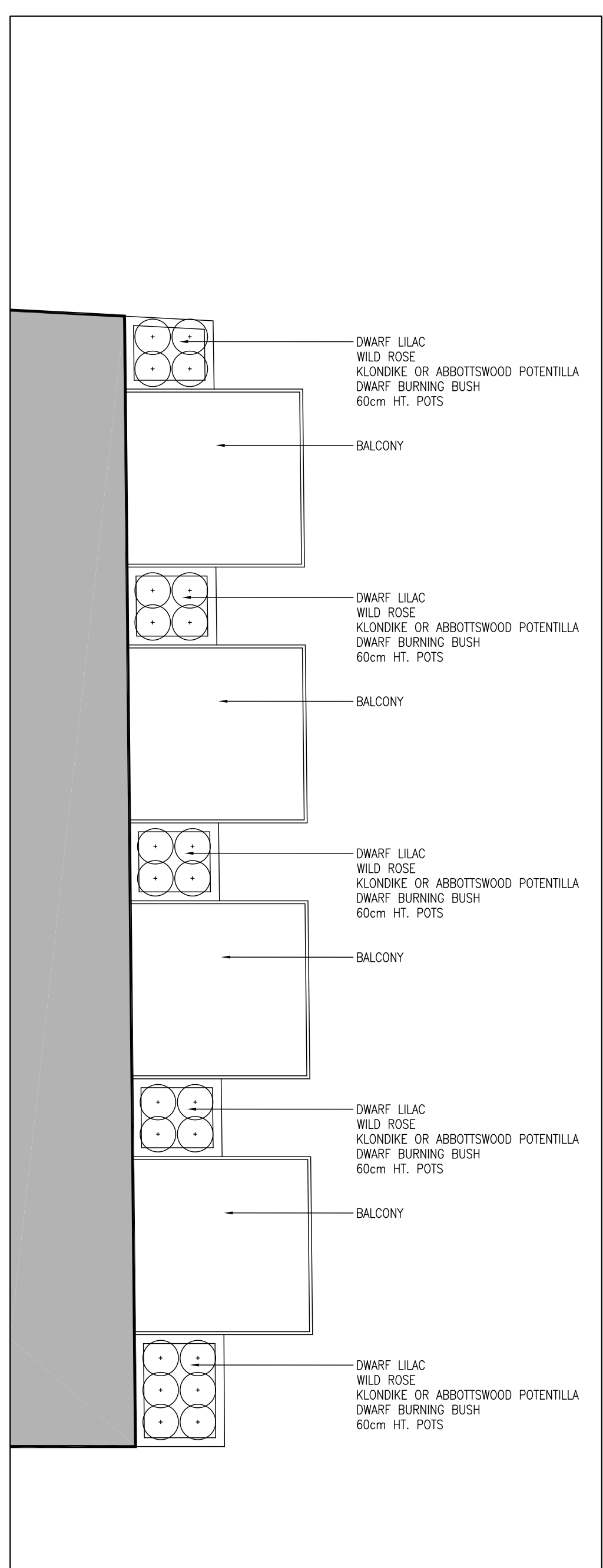
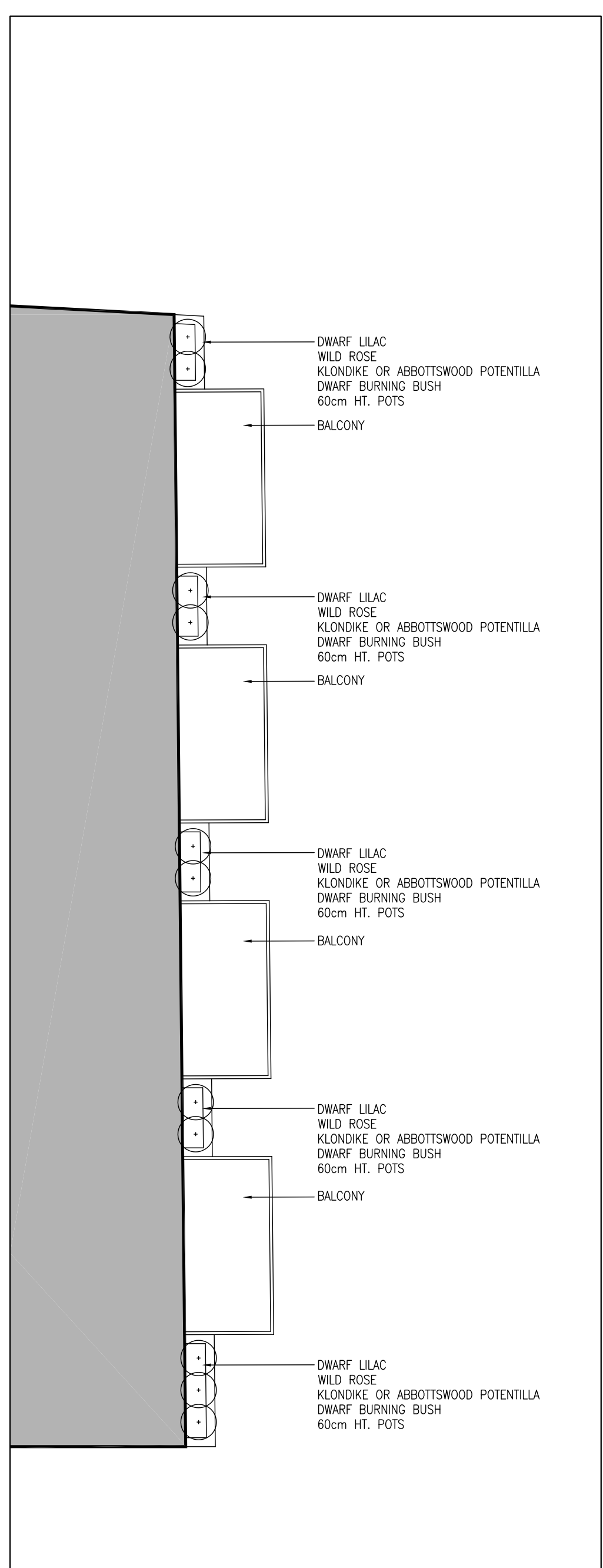


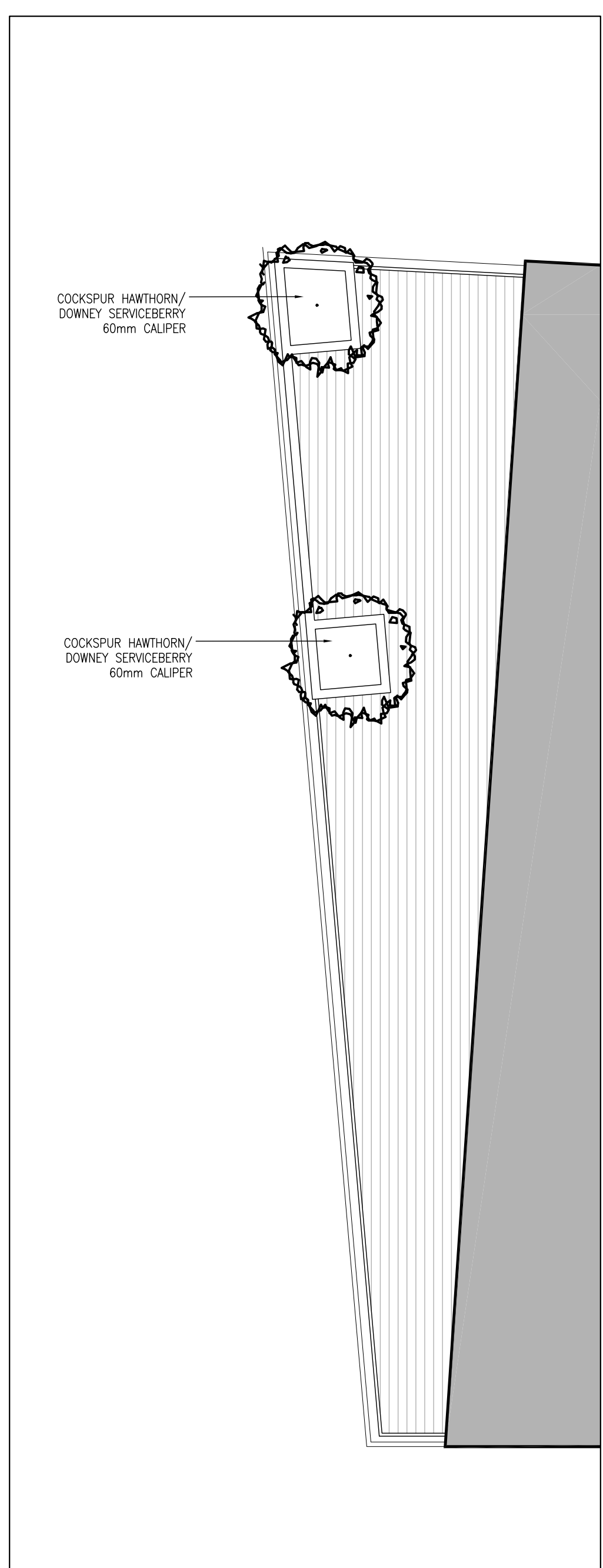
1 LEVEL 2 REAR TERRACE  
LP-02 SCALE: 1:75



2 LEVEL 5 REAR TERRACE  
LP-02 SCALE: 1:75



3 LEVEL 7 REAR TERRACE  
LP-02 SCALE: 1:75



4 LEVEL 7 FRONT TERRACE  
LP-02 SCALE: 1:75

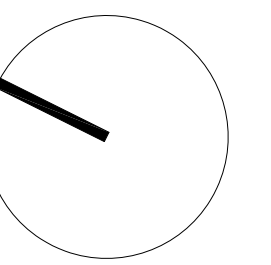
- GENERAL ARCHITECTURAL NOTES:
- This drawing is the property of the Architect and may not be reproduced or used without the expressed consent of the Architect.
  - Drawings are not to be scaled. The Contractor is responsible for checking and verifying all levels and dimensions and shall report all discrepancies to the Architect and obtain clarification prior to commencing work.
  - Upon notice in writing, the Architect will provide written/oral clarification or supplementary information regarding the intent of the Contract Documents.
  - The Architectural drawings are to be read in conjunction with all other Contract Documents including Project Manuals and the Structural, Mechanical and Electrical Drawings.
  - Positions of exposed or finished Mechanical or Electrical devices, fittings and returns are indicated on the Architectural Drawings. Locations shown on the Architectural Drawings shall govern over Mechanical and Electrical Drawings. Mechanical and Electrical items not clearly located will be located as directed by the Architect.
  - These documents are not to be used for construction unless specifically noted for such purpose.

**SURFACE**  
DEVELOPMENTS

REVISION RECORD

ISSUED FOR COORDINATION 2018-02-02

ISSUE RECORD



**project1**  
studio

Project1 Studio Incorporated  
[613.894.3538] | info@project1studio.ca

**1946 SCOTT**

1946 Scott Street  
Ottawa, ON

PROJ	SCALE	DRAWN	REVIEWED
1715	NOTED	LB	RMK

**TERRACES LANDSCAPE PLANS**

**LP-02**