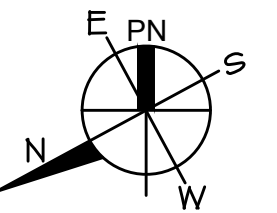


- DRAWING NOTES**
- 1 3" COMBUSTION AIR INTAKE AND VENTILATION TO ROOF ABOVE AND NATURAL GAS FROM ROOF ABOVE AND CONNECTED TO GAS FIRED HVAC UNIT C/W GAS SHUT-OFF VALVE.
 - 2 EXHAUST AIR DUCT, OPEN END IN CEILING SPACE FOR FUTURE TENANT CONNECTION FOR WASH ROOMS EXHAUST.
 - 3 OUTSIDE AIR SUPPLY, OPEN END IN CEILING SPACE CLOSE TO HVAC UNIT RETURN OPENING FOR FUTURE TENANT CONNECTION TO RETURN AIR DUCT.
 - 4 PROVIDE LINE VOLTAGE ROOM THERMOSTAT TO CONTROL EXHAUST FAN EF- 1.
 - 5 2" NATURAL GAS C/W GAS SHUT-OFF VALVE AND CAP FOR FUTURE TENANT USE.
 - 6 1 1/4" NATURAL GAS TO BE CONNECTED TO GAS FIRED HVAC UNIT C/W SHUT-OFF VALVE.
 - 7 10" X 10" DOUBLE DEFLECTION AIR TRANSFER GRILLES ON BOTH SIDES OF WALL C/W FIRE DAMPER.

LEGEND

—	SUPPLY / RETURN / EXHAUST AIR DUCT
⊖	PROGRAMMABLE HEAT / COOL ROOM THERMOSTAT
HVAC-#	HEATING, VENTILATION AND AIR CONDITIONING UNIT IDENTIFICATION NUMBER
ERV-#	ENTHALPY RECOVERY VENTILATOR IDENTIFICATION NUMBER
COND-#	AIR COOLED AIR CONDITIONING UNIT IDENTIFICATION NUMBER
WG-#	WALL WEATHER LOUVER IDENTIFICATION NUMBER
EF-#	EXHAUST AIR FAN IDENTIFICATION NUMBER
FD	FIRE DAMPER

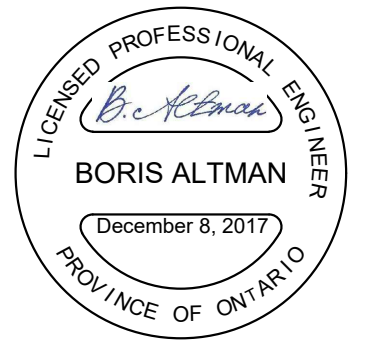
proj. north



B.A. Design Ltd.
Complete Engineering Services

1470 Triole Street,
Unit 2, Ottawa, Ontario
K1B 3S6
Tel: (613) 742-1853
Fax: (613) 742-0386
E-mail: altman@trytel.com

SEAL



1	ISSUED FOR PERMIT	08/Dec/2017
No	Revision	Date

A	A detail no.	A
C	B location drawing no.	B/C
	C drawing no.	

project

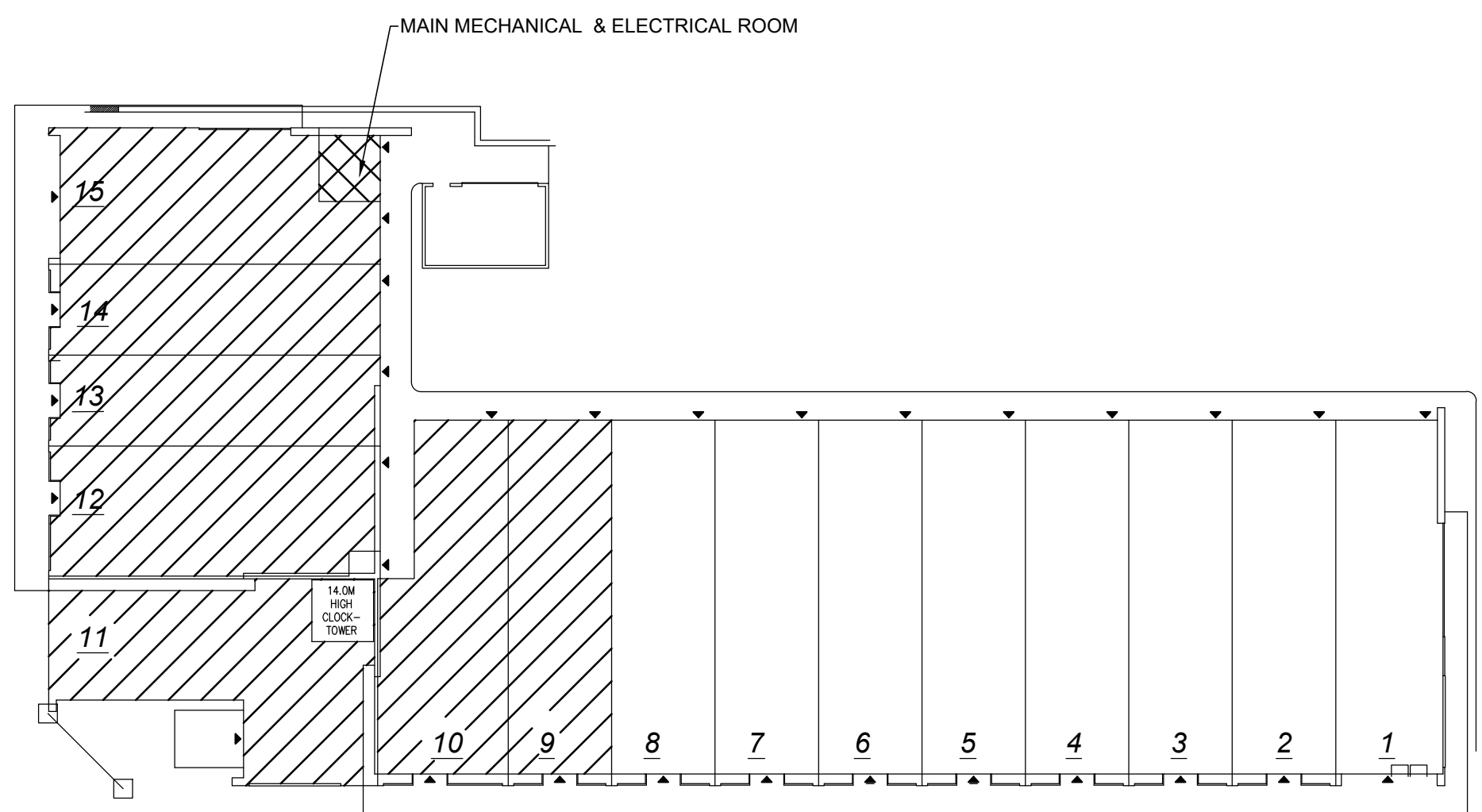
**LONGFIELDS STATION
COMMERCIAL PLAZA**

605 LONGFIELDS DRIVE
OTTAWA, ONTARIO

drawing

**UNIT 9 TO UNIT 15
HVAC LAYOUT**

designed	H.D.
drawn	G.C.
revised	B.A.
date	08/Dec/2017
scale	1/8" = 1' - 0"
project no.	LCP12-2017
file no.	
drawing no.	M-4



KEY PLAN - UNIT 9 TO 15