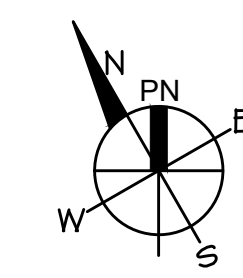


- DRAWING NOTES**
- 3" COMBUSTION AIR INTAKE AND VENTILATION TO ROOF ABOVE AND NATURAL GAS FROM ROOF ABOVE AND CONNECTED TO GAS FIRED HVAC UNIT C/W GAS SHUT-OFF VALVE.
  - EXHAUST AIR DUCT, OPEN END IN CEILING SPACE FOR FUTURE TENANT CONNECTION FOR WASH ROOMS EXHAUST.
  - OUTSIDE AIR SUPPLY, OPEN END IN CEILING SPACE CLOSE TO HVAC UNIT RETURN OPENING FOR FUTURE TENANT CONNECTION TO RETURN AIR DUCT.

**LEGEND**

—	SUPPLY / RETURN / EXHAUST AIR DUCT
(T)	PROGRAMMABLE HEAT / COOL ROOM THERMOSTAT
HVAC-#	HEATING, VENTILATION AND AIR CONDITIONING UNIT IDENTIFICATION NUMBER
ERV-#	ENTHALPY RECOVERY VENTILATOR IDENTIFICATION NUMBER
COND-#	AIR COOLED AIR CONDITIONING UNIT IDENTIFICATION NUMBER
WG-#	WALL WEATHER LOUVER IDENTIFICATION NUMBER

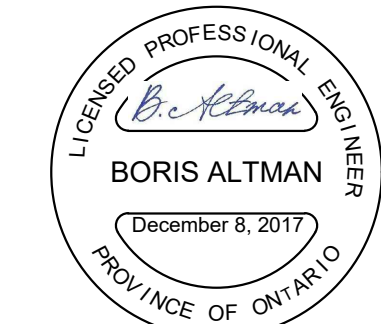
proj. north



**B.A. Design Ltd.**  
Complete Engineering Services

1470 Triole Street,  
Unit 2, Ottawa, Ontario  
K1B 3S6  
Tel: (613) 742-1853  
Fax: (613) 742-0386  
E-mail: altman@trytel.com

SEAL



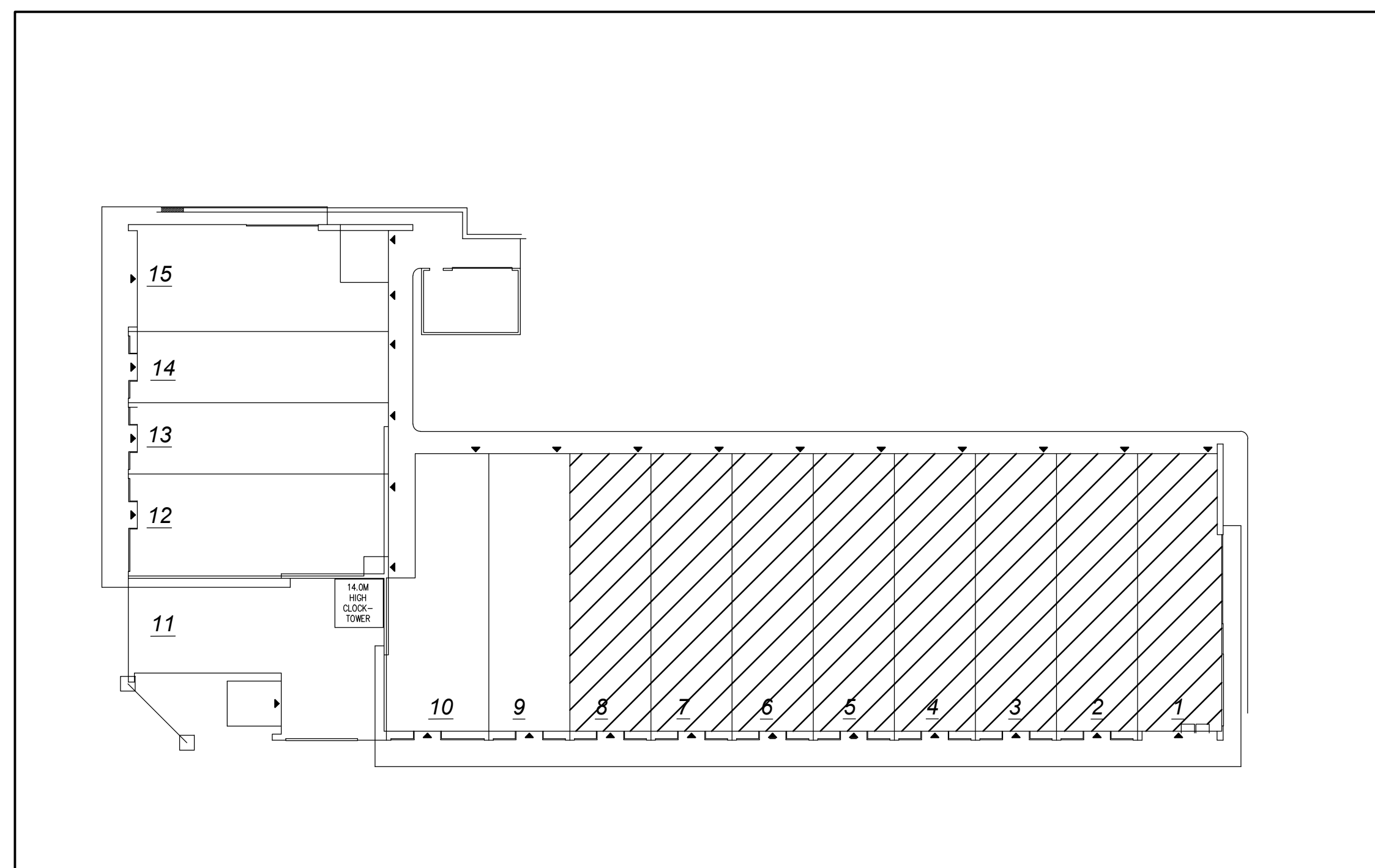
No	Revision	Date
1	ISSUED FOR PERMIT	08/Dec/2017

A detail no.  
B location drawing no.  
C drawing no.

project  
**LONGFIELDS STATION  
COMMERCIAL PLAZA**  
605 LONGFIELDS DRIVE  
OTTAWA, ONTARIO

drawing  
**UNIT 1 TO UNIT 8  
HVAC LAYOUT**

designed	H.D.
drawn	G.C.
revised	B.A.
date	08/Dec/2017
scale	1/8" = 1' - 0"
project no.	LCP12-2017
file no.	
drawing no.	<b>M-3</b>



**KEY PLAN - UNIT 1 TO 8**  
N.T.S.