# 1354 -1376 CARLING COMPLEX
**OTTAWA, ONTARIO**

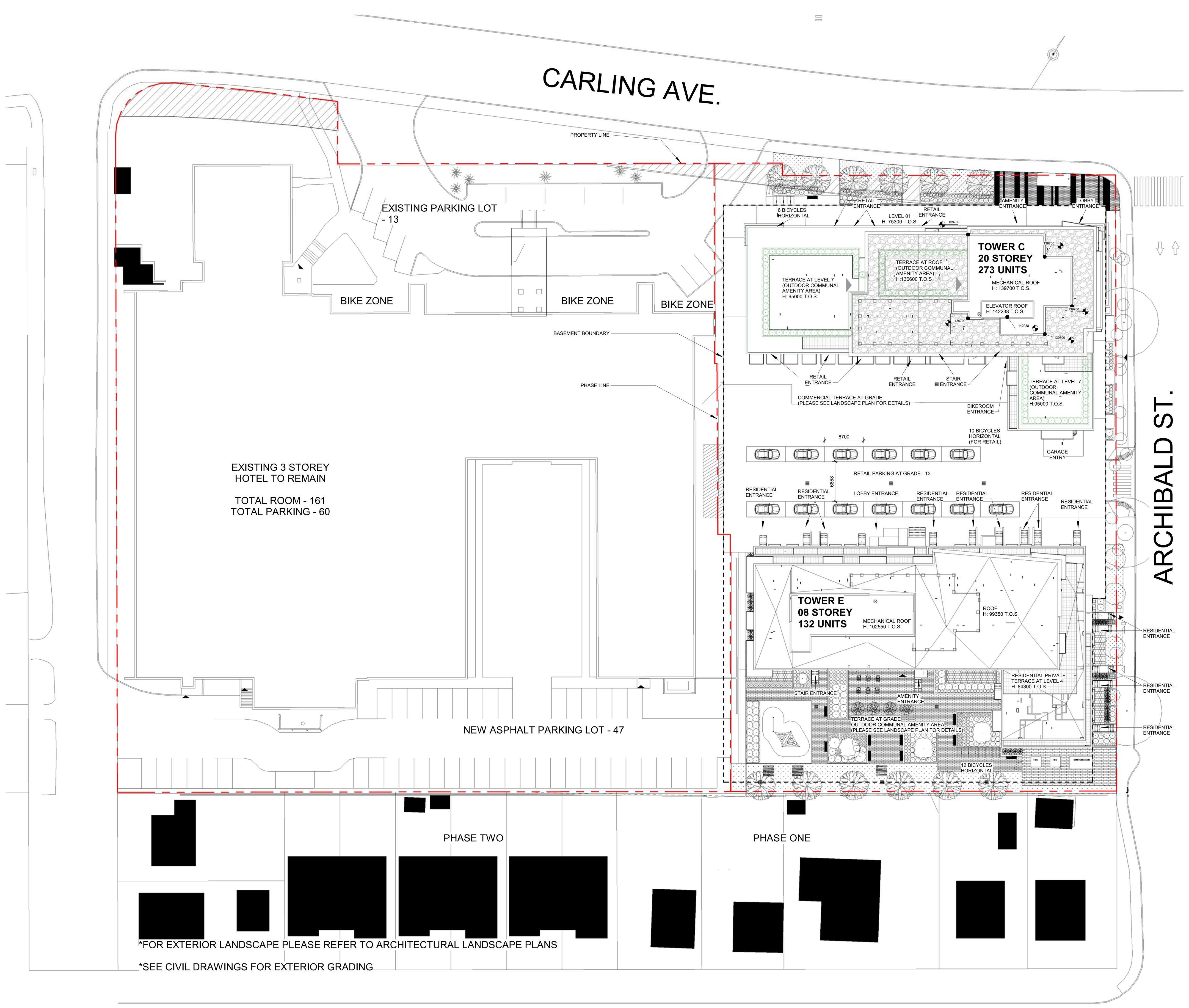


1 / A-001 SITE PLAN
1 : 400

## Symbols

| | |
|---|---|
| Room name | UNIT NUMBER |
| XXX | DOOR NUMBER |
| 1t | WINDOW TYPE |
| M | MATERIAL FINISH |
| S4b | WALL TYPE |
| 1i | EXTERIOR WALL TYPE |
| 10000 | LEVEL |
| B-00000 | SLAB LEVEL |
| F-00000 | SLAB FINISH LEVEL |
| 1 / A-101 | EXTERIOR LEVEL REFERENCE |
| 1 / A101 | INTERIOR LEVEL REFERENCE |
| 1 / A-101 | SECTION REFERENCE |
| 1 / A-101 | SECTION REFERENCE |

## PROJECT CONTACTS

**CLIENT**
HOLLOWAY LODGING CORPORATION
145 HOBSONS LAKE DRIVE
SUITE 106
HALIFAX, NOVA SCOTIA
B3S 0H9

**LANDSCAPE**
FOTENN PLANNING AND URBAN DESIGN
223 MCLEOD STREET
OTTAWA, ON
K2P 0Z8

**MECHANICAL & ELECTRICAL**
DESJARDINS EXPERT CONSEIL
1666 PLACE DE LIERRE
LAVAL, QC
H7G 4X7

**ARCHITECT**
GEIGER HUOT ARCHITECTES
424 RUE GUY, SUITE 104
MONTREAL. QC
H3J 1S6

**SURVEYOR**
DAVID SCHAEFFER ENGINEERING LIMITED (DSEL)
120 IBER ROAD, SUITE 103
OTTAWA, ON
K2S 1E9

**CIVIL ENGINEER**
DAVID SCHAEFFER ENGINEERING LIMITED (DSEL)
120 IBER ROAD, SUITE 103
OTTAWA, ON
K2S 1E9

**PLANNER**
FOTENN PLANNING AND URBAN DESIGN
223 MCLEOD STREET
OTTAWA, ON
K2P 0Z8

**STRUCTURAL**
LEROUX CYR SOLUTIONS STRUCTURE
500 GOUIN BOULEVARD E OFFICE # 306
MONTREAL, QC
H3L 3R9

**FIRE PROTECTION & RISK CONSULTANT**
QUEST LOSS CONTROL SERVICES
200-5100 RUE DE LA SAVANE
MONTREAL, QC
H4P 1T8

PROJECT CONTACTS
1 : 50

## List of Drawings

### Tower C

| | | |
|---|---|---|
| A-001 | SITE PLAN, ZONING TABLE, PROJECT CONTACTS (TOWER E&C) | B.C |
| A-001.a | SITE PLAN | B.C |
| A-002 | GFA TABLE & AMENITIES AREA TABLE | B.C |
| A-004 | SITE PLAN TOWER C | B.C |
| A-005 | SITE PLAN TOWER E | B.C |
| A-101 | PLAN LEVEL P2 | B.C |
| A-102 | PLAN LEVEL P1 | B.C |
| A-103 | GROUND FLOOR PLAN | B.C |
| A-103.a | LEVEL 01 ENLARGED A | B.C |
| A-103.b | LEVEL 01 ENLARGED B | B.C |
| A-104 | LEVEL 02 | B.C |
| A-104.a | LEVEL 02 ENLARGED A | B.C |
| A-104.b | LEVEL 02 ENLARGED B | B.C |
| A-105 | LEVEL 03 and 05 | B.C |
| A-105.a | LEVEL 03, 05 ENLARGED A | B.C |
| A-105.b | LEVEL 03, 05 ENLARGED B | B.C |
| A-106 | LEVEL 04 | B.C |
| A-106.a | LEVEL 04 ENLARGED A | B.C |
| A-106.b | LEVEL 04 ENLARGED B | B.C |
| A-107 | LEVEL 06 | B.C |
| A-107.a | LEVEL 06 ENLARGED A | B.C |
| A-107.b | LEVEL 06 ENLARGED B | B.C |
| A-108 | LEVEL 07 | B.C |
| A-108.a | LEVEL 07 ENLARGED A | B.C |
| A-108.b | LEVEL 07 ENLARGED B | B.C |
| A-109 | LEVEL 08 and 18 | B.C |
| A-109.a | LEVEL 08, 18 ENLARGED A | B.C |
| A-109.b | LEVEL 08, 18 ENLARGED B | B.C |
| A-110 | LEVEL 09, 11 | B.C |
| A-110.a | LEVEL 09, 11 ENLARGED A | B.C |
| A-110.b | LEVEL 09, 11 ENLARGED B | B.C |
| A-111 | LEVEL 10 | B.C |
| A-111.a | LEVEL 10 ENLARGED A | B.C |
| A-111.b | LEVEL 10 ENLARGED B | B.C |
| A-112 | LEVEL 12, 14 | B.C |
| A-112.a | LEVEL 12, 14 ENLARGED A | B.C |
| A-112.b | LEVEL 12, 14 ENLARGED B | B.C |
| A-113 | LEVEL 13 | B.C |
| A-113.a | LEVEL 13 ENLARGED A | B.C |
| A-113.b | LEVEL 13 ENLARGED B | B.C |
| A-117 | LEVEL 19 | B.C |
| A-117.a | LEVEL 19 ENLARGED A | B.C |
| A-117.b | LEVEL 19 ENLARGED B | B.C |
| A-118 | LEVEL 20 | B.C |
| A-118.a | LEVEL 20 ENLARGED A | B.C |
| A-118.b | LEVEL 20 ENLARGED B | B.C |
| A-119 | ROOF T.O.S | B.C |
| A-120 | MECH.ROOF T.O.S | B.C |
| A-130 | LEVEL 1 REFLECTED CEILING PLAN | B.C |
| A-131 | LEVEL 2 REFLECTED CEILING PLAN | B.C |
| A-132 | LEVEL 3 & 5 REFLECTED CEILING PLAN | B.C |
| A-134 | LEVEL 6 REFLECTED CEILING PLAN | B.C |
| A-135 | LEVEL 7 REFLECTED CEILING PLAN | B.C |
| A-136 | LEVEL 8-9, 12-18 REFLECTED CEILING PLAN | B.C |
| A-142 | LEVEL 20 REFLECTED CEILING PLAN | B.C |
| A-201 | SOUTH ELEVATION | B.C |
| A-202 | EAST ELEVATION | B.C |
| A-203 | NORTH ELEVATION | B.C |
| A-204 | WEST ELEVATION | B.C |
| A-301 | BUILDING SECTION | B.C |
| A-302 | BUILDING SECTION | B.C |
| A-303 | BUILDING SECTION | B.C |
| A-304 | BUILDING SECTION | B.C |
| A-305 | BUILDING SECTION | B.C |
| A-306 | BUILDING SECTION | B.C |
| A-500 | DETAILS - ROOF EQUIPMENT | B.C |
| A-501 | DETAILS - TYP. FOR BUILDING C & E | B.C |
| A-503 | DETAILS - TYP. FOR BUILDING C & E | B.C |
| A-504 | DETAILS - TYP. FOR BUILDING C & E | B.C |
| A-505 | DETAILS - TYP. FOR BUILDING C & E | B.C |
| A-507 | DETAILS - TYP. FOR BUILDING C & E | B.C |
| A-508 | DETAILS - TYP. FOR BUILDING C & E | B.C |
| A-550 | STAIR A | B.C |
| A-551 | STAIR A & D SECTIONS | B.C |
| A-552 | STAIR D | B.C |
| A-553 | STAIR B | B.C |
| A-555 | STAIRS DETAILS | B.C |
| A-600 | WALL TYPE | B.C |
| A-601 | WALL SECTIONS | B.C |
| A-602 | DOOR SCHEDULE | B.C |
| A-603 | DOOR SCHEDULE | B.C |
| A-605 | DOOR TYPE | B.C |
| A-700 | CURTAIN WALL SCHEDULE | B.C |
| A-800 | PUNCH WINDOW SCHEDULE | B.C |
| A-900 | WINDOW WALL SCHEDULE | B.C |

### Tower E

| | | |
|---|---|---|
| A-001 | SITE PLAN | B.E |
| A-102 | PLAN LEVEL P1 | B.E |
| A-103 | GROUND FLOOR PLAN | B.E |
| A-103.a | GROUND FLOOR PLAN ENLARGED PART A | B.E |
| A-103.b | GROUND FLOOR PLAN ENLARGED PART B | B.E |
| A-104 | LEVEL 2 | B.E |
| A-104.a | LEVEL 2 ENLARGED PART A | B.E |
| A-104.b | LEVEL 2 ENLARGED PART B | B.E |
| A-105 | LEVEL 3 | B.E |
| A-105.a | LEVEL 3 ENLARGED PART A | B.E |
| A-105.b | LEVEL 3 ENLARGED PART B | B.E |
| A-106 | LEVEL 4 | B.E |
| A-106.a | LEVEL 4 ENLARGED PART A | B.E |
| A-106.b | LEVEL 4 ENLARGED PART B | B.E |
| A-107 | LEVEL 5-8 | B.E |
| A-107.a | LEVEL 5-8 ENLARGED PART A | B.E |
| A-107.b | LEVEL 5-8 ENLARGED PART B | B.E |
| A-119 | ROOF T.O.S | B.E |
| A-122 | MECH.ROOF T.O.S | B.E |
| A-129 | REFLECTED CEILING PLAN - LEVEL 01 | B.E |
| A-130 | REFLECTED CEILING PLAN - LEVEL 02 | B.E |
| A-131 | REFLECTED CEILING PLAN - LEVEL 03 | B.E |
| A-132 | REFLECTED CEILING PLAN - LEVEL 04 to 07 | B.E |
| A-201 | SOUTH ELEVATION | B.E |
| A-202 | EAST ELEVATION | B.E |
| A-203 | NORTH ELEVATION | B.E |
| A-204 | WEST ELEVATION | B.E |
| A-302 | BUILDING SECTION | B.E |
| A-304 | BUILDING SECTION | B.E |
| A-305 | BUILDING SECTION | B.E |
| A-306 | BUILDING SECTION | B.E |
| A-400 | KITCHEN | B.E |
| A-500 | DETAILS | B.E |
| A-501 | DETAILS | B.E |
| A-502 | DETAILS | B.E |
| A-503 | DETAILS | B.E |
| A-520 | STAIR A | B.E |
| A-522 | STAIR B | B.E |
| A-523 | STAIR C | B.E |
| A-530 | STAIRS DETAILS | B.E |
| A-600 | WALL TYPE | B.E |
| A-601 | WALL SECTIONS | B.E |
| A-602 | DOOR SCHEDULE | B.E |
| A-603 | DOOR TYPE | B.E |
| A-700 | CURTAIN WALL SCHEDULE | B.E |
| A-800 | PUNCH WINDOW SCHEDULE | B.E |
| A-900 | WINDOW WALL SCHEDULE | B.E |

## ZONING TABLE

| | | |
|---|---|---|
| **Current Zoning** | AM10[2518] S389 (Phase 1 lands); AM10[2519] S389-h and O1[2520]-h (Phase 2 lands) | |
| **Site Area** | 18,804 $m^2$ | |
| **Dwelling Units** | 404 (Building C: 272; Building E: 132) | |
| **Proposed Retail Area** | 622$m^2$ | |
| **Hotel Rooms / GFA** | 161 rooms (existing) / 16,776$m^2$ | |
| **in** | **REQUIRED** | **PROPOSED** |
| **Setbacks** | Front (Carling): No minimum<br>Corner Side (Archibald):<br>Building C: No minimum<br>Building E: 3m<br>Rear: 7.5m | Front (Carling):<br>Corner Side (Archibald):<br>Building C: 4.4m<br>Building E: 4.2m<br>Rear: 7.76m |
| **Building Wall** | At least 50% of the frontage along Carling Avenue must be occupied by building walls located within 10 metres of the property line.<br>At least 50% of the frontage along Archibald Street must be occupied by building walls located within 6 metres of the property line. | Front (Carling): 41.8 % within 10m<br>Corner Side (Archibald): 38% within 6m |
| **Ground Floor Height** | Minimum: 4.5 metres within 10m of Carling | 4.95m |
| **Glazing Requirement** | A minimum of 50% of the surface area of the ground floor façade, measured from the average grade up to a height of 4.5 metres, facing a public street must be comprised of transparent glazing and active customer or resident entrance access doors | |
| **Building Height** | Minimum: 7.5 metres and at least 2 storeys<br>Maximum (Schedule 389):<br>Area A: 63m (20 storeys)<br>Area C: 24.5m (8 storeys)<br>Area D: 11m (3 storeys) | Minimum: 18m<br>Maximum:<br>Area A: 62 m (20 storeys)<br>Area C: 24.5 m( 8 storeys)<br>Area D: 6.54 m (3 storeys) |
| **Amenity Area**<br>6$m^2$ per unit<br>of which 50% is required to be communal | Total = 2430 m²<br>Communal: 1215 $m^2$ | Building C:<br>Private Balconies: 1319.9 $m^2$<br>Indoor Communal: 475. 0 $m^2$<br>Outdoor Terrace: 306.1 $m^2$<br>Building E:<br>Private Balconies: 1337.4 $m^2$<br>Indoor Communal: 161.4 $m^2$<br>Outdoor Terrace: 277.7 m²<br>Total: 3877.5 $m^2$<br>Communal: 636.4 m² |
| **Parking**<br>Residential:<br>Minimum: 0.5/dwelling unit<br>Residential Visitor:<br>Minimum: 0.1/dwelling unit excluding the first 12 units<br>Retail Store:<br>Non-Residential (500$m^2$ or less): None<br>Otherwise: 1.25/100$m^2$ of GFA<br>Hotel:<br>First 40 rooms: 0.5/room<br>Balance: 1.0/12 rooms | Residential: 203 spaces<br>BUILDING C: 137 spaces<br>BUILDING E: 66 spaces<br>Residential Visitor: 39 spaces<br>BUILDING C: 27 spaces<br>BUILDING E: 12 spaces<br>Retail: 8 spaces<br>Hotel: 30 spaces<br>**Total: 280 spaces** | Residential complex total (Garage):<br>**294 spaces**<br>BUILDING C: 210 spaces<br>Small Cars (9+ 6) 15 spaces<br>Regular Cars (82+146) 195 spaces<br>BUILDING E: 84 spaces<br>Small Cars 4 spaces<br>Regular cars: 80 spaces<br>Residential Visitor: 39 spaces<br>BUILDING C (underground): 33 spaces<br>BUILDING E (underground) 6 spaces<br>Retail (At-grade): 13 spaces<br>Hotel (At-grade): 60 spaces<br>**Total: 406 spaces** |
| **Bicycle Parking**<br>Residential: 0.5/dwelling unit<br>Retail: 1/250$m^2$ of GFA<br>Hotel: 1/1,000$m^2$ of GFA<br>50% can be vertical<br>25% of residential spaces must be indoors | Residential 203 spaces<br>BUILDING C: 137 spaces<br>BUILDING E: 66 spaces<br>Retail: 3 spaces<br>Hotel: 17 spaces<br>**Total: 223 spaces** | Residential **223 spaces**<br>Building C : 139 spaces<br>Garage : (56+37) 93 spaces<br>Ground level: 30 spaces<br>Exterior : 16 spaces<br>Building E : 84 spaces<br>Garage : 72 spaces<br>Exterior : 12 spaces<br>Retail: 10 spaces<br>Hotel: 17 spaces<br>**Total: 250 spaces** |

**APPROVED**
*By Lily Xu at 3:25 pm, Feb 11, 2020*

LILY XU, MCIP, RPP
(A) MANAGER, DEVELOPMENT REVIEW - SOUTH
PLANNING, INFRASTRUCTURE & ECONOMIC DEVELOPMENT DEPARTMENT, CITY OF OTTAWA

GeigerHuot architectes
424, rue Guy, bureau 104, Montréal, QC, H3J 1S6
tél. 514 - 935 - 3338 telec. 514 - 935 - 3375
info@geigerhuot.com

**GENERAL NOTES :**

**Do not scale directly from the drawings.**

All dimensions and general conditions must be verified on site before any work begins.

Do not proceed in case of uncertainties.

This drawing should be read together with the architectural specifications and general notes.

ONTARIO ASSOCIATION OF ARCHITECTS
ERIC HUOT
LICENCE
5307

Sceau

Holloway LODGING

Client

NORD DE PROJET
NORD GÉOGRAPHIQUE

Revision Schedule

| Dir. | Revision | Date |
|---|---|---|
| 4 | Structure coordination | 2019-09-17 |

| | | |
|---|---|---|
| 04.10.2019 | TENDER REVIEW SET | KI |
| 27.09.2019 | COORDINATION 12 | KI |
| 26.09.2019 | COORDINATION 11 | KI |
| 17.09.2019 | COORDINATION 10 | KI |
| 12.09.2019 | COORDINATION 9 | KI |
| 05.09.2019 | COORDINATION 8 | KI |
| 30.08.2019 | COORDINATION 7 | KI |
| 30.08.2019 | REVISION FOR PERMIT | KI |
| 01.08.2019 | COORDINATION 6 | KI |
| 24.07.2019 | COORDINATION 5 (MEP) | KI |
| 28.06.2019 | ISSUED FOR PERMIT | EH |
| 15.02.2019 | ISSUED FOR 50% | EH |
| 04.12.2018 | ISSUED FOR SPA RESUBMISSION | EH |
| 15.11.2018 | CORDINATION 4 | EH |
| 01.11.2018 | CORDINATION 3 | EH |
| 21.09.2018 | CORDINATION 1 STRUCTURE | EH |

Revision

Structure
LEROUX+CYR Solutions structurales
500 boul. Gouin Est, bureau 105 , Montréal, Qc, H3L 3R9
1.450.663.1965

Mechanical - Electrical
DESJARDINS EXPERT CONSEIL
1666, Place de Lierre, Laval, Qc. H7G 4X7
1.450.663.1965

Landscape Architect
FOTENN Planning + Design
223 McLeod Street, Ottawa ON K2P 0Z8
613.730.5709

Project
1354-1376 CARLING
TOWER C

CONSTRUCTION NEUVE
PHASE 1

Sheet Title
SITE PLAN, ZONING TABLE, PROJECT CONTACTS (TOWER E&C)

| | | | |
|---|---|---|---|
| Scale : | As indicated | Drawn by : | K.I. |
| Date : | 27 SEP 2019 | Approved by : | E.H. |
| Project # : | 16-080 | Drawing Number : | A-001 |

10/4/2019 8:33:24 PM

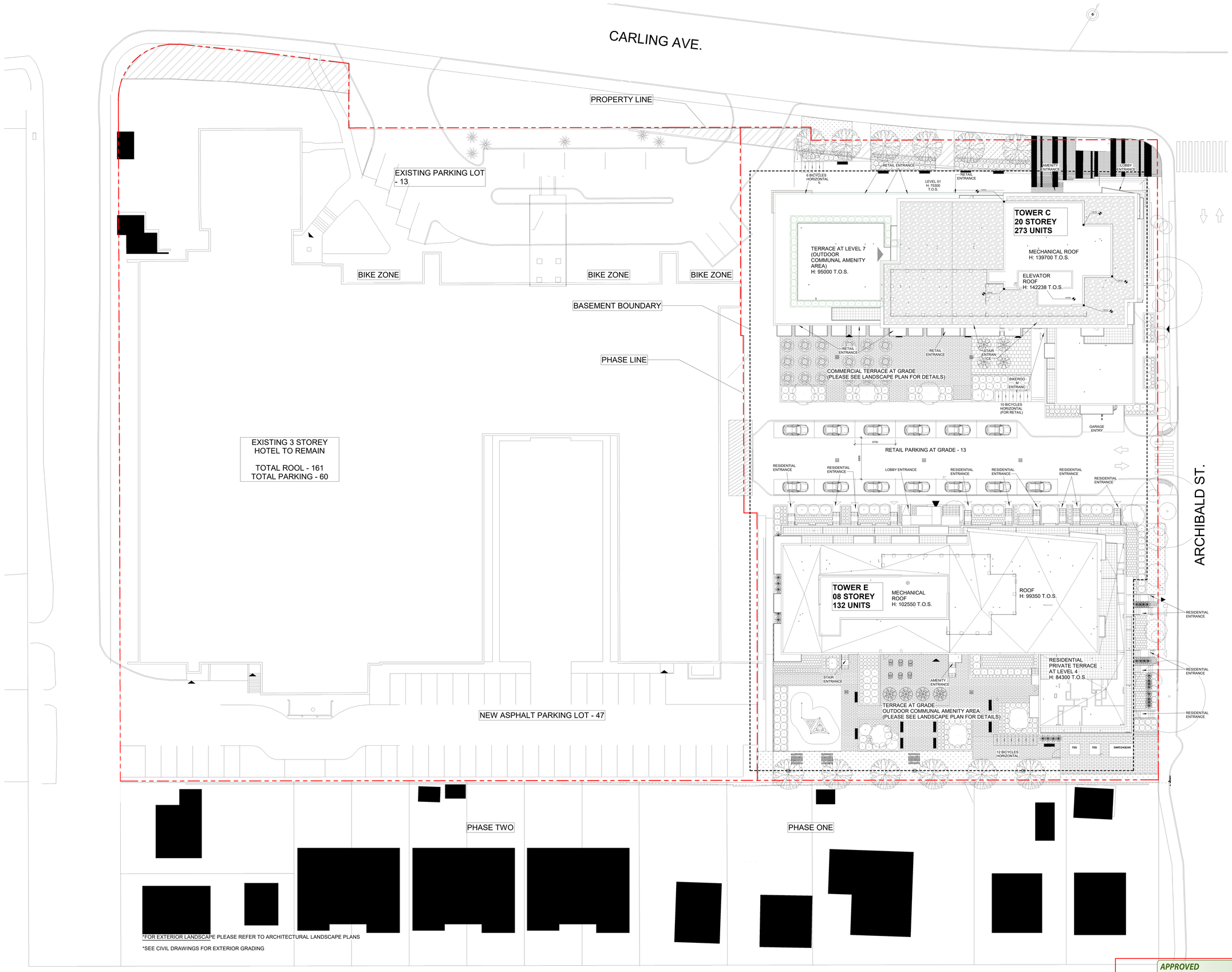


*FOR EXTERIOR LANDSCAPE PLEASE REFER TO ARCHITECTURAL LANDSCAPE PLANS

*SEE CIVIL DRAWINGS FOR EXTERIOR GRADING

APPROVED
By Lily Xu at 3:25 pm, Feb 11, 2020

LILY XU, MCIP, RPP
(A) MANAGER, DEVELOPMENT REVIEW - SOUTH
PLANNING, INFRASTRUCTURE & ECONOMIC
DEVELOPMENT DEPARTMENT, CITY OF OTTAWA

1 A-001.a SITE PLAN ENLARGED
1 : 200

GeigerHuot
GeigerHuot
architectes
424, rue Guy, bureau 104, Montréal, QC, H3J 1S6
tél.: 514 - 935 - 3338 telec. 514 - 935 - 3375
info@geigerhuot.com

**GENERAL NOTES :**

**Do not scale directly from the drawings.**

All dimensions and general conditions must be verified on site before any work begins.

Do not proceed in case of uncertainties.

This drawing should be read together with the architectural specifications and general notes.

ONTARIO ASSOCIATION OF ARCHITECTS
ERIC HUOT
LICENCE
5307

Sceau

Holloway LODGING

Client

NORD DE PROJET | NORD GÉOGRAPHIQUE

Revision Schedule

| Dir. | Revision | Date |
|---|---|---|
| 3 | Revision 3 | Date 3 |

| | | |
|---|---|---|
| 04.10.2019 | TENDER REVIEW SET | KI |
| 27.09.2019 | COORDINATION 12 | KI |
| 26.09.2019 | COORDINATION 11 | KI |
| 17.09.2019 | COORDINATION 10 | KI |
| 12.09.2019 | COORDINATION 9 | KI |
| 05.09.2019 | COORDINATION 8 | KI |
| 30.08.2019 | COORDINATION 7 | KI |
| 30.08.2019 | REVISION FOR PERMIT | KI |
| 01.08.2019 | COORDINATION 6 | KI |
| 24.07.2019 | COORDINATION 5 (MEP) | KI |
| 28.06.2019 | ISSUED FOR PERMIT | EH |
| 19.02.2019 | ISSUED FOR SPA | EH |
| 04.12.2018 | ISSUED FOR SPA RESUBMISSION | EH |
| 15.11.2018 | COORDINATION 4 | EH |
| 01.11.2018 | COORDINATION 3 | EH |
| 21.09.2018 | COORDINATION 1 STRUCTURE | EH |

Revision

Structure

LEROUX+CYR
Solutions structurales
500 boul. Goun Est, bureau 105 , Montréal, Qc, H3L 3R9
1.450.663.1965

Mechanical - Electrical

1666, Place de Lisms, Laval, Qc. H7G 4X7
1.450.663.1965

Landscape Architect

FOTENN
Planning + Design
223 McLeod Street, Ottawa ON K2P 0Z8
613.730.5709

Project

1354-1376 CARLING
TOWER C

CONSTRUCTION NEUVE
PHASE 1

Sheet Title :

SITE PLAN

| | | | |
|---|---|---|---|
| Scale : | 1 : 200 | Drawn by : | K.I. |
| Date : | 27 SEP 2019 | Approved by : | E.H. |
| Project # : | 16-080 | Drawing Number | A-001.a |

10/4/2019 8:49:19 PM

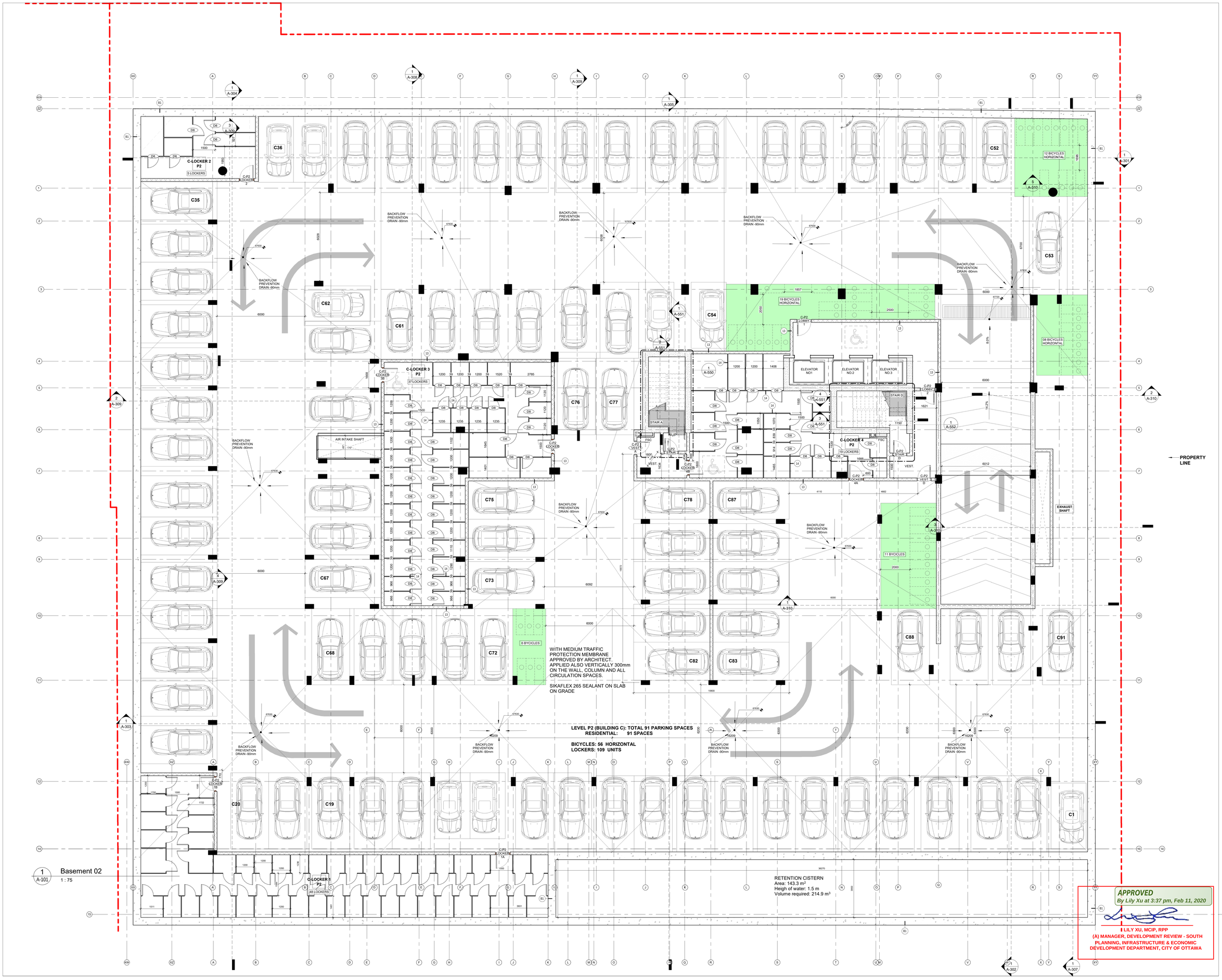


1 A-101 Basement 02
1 : 75

APPROVED
By Lily Xu at 3:37 pm, Feb 11, 2020

LILY XU, MCIP, RPP
(A) MANAGER, DEVELOPMENT REVIEW - SOUTH
PLANNING, INFRASTRUCTURE & ECONOMIC
DEVELOPMENT DEPARTMENT, CITY OF OTTAWA


GeigerHuot
architects
424, rue Guy, bureau 104, Montréal, QC, H3J 1S6
tél. 514 - 935 - 3338 telec. 514 - 935 - 3375
info@geigerhuot.com


**GENERAL NOTES :**

**Do not scale directly from the drawings.**

All dimensions and general conditions must be verified on site before any work begins.

Do not proceed in case of uncertainties.

This drawing should be read together with the architectural specifications and general notes.

ONTARIO ASSOCIATION OF ARCHITECTS
ERIC HUOT
LICENCE
5307

Sceau

Holloway LODGING

Client

NORD DE PROJET
NORD GÉOGRAPHIQUE

Revision Schedule

| Dir. | Revision | Date |
|---|---|---|
| 3 | Revision 3 | Date 3 |
| 4 | Structure coordination | 2019-09-17 |

| | | |
|---|---|---|
| 04.10.2019 | TENDER REVIEW SET | KI |
| 27.09.2019 | COORDINATION 12 | KI |
| 26.09.2019 | COORDINATION 11 | KI |
| 17.09.2019 | COORDINATION 10 | KI |
| 12.09.2019 | COORDINATION 9 | KI |
| 05.09.2019 | COORDINATION 8 | KI |
| 30.08.2019 | COORDINATION 7 | KI |
| 30.08.2019 | REVISION FOR PERMIT | KI |
| 01.08.2019 | COORDINATION 6 | KI |
| 24.07.2019 | COORDINATION 5 (MEP) | KI |
| 28.06.2019 | ISSUED FOR PERMIT | EH |
| 15.02.2019 | ISSUED FOR 50% | EH |
| 04.12.2018 | ISSUED FOR SPA RESUBMISSION | EH |
| 15.11.2018 | CORDINATION 4 | EH |
| 01.11.2018 | CORDINATION 3 | EH |
| 21.09.2018 | CORDINATION 1 STRUCTURE | EH |

Revision

Structure

LEROUX+CYR
Solutions structurales
500 boul. Gouin Est, bureau 105 , Montréal, Qc, H3L 3R9
1.450.663.1965

Mechanical - Electrical

DESJARDINS ET PROFT CONSEIL
1666, Place de Lierre, Laval, Qc, H7G 4X7
1.450.663.1965

Landscape Architect

FOTENN
Planning + Design
223 McLeod Street, Ottawa ON K2P 0Z8
613,730,5709

Project

1354-1376 CARLING
TOWER C

CONSTRUCTION NEUVE
PHASE 1

Sheet Title :

PLAN LEVEL P2

| | | | |
|---|---|---|---|
| Scale : | 1 : 75 | Drawn by : | K.I. |
| Date : | 27 SEP 2019 | Approved by : | E.H. |
| Project # : | 16-080 | Drawing Number : | A-101 |

16-0080 2019-09-16 3:15 PM

1 A-102
Basement 01
1 : 100

BUILDING E

BUILDING C

LEVEL P1 (BUILDING E): TOTAL 86 PARKING SPACES
VISITORS: 6 SPACES
RESIDENTIAL: 73 SPACES (+ 6 SPACES FROM BUILDING C) = 79
BICYCLES 72 HORIZONTALS
LOCKERS 69 UNITS

LEVEL P1 (BUILDING C): TOTAL 79 PARKING SPACES
VISITORS BUILDING C: 27 SPACES
VISITORS BUILDING E: 6 SPACES
RESIDENTIAL: 46 SPACES
BICYCLES 37 HORIZONTAL
LOCKERS 32 UNITS

WITH MEDIUM TRAFFIC PROTECTION MEMBRANE APPROVED BY ARCHITECT. APPLIED ALSO VERTICALLY 300mm ON THE WALL, COLUMN AND ALL CIRCULATION SPACES.

SIKAFLEX 265 SEALANT ON SLAB ON GRADE

APPROVED
By Lily Xu at 3:38 pm, Feb 11, 2020

LILY XU, MCIP, RPP
(A) MANAGER, DEVELOPMENT REVIEW - SOUTH
PLANNING, INFRASTRUCTURE & ECONOMIC
DEVELOPMENT DEPARTMENT, CITY OF OTTAWA


GeigerHuot
architectes
424, rue Guy, bureau 104, Montréal, QC, H3J 1S6
tél.: 514 - 935 - 3338 telec. 514 - 935 - 3375
info@geigerhuot.com


**GENERAL NOTES :**

**Do not scale directly from the drawings.**

All dimensions and general conditions must be verified on site before any work begins.

Do not proceed in case of uncertainties.

This drawing should be read together with the architectural specifications and general notes.

ONTARIO ASSOCIATION OF ARCHITECTS
ERIC HUOT
5307

Sceau

Holloway LODGING

Client

NORD DE PROJET

NORD GÉOGRAPHIQUE

Revision Schedule

| Dr. | Revision | Date |
|---|---|---|
| 3 | Revision 3 | Date 3 |
| 4 | Structure coordination | 2019-09-17 |

| | | |
|---|---|---|
| 04.10.2019 | TENDER REVIEW SET | KI |
| 27.09.2019 | COORDINATION 12 | KI |
| 26.09.2019 | COORDINATION 11 | KI |
| 17.09.2019 | COORDINATION 10 | KI |
| 12.09.2019 | COORDINATION 9 | KI |
| 05.09.2019 | COORDINATION 8 | KI |
| 30.08.2019 | COORDINATION 7 | KI |
| 30.08.2019 | REVISION FOR PERMIT | KI |
| 01.08.2019 | COORDINATION 6 | KI |
| 24.07.2019 | COORDINATION 5 (MEP) | KI |
| 28.06.2019 | ISSUED FOR PERMIT | EH |
| 15.05.2019 | ISSUED FOR SUBMISSION | EH |
| 04.12.2018 | ISSUED FOR SPA RESUBMISSION | EH |
| 15.11.2018 | CORDINATION 4 | EH |
| 01.11.2018 | CORDINATION 3 | EH |
| 21.09.2018 | CORDINATION 1 STRUCTURE | EH |

Revision

Structure

LEROUX+CYR
Solutions structurales
500 bout. Gouin Est, bureau 105 , Montréal, Qc, H3L 3R9
1.450.663.1965

Mechanical - Electrical

BEMARDS | POST CINQZE
1666, Place de Lierre, Laval, Qc. H7G 4X7
1.450.663.1965

Landscape Architect

FOTENN
Planning + Design
223 McLeod Street, Ottawa ON K2P 0Z8
613,730,5709

Project

1354-1376 CARLING
TOWER C

CONSTRUCTION NEUVE
PHASE 1

Sheet Title :

PLAN LEVEL P1

| | | | |
|---|---|---|---|
| Scale : | 1 : 100 | Drawn by : | K.I. |
| Date : | 27 SEP 2019 | Approved by : | E.H. |
| Project # : | 16-080 | Drawing Number : | A-102 |

15/9/2019 9:36:33 PM

1 / A-201 SOUTH ELEVATION

1 : 100

## LEGEND

- E1 — MASONRY BLOCK (LIGHT GREY, GRANITEX FINISH, TECHO BLOC OR EQUIVALENT)
- E2 — METAL SIDING WITH COLOR OF WOOD
- E3 — PRECAST CONCRETE PANEL, BRICK FINISH (LIGHT GREY BRICK FINISH)
- E4 — METAL SIDING (CAMITAL OR EQUIVALENT) COLOUR PEWTER GRAY
- E5 — ALUMINIUM PANEL(PANFAB OR EQUIVALENT) NATURAL ALUMINIUM (COLOUR RIGEL-2)
- E6 — ALUMINIUM PANEL(PANFAB OR EQUIVALENT) NATURAL ALUMINIUM (COLOUR JUPITER)
- E7 — ALUMINIUM PANEL(PANFAB OR EQUIVALENT) NATURAL ALUMINIUM (COLOUR JUPITER)
- E8 — MASONRY BLOCK (BELDEN, BLACK DIAMOND OR EQUIVALENT)
- E9 — ALUMINIUM PANEL(PANFAB OR EQUIVALENT) NATURAL ALUMINIUM (COLOUR RIGEL-2)
- E10 — PRECAST CONCRETE PANEL, BRICK FINISH (LIGHT GREY BRICK FINISH)
- 4 — GLASS RAILINGS, RAMP-ART (OR EQUIVALENT) FROSTED GLASS
- W — WINDOW WALL / CURTAIN WALL / WINDOW / PUNCH WINDOW (ALUMINIUM FRAME)
- AL 1 — LOUVRE SCREEN

**APPROVED**
*By Lily Xu at 3:38 pm, Feb 11, 2020*

LILY XU, MCIP, RPP
(A) MANAGER, DEVELOPMENT REVIEW - SOUTH
PLANNING, INFRASTRUCTURE & ECONOMIC DEVELOPMENT DEPARTMENT, CITY OF OTTAWA

GeigerHuot
architectes
424, rue Guy, bureau 104, Montréal, QC, H3J 1S6
tél: 514 - 935 - 3338 telec. 514 - 935 - 3375
info@geigerhuot.com

**GENERAL NOTES :**

**Do not scale directly from the drawings.**

All dimensions and general conditions must be verified on site before any work begins.

Do not proceed in case of uncertainties.

This drawing should be read together with the architectural specifications and general notes.

ONTARIO ASSOCIATION OF ARCHITECTS
ERIC HUOT
LICENCE
5307

Sceau

Holloway LODGING

Client

NORD DE PROJET | NORD GÉOGRAPHIQUE

| Revision Schedule | | |
|---|---|---|
| Dir. | Revision | Date |
| 1 | CHANGE ON LOCATION WASHER/DRYER MACHINE UNITS 04 TO 1004, 1014, 1113, 1213 | 23 NOV 2015 |

| | | |
|---|---|---|
| 04.10.2019 | TENDER REVIEW SET | KI |
| 27.09.2019 | COORDINATION 12 | KI |
| 26.09.2019 | COORDINATION 11 | KI |
| 17.09.2019 | COORDINATION 10 | KI |
| 12.09.2019 | COORDINATION 9 | KI |
| 05.09.2019 | COORDINATION 8 | KI |
| 30.08.2019 | COORDINATION 7 | KI |
| 30.08.2019 | REVISION FOR PERMIT | KI |
| 01.08.2019 | COORDINATION 6 | KI |
| 24.07.2019 | COORDINATION 5 (MEP) | KI |
| 28.06.2019 | ISSUED FOR PERMIT | EH |
| 15.02.2019 | ISSUED FOR 50% | EH |
| 04.12.2018 | ISSUED FOR SPA RESUBMISSION | EH |
| 15.11.2018 | COORDINATION 4 | EH |
| 01.11.2018 | COORDINATION 3 | EH |
| 21.09.2018 | COORDINATION 1 STRUCTURE | EH |

Revision

Structure

LEROUX+CYR
Solutions structurales
500 bout. Goun Est, bureau 105 , Montréal, Qc, H3L 3R9
1.450.663.1965

Mechanical - Electrical

BEAUDOUIN LEPORT CINQUIN
1666, Place de Lierre, Laval, Qc. H7G 4X7
1.450.663.1965

Landscape Architect

FOTENN
Planning + Design
223 McLeod Street, Ottawa ON K2P 0Z8
613.730.5709

Project

1354-1376 CARLING
TOWER C

CONSTRUCTION NEUVE
PHASE 1

Sheet Title :

SOUTH ELEVATION

| | | | |
|---|---|---|---|
| Scale : | 1 : 100 | Drawn by : | K.I. |
| Date : | 27 SEP 2019 | Approved by : | E.H. |
| Project # : | 16-080 | Drawing Number : | A-201 |

10/4/2019 8:45:12 PM

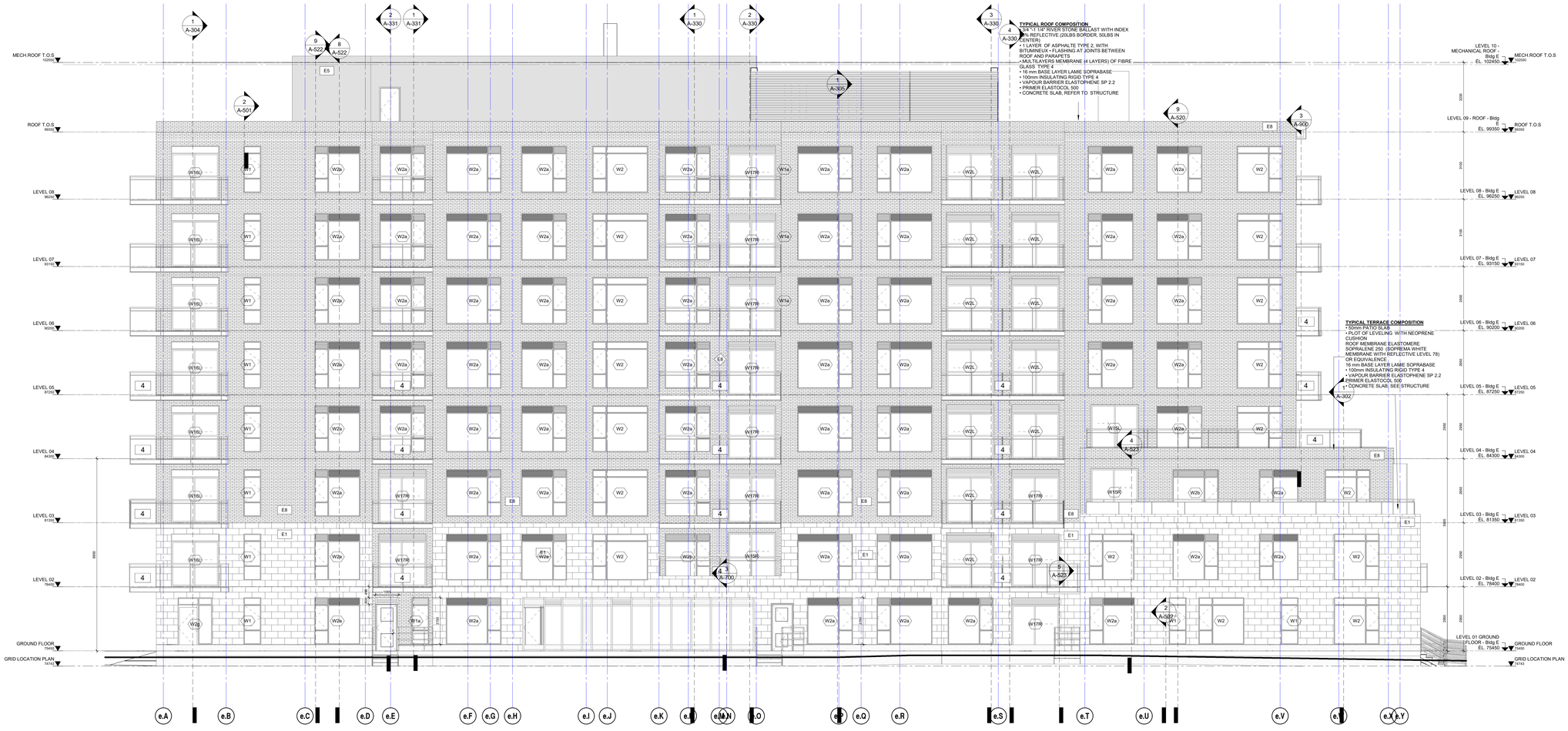


1 / A-201 SOUTH ELEVATION
1 : 75

**LEGEND**

- E1 — MASONRY BLOCK (LIGHT GREY, GRANITEX FINISH, TECHO BLOC OR EQUIVALENT)
- E8 — MASONRY BLOCK (BELDEN, BLACK DIAMOND OR EQUIVALENT)
- E7 — ALUMINIUM PANEL(PANFAB OR EQUIVALENT) NATURAL ALUMINIUM (JUPITER)
- E2 — METAL SIDING Panneau préfabriqué avec revêtement métallique
- 4 — GLASS RAILINGS, RAMP-ART (OR EQUIVALENT) FROSTED GLASS Garde-corps en verre (verre dépoli, Ramp-Art ou equiv.)
- W — WINDOW WALL (ALUMINIUM FRAME) Mur rideau (cadre en aluminium, couleur extérieure anod. naturel)

*APPROVED*
*By Lily Xu at 3:39 pm, Feb 11, 2020*

LILY XU, MCIP, RPP
(A) MANAGER, DEVELOPMENT REVIEW - SOUTH
PLANNING, INFRASTRUCTURE & ECONOMIC
DEVELOPMENT DEPARTMENT, CITY OF OTTAWA

GeigerHuot
architectes
424, rue Guy, bureau 104, Montréal, QC, H3J 1S6
tél: 514 - 935 - 3338 telec. 514 - 935 - 3375
info@geigerhuot.com

**GENERAL NOTES :**

**Do not scale directly from the drawings.**

All dimensions and general conditions must be verified on site before any work begins.

Do not proceed in case of uncertainties.

This drawing should be read together with the architectural specifications and general notes.

ONTARIO ASSOCIATION OF ARCHITECTS — ERIC HUOT LICENCE 5307

Sceau

Holloway LODGING

Client

NORD DE PROJET — NORD GÉOGRAPHIQUE

Revision Schedule

| Dr. | Revision | Date |
|---|---|---|
| 33 | EXTERIOR SHOWER DETAIL | 22 FEB 2016 |

| | | |
|---|---|---|
| 04.10.2019 | TENDER REVIEW SET | KI |
| 01.10.2019 | COORDINATION - CEILING PLANS E | KI |
| 17.09.2019 | COORDINATION 10 | KI |
| 12.09.2019 | COORDINATION 9 | KI |
| 05.09.2019 | COORDINATION 8 | KI |
| 30.08.2019 | COORDINATION 7 | KI |
| 01.08.2019 | COORDINATION 6 | KI |
| 24.07.2019 | COORDINATION 5 (MEP) | KI |
| 28.06.2019 | ISSUED FOR PERMIT | EH |
| 15.02.2019 | ISSUED FOR 50% | EH |
| 04.12.2018 | ISSUED FOR SPA RESUBMISSION | EH |
| 15.11.2018 | COORDINATION 4 | EH |
| 01.11.2018 | COORDINATION 3 | EH |
| 21.09.2018 | COORDINATION 1 STRUCTURE | EH |

Revision

Structure

LEROUX+CYR
Solutions structurales
500 boul. Gouin Est, bureau 105 , Montréal, Qc, H3L 3R9
1.450.663.1965

Mechanical - Electrical

DESSAU | EXP GROUP
1666, Place de Lierre, Laval, Qc, H7G 4X7
1.450.663.1965

Landscape Architect

FOTENN
Planning + Design
223 McLeod Street, Ottawa ON K2P 0Z8
613.730.5709

Project

1354-1376 CARLING TOWER E

CONSTRUCTION NEUVE
PHASE 1

Sheet Title :

SOUTH ELEVATION

| | | | |
|---|---|---|---|
| Scale : | As indicated | Drawn by : | K.I. |
| Date : | 04 OCT 2019 | Approved by : | E.H. |
| Project # : | 16-080 | Drawing Number : | A-201 |

10/4/2019 8:51:03 PM




**TYPICAL ROOF COMPOSITION**
- 3/4" x 1 1/4" RIVER STONE BALLAST WITH INDEX 76% REFLECTIVE (20LBS BORDER, 50LBS IN CENTER)
- 1 LAYER OF ASPHALTE TYPE 2, WITH BITUMINEUX + FLASHING AT JOINTS BETWEEN ROOF AND PARAPETS
- MULTILAYERS MEMBRANE (4 LAYERS) OF FIBRE GLASS TYPE 4
- 16 mm BASE LAYER LAMIE SOPRABASE
- 100mm INSULATING RIGID TYPE 4
- VAPOUR BARRIER ELASTOPHENE SP 2.2
- PRIMER ELASTOCOL 500
- CONCRETE SLAB, REFER TO STRUCTURE

**TYPICAL TERRACE COMPOSITION**
- 50mm PATIO SLAB
- PLOT OF LEVELING WITH NEOPRENE CUSHION

ROOF MEMBRANE ELASTOMERE SOPRALENE 250 (SOPREMA WHITE MEMBRANE WITH REFLECTIVE LEVEL 78) OR EQUIVALENCE
16 mm BASE LAYER LAMIE SOPRABASE
- 100mm INSULATING RIGID TYPE 4
- VAPOUR BARRIER ELASTOPHENE SP 2.2
- PRIMER ELASTOCOL 500
- CONCRETE SLAB, SEE STRUCTURE

1 A-202 EAST ELEVATION

1 : 100

## LEGEND

- E1 — MASONRY BLOCK (LIGHT GREY, GRANITEX FINISH, TECHO BLOC OR EQUIVALENT)
- E2 — METAL SIDING WITH COLOR OF WOOD
- E3 — PRECAST CONCRETE PANEL, BRICK FINISH (LIGHT GREY BRICK FINISH)
- E4 — METAL SIDING (CAMITAL OR EQUIVALENT) COLOUR PEWTER GRAY
- E5 — ALUMINIUM PANEL(PANFAB OR EQUIVALENT) NATURAL ALUMINIUM (COLOUR RIGEL-2)
- E6 — ALUMINIUM PANEL(PANFAB OR EQUIVALENT) NATURAL ALUMINIUM (COLOUR JUPITER)
- E7 — ALUMINIUM PANEL(PANFAB OR EQUIVALENT) NATURAL ALUMINIUM (COLOUR JUPITER)
- E8 — MASONRY BLOCK (BELDEN, BLACK DIAMOND OR EQUIVALENT)
- E9 — ALUMINIUM PANEL(PANFAB OR EQUIVALENT) NATURAL ALUMINIUM (COLOUR RIGEL-2)
- E10 — PRECAST CONCRETE PANEL, BRICK FINISH (LIGHT GREY BRICK FINISH)
- 4 — GLASS RAILINGS, RAMP-ART (OR EQUIVALENT) FROSTED GLASS
- W — WINDOW WALL / CURTAIN WALL / WINDOW / PUNCH WINDOW (ALUMINIUM FRAME)
- AL 1 — LOUVRE SCREEN

**APPROVED**
*By Lily Xu at 3:39 pm, Feb 11, 2020*

LILY XU, MCIP, RPP
(A) MANAGER, DEVELOPMENT REVIEW - SOUTH
PLANNING, INFRASTRUCTURE & ECONOMIC DEVELOPMENT DEPARTMENT, CITY OF OTTAWA

GeigerHuot
architectes
424, rue Guy, bureau 104, Montréal, QC, H3J 1S6
tél.: 514 - 935 - 3336 télec. 514 - 935 - 3375
info@geigerhuot.com

**GENERAL NOTES :**

**Do not scale directly from the drawings.**

All dimensions and general conditions must be verified on site before any work begins.

Do not proceed in case of uncertainties.

This drawing should be read together with the architectural specifications and general notes.

ONTARIO ASSOCIATION OF ARCHITECTS
ERIC HUOT
LICENCE
5307

Sceau

Holloway LODGING

Client

NORD DE PROJET | NORD GÉOGRAPHIQUE

Revision Schedule

| Dr. | Revision | Date |
|---|---|---|
| KI | TENDER REVIEW SET | 04.10.2019 |
| KI | COORDINATION 12 | 27.09.2019 |
| KI | COORDINATION 11 | 26.09.2019 |
| KI | COORDINATION 10 | 17.09.2019 |
| KI | COORDINATION 9 | 12.09.2019 |
| KI | COORDINATION 8 | 05.09.2019 |
| KI | COORDINATION 7 | 30.08.2019 |
| KI | REVISION FOR PERMIT | 30.08.2019 |
| KI | COORDINATION 6 | 01.08.2019 |
| KI | COORDINATION 5 (MEP) | 24.07.2019 |
| EH | ISSUED FOR PERMIT | 28.06.2019 |
| EH | ISSUED FOR 50% | 15.02.2019 |
| EH | ISSUED FOR SPA RESUBMISSION | 04.12.2018 |
| EH | CORDINATION 4 | 15.11.2018 |
| EH | CORDINATION 3 | 01.11.2018 |
| EH | CORDINATION 1 STRUCTURE | 21.09.2018 |

Revision

Structure

LEROUX+CYR
Solutions structurales
500 bout. Gouin Est, bureau 105 , Montréal, Qc, H3L 3R9
1.450.663.1965

Mechanical - Electrical

RESSOURCES EXPERT CONSEIL
1666, Place de Lierre, Laval, Qc. H7G 4X7
1.450.663.1965

Landscape Architect

FOTENN
Planning + Design
223 McLeod Street, Ottawa ON K2P 0Z8
613.730.5709

Project

1354-1376 CARLING
TOWER C

CONSTRUCTION NEUVE
PHASE 1

Sheet Title :

EAST ELEVATION

| | | | |
|---|---|---|---|
| Scale : | 1 : 100 | Drawn by : | K.I. |
| Date : | 27 SEP 2019 | Approved by : | E.H. |
| Project # : | 16-080 | Drawing Number : | A-202 |

10/4/2019 8:48:04 PM

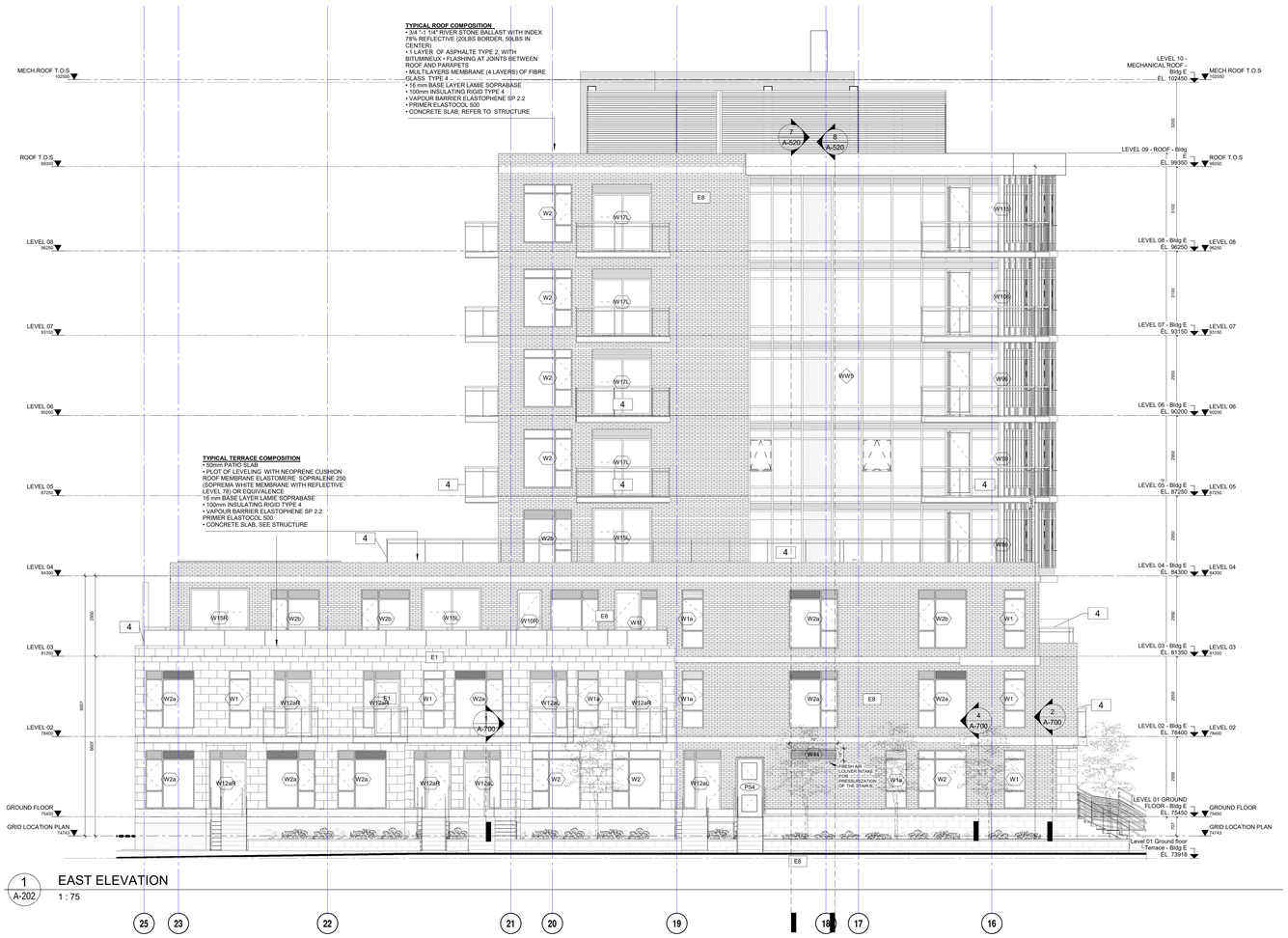


GeigerHuot
architectes
424, rue Guy, bureau 104, Montréal, QC, H3J 1S6
tél.: 514 - 935 - 3338 telec. 514 - 935 - 3375
info@geigerhuot.com

**GENERAL NOTES :**

**Do not scale directly from the drawings.**

All dimensions and general conditions must be verified on site before any work begins.

Do not proceed in case of uncertainties.

This drawing should be read together with the architectural specifications and general notes.

ONTARIO ASSOCIATION OF ARCHITECTS
ERIC HUOT
LICENCE
5307

Sceau

Holloway LODGING

Client

NORD DE PROJET

NORD GÉOGRAPHIQUE

| Revision Schedule | | |
|---|---|---|
| Dr. | Revision | Date |
| 04.10.2019 | TENDER REVIEW SET | KI |
| 01.10.2019 | COORDINATION - CEILING PLANS E | KI |
| 17.09.2019 | COORDINATION 10 | KI |
| 12.09.2019 | COORDINATION 9 | KI |
| 05.09.2019 | COORDINATION 8 | KI |
| 30.08.2019 | COORDINATION 7 | KI |
| 01.08.2019 | COORDINATION 6 | KI |
| 24.07.2019 | COORDINATION 5 (MEP) | KI |
| 28.06.2019 | ISSUED FOR PERMIT | EH |
| 15.02.2019 | ISSUED FOR 50% | EH |
| 04.12.2018 | ISSUED FOR SPA RESUBMISSION | EH |
| 15.11.2018 | COORDINATION 4 | EH |
| 01.11.2018 | COORDINATION 3 | EH |
| 21.09.2018 | COORDINATION 1 STRUCTURE | EH |

Revision

Structure

LEROUX+CYR
Solutions structurales

500 boul. Gouin Est, bureau 105 , Montréal, Qc, H3L 3R9
1.450.683.1965

Mechanical - Electrical

DESIGNELEC EXPERT CONSEIL

1666, Place de Lierre, Laval, Qc. H7G 4X7
1.450.663.1965

Landscape Architect

FOTENN
Planning + Design

223 McLeod Street, Ottawa ON K2P 0Z8
613,730,5709

Project

1354-1376 CARLING
TOWER E

CONSTRUCTION NEUVE
PHASE 1

Sheet Title :

EAST ELEVATION

| | | | |
|---|---|---|---|
| Scale : | As indicated | Drawn by : | K.I. |
| Date : | 04 OCT 2019 | Approved by : | E.H. |
| Project # : | 16-080 | Drawing Number : | A-202 |

**LEGEND**

| | |
|---|---|
| E1 | MASONRY BLOCK (LIGHT GREY, GRANITEX FINISH, TECHO BLOC OR EQUIVALENT) |
| E8 | MASONRY BLOCK (BELDEN, BLACK DIAMOND OR EQUIVALENT) |
| E7 | ALUMINIUM PANEL(PANFAB OR EQUIVALENT) NATURAL ALUMINIUM (JUPITER) |
| E2 | METAL SIDING<br>Panneau préfabriqué avec revêtement métallique |
| 4 | GLASS RAILINGS, RAMP-ART (OR EQUIVALENT) FROSTED GLASS<br>Garde-corps en verre (verre dépoli, Ramp-Art ou equiv.) |
| W | WINDOW WALL (ALUMINIUM FRAME)<br>Mur rideau (cadre en aluminium, couleur extérieure anod. nature) |

APPROVED
By Lily Xu at 3:39 pm, Feb 11, 2020

LILY XU, MCIP, RPP
(A) MANAGER, DEVELOPMENT REVIEW - SOUTH
PLANNING, INFRASTRUCTURE & ECONOMIC
DEVELOPMENT DEPARTMENT, CITY OF OTTAWA

10/4/2019 9:51:33 PM




1 / A-203 NORTH ELEVATION -CARLING ST.

1 : 100

## LEGEND

- E1 — MASONRY BLOCK (LIGHT GREY, GRANITEX FINISH, TECHO BLOC OR EQUIVALENT)
- E2 — METAL SIDING WITH COLOR OF WOOD
- E3 — PRECAST CONCRETE PANEL, BRICK FINISH (LIGHT GREY BRICK FINISH)
- E4 — METAL SIDING (CAMITAL OR EQUIVALENT) COLOUR PEWTER GRAY
- E5 — ALUMINIUM PANEL(PANFAB OR EQUIVALENT) NATURAL ALUMINIUM (COLOUR RIGEL-2)
- E6 — ALUMINIUM PANEL(PANFAB OR EQUIVALENT) NATURAL ALUMINIUM (COLOUR JUPITER)
- E7 — ALUMINIUM PANEL(PANFAB OR EQUIVALENT) NATURAL ALUMINIUM (COLOUR JUPITER)
- E8 — MASONRY BLOCK (BELDEN, BLACK DIAMOND OR EQUIVALENT)
- E9 — ALUMINIUM PANEL(PANFAB OR EQUIVALENT) NATURAL ALUMINIUM (COLOUR RIGEL-2)
- E10 — PRECAST CONCRETE PANEL, BRICK FINISH (LIGHT GREY BRICK FINISH)
- 4 — GLASS RAILINGS, RAMP-ART (OR EQUIVALENT) FROSTED GLASS
- W — WINDOW WALL / CURTAIN WALL / WINDOW / PUNCH WINDOW (ALUMINIUM FRAME)
- AL 1 — LOUVRE SCREEN

**APPROVED**
*By Lily Xu at 3:40 pm, Feb 11, 2020*

LILY XU, MCIP, RPP
(A) MANAGER, DEVELOPMENT REVIEW - SOUTH
PLANNING, INFRASTRUCTURE & ECONOMIC DEVELOPMENT DEPARTMENT, CITY OF OTTAWA

GeigerHuot
architectes
424, rue Guy, bureau 104, Montréal, QC, H3J 1S6
tél.: 514 - 935 - 3338 telec. 514 - 935 - 3375
info@geigerhuot.com

**GENERAL NOTES :**

**Do not scale directly from the drawings.**

All dimensions and general conditions must be verified on site before any work begins.

Do not proceed in case of uncertainties.

This drawing should be read together with the architectural specifications and general notes.

ONTARIO ASSOCIATION OF ARCHITECTS
ERIC HUOT
LICENCE
5307

Sceau

Holloway LODGING

Client

NORD DE PROJET | NORD GÉOGRAPHIQUE

Revision Schedule

| Dr. | Revision | Date |
|---|---|---|
| KI | TENDER REVIEW SET | 04.10.2019 |
| KI | COORDINATION 12 | 27.09.2019 |
| KI | COORDINATION 11 | 06.09.2019 |
| KI | COORDINATION 10 | 17.09.2019 |
| KI | COORDINATION 9 | 12.09.2019 |
| KI | COORDINATION 8 | 05.09.2019 |
| KI | COORDINATION 7 | 30.08.2019 |
| KI | REVISION FOR PERMIT | 30.08.2019 |
| KI | COORDINATION 6 | 01.08.2019 |
| KI | COORDINATION 5 (MEP) | 24.07.2019 |
| EH | ISSUED FOR PERMIT | 28.06.2019 |
| EH | ISSUED FOR 50% | 15.02.2019 |
| EH | ISSUED FOR SPA RESUBMISSION | 04.12.2018 |
| EH | COORDINATION 4 | 15.11.2018 |
| EH | COORDINATION 3 | 01.11.2018 |
| EH | COORDINATION 1 STRUCTURE | 21.09.2018 |

Revision

Structure

LEROUX+CYR
Solutions structurales
500 bout. Goun Est, bureau 105 , Montréal, Qc, H3L 3R9
1.450.663.1965

Mechanical - Electrical

BEAUDOUIN LEPORT CINQUIN
1666, Place de Lierre, Laval, Qc. H7G 4X7
1.450.663.1565

Landscape Architect

FOTENN
Planning + Design
223 McLeod Street, Ottawa ON K2P 0Z8
613.730.5709

Project

1354-1376 CARLING
TOWER C

CONSTRUCTION NEUVE
PHASE 1

Sheet Title :

NORTH ELEVATION

| | | | |
|---|---|---|---|
| Scale : | 1 : 100 | Drawn by : | K.I. |
| Date : | 27 SEP 2019 | Approved by : | E.H. |
| Project # : | 16-080 | Drawing Number : | A-203 |

10/4/2019 8:47:42 PM

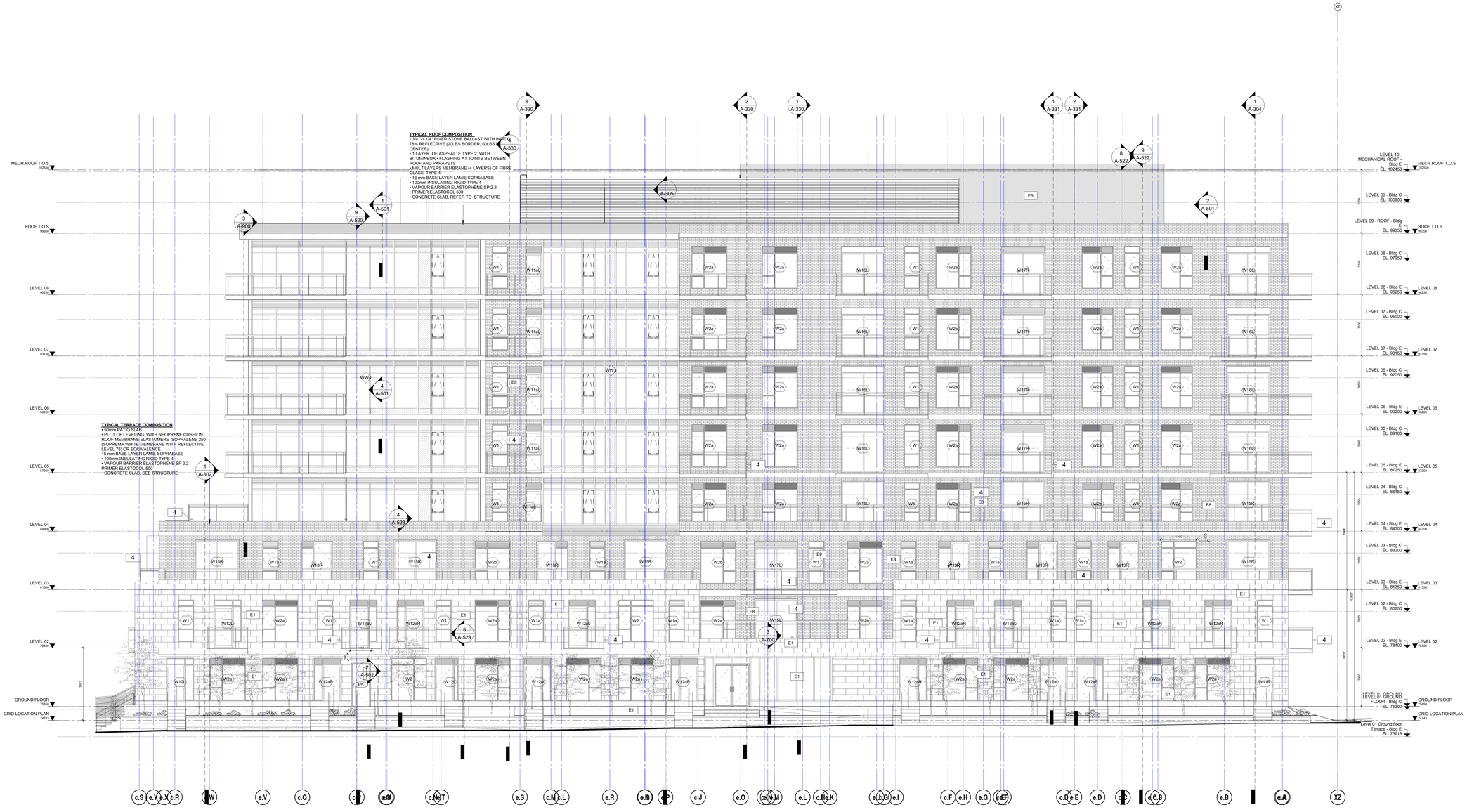


1 / A-203 NORTH ELEVATION -CARLING ST.
1 : 75

**APPROVED**
*By Lily Xu at 3:40 pm, Feb 11, 2020*

LILY XU, MCIP, RPP
(A) MANAGER, DEVELOPMENT REVIEW - SOUTH
PLANNING, INFRASTRUCTURE & ECONOMIC DEVELOPMENT DEPARTMENT, CITY OF OTTAWA

**LEGEND**

- E1 — MASONRY BLOCK (LIGHT GREY, GRANITEX FINISH, TECHO BLOC OR EQUIVALENT)
- E8 — MASONRY BLOCK (BELDEN, BLACK DIAMOND OR EQUIVALENT)
- E7 — ALUMINIUM PANEL(PANFAB OR EQUIVALENT) NATURAL ALUMINIUM (JUPITER)
- E2 — METAL SIDING
  Panneau préfabriqué avec revêtement métallique
- 4 — GLASS RAILINGS, RAMP-ART (OR EQUIVALENT) FROSTED GLASS
  Garde-corps en verre (verre dépoli, Ramp-Art ou equiv.)
- W — WINDOW WALL (ALUMINIUM FRAME)
  Mur rideau (cadre en aluminium, couleur extérieure aniod. naturel)

ELEVATIONS / LEGEND
1 : 100


GeigerHuot
architectes
424, rue Guy, bureau 104, Montréal, QC, H3J 1S6
tél.: 514 - 935 - 3338 telec. 514 - 935 - 3375
info@geigerhuot.com


**GENERAL NOTES :**

**Do not scale directly from the drawings.**

All dimensions and general conditions must be verified on site before any work begins.

Do not proceed in case of uncertainties.

This drawing should be read together with the architectural specifications and general notes.

ONTARIO ASSOCIATION OF ARCHITECTS
ERIC HUOT
LICENCE
5307

Sceau

Holloway LODGING

Client

NORD DE PROJET
NORD GÉOGRAPHIQUE

| Revision Schedule | | |
|---|---|---|
| Dr. | Revision | Date |
| 33 | EXTERIOR SHOWER DETAIL | 22 FEB 2016 |

| | | |
|---|---|---|
| 04.10.2019 | TENDER REVIEW SET | KI |
| 03.10.2019 | COORDINATION - CEILING PLANS E | KI |
| 17.09.2019 | COORDINATION 10 | KI |
| 12.09.2019 | COORDINATION 9 | KI |
| 06.09.2019 | COORDINATION 8 | KI |
| 31.08.2019 | COORDINATION 7 | KI |
| 01.08.2019 | COORDINATION 6 | KI |
| 24.07.2019 | COORDINATION 5 (MEP) | KI |
| 28.06.2019 | ISSUED FOR PERMIT | EH |
| 13.02.2019 | ISSUED FOR 50% | EH |
| 04.12.2018 | ISSUED FOR SPA RESUBMISSION | EH |
| 15.11.2018 | CORDINATION 4 | EH |
| 01.11.2018 | CORDINATION 3 | EH |
| 21.09.2018 | CORDINATION 1 STRUCTURE | EH |

Revision

Structure

LEROUX+CYR
Solutions structurales
500 boul. Gouin Est, bureau 105 , Montréal, Qc, H3L 3R9
1.450.663.1965

Mechanical - Electrical

RESSOURCES D'EXPERT CONSEIL
1666, Place de Lierre, Laval, Qc. H7G 4X7
1.450.663.1965

Landscape Architect

FOTENN
Planning + Design
223 McLeod Street, Ottawa ON K2P 0Z8
613.730.5709

Project

1354-1376 CARLING TOWER E

CONSTRUCTION NEUVE
PHASE 1

Sheet Title :

NORTH ELEVATION

| | | | |
|---|---|---|---|
| Scale : | As indicated | Drawn by : | K.I. |
| Date : | 04 OCT 2019 | Approved by : | E.H. |
| Project # : | 16-080 | Drawing Number : | A-203 |

10/4/2019 8:52:01 PM




1 A-204 WEST ELEVATION

1 : 100

## LEGEND

- E1 — MASONRY BLOCK (LIGHT GREY, GRANITEX FINISH, TECHO BLOC OR EQUIVALENT)
- E2 — METAL SIDING WITH COLOR OF WOOD
- E3 — PRECAST CONCRETE PANEL, BRICK FINISH (LIGHT GREY BRICK FINISH)
- E4 — METAL SIDING (CAMITAL OR EQUIVALENT) COLOUR PEWTER GRAY
- E5 — ALUMINIUM PANEL(PANFAB OR EQUIVALENT) NATURAL ALUMINIUM (COLOUR RIGEL-2)
- E6 — ALUMINIUM PANEL(PANFAB OR EQUIVALENT) NATURAL ALUMINIUM (COLOUR JUPITER)
- E7 — ALUMINIUM PANEL(PANFAB OR EQUIVALENT) NATURAL ALUMINIUM (COLOUR JUPITER)
- E8 — MASONRY BLOCK (BELDEN, BLACK DIAMOND OR EQUIVALENT)
- E9 — ALUMINIUM PANEL(PANFAB OR EQUIVALENT) NATURAL ALUMINIUM (COLOUR RIGEL-2)
- E10 — PRECAST CONCRETE PANEL, BRICK FINISH (LIGHT GREY BRICK FINISH)
- 4 — GLASS RAILINGS, RAMP-ART (OR EQUIVALENT) FROSTED GLASS
- W — WINDOW WALL / CURTAIN WALL / WINDOW / PUNCH WINDOW (ALUMINUM FRAME)
- AL 1 — LOUVRE SCREEN

**APPROVED**
*By Lily Xu at 3:40 pm, Feb 11, 2020*

LILY XU, MCIP, RPP
(A) MANAGER, DEVELOPMENT REVIEW - SOUTH
PLANNING, INFRASTRUCTURE & ECONOMIC DEVELOPMENT DEPARTMENT, CITY OF OTTAWA

GeigerHuot
GeigerHuot
architectes
424, rue Guy, bureau 104, Montréal, QC, H3J 1S6
tél.: 514 - 935 - 3338 telec. 514 - 935 - 3375
info@geigerhuot.com

**GENERAL NOTES :**

**Do not scale directly from the drawings.**

All dimensions and general conditions must be verified on site before any work begins.

Do not proceed in case of uncertainties.

This drawing should be read together with the architectural specifications and general notes.

ONTARIO ASSOCIATION OF ARCHITECTS
ERIC HUOT
5307

Sceau

Holloway LODGING

Client

NORD DE PROJET

NORD GÉOGRAPHIQUE

| Revision Schedule | | |
|---|---|---|
| Dr. | Revision | Date |
| 04.10.2019 | TENDER REVIEW SET | KI |
| 27.09.2019 | COORDINATION 12 | KI |
| 26.09.2019 | COORDINATION 11 | KI |
| 17.09.2019 | COORDINATION 10 | KI |
| 12.09.2019 | COORDINATION 9 | KI |
| 05.09.2019 | COORDINATION 8 | KI |
| 30.08.2019 | COORDINATION 7 | KI |
| 30.08.2019 | REVISION FOR PERMIT | KI |
| 01.08.2019 | COORDINATION 6 | KI |
| 24.07.2019 | COORDINATION 5 (MEP) | KI |
| 28.06.2019 | ISSUED FOR PERMIT | EH |
| 15.02.2019 | ISSUED FOR 50% | EH |
| 04.12.2018 | ISSUED FOR SPA RESUBMISSION | EH |
| 15.11.2018 | COORDINATION 4 | EH |
| 01.11.2018 | COORDINATION 3 | EH |
| 21.09.2018 | COORDINATION 1 STRUCTURE | EH |

Revision

Structure

LEROUX+CYR
Solutions structurales
500 boul. Gouin Est, bureau 105 , Montréal, Qc, H3L 3R9
1.450.663.1965

Mechanical - Electrical

INGENIEURS EXPERT CONSEIL
1666, Place de Lierre, Laval, Qc. H7G 4X7
1.450.663.1965

Landscape Architect

FOTENN
Planning + Design
223 McLeod Street, Ottawa ON K2P 0Z8
613.730.5709

Project

1354-1376 CARLING
TOWER C

CONSTRUCTION NEUVE
PHASE 1

Sheet Title :

WEST ELEVATION

| | | | |
|---|---|---|---|
| Scale : | 1 : 100 | Drawn by : | K.I. |
| Date : | 27 SEP 2019 | Approved by : | E.H. |
| Project # : | 16-080 | Drawing Number : | A-204 |

2019/09/27 4:49:03 PM

1 / A-204 — WEST ELEVATION

1 : 75

## LEGEND

| | |
|---|---|
| E1 | MASONRY BLOCK (LIGHT GREY, GRANITEX FINISH, TECHO BLOC OR EQUIVALENT) |
| E8 | MASONRY BLOCK (BELDEN, BLACK DIAMOND OR EQUIVALENT) |
| E7 | ALUMINIUM PANEL(PANFAB OR EQUIVALENT) NATURAL ALUMINIUM (JUPITER) |
| E2 | METAL SIDING<br>Panneau préfabriqué avec revêtement métallique |
| 4 | GLASS RAILINGS, RAMP-ART (OR EQUIVALENT) FROSTED GLASS<br>Garde-corps en verre (verre dépoli, Ramp-Art ou equiv.) |
| W | WINDOW WALL (ALUMINIUM FRAME)<br>Mur rideau (cadre en aluminium, couleur extérieure anod. naturel) |

ELEVATIONS / LEGEND

1 : 100

**APPROVED**
*By Lily Xu at 3:41 pm, Feb 11, 2020*

LILY XU, MCIP, RPP
(A) MANAGER, DEVELOPMENT REVIEW - SOUTH
PLANNING, INFRASTRUCTURE & ECONOMIC DEVELOPMENT DEPARTMENT, CITY OF OTTAWA


GeigerHuot architectes
424, rue Guy, bureau 104, Montréal, QC, H3J 1S6
tél. 514 - 935 - 3338 telec. 514 - 935 - 3375
info@geigerhuot.com


**GENERAL NOTES :**

**Do not scale directly from the drawings.**

All dimensions and general conditions must be verified on site before any work begins.

Do not proceed in case of uncertainties.

This drawing should be read together with the architectural specifications and general notes.

ONTARIO ASSOCIATION OF ARCHITECTS — ERIC HUOT LICENCE 5307

Sceau

Holloway LODGING

Client

NORD DE PROJET — NORD GÉOGRAPHIQUE

Revision Schedule

| Dir. | Revision | Date |
|---|---|---|

| Date | Revision | By |
|---|---|---|
| 04.10.2019 | TENDER REVIEW SET | KI |
| 01.10.2019 | COORDINATION - CEILING PLANS E | KI |
| 17.09.2019 | COORDINATION 10 | KI |
| 12.09.2019 | COORDINATION 9 | KI |
| 05.09.2019 | COORDINATION 8 | KI |
| 30.08.2019 | COORDINATION 7 | KI |
| 01.08.2019 | COORDINATION 6 | KI |
| 24.07.2019 | COORDINATION 5 (MEP) | KI |
| 28.06.2019 | ISSUED FOR PERMIT | EH |
| 15.02.2019 | ISSUED FOR 50% | EH |
| 04.12.2018 | ISSUED FOR SPA RESUBMISSION | EH |
| 15.11.2018 | CORDINATION 4 | EH |
| 01.11.2018 | CORDINATION 3 | EH |
| 21.09.2018 | CORDINATION 1 STRUCTURE | EH |

Revision

Structure

LEROUX+CYR Solutions structurales
500 boul. Gouin Est, bureau 105 , Montréal, Qc, H3L 3R9
1.450.663.1965

Mechanical - Electrical

DESJARDINS EXPERT CONSEIL
1666, Place de Lierre, Laval, Qc. H7G 4X7
1.450.663.1965

Landscape Architect

FOTENN Planning + Design
223 McLeod Street, Ottawa ON K2P 0Z8
613.730.5709

Project

# 1354-1376 CARLING TOWER E

CONSTRUCTION NEUVE PHASE 1

Sheet Title :

## WEST ELEVATION

| | | | |
|---|---|---|---|
| Scale : | As indicated | Drawn by : | K.I. |
| Date : | 04 OCT 2019 | Approved by : | E.H. |
| Project # : | 16-080 | Drawing Number : | A-204 |

10/4/2019 8:52:30 PM