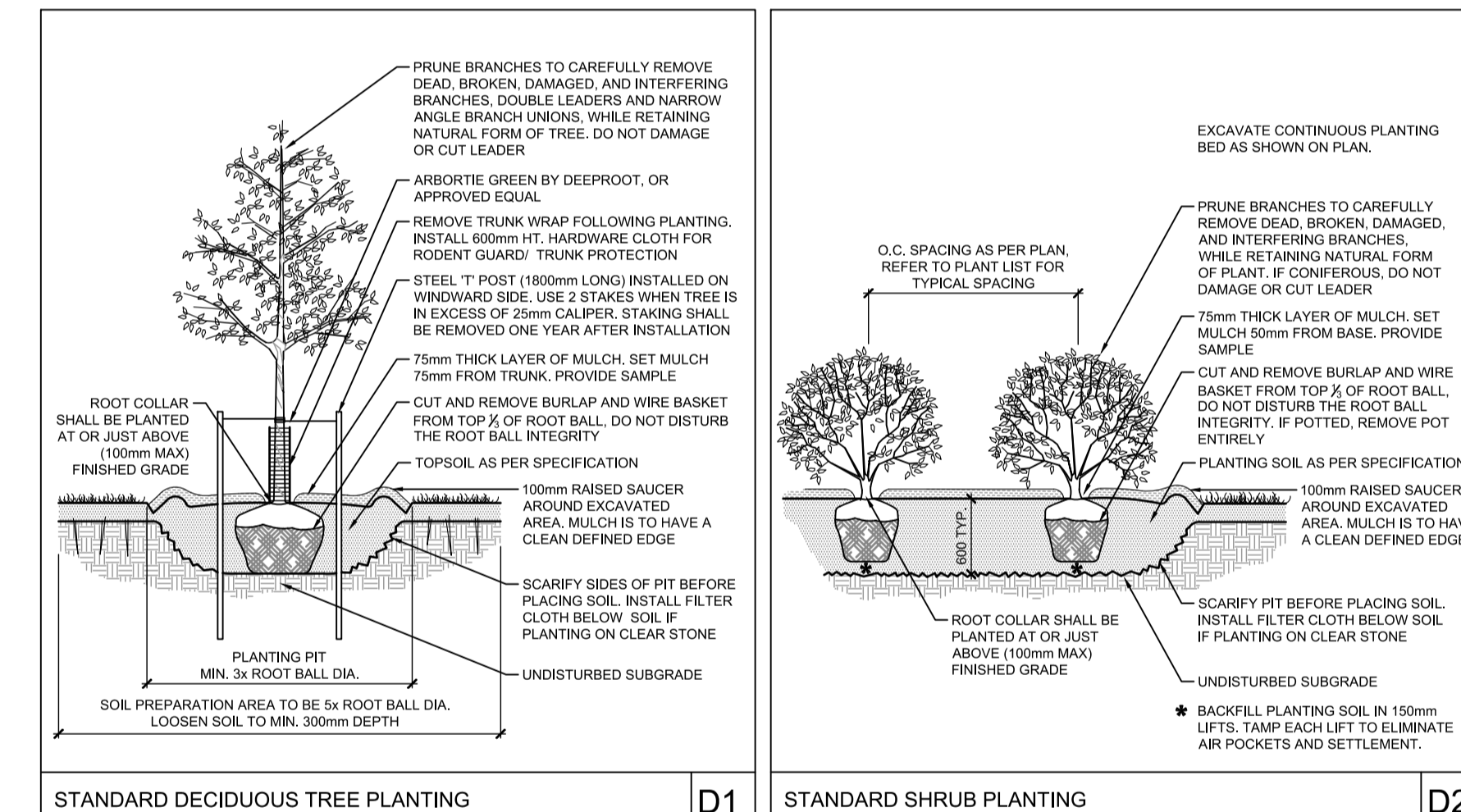
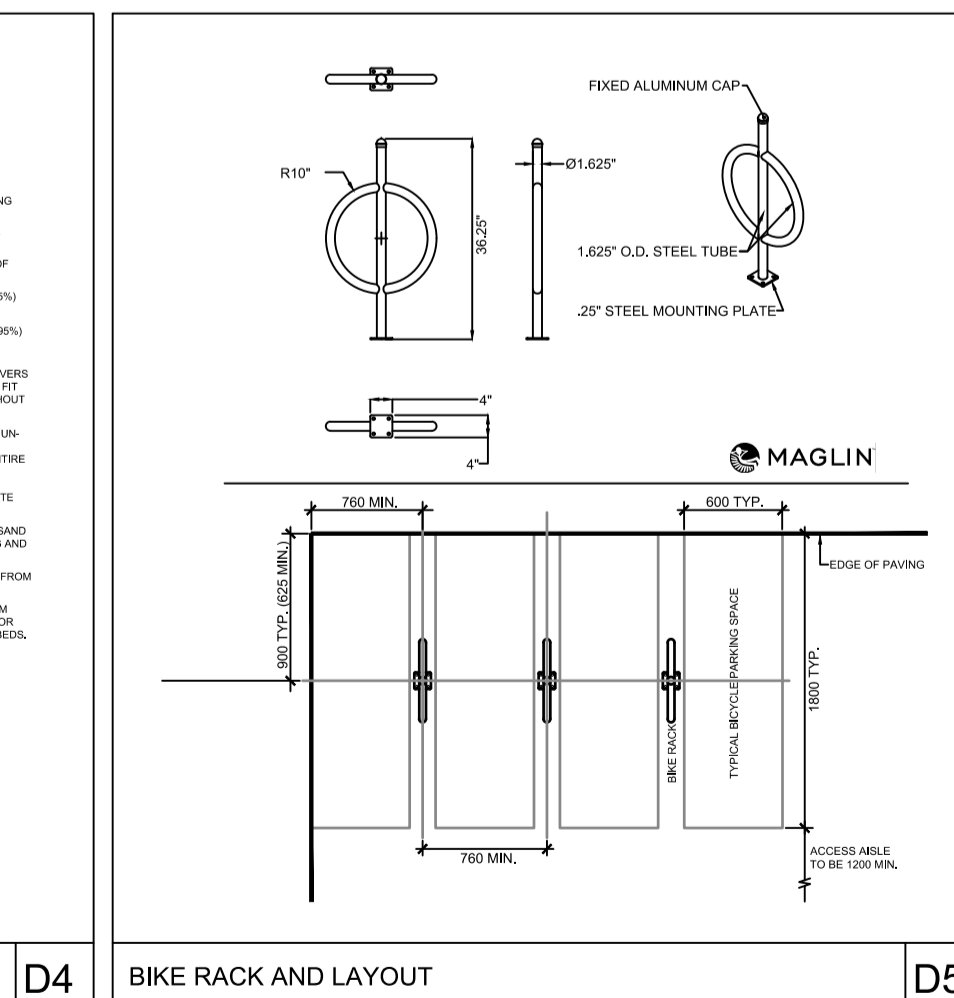
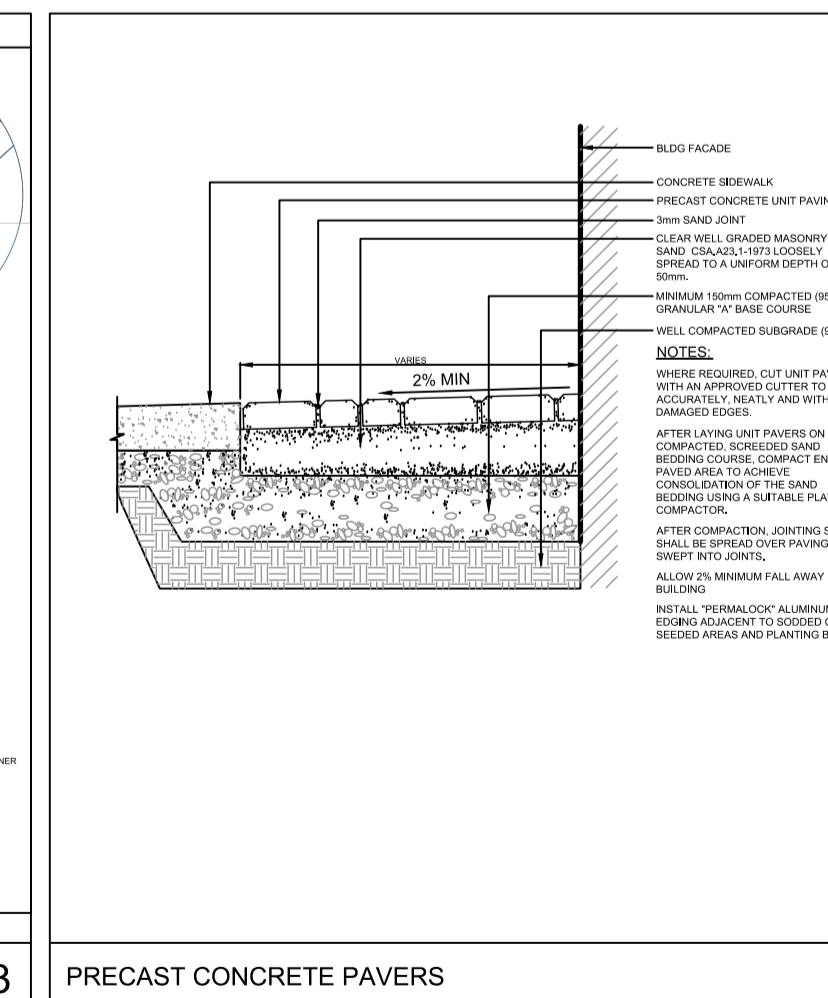
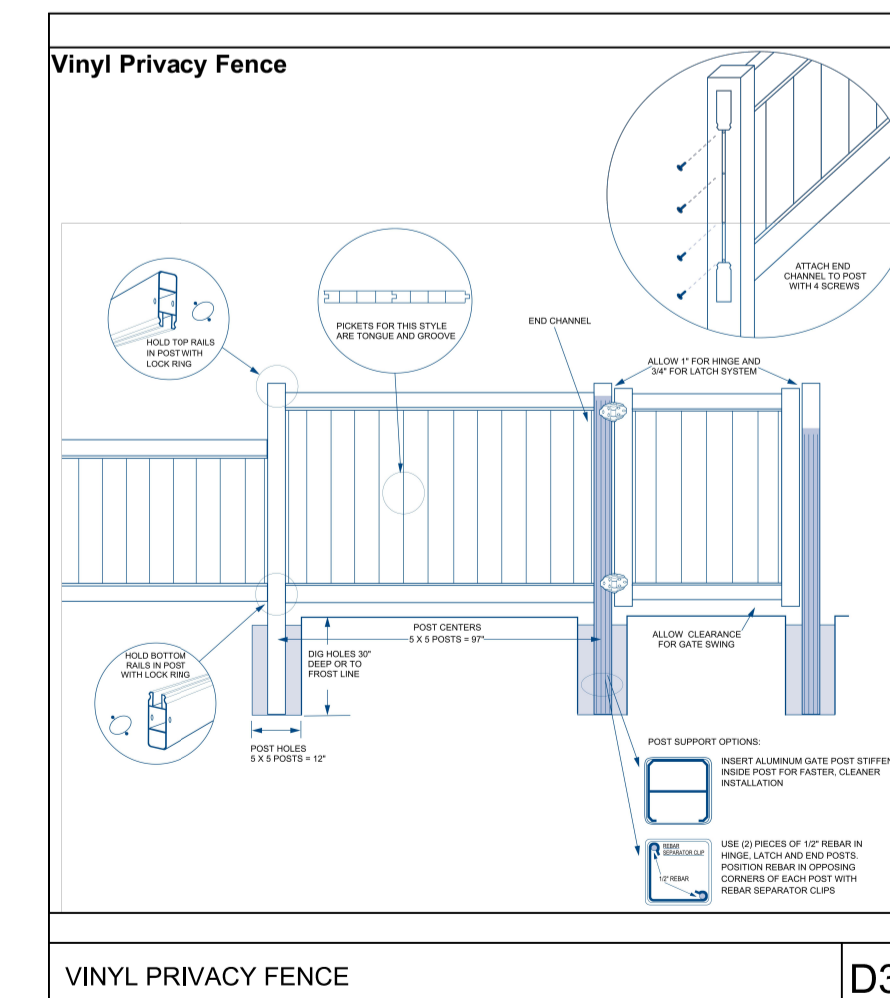


**PLANTING NOTES**

- This drawing shall be read in conjunction with all relevant Architectural, Engineering, and related drawings and documents.
- Refer to Engineering Drawings for Grading. Provide drainage as indicated in grading plan. Round all tops and toes of slopes, smoothly. Compact all areas to 95% Standard Proctor Density unless otherwise noted.
- Refer to Architectural Drawings for site layout.
- Refer to Engineering Drawings for site servicing.
- Contractor must contact utility companies for stake outs prior to excavation or planting.
- It is essential to use the plans and details in conjunction with the specifications and notes. Some or all the notes may not apply to the special requirements of a plant species or a planting environment.
- Existing trees to be retained shall be protected according to the contract detail and specifications.
- Plant material shall be No. 1 Grade and shall comply with Canadian Standards for Nursery Stock (latest edition) published by the Canadian Nursery Landscape Association.
- Use plant material with strong fibrous root system free of disease, defects or injuries, and structurally sound. Use trees with straight trunks, well and characteristically branched for species. Obtain approval from consultant of plant material at source prior to digging. All trees and shrubs shall be container grown, potted, W/B or B/B, as indicated on Plant List. Bare root planting will only be acceptable for certain species and as approved by the Landscape Architect.
- Plant material substitutions shall not be permitted without the written approval from the consultant, with 48 hours notice, prior to shipping plant material.
- Plant locations are schematic / approximate only. Contractor shall stake out locations on site for approval by the Landscape Architect prior to installation. The illustrated number of plants shown is the estimated number in the Plant List. Contractor to report any discrepancies to the Landscape Architect prior to installation. Contractor will assume full responsibility if the Landscape Architect is not notified.
- Ensure trees are thoroughly watered following planting. Monitor material and ensure adequate moisture until acceptance.
- In heavy clay or poorly drained soils, set root ball with root collar 75-100mm higher than finished grade.
- Reinstate all areas damaged or disturbed beyond the Limit of Work.
- Refer to specifications:
  - 31 22 19 Topsoil Placement and Grading
  - 32 01 90 Operators and Maintenance of Planting
  - 32 91 13 Planting Soil Preparation
  - 32 93 10 Planting of Trees, Shrubs and Groundcovers



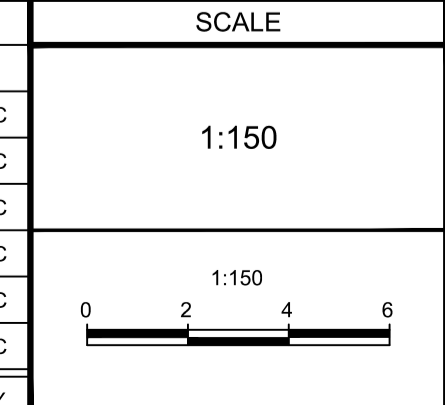
| KEY                     | QTY | BOTANICAL NAME                                    | COMMON NAME                 | SIZE      | CONDITION | SPACING  |
|-------------------------|-----|---|-----------------------------|-----------|-----------|----------|
| <b>DECIDUOUS TREES</b>  |     |   |                             |           |           |          |
| AXP                     | 1   | <i>Amelanchier x grandiflora 'Princess Diana'</i> | Princess Diana Serviceberry | 50mm cal. | WB        | AS SHOWN |
| <b>DECIDUOUS SHRUBS</b> |     |   |                             |           |           |          |
| smc                     | 23  | <i>Spiraea japonica 'Magic Carpet'</i>            | Magic Carpet Spirea         | 40cm ht.  | POTTED    | AS SHOWN |



**NOTE:**  
THE POSITION OF ALL POLE LINES, CONDUITS, WATERMANS, SEWERS AND OTHER UNDERGROUND AND OVERGROUND UTILITIES AND STRUCTURES IS NOT NECESSARILY SHOWN ON THE CONTRACT DRAWINGS, AND WHERE SHOWN, THE ACCURACY OF THE POSITION OF SUCH UTILITIES AND STRUCTURES IS NOT GUARANTEED. BEFORE STARTING WORK, DETERMINE THE EXACT LOCATION OF ALL SUCH UTILITIES AND STRUCTURES AND ASSUME ALL LIABILITY FOR DAMAGE TO THEM.


**NOT FOR CONSTRUCTION**

| No. | REVISION                      | DATE       | BY |
|-----|-------------------------------|------------|----|
| 6.  | REVISED PER REVIEW COMMENTS   | SEPT 22/16 | SC |
| 5.  | REVISED PER SITE PLAN CHANGES | SEPT 14/16 | SC |
| 4.  | ISSUED FOR SPA                | MAR 31/16  | SC |
| 3.  | REVISED PER SITE PLAN CHANGES | MAR 29/16  | SC |
| 2.  | REVISED PER COMMENTS          | MAR 23/16  | SC |
| 1.  | ISSUED FOR CLIENT REVIEW      | MAR 21/16  | SC |



| DESIGN   | SC  |
|----------|-----|
| CHECKED  | RGJ |
| DRAWN    | MEL |
| CHECKED  | SC  |
| APPROVED | RGJ |

**FOR REVIEW ONLY**



**NOVATECH**  
Engineers, Planners & Landscape Architects  
Suite 200, 240 Michael Cowpland Drive  
Ottawa, Ontario, Canada K2M 1P6  
Telephone (613) 254-9643  
Facsimile (613) 254-5867  
Website www.novatech-eng.com

| LOCATION   | CITY OF OTTAWA |
|--|----------------|
| 275 KING EDWARD AVENUE, APARTMENT BUILDING <td></td> |                |
| DRAWING NAME <td>LANDSCAPE PLAN</td>                 | LANDSCAPE PLAN |
| PROJECT No.  | 112078-00      |
| REV  | REV # 6        |
| DRAWING No.  | 112078-L1      |

M:\2012\112078\CADD\Landscapes\1-Plans\112078-L1.dwg, LT, Sep 22, 2016 - 3:56pm, mbeat