

NCM HYDROVAC

legend / légende

- BOUNDARY OF APPLICATION
- TREE PROTECTION FENCING (REFER DETAIL 2-L1). REFER TO E.I.S./T.C.R. BY MUNCASTER ENVIRONMENTAL PLANNING LTD.
- Grass Seed ON 150mm DEPTH TOPSOIL
- Amelanchier canadensis (Serviceberry)
QTY. = 1 (REFER 3-L1)
- AC

general notes / notes générales

DO NOT SCALE DRAWINGS:

Fotenn Consultants Inc. IS NOT RESPONSIBLE FOR ACCURACY OF BASE INFORMATION;

REFER TO ENVIRONMENTAL IMPACT STUDY FOR TREE CONSERVATION PLANS;

REFER TO CIVIL ENGINEERING DRAWINGS FOR GRADING & SITE SERVICING INFORMATION;

THE CONTRACTOR IS RESPONSIBLE FOR CONFIRMING SITE CONDITIONS AND REPORTING ANY DISCREPANCIES TO THE LANDSCAPE ARCHITECT;

THE CONTRACTOR IS RESPONSIBLE FOR CONFIRMING EXACT LOCATIONS OF ALL UNDERGROUND SERVICES AND OBTAINING CLEARANCE FROM ALL APPLICABLE UTILITIES. PROPOSED WORKS FOUND TO BE IN CONFLICT WITH UNDERGROUND SERVICES MAY BE ADJUSTED AT THE DIRECTION OF THE LANDSCAPE ARCHITECT;

LANDSCAPE ELEMENTS SHOWN ARE SUBJECT TO THE FINAL LOCATION OF UNDERGROUND SERVICES AND UTILITIES;


PERFORM WORK IN ACCORDANCE WITH DETAILS AND SPECIFICATIONS.

1	issue for Site Plan approval	2019/06/06
0	issue for Client review	2019/05/28
rev/n	description / la description	yyyy/mm/dd

FOTENN Planning + Design
223 McLeod Street
Ottawa, ON, CANADA K2P 0Z8
613.730.5709
fotenn.com

north / le nord

stamp / le cachet



project / projet

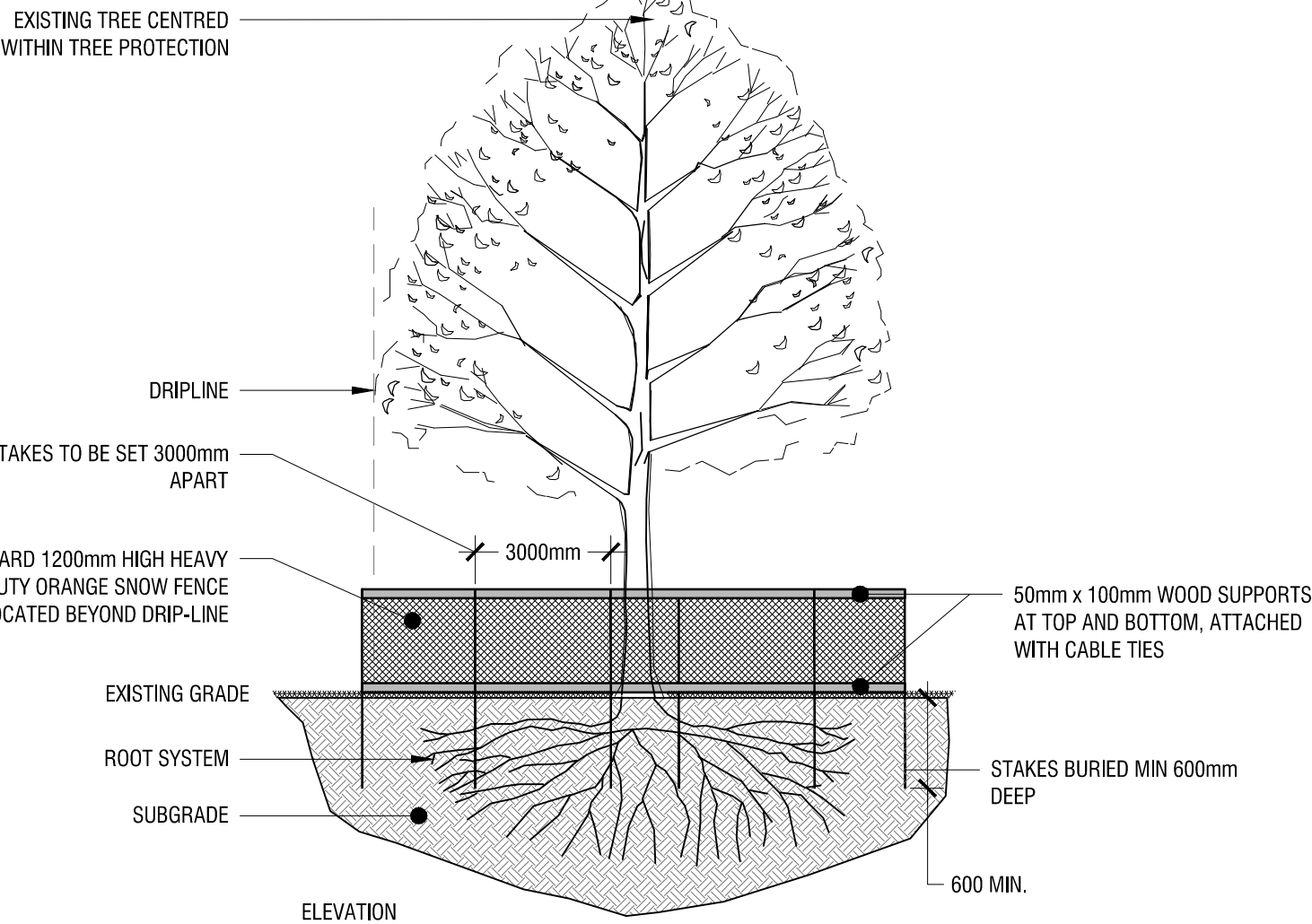
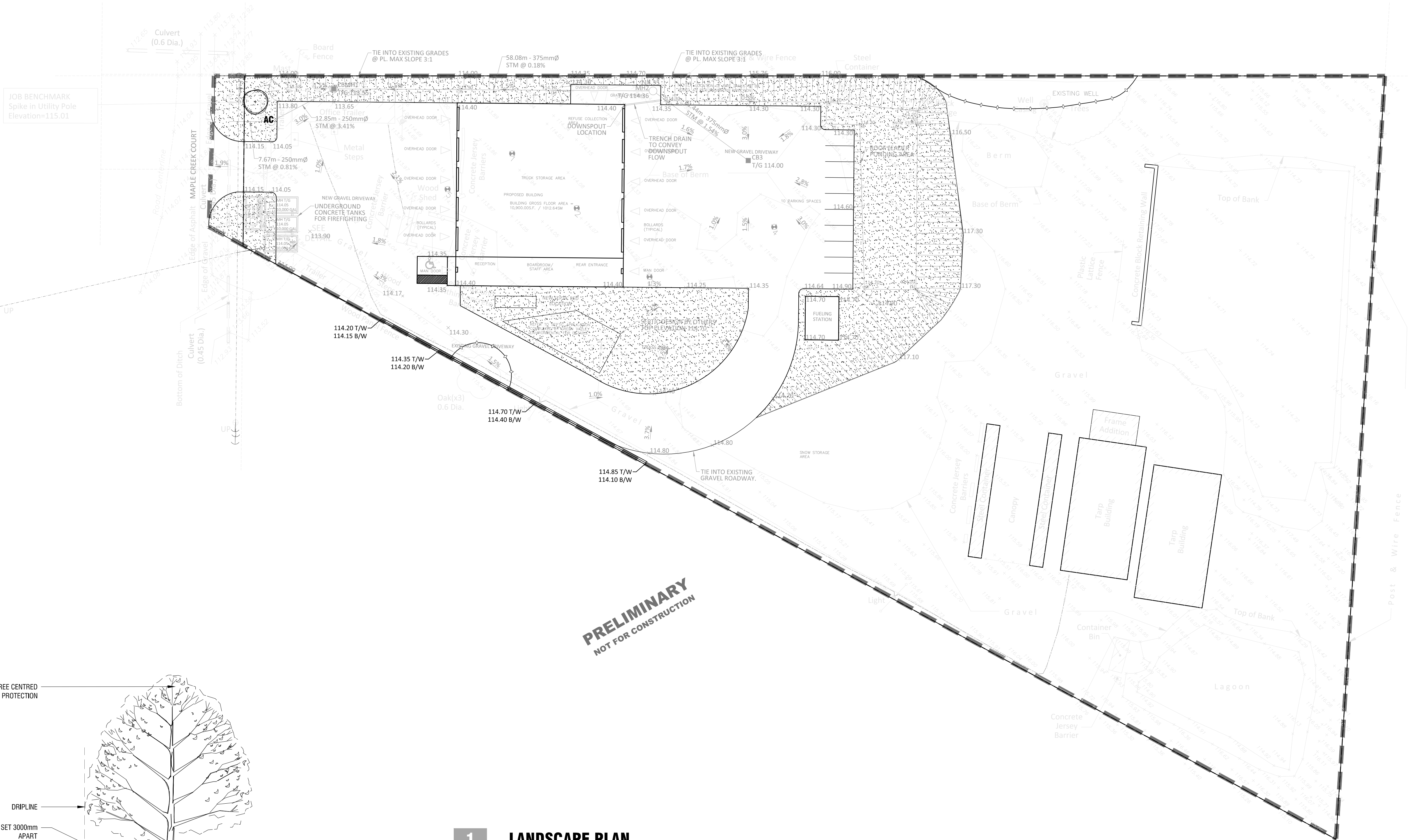
200 MAPLE CREEK COURT

drawing / dessin

LANDSCAPE PLAN

designed / conçu	drawn / dessiné	reviewed / examiné
SM	SM / SP	
date		
May 2019		
drawing number / No. du dessin		

L1 of 1



NOTES:

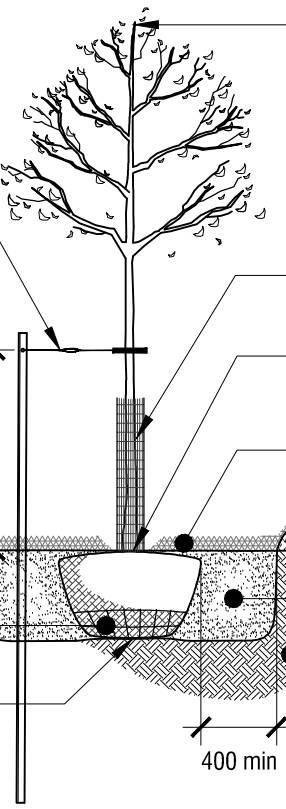
- INSTALL TREE PROTECTION BEFORE CONSTRUCTION BEGINS AND KEEP IN PLACE UNTIL LANDSCAPE CONSTRUCTION IS COMPLETE;
- EXISTING TREES TO REMAIN SHALL BE PROTECTED WITH CONTINUOUS ORANGE SNOW FENCING LOCATED BEYOND DRIP-LINE TO THE SATISFACTION OF THE LANDSCAPE ARCHITECT. GROUPS OF EXISTING TREES / PLANTINGS TO REMAIN SHALL BE PROTECTED WITH CONTINUOUS SNOW FENCING AROUND ENTIRE CLUMP(S). AREAS WITH PROTECTIVE FENCING SHALL REMAIN UNDISTURBED AND NOT BE USED FOR STORAGE OF BUILDING MATERIALS OR EQUIPMENT;
- THE GRADES WITHIN THE FENCING SHALL REMAIN UNCHANGED;
- NO RIGGING CABLES SHALL BE INSTALLED OR WRAPPED AROUND TREES. EXCESS SOIL, MATERIALS, EQUIPMENT OR DEBRIS SHALL NOT BE PLACED OVER ROOT SYSTEMS OF TREES WITHIN PROTECTIVE FENCING. NO CONTAMINANTS SHALL BE DUMPED OR FLUSHED WHERE FEEDER ROOTS OF TREES EXIST;
- BRANCHES, LIMBS OR PORTIONS OF TREES THAT ARE REMOVED TO ALLOW FOR CONSTRUCTION WORK SHALL BE REMOVED CAREFULLY AND IN ACCORDANCE WITH ACCEPTED ARBORICULTURE PRACTICE;
- WHERE ROOT SYSTEMS OF PROTECTED TREES ARE DIRECTLY EXPOSED TO OR DAMAGED BY CONSTRUCTION WORK, THEY SHALL BE TRIMMED NEATLY AND THE AREA BACKFILLED WITH SUITABLE MATERIAL TO PREVENT DESICCATION;
- WHERE APPROPRIATE, THE TREES SHALL UNDERGO AN OVERALL PRUNING TO RESTORE TREE APPEARANCE AND / OR RESTORE THE BALANCE BETWEEN TOP GROWTH AND ROOTS. DO NOT PRUNE LEADERS.
- NO MOVEMENT OF VEHICLES, EQUIPMENT OR PEDESTRIANS SHALL OCCUR WITHIN THE FENCE

1 LANDSCAPE PLAN L1 1:400

GUying SYSTEM: 40x40mm METAL T-POST, EMBED MIN. 300mm INTO NATIVE SUBGRADE. INSTALL ADJUSTABLE TURNBUCKLE ON 3mm DIA. WIRE AND WRAP AROUND TRUNK WITH SECTION OF 2-PLY REINFORCED RUBBER HOSE OR APPROVED ARBOR TIE TYPE PRODUCT

2/3 HEIGHT OF TRUNK TO BRANCHING - INSTALL ON PREVAILING WIND SIDE

EXISTING / FINISH GRADE
SCARIFY BOTTOM AND SIDES OF PIT
CUT AND REMOVE TOP 2/3 WIRE AND BURLAP FROM TOP AND SIDES OF ROOTBALL
COMPACTED SUBGRADE BELOW ROOTBALL ONLY



DO NOT CUT OR DAMAGE LEADER
REMOVE DAMAGED OR DEAD BRANCHES
(FOLLOW THE MOST RECENT CANADIAN NURSERY & TRADES ASSOCIATION PRACTICE)

REMOVE BURLAP AFTER ACCEPTANCE AND INSTALL FINE WIRE MESH RODENT PROTECTION
PLANT TREE AT ELEVATION EQUAL TO THAT OF APPARENT NURSERY GROWING CONDITION
MULCH LAYER TO 75mm DEPTH - CLEAR FROM IMMEDIATE BASE OF TREE
COMPACTED SOIL SAUCER

PLANTING MEDIUM, BACKFILLED AND TAMPED IN LIFTS OF 150mm TO AVOID ROOTBALL DISTURBANCE
UNDISTURBED SUBGRADE

3 DECIDUOUS TREE PLANTING DETAIL L1 n.t.s.

2 TREE PROTECTION FENCING DETAIL L1 n.t.s.