GENERAL CONSTRUCTION NOTES:

1. ALL LANDSCAPE WORK SHALL CONFORM TO IMPERIAL OIL LIMITED MASTER SPECIFICATION, DATED AUGUST, 2002, DIVISION 2 – SITE WORK SECTION 02900 LANDSCAPING, SECTION 02785, UNIT PAVING.

   SHOULD REQUIREMENTS CONFLICT BETWEEN SPECIFICATION AND DRAWINGS THE SPECIFICATION REQUIREMENTS SHALL GOVERN.

2. USE PLANTING MATERIAL TRUE TO NAME, SIZES, OR GRADES AS SPECIFIED, AND CONFORMING TO THE 'CANADIAN NURSERY TRADES ASSOCIATION METRIC GUIDE SPECIFICATIONS AND STANDARDS'.
3. CHECK ALL QUANTITIES AND REPORT ANY ERRORS/DISCREPANCIES TO THE LANDSCAPE ARCHITECT AND AGREE BEFORE PROCEEDING.
4. MATERIALS AND WORKMANSHIP NOT MEETING SPECIFICATIONS WILL BE REJECTED, AT TIME OF INSPECTIONS.
5. ALL TREES SHALL BE BALLED AND BURLAPPED AND ALL SHRUBS SHALL BE POT GROWN. PLANTING MATERIAL SIZES ARE MINIMUM.
6. WHEN PLANTING MATERIALS IS SUPPLIED IN WIRE BASKETS THE TOP 2/3 OF THE BASKET SHALL BE CUT AND REMOVED FROM THE PIT PRIOR TO BACKFILLING.
7. SPECIFIED MIX FOR TREE / SHRUB PLANTING: TOPSOIL SHALL BE A FERTILE, FRIABLE, NATURAL SANDY LOAM. IT SHALL BE FREE OF STONES, SUBSOIL, REFUSE OR OTHER EXTRANEOUS MATERIALS, AND CAPABLE OF SUSTAINING HEALTHY PLANT GROWTH. THE CONTRACTOR SHALL NOT USE TOPSOIL WHILE IN A FROZEN OR MUDDY CONDITION. TEN PER CENT PEATMOSS AND TEN PERCENT WELL ROTTED FARMYARD MANURE SHOULD BE MIXED INTO THE TOPSOIL. THE SPECIFIED MIX SHALL BE SUBJECT TO THE APPROVAL OF THE TOWN/CITY'S AUTHORITY.
8. FINISH ALL PLANTING AREAS WITH 100mm OF SHREDDED PINE BARK MULCH. GROW BARK, 519–885–3411; ECONOMY MULCH SUBSTITUTIONS WILL BE REJECTED
9. ALL SOD SHALL CONFORM TO THE 'CANADIAN NURSERY SOD GROWERS SPECIFICATIONS' / NO 1 NURSERY SOD. SOD SHALL BE INSTALLED UPON ARRIVAL, AND SHALL BE SMOOTHLY LAID WITH TIGHT JOINTS ON MINIMUM
10 CM CLEAN TOPSOIL AND RECOMMENDED MINIMUM 30 CM OF CLEAN FILL. SOD SHALL BE COMPOSED OF 90% KENTUCKY BLUEGRASS & 10% CREEPING RED FESCUE; OR APPROVED EQUAL. CONTRACTOR TO PEG SOD ON SLOPES GREATER THAN 3:1, SWALES & DITCHES. CONTRACTOR TO PROVIDE UNIT PRICE FOR SODDING, AREAS DETERMINED ON SITE, AT TIME OF CONSTRUCTION. CONTRACTOR RESPONSIBLE TO MAINTAIN GRASS UNTIL FINAL APPROVAL. ALLOW FOR ONE CUTTING AND REMOVE CLIPPINGS.
10. WARRANTY ON ALL PLANT MATERIAL, (INCLUDING TRANSPLANTED MATERIAL), SHALL BE FOR ONE YEAR FROM DATE OF FINAL ACCEPTANCE OF CONSTRUCTION. REPLACEMENTS ARE TO BE GUARANTEED FOR AN ADDITIONAL ONE YEAR. CONTRACTOR RESPONSIBLE TO MAINTAIN & WATER SHRUBBERY UNTIL FINAL APPROVAL.

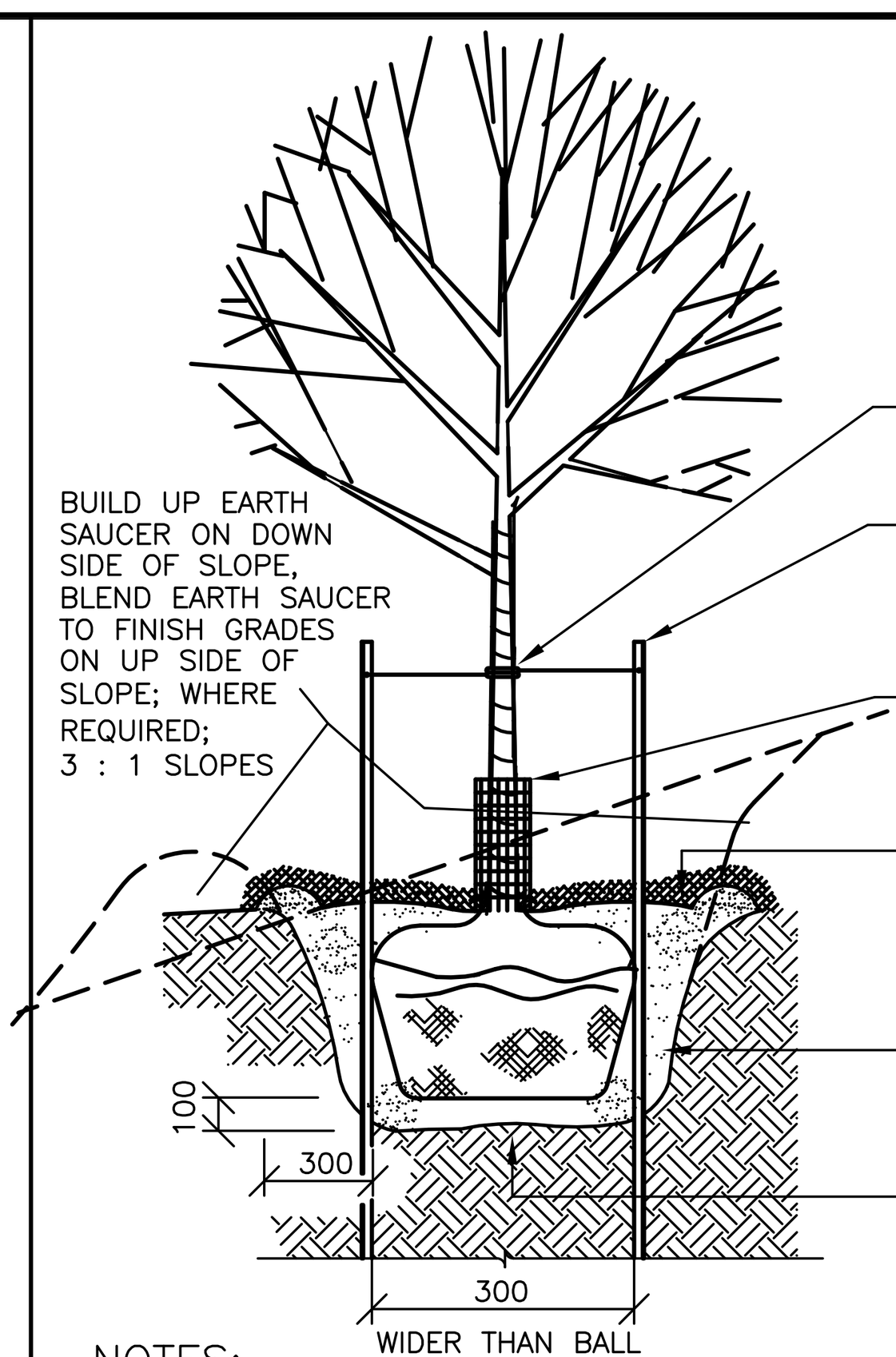

NOTES:

1) TREES UNDER 70mm CALIPER REQUIRE (2) STAKES; TREES 70mm CALIPER AND OVER REQUIRE (3) STAKES; LANDSCAPE CONTRACTOR TO REMOVE ALL TIES & STAKES AFTER 1 YEAR
2) SET TREE 70mm HIGHER THAN SURROUNDING GRADE TO ALLOW FOR SETTLEMENT
3) THE ABOVE DETAIL DOES NOT REPRESENT ANY PARTICULAR SPECIES
4) SHOULD PLANT MATERIAL BE SUPPLIED IN WIRE BASKETS THE TOP 1/2 OF THE BASKET SHALL BE CUT AND REMOVED FROM THE PIT.
5) READ THIS DETAIL IN CONJUNCTION WITH CITY PLANTING DETAIL, TO RIGHT, TO GOVERN

(1) DECIDUOUS TREE PLANTING DETAILS
SCALE N.T.S

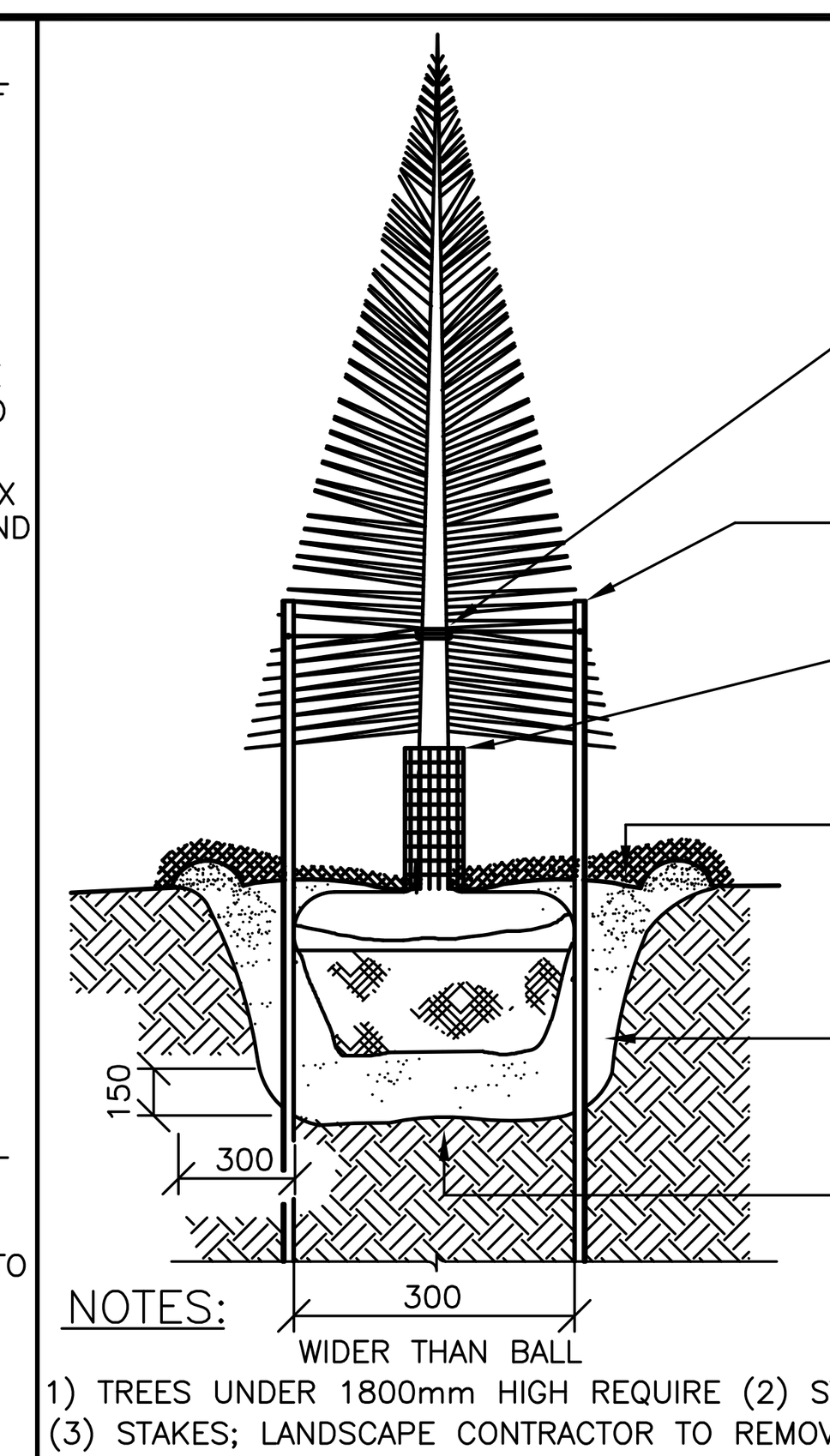

NOTES:

1) TREES UNDER 1800mm HIGH REQUIRE (2) STAKES; TREES OVER 1800mm HIGH REQUIRE (3) STAKES; LANDSCAPE CONTRACTOR TO REMOVE ALL TIES & STAKES AFTER 1 YEAR
2) SET TREE 70mm HIGHER THAN SURROUNDING GRADE TO ALLOW FOR SETTLEMENT
3) THE ABOVE DETAIL DOES NOT REPRESENT ANY PARTICULAR SPECIES
4) SHOULD PLANT MATERIAL BE SUPPLIED IN WIRE BASKETS THE TOP 1/2 OF THE BASKET SHALL BE CUT AND REMOVED FROM THE PIT.
5) WRAP CONIFEROUS TREES WITH BURLAP DURING WINTER SEASON, REMOVE IN EARLY SPRING; DURING GUARANTEE.
6) FOR PLANTING ADJACENT TO RETAINING WALL SEE DETAIL BELOW

(2) CONIFEROUS TREE PLANTING DETAILS
SCALE N.T.S

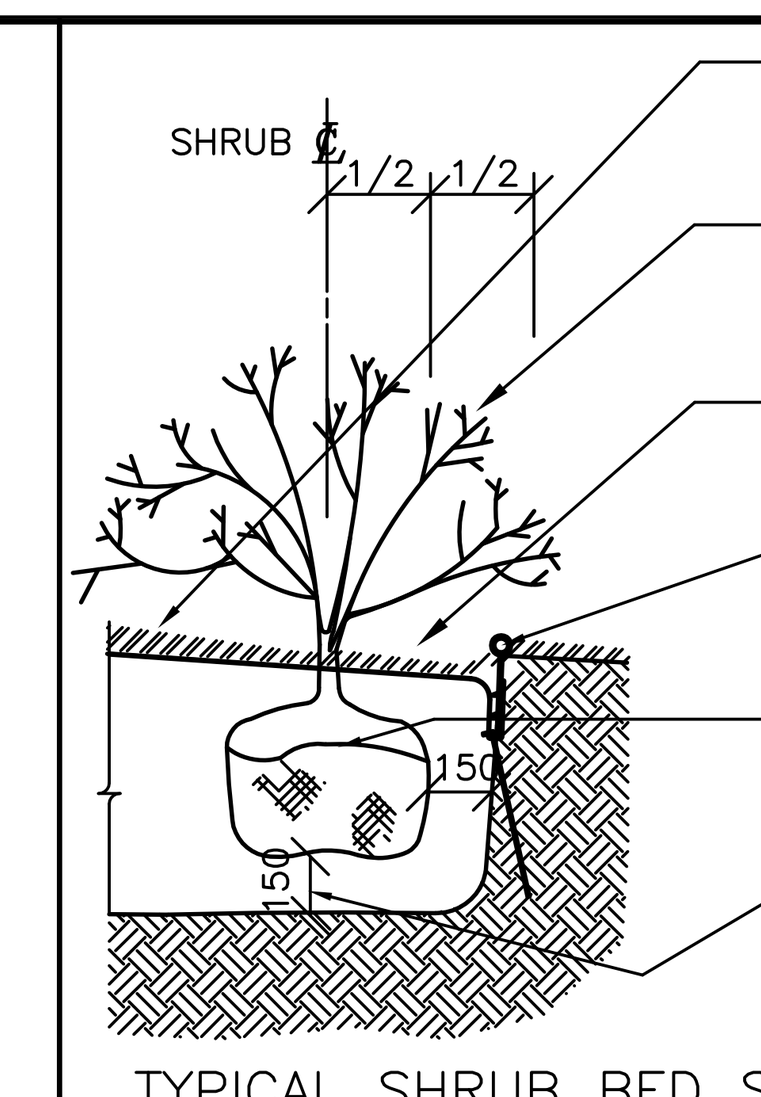

TYPICAL SHRUB BED SECTION; SCALE N.T.S.

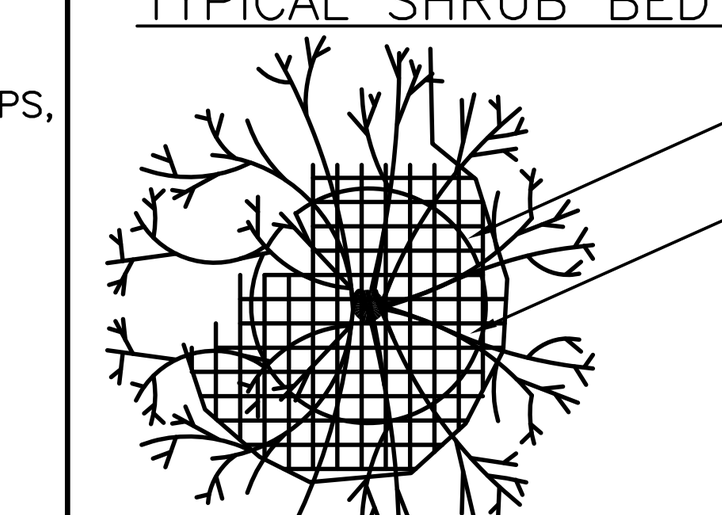

TYPICAL SHRUB BED PLAN
SCALE N.T.S

NOTES:

1) PLANTING METHOD ILLUSTRATED SHALL APPLY TO BARE–ROOT STOCK & BALLED STOCK
2) SET SHRUBS 70mm HIGHER THAN SURROUNDING GRADE TO ALLOW FOR SETTLEMENT
3) SHRUBS PLANTED IN GROUPS SHALL BE SET IN CONTINUOUS BEDS
4) THE ABOVE DETAIL DOES NOT REPRESENT ANY PARTICULAR SPECIES
   BERM SHRUB PLANTING AREAS TO CENTRE AT APPROX. 10:1 SLOPE.
5) LANDSCAPE FABRIC AVAILABLE FROM QUEST PLASTICS LTD., OR APPROVED EQUAL 6780 COLUMBUS ROAD, MISSISSAUGA, ONTARIO L5T 2G1, 905–795–0738
6) LANDSCAPE PLASTIC EDGING AVAILABLE /MANUFACTURED BY VALLEY VIEW INDUSTRIES info@valleyviewind.com 800–323–9369 IE., HOME DEPOT
   INSTALL TO MANUFACTURERS SPECIFICATIONS
7) CRUSHED RED BRICK CHIPS AVAILABLE FROM BEAVER VALLEY STONE, 25 LANGSTAFF ROAD, EAST THORNHILL, ONTARIO L3T 3P7 905–886–5787
8) SHREDDED PINE BARK MULCH FROM GROW BARK, 519–885–3411;

SHRUB PLANTING DETAILS
SCALE N.T.S

(3)



TYPICAL EDGE DETAIL
ENLARGEMENT; SCALE: NTS

(5) TYPICAL SIDEWALK DETAIL
SCALE: NTS

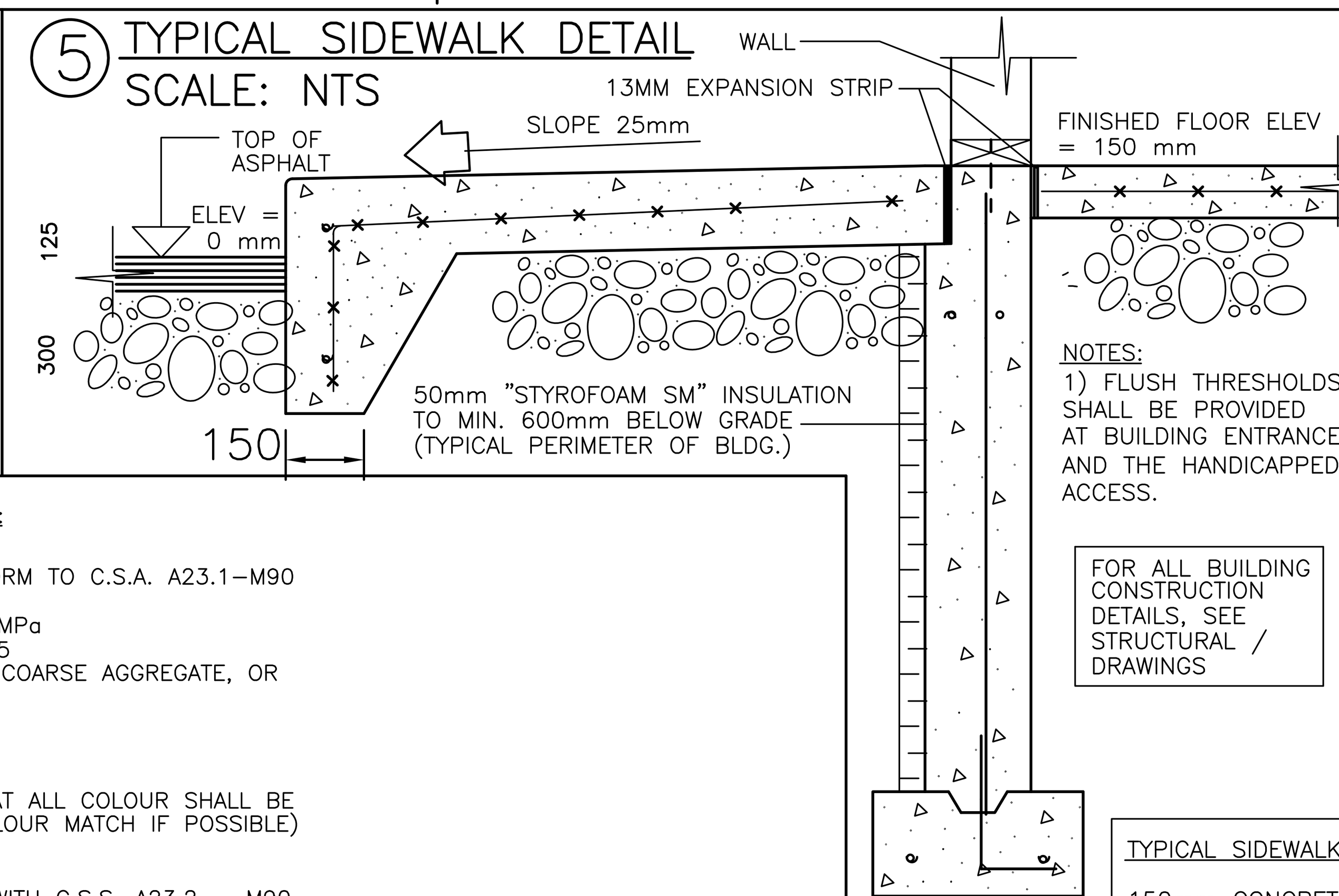

NOTES:
1) FLUSH THRESHOLDS SHALL BE PROVIDED AT BUILDING ENTRANCES AND THE HANDICAPPED ACCESS.

FOR ALL BUILDING CONSTRUCTION DETAILS, SEE STRUCTURAL / DRAWINGS

TYPICAL SIDEWALK CONSTRUCTION

150mm CONCRETE SLOPED 25mm AWAY FROM BLDG. R/W ONE LAYER OF 152 x 152 x MW 18.7 x MW 18.7 300mm DEEP GRANULAR 'A' MATERIAL COMPACTED TO 98 % STANDARD PROCTOR DENSITY.

CONCRETE SIDEWALK WITH TRANSVERSE EXPANSION JOINTS AT 4.0 M MAXIMUM IN LINE WITH CURB EXPANSION JOINTS; CONTROL JOINTS AT 2.0 M MAXIMUM O/C EACH DIRECTION)

CONCRETE CURBS WITH EXPANSION JOINTS AT 4.0 M MAXIMUM O/C

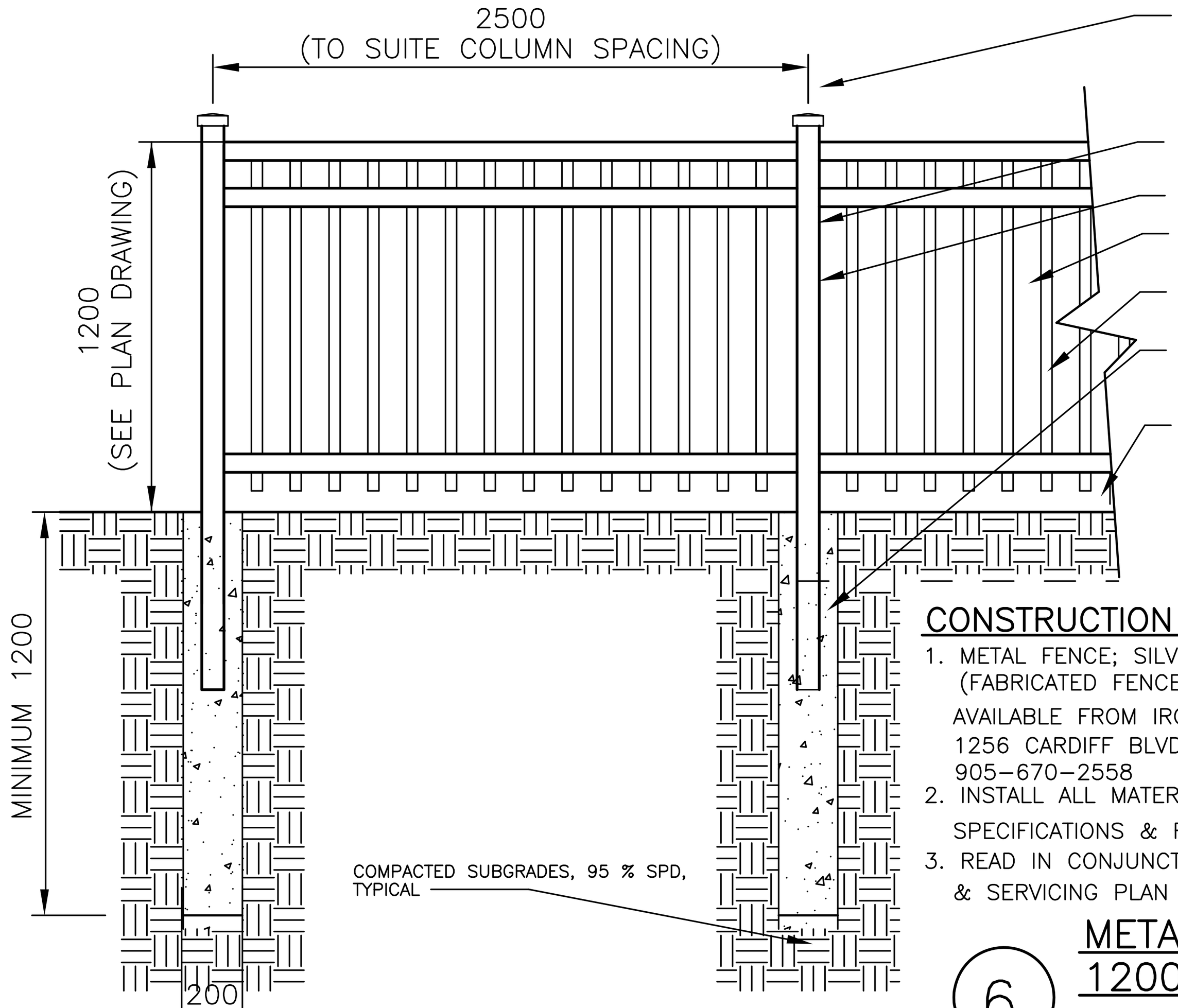

CONSTRUCTION NOTES, METAL FENCE:

1. METAL FENCE; SILVER EAGLE II; COLOUR, BLACK, (FABRICATED FENCE NOT ACCEPTABLE)
   AVAILABLE FROM IRON EAGLE INDUSTRIES INC. 1256 CARDIFF BLVD., MISSISSAUGA, ONT L5S 1R1 905–670–2558
2. INSTALL ALL MATERIALS TO MANUFACTURERS SPECIFICATIONS & REQUIREMENTS
3. READ IN CONJUNCTION / COORDINATE WITH GRADING & SERVICING PLAN FOR FENCE ELEVATIONS.

(6) METAL PICKET FENCE, 1200 MM HIGH
SCALE N.T.S

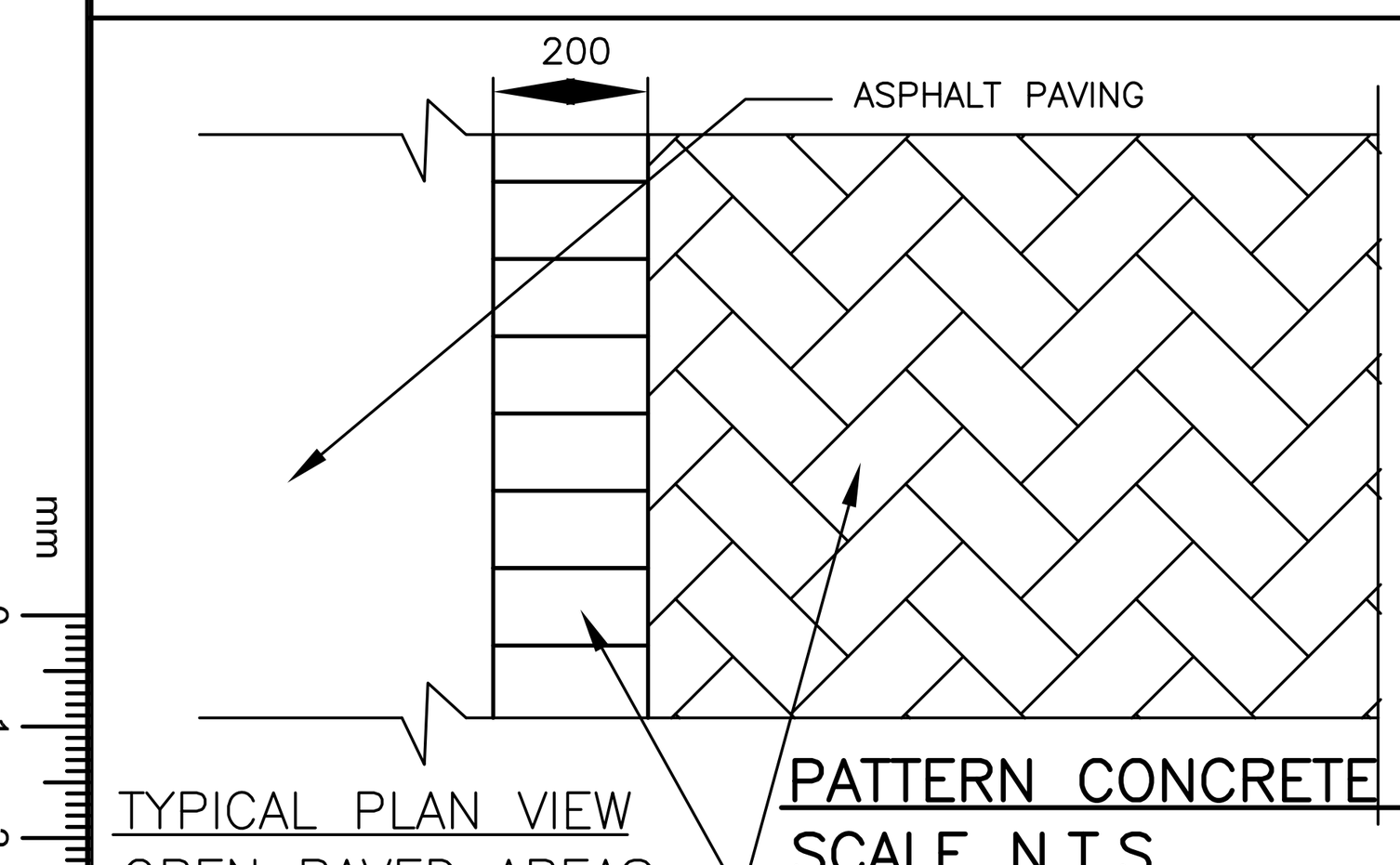

(4)

TYPICAL PLAN VIEW
OPEN PAVED AREAS
SCALE N.T.S

PATTERN CONCRETE PAVING
SCALE N.T.S

TYPICAL SECTION VIEW
OPEN PAVED AREAS
SCALE N.T.S

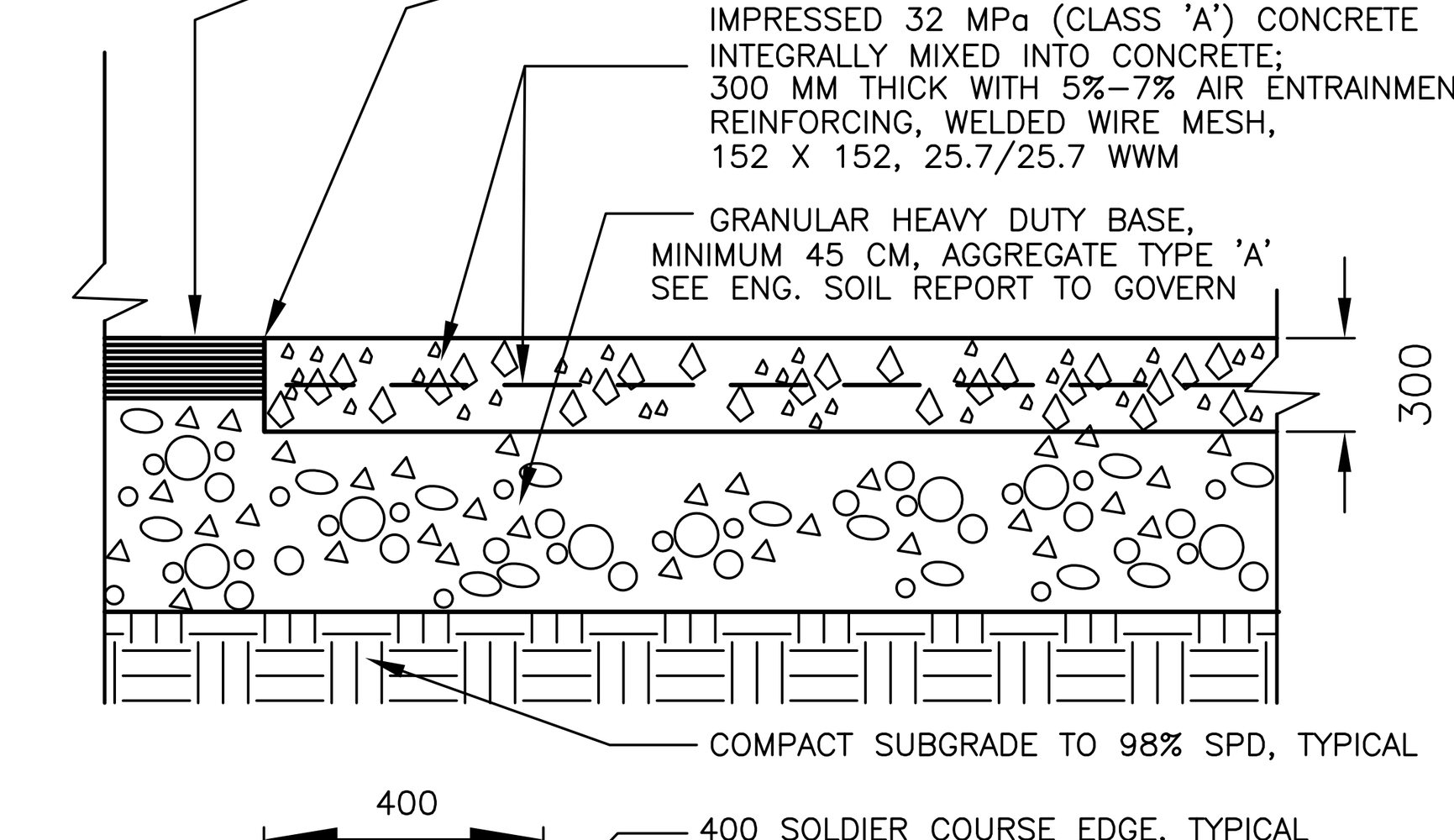

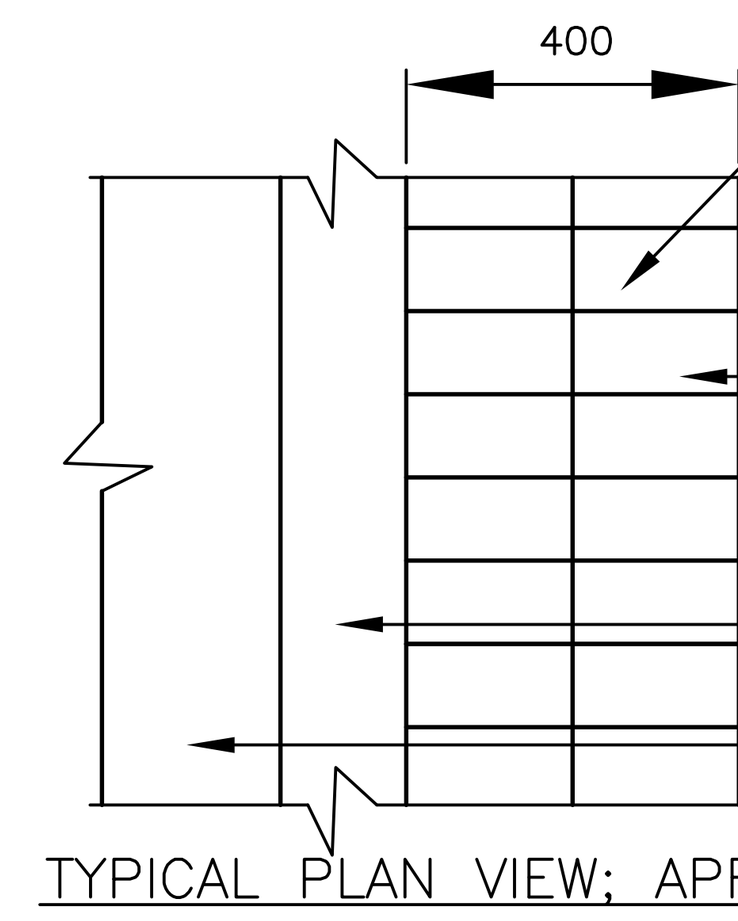

TYPICAL PLAN VIEW; APRON; SCALE N.T.S.

RMCAO IMPRESSED CONCRETE GUIDELINES FOR USE:

PART I CONCRETE

1.01 FOR EXTERIOR APPLICATION CONCRETE SHALL CONFORM TO C.S.A. A23.1–M90 FOR CLASS C–2 EXPOSURE (TABLE 8, PAGE 47).
– MINIMUM 28 DAY COMPRESSIVE STRENGTH – 32 MPa
– MAXIMUM WATER/CEMENT MATERIALS RATIO – 0.45
– AIR CONTENT CATEGORY – 7–10% FOR 10 MM COARSE AGGREGATE, OR 6–8% FOR 20 MM COARSE AGGREGATE

1.02 SLUMP SHALL NOT EXCEED 100 MM

PART II COLOUR; AS NOTED ON PLAN DWGS.

2.01 FOR EXTERIOR APPLICATION, IT IS RECOMMENDED THAT ALL COLOUR SHALL BE INTEGRALLY MIXED INTO CONCRETE. (TRIAL BATCH FOR COLOUR MATCH IF POSSIBLE)

PART III TESTING

3.01 ALL CONCRETE SHALL BE TEXTED IN ACCORDANCE WITH C.S.S. A23.2 – M90.
3.02 AIR TEST SHALL BE DONE AFTER COLOUR HAS BEEN INTRODUCED AND IMMEDIATELY BEFORE PLACING CONCRETE.

PART IV RELEASE AGENT

4.01 THE RELEASE AGENT SHALL BE:
A – DRY POWDER RELEASE AGENT IN ACCORDANCE WITH MANUFACTURER'S SPECIFICATIONS, OR
B – LIQUID RELEASE AGENT, (EVAPORATING NON–STAINING TYPE)

PART V JOINTING, CURING AND SEALING

5.01 ALL CONCRETE SHALL HAVE CONTROL JOINTS SAWN IN 4 TO 18 HOURS AFTER PLACEMENT.
5.02 CONTROL JOINTS SHALL BE 1/4 OF THE SLAB DEPTH (MINIMUM) AND NO MORE THAN 3 METRES APART IN EACH DIRECTION.
5.03 CONCRETE SHALL BE CURED FOR A MINIMUM OF 72 HOURS. CURING IS USUALLY ACHIEVED BY ONE OR MORE OF THE FOLLOWING:
A) PONDING OR CONTINUOUS SPRINKLING (DO NOT LEAVE HOSE ON CONCRETE SURFACE)
B) MEMBRANE TYPE – SPRAY OR ROLL–ON C) VAPOR MIST BATH
5.04 CONCRETE SHALL BE SEALED.

PART VI PLACING AND FINISHING

6.01 NO STEEL TROWELS, STEEL FLOATS OR POWER TROWELS ARE TO BE USED ON EXTERIOR CONCRETE AS THEY MAY LEAD TO DUSTING OR SCALING OF THE SURFACE.
6.02 TAKE PROPER CONVERTING PRECAUTIONS SUCH AS DAMPENING OF THE SUBRADE AND THE PREVENTION OF PREMATURE SURFACE DRYING RESULTING IN PLASTIC SHRINKAGE CRACKING.

PART VII IMPRESSION STYLE SHALL BE LIGHT TEXTURE

7.01 THE STYLE SHALL BE APRON = SOLDIER COURSE 400 WIDE
DISPLAY AREA = SOLDIER COURSE EDGE, 200 WIDE / HERRINGBONE INFILL

NOTE: THIS INFORMATION TO BE USED AS A GUIDELINE ONLY.
FOR FURTHER INFORMATION CONTACT:
READY MIXED CONCRETE ASSOCIATION OF ONTARIO
365 BRUNEL ROAD, UNIT #3
MISSISSASUGA, ONTARIO L4Z 1Z5
416–507–1122

TYPICAL SECTION IMPRESSED CONCRETE PAVING, APRON & DISPLAY AREA; SCALE N.T.S

NOTES:

1) INSTALL TO MANUFACTURERS SPECIFICATIONS & RMCAO GUIDELINES, NOTED ABOVE.
2) BASE MAKEUP, COORDINATE WITH ENGINEERING DRAWINGS, AND SOIL REPORT
3) PATTERNED CONCRETE, 835 SUPERTEST ROAD, TORONTO, ONTARIO M3J 2M9, TEL: 416–736–7700; (APPROVED OTHER)
4) PATTERN OF IMPRESSED CONCRETE AS NOTED.

IMPRESSED CONCRETE APRON & INFILL
SCALE N.T.S
(4A)

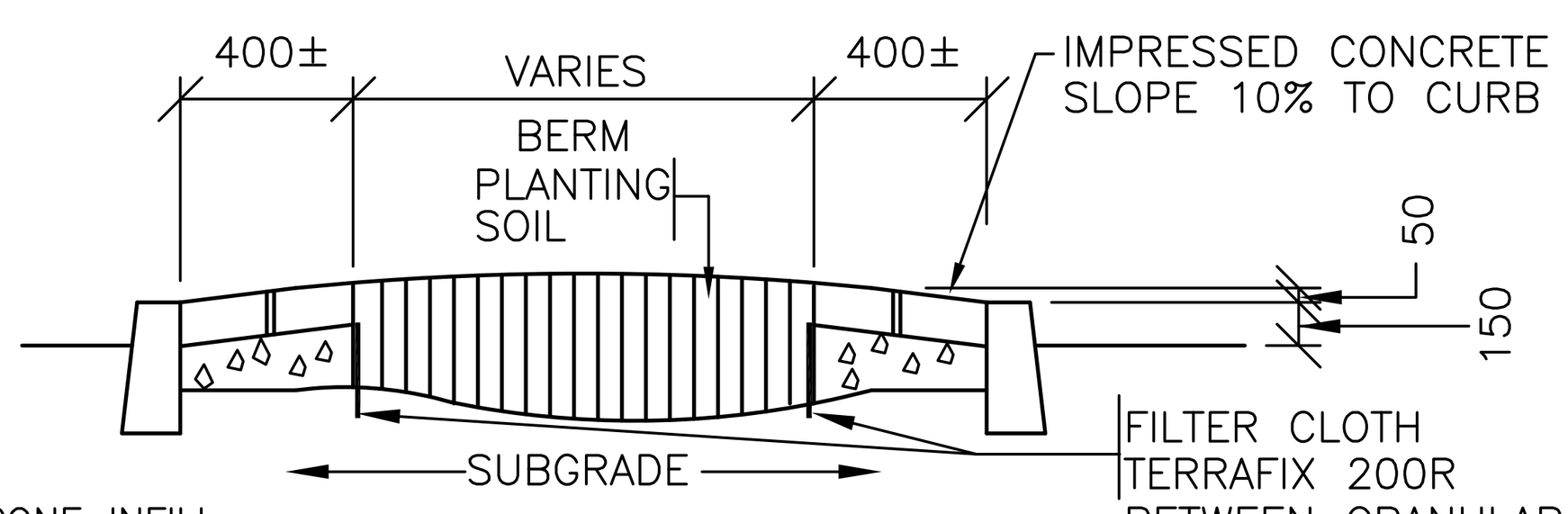

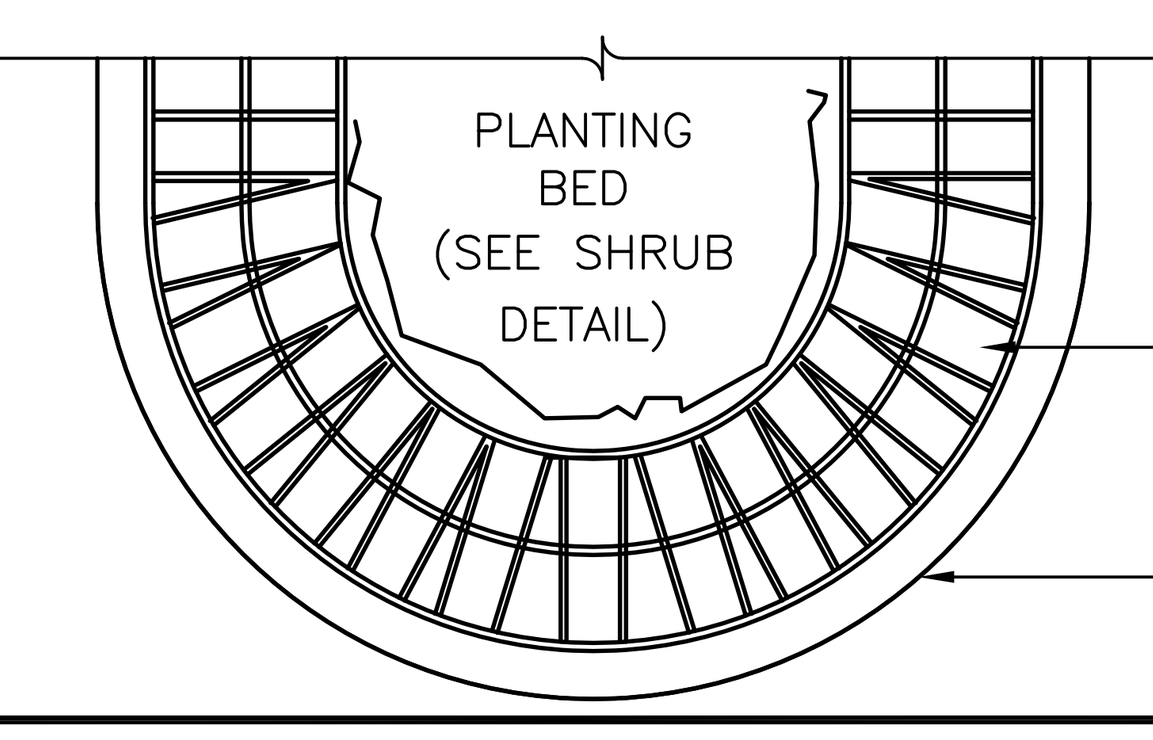

TYPICAL SECTION IMPRESSED CONCRETE APRON; SCALE N.T.S.

NOTES:

1. ENSURE FINISHED GRADE AND COMPACTED SUBGRADE SLOPE OF 2 % MINIMUM, (SLOPE AWAY FROM BUILDING WHERE APPLICABLE); 10 % SLOPE UP FROM CURB ADJACENT TO PLANTING
2. COLOUR: RED, (ARCHITECTURAL CONTROL)

BIKE RACK NOTES:

1) AVAILABLE FROM CROZIER AGENCIES 1–800–665–3821; (APPROVED EQUAL) 121 BRUNEL RD, MISSISSAUGA, ONT. L4Z 3E9 905–890–0582 MODEL: #7702, COLOUR: BLACK
2) TOTAL OF ONE BIKE RACK UNIT, PROVIDE 5 SPACE FOR PARKING.
3) INSTALL TO MANUFACTURERS SPECIFICATION & DETAIL.

(7)

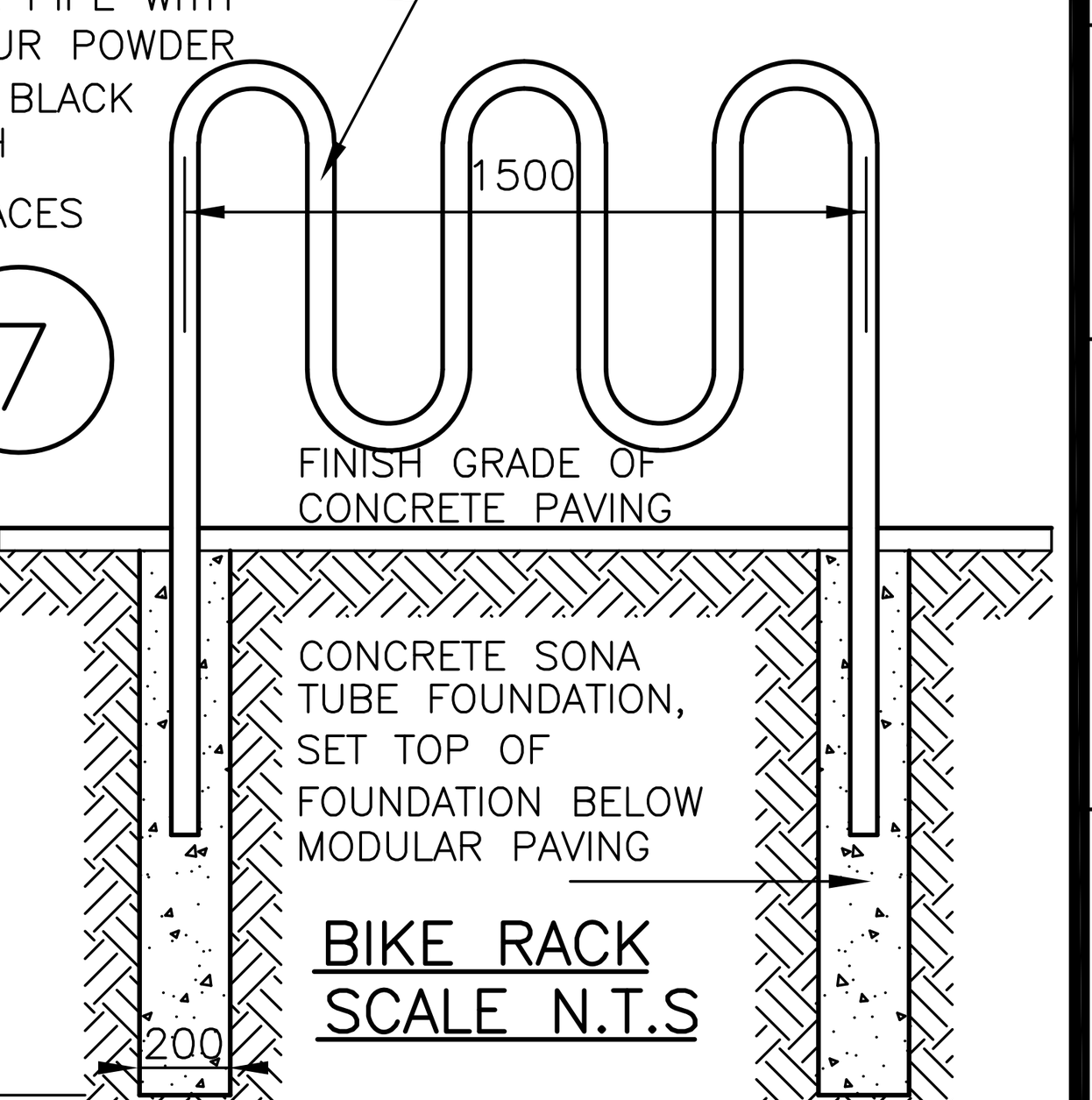

BIKE RACK
SCALE N.T.S

DWK Douglas W. Kerr & Associates Ltd.
LANDSCAPE ARCHITECT
1595 SIXTEENTH AVENUE, SUITE 301
RICHMOND HILL, ONTARIO L4B 3N9
Tel 416–410–5190, Fax 905–709–7443
email: dwkerr@interlog.com

1520L2R2

OCTOBER 13, 2015

Imperial

STANDARD No. XXXXXN

Date	#	Revision	By Par	Design. Étudié	Chk'd Vérifié	Chk'd Vérifié
14 06 04	0	BASED ON LANDSCAPE PLAN, REV'D # 00, DATED 14 05 26	DWK			
15 03 30	1	REVISE TO LANDSCAPE PLAN, REV'D # 02, DATED 15 03 30	DWK			
15 10 13	2	REVISE TO SITE PLAN REV'D # 17 DATED 15 09 16	DWK			

Project/Projet 1545 WOODROFFE AVE. & MEDHURST DR. OTTAWA, ONTARIO

PBL No. PBL 000030287–06P
SAP No. SAP 88001626–06P

Title/Titre PROPOSED LANDSCAPE CONSTRUCTION DETAILS & CONSTRUCTION NOTES

Scheme Proposition: 00
Sheet/Feuille: 002

Scale Echelle	Scale Echelle (11"x17")	Date	By/Par	P.M./G.P.	Rev.No./Rev.
NTS	1:400	15 10 13	DWK	DG	02

Do not explode, alter or rename titleblock

inches 1/8 0 1 2 3 4

mm 0 1 2 3 4 5 6 7 8 9 10

Version: 3.0

IOMSITE