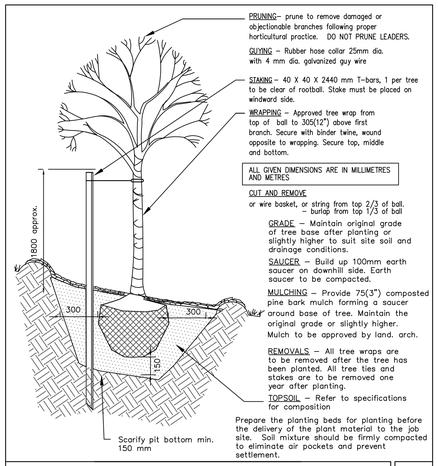

STANDARD DECIDUOUS TREE PLANTING DETAIL — D1

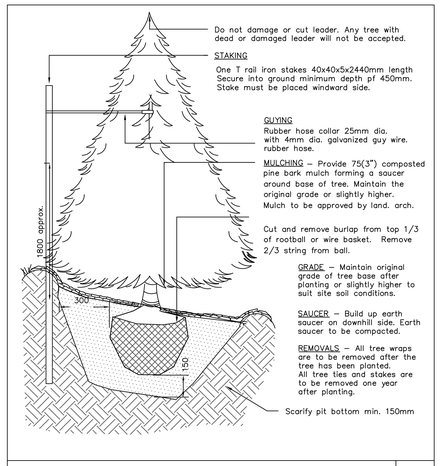

STANDARD CONIFEROUS TREE DETAIL — D2

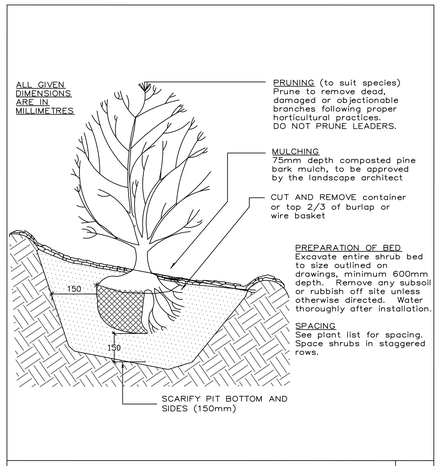

DECIDUOUS / CONIFEROUS SHRUB PLANTING DETAIL — D3

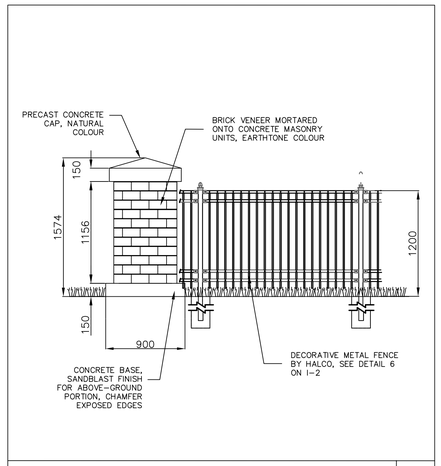

BRICK VENEER COLUMNS — D4

MASTER HALCO

MASTER-HALCO
4000 W. METROPOLITIAN DR. SUITE 400
ORANGE, CA. USA. 92868
TOLL FREE: 1-800-229-5615
PHONE:(714)978-5516
FAX:(714)385-0104
www.FenceOnline.com

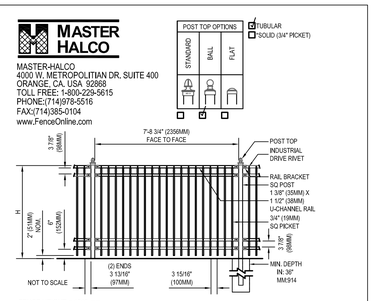

FENCE HEIGHT = 1219 mm

NOTES

1. INSTALLATION TO BE COMPLETED IN ACCORDANCE WITH MANUFACTURER'S SPECIFICATIONS.
2. DO NOT SCALE DRAWINGS.
3. METRIC DIMENSIONS ARE NOMINAL EQUIVALENTS TO U.S. DIMENSIONS
4. SPECIFICATIONS SHOWN CAN BE CHANGED BY THE MANUFACTURER ONLY.
5. FOOTING WIDTH TO BE (4X) POST WIDTH.
6. THES FENCE STYLES ARE AVAILABLE IN SOLID STEEL. SEE DETAIL ON 014-047.
7. CONTRACTORS NOTE - FOR PRODUCT AND COMPANY INFORMATION VISIT WWW.CADDETAILS.COM/INFO REFERENCE NUMBER 014-012.

DECORATIVE METAL FENCE — D5

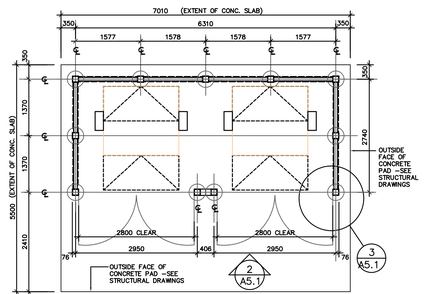

1 A5.1 GARBAGE ENCLOSURE-PLAN VIEW
SCALE: NTS

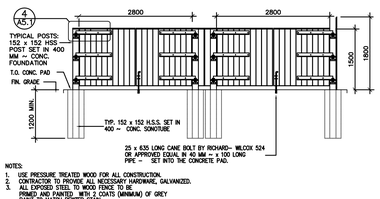

NOTES:
1. USE PRESSURE TREATED WOOD FOR ALL CONSTRUCTION.
2. CONTRACTOR TO PROVIDE ALL NECESSARY HARDWARE, GALVANIZED.
3. ALL EXPOSED STEEL TO WOOD FENCE TO BE PRIMED AND PAINTED WITH 2 COATS (MINIMUM) OF GREY PAINT TO MATCH PEWTER STAIN.
4. WOOD TO BE STAINED WITH 2 COATS (MIN.) OF PEWTER GREY BY OLYMPIA.
5. ALL DIMENSIONS ARE IN MILLIMETERS UNLESS OTHERWISE SHOWN.

2 A5.1 GARBAGE ENCLOSURE-FRONT VIEW
SCALE: NTS

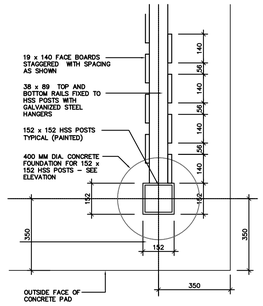

3 A5.1 CORNER DETAIL
SCALE: NTS

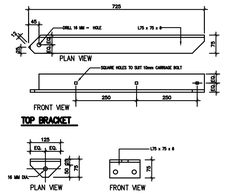

HINGE

SUPPLY COMPLETE WITH:
– 2 CARRAGE BOLTS 10 x 75 c/w WASHERS &
– 1 HEX BOLT 16 x 50 c/w WASHER, HEX NUT & ACORN NUTS
50 OD FENDER WASHER (GREASED AND INSERTED BETWEEN TOP & BOTTOM BRACKETS)

REMOVE ALL BURRS & SHARP EDGES

(NOTE RIGHT HINGE SIMILAR BUT REVERSED)

TOP BRACKET

BOTTOM BRACKET

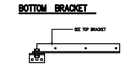

NOTES:
1. USE PRESSURE TREATED WOOD FOR ALL CONSTRUCTION.
2. CONTRACTOR TO PROVIDE ALL NECESSARY HARDWARE, GALVANIZED.
3. ALL EXPOSED STEEL TO WOOD FENCE TO BE PRIMED AND PAINTED WITH 2 COATS (MINIMUM) OF GREY PAINT TO MATCH PEWTER STAIN.
4. WOOD TO BE STAINED WITH 2 COATS (MIN.) OF PEWTER GREY BY OLYMPIA.
5. ALL DIMENSIONS ARE IN MILLIMETERS UNLESS OTHERWISE SHOWN.

4 A5.1 HINGE DETAIL
SCALE: NTS

WOOD GARBAGE ENCLOSURE — D6

NOTE:
THE POSITION OF ALL POLE LINES, CONDUITS, WATERMAINS, SEWERS AND OTHER UNDERGROUND AND OVERGROUND UTILITIES AND STRUCTURES IS NOT NECESSARILY SHOWN ON THE CONTRACT DRAWINGS, AND WHERE SHOWN, THE ACCURACY OF THE POSITION OF SUCH UTILITIES AND STRUCTURES IS NOT GUARANTEED. BEFORE STARTING WORK, DETERMINE THE EXACT LOCATION OF ALL SUCH UTILITIES AND STRUCTURES AND ASSUME ALL LIABILITY FOR DAMAGE TO THEM.

No.	REVISION	DATE	BY
2.	ISSUED FOR SITE PLAN APPLICATION	DEC 20/13	JF
1.	ISSUED FOR CLIENT REVIEW	DEC 19/13	JF

SCALE

DESIGN	JF
CHECKED	JF
DRAWN	JF
CHECKED	JF
APPROVED	MS

FOR REVIEW ONLY

ONTARIO ASSOCIATION OF LANDSCAPE ARCHITECTS — JANIS FEDORKOW — OALA — Member

NOVATECH ENGINEERING CONSULTANTS LTD.
ENGINEERS & PLANNERS
Suite 200, 240 Michael Cowpland Drive
Ottawa, Ontario, Canada
K2M 1P6
Telephone (613) 254-9643
Facsimile (613) 254-5867
Email: novainfo@novatech-eng.com

LOCATION
401 MARCH ROAD
STARBANK DEVELOPMENT

DRAWING NAME
LANDSCAPE DETAILS

PROJECT No. 113023-00
REV REV # 02
DRAWING No. 113023-L2

PC-A4(P).DWG - 1000mm/50mm

M:\2013\113023\CAD\Landscape\SP\A113023-L1.dwg, L2, Dec 20, 2013 - 9:31am, mmckeough