DRAWING NOTES:

1. DISCONNECT AND REMOVE EXISTING FIXTURES SHOWN IN BOLD DASHED.

FIXTURE SCHEDULE (EXISTING)

SYMBOL	DESCRIPTION	MTG HT ft
SB	POLE MOUNTED LIGHTING	12' POLE
SC	POLE MOUNTED LIGHTING	20' POLE
SD	POLE MOUNTED LIGHTING DOUBLE HEAD	20' POLE
SE	POLE MOUNTED LIGHTING	30' POLE
SN	BOLLARD	----
	4" LINEAR RECESSED FIXTURE	SOFFIT
	150MM SQUARE RECESSED FIXTURE	SOFFIT

2025-01-08 4:47:22
Autodesk Docs://9915-96 - QCH Part 4a Expansion/A-9915-QCH_site plan.rvt

PARKIN

Parkin Architects Limited
20 JAMES STREET, SUITE 200, OTTAWA, CANADA, K2P 0T6 613-739-7700

Queensway Carleton Hospital

QUEENSWAY CARLETON HOSPITAL PART 4a EXPANSION

Key Plan

TRUE NORTH PROJECT NORTH

Not to scale

NO.	ISSUED	DATE
7	ISSUED FOR SPA RESUBMISSION 1	04/08/2025
6	ISSUED FOR SUB DESIGN DEVELOPMENT	31/07/2025
5	ISSUED FOR SPA REVIEW	12/06/2025
4	ISSUED FOR COORDINATION	15/04/2025
3	RE-ISSUED FOR 2.1 BLOCK SCHEMATIC	29/03/2025
2	ISSUED FOR MOH 2.1 RE-SUBMISSION	25/03/2025
1	ISSUED FOR MOH 2.1 SUBMISSION	28/02/2025

Issues

All measurements are to be checked and verified on site by the contractor before proceeding with work

Scale: 1:400

Drawn by: UP
Checked by: SB
Original Issue Date: 2025-01-29
Project No: 9915-96

Consultants:

VR ENGINEERING FORWARD
Vanderweetan & Rutherford Associates Inc.
Mechanical & Electrical Engineers
London , Windsor , Ottawa
www.vrengus | 613-563-2100
VR 23-033

Sheet Title:

Lighting
Site Plan (North)
Demolition

Drawing No.

E060

DRAWING NOTES:

1. DISCONNECT AND REMOVE EXISTING FIXTURES SHOWN IN BOLD DASHED.

FIXTURE SCHEDULE (EXISTING)

SYMBOL	DESCRIPTION	MTG HT ß
SB	POLE MOUNTED LIGHTING	12' POLE
SC	POLE MOUNTED LIGHTING	20' POLE
SD	POLE MOUNTED LIGHTING DOUBLE HEAD	20' POLE
SE	POLE MOUNTED LIGHTING	30' POLE
SN	BOLLARD	----
	4" LINEAR RECESSED FIXTURE	SOFFIT
	150MM SQUARE RECESSED FIXTURE	SOFFIT

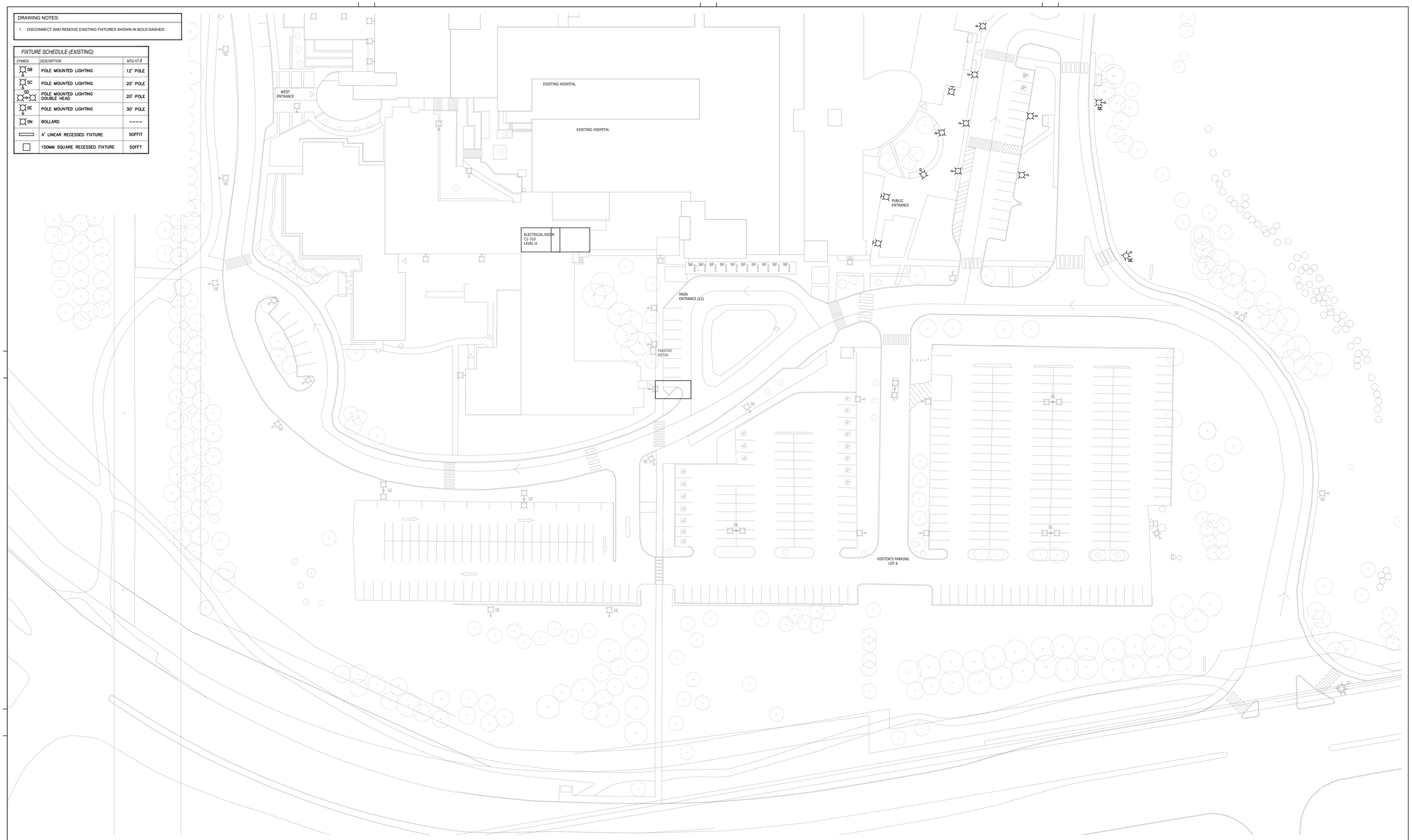

PARKIN

Parkin Architects Limited
20 JAMES STREET, SUITE 200, OTTAWA, CANADA, K2P 0T6 613-739-7700

Queensway Carleton Hospital

QUEENSWAY CARLETON HOSPITAL PART 4a EXPANSION

Key Plan

TRUE NORTH PROJECT NORTH

Not to scale

NO.	ISSUED	DATE
7	ISSUED FOR SPA RESUBMISSION 1	04/08/2026
6	ISSUED FOR SPA DESIGN DEVELOPMENT	31/07/2026
5	ISSUED FOR SPA REVIEW	12/08/2025
4	ISSUED FOR COORDINATION	13/04/2025
3	RE-ISSUED FOR 2.1 BLOCK SCHEMATIC	29/10/2025
2	ISSUED FOR MOH 2.1 RE-SUBMISSION	25/07/2025
1	ISSUED FOR MOH 2.1 SUBMISSION	28/03/2025

Issues

All measurements are to be checked and verified on site by the contractor before proceeding with work

Scale: 1:400

Drawn by: UP
Checked by: SB
Original Issue Date: 2025-01-29
Project No: 9915-96

Consultants:

ENGINEERING FORWARD
Vanderweesten & Rutherford Associates Inc.
Mechanical & Electrical Engineers
London , Windsor , Ottawa
www.vrengcas | 613-563-2100
VR 23-033

Sheet Title:

Lighting
Site Plan (South)
Demolition

Drawing No.

E061

2025-01-08 4:47:22
By: Autodesk Docs://9915-96 - QCH Part 4a Expansion/A-9915-QCH_site plan.rvt

DRAWING NOTES:

1. PROVIDE NEW FIXTURES AND DEVICES SHOWN IN BOLD. PROVIDE POLE AND CONCRETE BASE FOR POLE MOUNTED FIXTURES. PROVIDE NEW CONDUIT AND WIRING. ROUTE CONDUIT AND WIRING AROUND EXISTING TREES, MANHOLES, AND OTHER LIGHT STANDARDS.

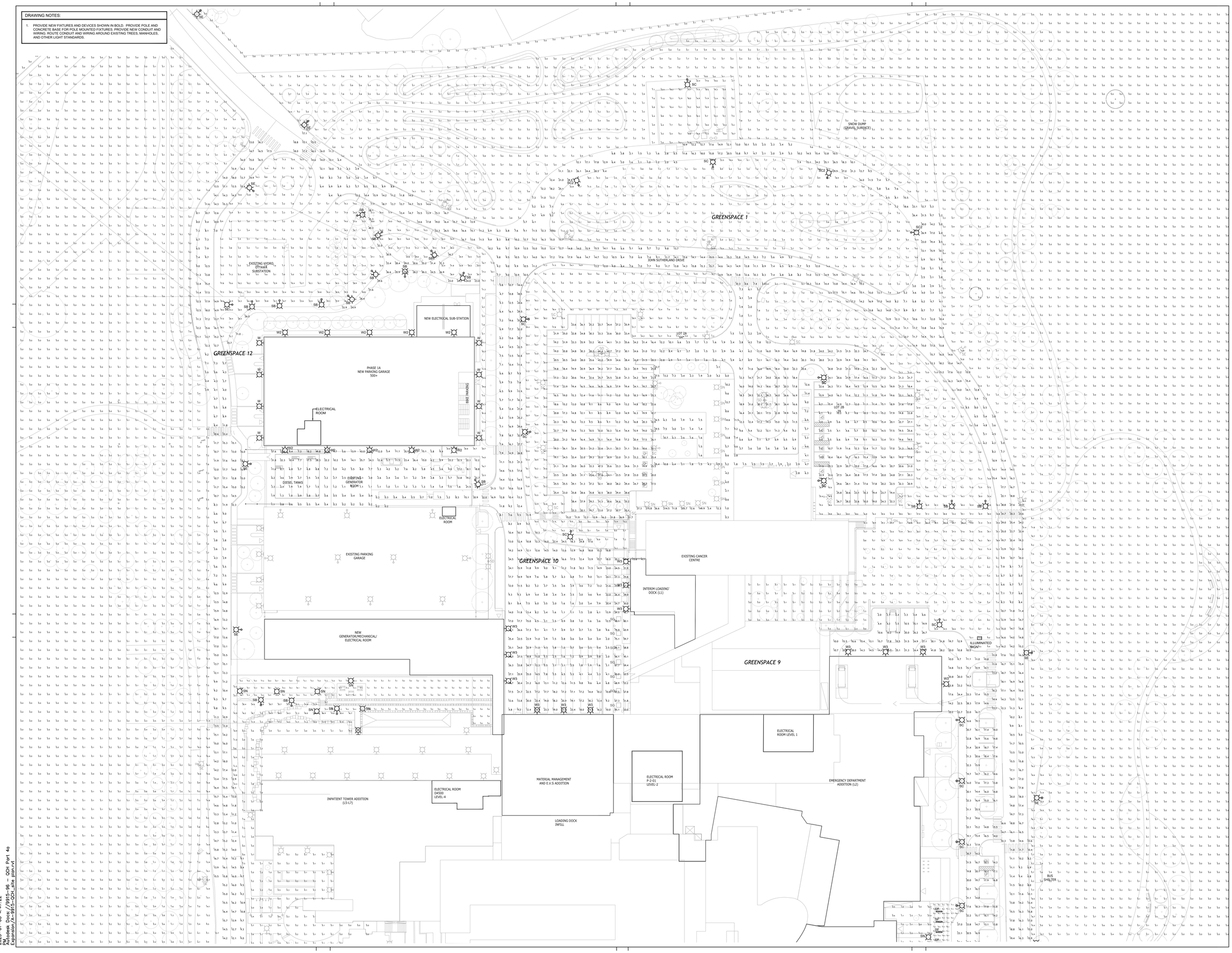

PARKIN

Parkin Architects Limited
20 JAMES STREET, SUITE 200, OTTAWA, CANADA, K2P 0T6 613-739-7700

Queensway Carleton Hospital

QUEENSWAY CARLETON HOSPITAL PART 4a EXPANSION

Key Plan

TRUE NORTH

PROJECT NORTH

Not to scale

NO.	ISSUED	DATE
7	ISSUED FOR SPA RESUBMISSION 1	04/08/2025
6	ISSUED FOR SITE DESIGN DEVELOPMENT	31/07/2025
5	ISSUED FOR SPA REVIEW	12/06/2025
4	ISSUED FOR COORDINATION	13/04/2025
3	RE-ISSUED FOR 21 BLOCK SCHEMATIC	29/03/2025
2	ISSUED FOR MOH 21 RE-SUBMISSION	25/03/2025
1	ISSUED FOR MOH 21 SUBMISSION	28/02/2025

Issues

All measurements are to be checked and verified on site by the contractor before proceeding with work

Scale: 1:400

Drawn by: UP
Checked by: SB
Original Issue Date: 2025-01-29
Project No: 9915-96

Consultants:

ENGINEERING FORWARD
Vanderweesten & Rutherford Associates Inc.
Mechanical & Electrical Engineers
London . Windsor . Ottawa
www.vrengs.ca | 613-563-2100
VR 23-033

Sheet Title:

Lighting
Site Plan (North)
New

Drawing No.

E062

2025-01-08 4:47:22
Autodesk Docs://9915-96 - QCH Part 4a Expansion/A-9915-QCH_site plan.rvt

DRAWING NOTES:

1. PROVIDE NEW FIXTURES AND DEVICES SHOWN IN BOLD. PROVIDE POLE AND CONCRETE BASE FOR POLE MOUNTED FIXTURES. PROVIDE NEW CONDUIT AND WIRING. ROUTE CONDUIT AND WIRING AROUND EXISTING TREES, MANHOLES, AND OTHER LIGHT STANDARDS.

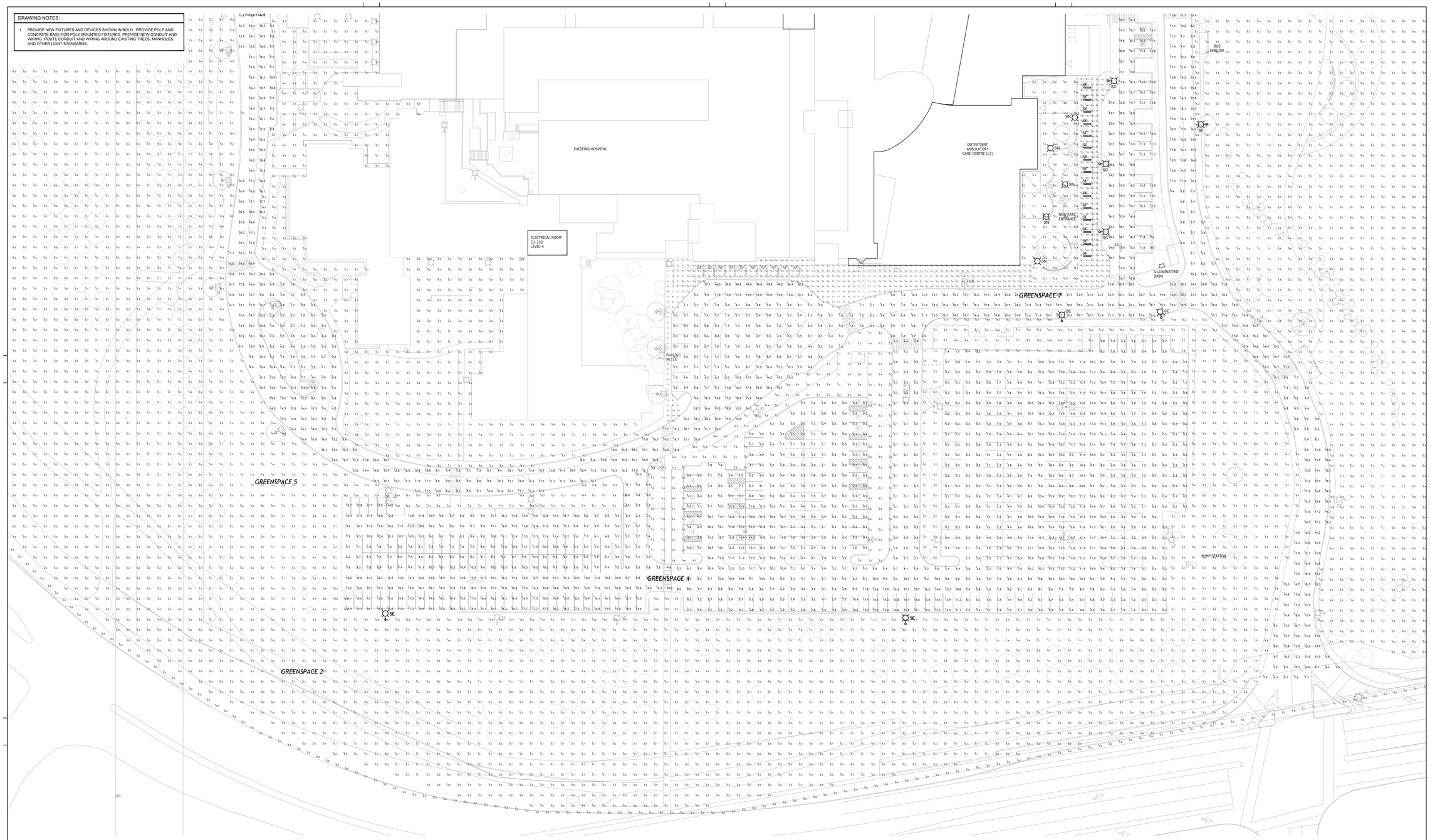

PARKIN

Parkin Architects Limited
20 JAMES STREET, SUITE 200, OTTAWA, CANADA, K2P 0T6 613-739-7700

Queensway Carleton Hospital

QUEENSWAY CARLETON HOSPITAL PART 4a EXPANSION

Key Plan

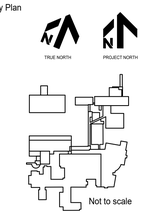

NO.	ISSUED	DATE
7	ISSUED FOR SPA RESUBMISSION 1	04/08/2025
6	ISSUED FOR SOR DESIGN DEVELOPMENT	31/07/2025
5	ISSUED FOR SPA REVIEW	12/06/2025
4	ISSUED FOR COORDINATION	15/04/2025
3	RE-ISSUED FOR 2.1 BLOCK SCHEMATIC	29/03/2025
2	ISSUED FOR MOH 2.1 RE-SUBMISSION	25/07/2025
1	ISSUED FOR MOH 2.1 SUBMISSION	28/03/2025

Issues

All measurements are to be checked and verified on site by the contractor before proceeding with work

Scale: 1:400

Drawn by: UP
Checked by: SB
Original Issue Date: 2025-01-29
Project No: 9915-96

Consultants:

ENGINEERING FORWARD
Vanderweesten & Rutherford Associates Inc.
Mechanical & Electrical Engineers
London . Windsor . Ottawa
www.vrengs.ca | 613-563-2100
VR 23-033

Sheet Title:

Lighting
Site Plan (South)
New

Drawing No.

E063

2025-01-08 4:47:22 PM
Autodesk Docs://9915-96 - QCH Part 4a Expansion/A-9915-QCH_site plan.rvt