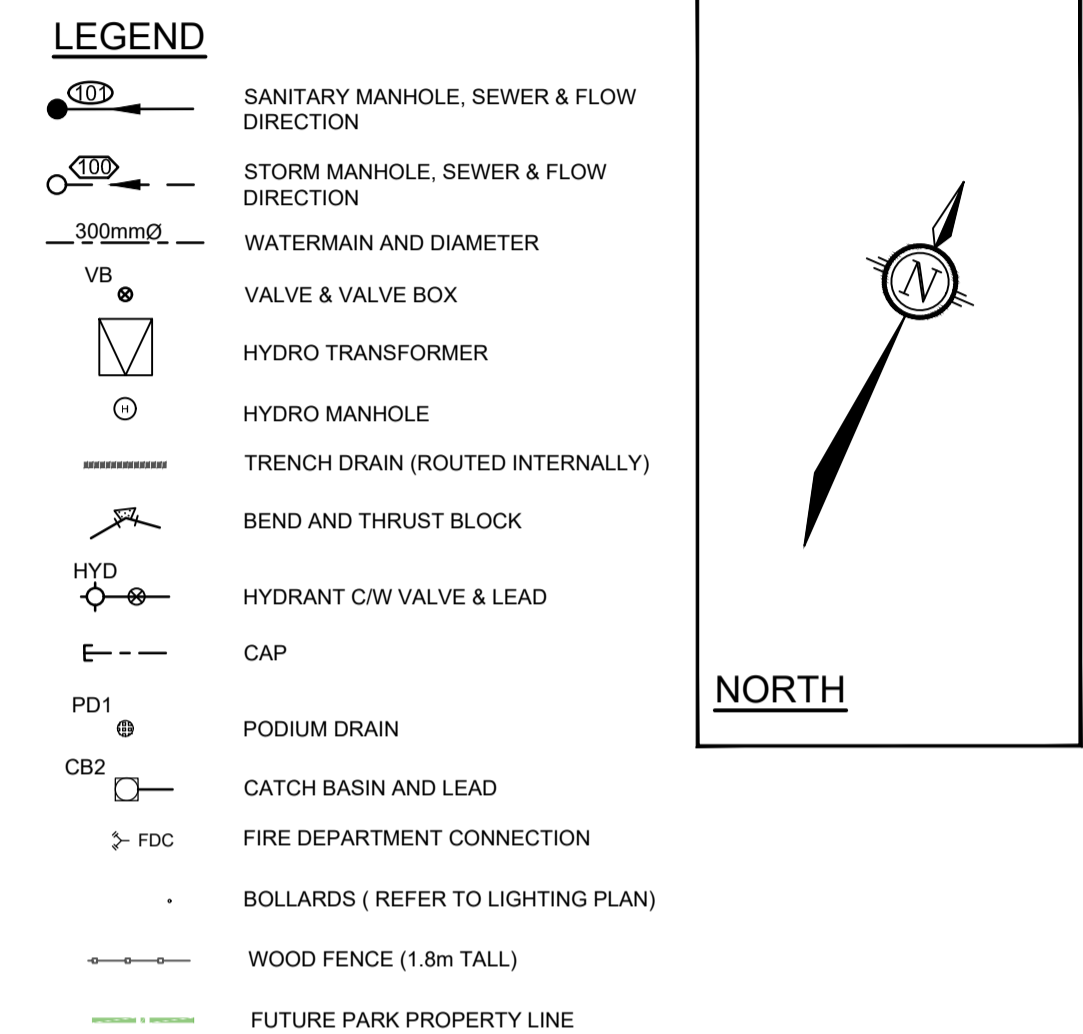
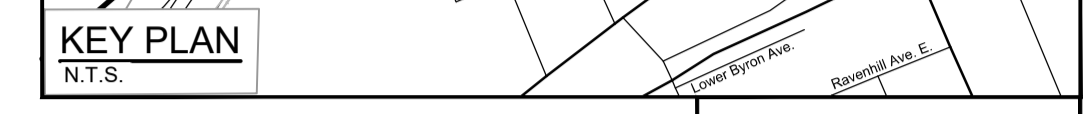


ANDREW MCCREIGHT
MANAGER, DEVELOPMENT REVIEW CENTRAL
PLANNING, DEVELOPMENT & BUILDING SERVICES
DEVELOPMENT DEPARTMENT, CITY OF OTTAWA

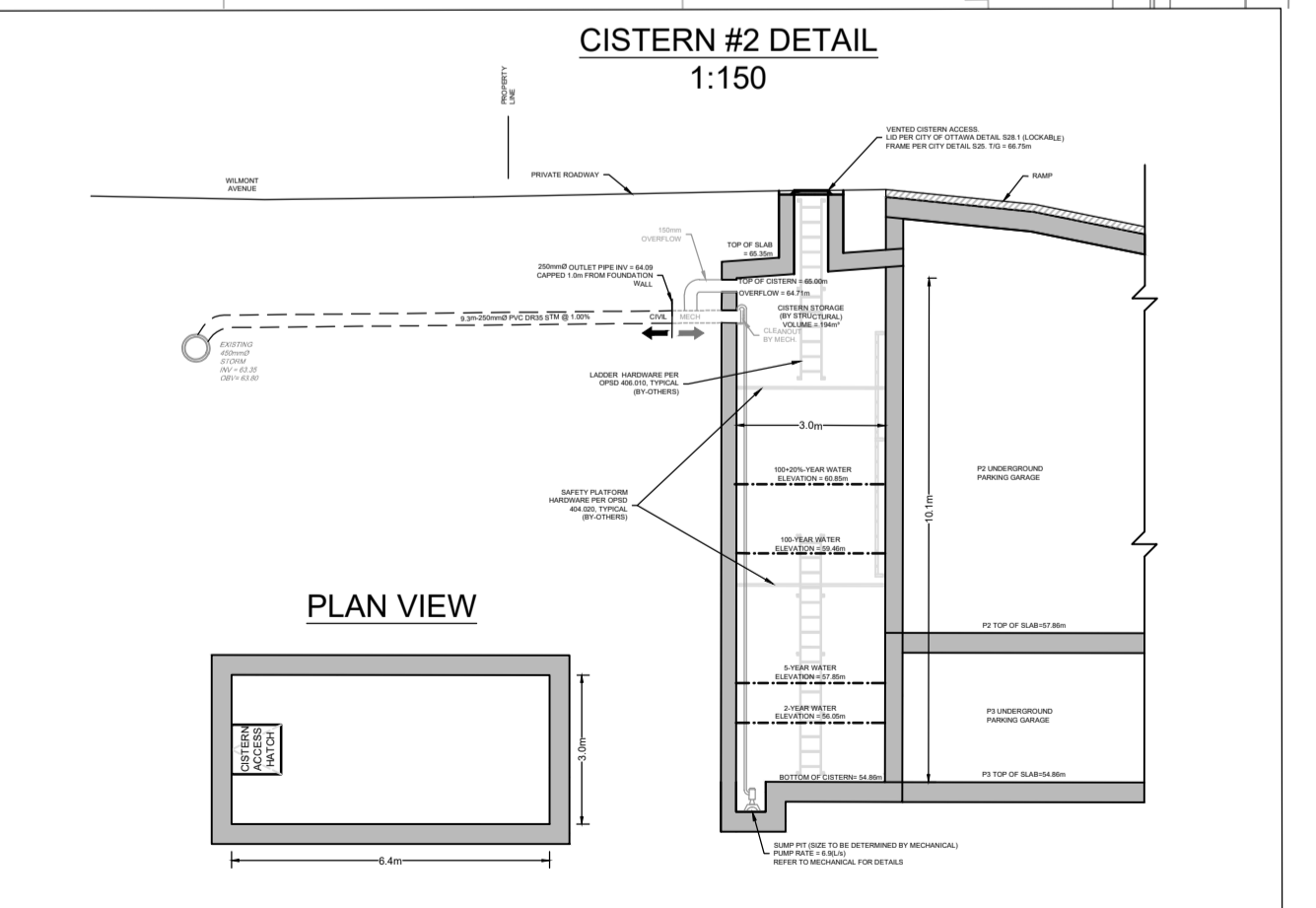
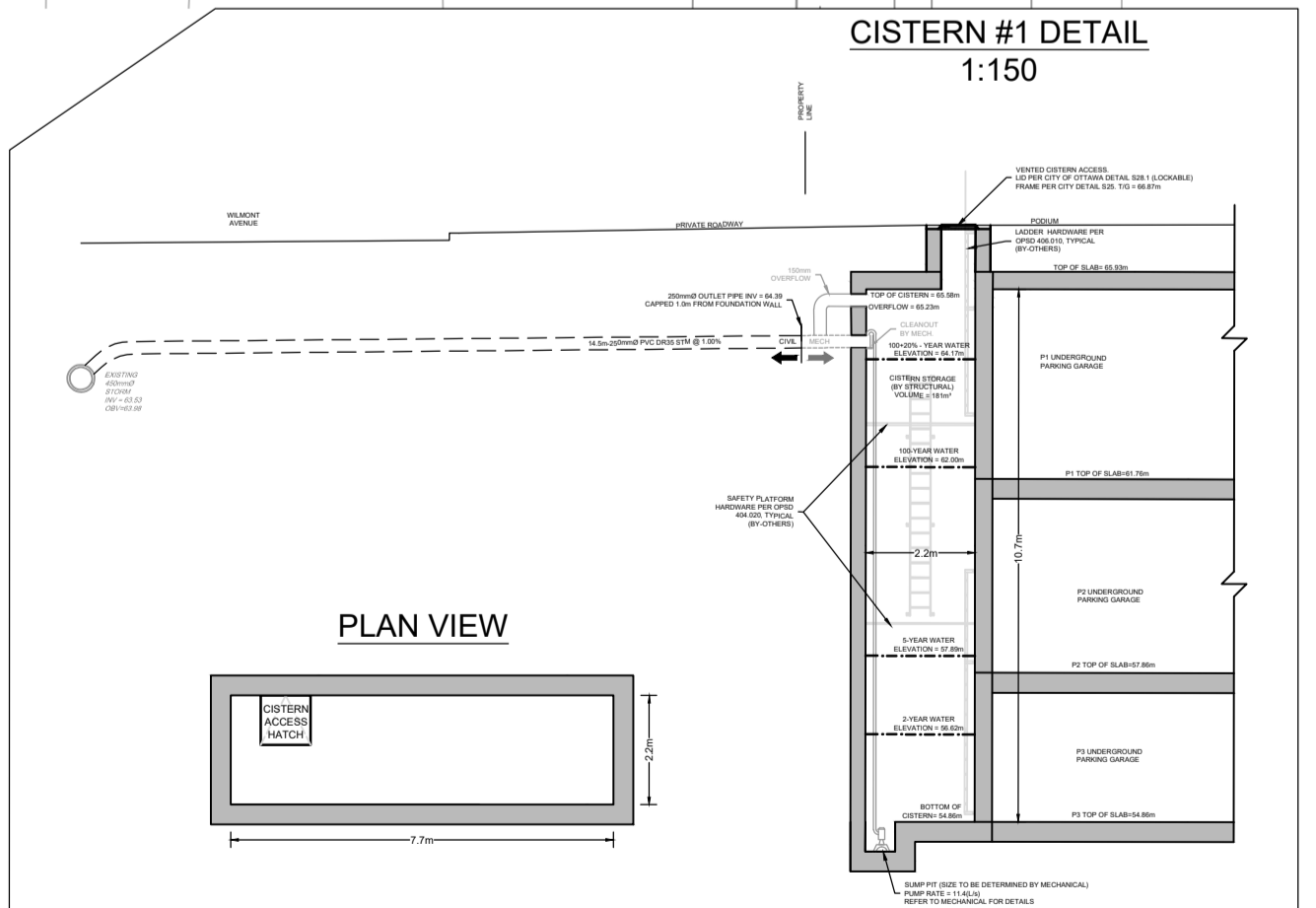
APPROVED
 By Andrew McCreight at 7:48 am, Jun 11, 2026



- GENERAL NOTES:**
- DIMENSIONS AND LAYOUT INFORMATION SHALL BE CONFIRMED PRIOR TO COMMENCEMENT OF CONSTRUCTION.
 - THE ORIGINAL TOPOGRAPHY AND GROUND ELEVATIONS, SERVICING AND SURVEY INFORMATION SHOWN ON THIS PLAN ARE SUPPLIED FOR INFORMATION PURPOSES ONLY. IT SHALL BE THE RESPONSIBILITY OF THE CONTRACTOR TO VERIFY THE ACCURACY OF ALL INFORMATION OBTAINED FROM THIS PLAN.
 - CO-ORDINATE AND SCHEDULE ALL WORK WITH OTHER TRADES AND CONTRACTORS.
 - BEFORE COMMENCING CONSTRUCTION, PROVIDE PROOF OF COMPREHENSIVE ALL RISK AND OPERATIONAL LIABILITY INSURANCE INCLUDING BLASTING. INSURANCE POLICY TO NAME THE OWNER, ENGINEER AND THE CITY AS CO-INSURED.
 - CONNECT TO EXISTING SYSTEMS AS DETAILED, INCLUDING ALL RESTORATION WORK NECESSARY TO REINSTATE SURFACES TO EXISTING CONDITIONS OR BETTER.
 - DETERMINE THE EXACT LOCATION, SIZE, MATERIAL AND ELEVATION OF ALL EXISTING UTILITIES PRIOR TO COMMENCING CONSTRUCTION. PROTECT AND ASSUME RESPONSIBILITY FOR ALL EXISTING UTILITIES WHETHER OR NOT SHOWN ON THESE DRAWINGS.
 - OBTAIN AND PAY FOR ALL NECESSARY PERMITS AND APPROVALS BEFORE COMMENCING CONSTRUCTION.
 - RESTORE ALL TRENCHES AND SURFACE FEATURES TO EXISTING CONDITIONS OR BETTER AND TO THE SATISFACTION OF MUNICIPAL AUTHORITIES.
 - REMOVE FROM SITE ALL DEBRIS AND EXCESS EXCAVATED MATERIAL UNLESS OTHERWISE INSTRUCTED BY THE ENGINEER.
 - ALL ELEVATIONS ARE GEODETIC AND UTILIZE METRIC UNITS.
 - REFER TO GEOTECHNICAL INVESTIGATION P621781-REV 4 (DATED MAY 28, 2025), PREPARED BY PATERSON GROUP FOR SUBSURFACE CONDITIONS AND CONSTRUCTION RECOMMENDATIONS.
 - PERFORATED PIPE SUB-DRAINS TO BE PROVIDED AT SUBGRADE LEVEL EXTENDING FROM THE ROADSIDE CATCHBASIN FOR A DISTANCE OF 3.0m, PARALLEL TO THE CURB IN TWO DIRECTIONS.

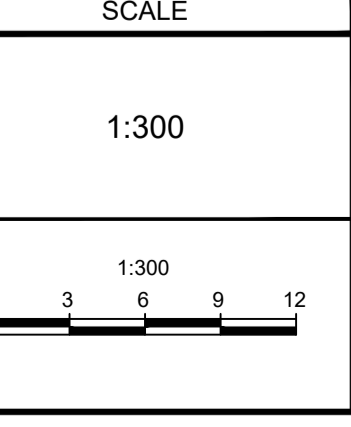
- WATERMAIN NOTES:**
- GENERAL:
 ITEM: WATERMAIN TRENCHING
 THERMAL INSULATION IN SHALLOW TRENCHES
 WATERMAIN CROSSING BELOW SEWER / OVER SEWER
 DETAIL No.: W17, W22, W25 / W25.2
 REFERENCE: CITY OF OTTAWA, CITY OF OTTAWA, CITY OF OTTAWA
 - THE WATERMAIN SHALL BE PVC DR 18 PER MATERIAL SPECIFICATION MW-18.1, UNLESS OTHERWISE INDICATED.
 - SUPPLY AND CONSTRUCT ALL WATERMANS AND APPURTENANCES IN ACCORDANCE WITH CITY OF OTTAWA STANDARDS AND SPECIFICATIONS. EXCAVATION, INSTALLATION, BACKFILL AND RESTORATION OF ALL WATERMANS BY THE CONTRACTOR. CONNECTIONS AND SHUT-OFFS AT THE MAIN AND CHLORINATION OF THE WATER SYSTEM SHALL BE PERFORMED BY CITY OFFICIALS.
 - WATERMAIN SHALL BE MINIMUM 2.4m DEPTH BELOW GRADE UNLESS OTHERWISE INDICATED.
 - PROVIDE MINIMUM 0.50m CLEARANCE BETWEEN OUTSIDE OF PIPES AT ALL CROSSINGS.

- SEWER NOTES:**
- SPECIFICATIONS:
 ITEM: CATCHBASIN (600x600mm)
 STORM / SANITARY MANHOLE (1200mmØ)
 CB, FRAME & COVER
 STORM SEWER
 CATCHBASIN LEAD
 SANITARY MANHOLE FRAME & COVER
 SANITARY SEWER
 SPEC. No.: 705 010, 701 010, S2, S25, S19 & S24.1
 PVC DR 35 OR CONC.
 PVC DR 35, S25, S24, PVC DR 35
 REFERENCE: OPSD, OPSD, CITY OF OTTAWA
 (CLASS SPECIFIED ON PROFILE DRAWINGS)
 CITY OF OTTAWA
 - INSULATE ALL PIPES (SAN/STM) THAT HAVE LESS THAN 1.5m COVER WITH 50mmx1200mm HI-40 INSULATION. PROVIDE 150mm CLEARANCE BETWEEN PIPE AND INSULATION.
 - PIPE BEDDING, COVER AND BACKFILL ARE TO BE COMPACTED TO AT LEAST 95% OF THE STANDARD PROCTOR MAXIMUM DRY DENSITY. THE USE OF CLEAR CRUSHED STONE AS A BEDDING LAYER SHALL NOT BE PERMITTED.
 - SEWER SERVICE CONNECTIONS PER CITY OF OTTAWA DETAILS S11 AND S11.1.
 - THE SITE SERVICING CONTRACTOR SHALL PERFORM FIELD TESTS FOR QUALITY CONTROL OF ALL SANITARY SEWERS. LEAKAGE TESTING SHALL BE COMPLETED IN ACCORDANCE WITH OPS 410.07.16 AND 407.07.24. DYE TESTING IS TO BE COMPLETED ON ALL SANITARY SERVICES TO CONFIRM PROPER CONNECTION TO THE SANITARY SEWER MAIN. THE FIELD TESTS SHALL BE PERFORMED IN THE PRESENCE OF THE ENGINEER.
 - CONTRACTOR TO TELEVISION (CCTV) ALL PROPOSED SEWERS, 200mmØ OR GREATER PRIOR TO BASE COURSE ASPHALT. UPON COMPLETION OF CONTRACT, THE CONTRACTOR IS RESPONSIBLE TO FLUSH AND CLEAN ALL SEWERS & APPURTENANCES.
 - BUILDING FOUNDATION DRAIN PUMPED TO STORM SERVICE DOWNSTREAM OF CISTERN CLEAN OUT.
 - PODIUM DRAINS 1-6 AND CB1 & CB2 ROUTED TO CISTERN (BY MECHANICAL).



NOTE:
 THE POSITION OF ALL POLE LINES, CONDUITS, WATERMANS, SEWERS AND OTHER UNDERGROUND AND OVERGROUND UTILITIES AND STRUCTURES IS NOT NECESSARILY SHOWN ON THE CONTRACT DRAWINGS, AND WHERE SHOWN, THE ACCURACY OF THE POSITION OF SUCH UTILITIES AND STRUCTURES IS NOT GUARANTEED. BEFORE STARTING WORK, DETERMINE THE EXACT LOCATION OF ALL SUCH UTILITIES AND STRUCTURES AND ASSUME ALL LIABILITY FOR DAMAGE TO THEM.

No.	REVISION	DATE	BY
5.	RESUBMITTED FOR SPA	FEB 27/26	MAB
4.	COMMENT RESOLUTION	JAN 30/26	MAB
3.	REISSUED FOR SPA	JAN 14/26	MAB
2.	DEEMED COMPLETE DEFICIENCY UPDATES	SEP 16/25	MAB
1.	SITE PLAN APPLICATION	JUNE 27/25	MAB



DESIGN	LRW
CHECKED	MAB
DRAWN	DTD
CHECKED	LRW
APPROVED	MAB



CITY OF OTTAWA 335 ROOSEVELT AVENUE		PROJECT No. 110098
SERVICING PLAN		REV # 5
		DRAWING No. 110098-GP

M:\2010\110098\CADD\Design\110098-GP.dwg, GP, Mar 12, 2026, -9:54am, dsl/mfn

D07-12-25-0097, Plan No. 18281