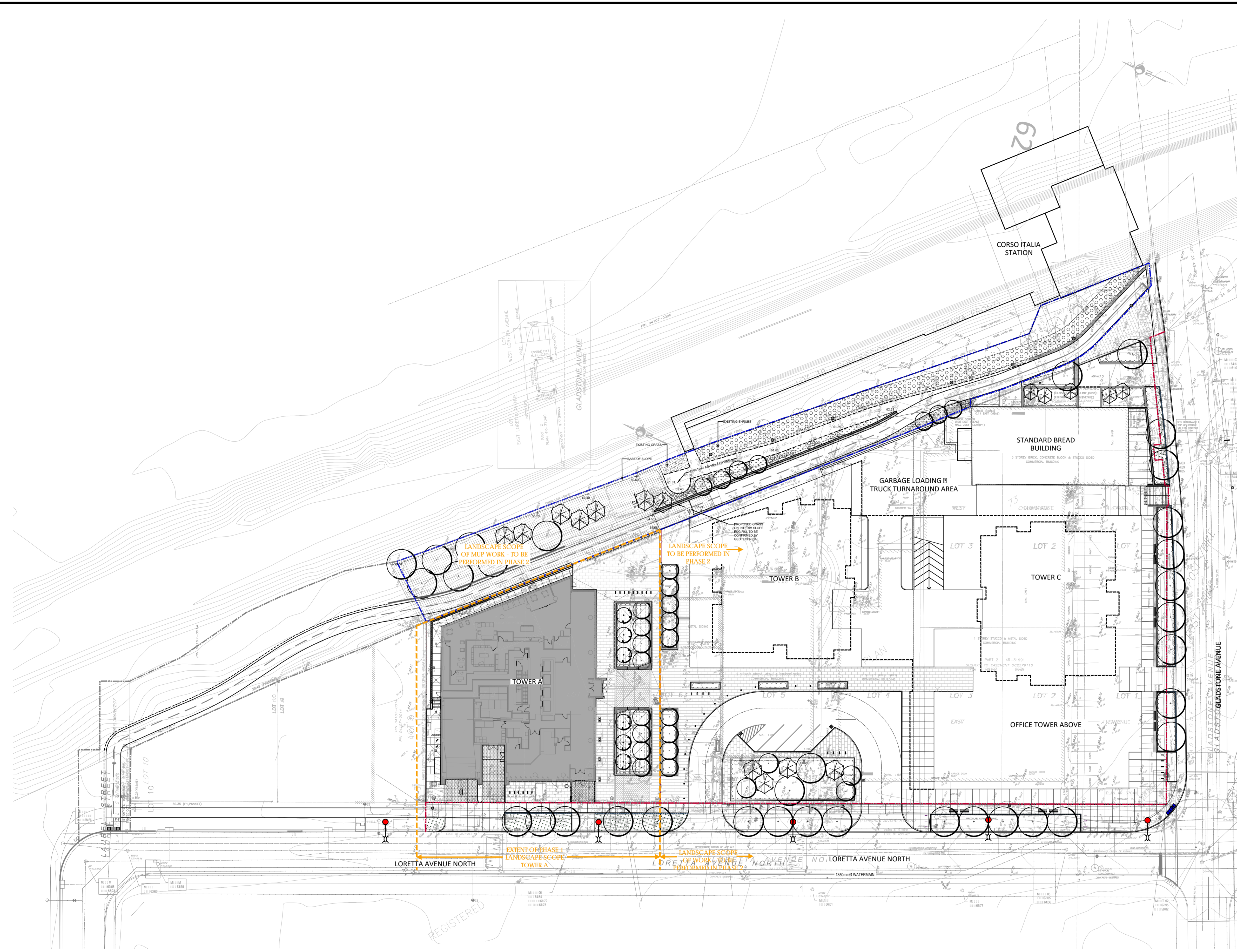


Last Save: 4/29/2024 3:35:59 PM
 File Location: Z:\Projects\1987-01 Gladstone And Loretta\Drawing\IT Tower A 2025-07-08\1987-01 Gladstone & Loretta (IT)\LandscapeTower A) R11.dwg



LEGEND:

- DECIDUOUS TREE
- GRASS - SEED @ 100 MM TOPSOIL
- CONCRETE PAVING - PEDESTRIAN
- CONCRETE PAVING - VEHICULAR
- UNIT PAVING - PEDESTRIAN
- LANDSCAPE CONCRETE CURB
- RETAINING WALL
- FREESTANDING BENCH
- BIKE RACKS
- TWSI
- CITY R.O.W. LIMIT

- GENERAL NOTES:**
- All measurements in millimeters unless specified otherwise. Do not scale drawing. All drawings to be read in conjunction with written specifications.
 - Copyright reserved. This drawing is the exclusive property of CSW Landscape Architects Ltd. and shall not be used without the consent thereof.
 - This Drawing may not be used for construction until signed by the landscape architect. It is the responsibility of the contractor to:
 - check and verify all dimensions on site;
 - report all errors and/or omissions to the landscape architect;
 - comply with all pertinent codes and by-laws;
 - check and verify locations of all underground services with all local utilities prior to any digging.
 - Minimum soil volume required for trees:

No.	Revision	Date
19	ISSUED FOR 34-storey SPA Revision	4 MAY 2026
18	ISSUED FOR CM RFP	26 FEB 2026
17	RE-ISSUED FOR TENDER	04 NOV 2025
16	ISSUED FOR TENDER	08 JUL 2025
15	ISSUED FOR CD 99%	07 JUL 2025
14	ISSUED FOR CD 66%	03 APR 2025
13	RE-ISSUED FOR SPA	31 JAN 2025
12	RE-ISSUED FOR SPA	20 NOV 2024
11	RE-ISSUED FOR SPA	30 AUG 2024
10	RE-ISSUED FOR SPA	18 APR 2024
9	RE-ISSUED FOR SPA	21 AUG 2023
8	RE-ISSUED FOR SPA	22 FEB 2023
7	RE-ISSUED FOR SPA	15 SEP 2022
6	RE-ISSUED FOR SPA	01 MAR 2022
5	RE-ISSUED FOR SPA	17 DEC 2021
4	ISSUED FOR SPC	21 APR 2021
3	ISSUED FOR SPC	09 APR 2021
2	ISSUED FOR SPA / COORD.	17 OCT 2020
1	ISSUED FOR SPA / REZONING	08 AUG 2019

North:

Stamp:

CSW Landscape Architecture
 Urban Design
 Site Planning
 Recreation and Park Planning
 Project Management

319 McRae Avenue, Suite 502, Ottawa, Ontario, K1Z 0B9
 Tel: (613) 729-4536

CLV GROUP DEVELOPMENTS


PBC GROUP

Project:
951 Gladstone Avenue & 145 Loretta Avenue North

OTTAWA, ONTARIO

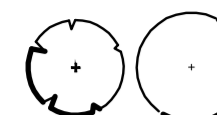

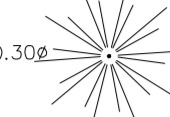
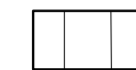
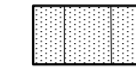
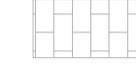







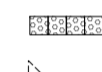
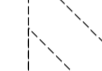
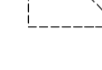

Drawing:
SITE PLAN TOWER A

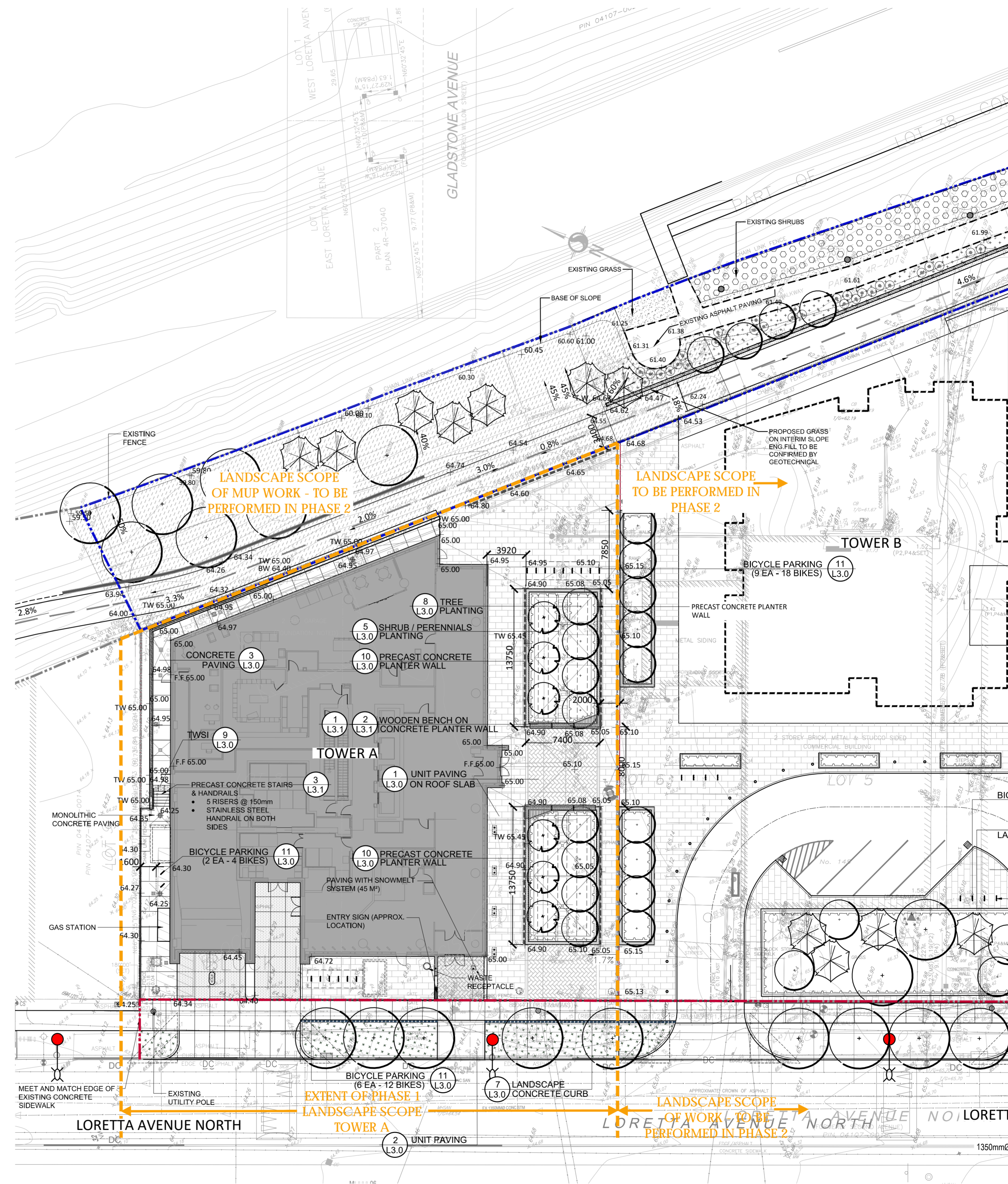
Scale: 1:400	Date: July 2019
Design By: CM	Drawn By: AB
Project Number: 1987-01	Sheet Number: L1.0



D07-12-21-0053

LEGEND

-  DECIDUOUS TREE
-  CONIFEROUS TREE
-  EXISTING CONIFEROUS TREE
-  CONCRETE PAVING
-  CONCRETE PAVING WITH SNOWMELT SYSTEM
-  UNIT PAVING TYPE 1
-  UNIT PAVING TYPE 2
-  UNIT PAVING TYPE 2 WITH SNOWMELT SYSTEM
-  RETAINING WALL
-  PRECAST CONCRETE SEATING/PLANTER WALL
-  PLANTING BED
-  GRASS - SEED @ 100 MM TOPSOIL
-  BIKE RACKS
-  BENCH
-  TWSI
-  SIGHT LINES 3.0M-5.0M
-  GUARDRAIL H 1370 mm

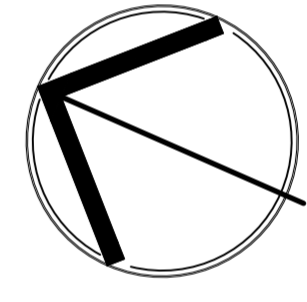



GENERAL NOTES:

1. All measurements in millimeters unless specified otherwise. Do not scale drawing. All drawings to be read in conjunction with written specifications.
2. Copyright reserved. This drawing is the exclusive property of CSW Landscape Architects Ltd. and shall not be used without the consent thereof.
3. This Drawing may not be used for construction until signed by the landscape architect. It is the responsibility of the contractor to:
 - check and verify all dimensions on site;
 - report all errors and/or omissions to the landscape architect;
 - comply with all pertinent codes and by-laws;
 - check and verify locations of all underground services with all local utilities prior to any digging.
4. Minimum soil volume required for trees:

Tree Type / Site	Single Tree Soil Volume (m ³)	Multiple Tree Soil Volume (m ³ /tree)
Ornamental	15	9
Columnar	15	9
Small	20	12
Medium	25	15
Large	30	18
Conifer	25	15

No.	Revision	Date
19	ISSUED FOR 34-storey SPA Revision	4 MAY 2026
18	ISSUED FOR CM RFP	26 FEB 2026
17	RE-ISSUED FOR TENDER	04 NOV 2025
16	ISSUED FOR TENDER	08 JUL 2025
15	ISSUED FOR CD 99%	07 JUL 2025
14	ISSUED FOR CD 66%	03 APR 2025
13	RE-ISSUED FOR SPA	31 JAN 2025
12	RE-ISSUED FOR SPA	20 NOV 2024
11	RE-ISSUED FOR SPA	30 AUG 2024
10	RE-ISSUED FOR SPA	18 APR 2024
9	RE-ISSUED FOR SPA	21 AUG 2023
8	RE-ISSUED FOR SPA	22 FEB 2023
7	RE-ISSUED FOR SPA	15 SEP 2022
6	RE-ISSUED FOR SPA	01 MAR 2022
5	RE-ISSUED FOR SPA	17 DEC 2021
4	ISSUED FOR SPC	21 APR 2021
3	ISSUED FOR SPC	09 APR 2021
2	ISSUED FOR SPA / COORD.	17 OCT 2020
1	ISSUED FOR SPA / REZONING	08 AUG 2019

North: 

Stamp: 

CSW Landscape Architecture
 Urban Design
 Site Planning
 Recreation and Park Planning
 Project Management

319 McRae Avenue, Suite 502, Ottawa, Ontario, K1Z 0B9
 Tel: (613) 729-4536

CLV GROUP DEVELOPMENTS

PBC GROUP

Project:
951 Gladstone Avenue & 145 Loretta Avenue North

OTTAWA, ONTARIO

Drawing:
LAYOUT PLAN TOWER A

Scale: 1:250	Date: July 2019
Design By: CM	Drawn By: AB
Project Number: 1987-01	Sheet Number: L1.1

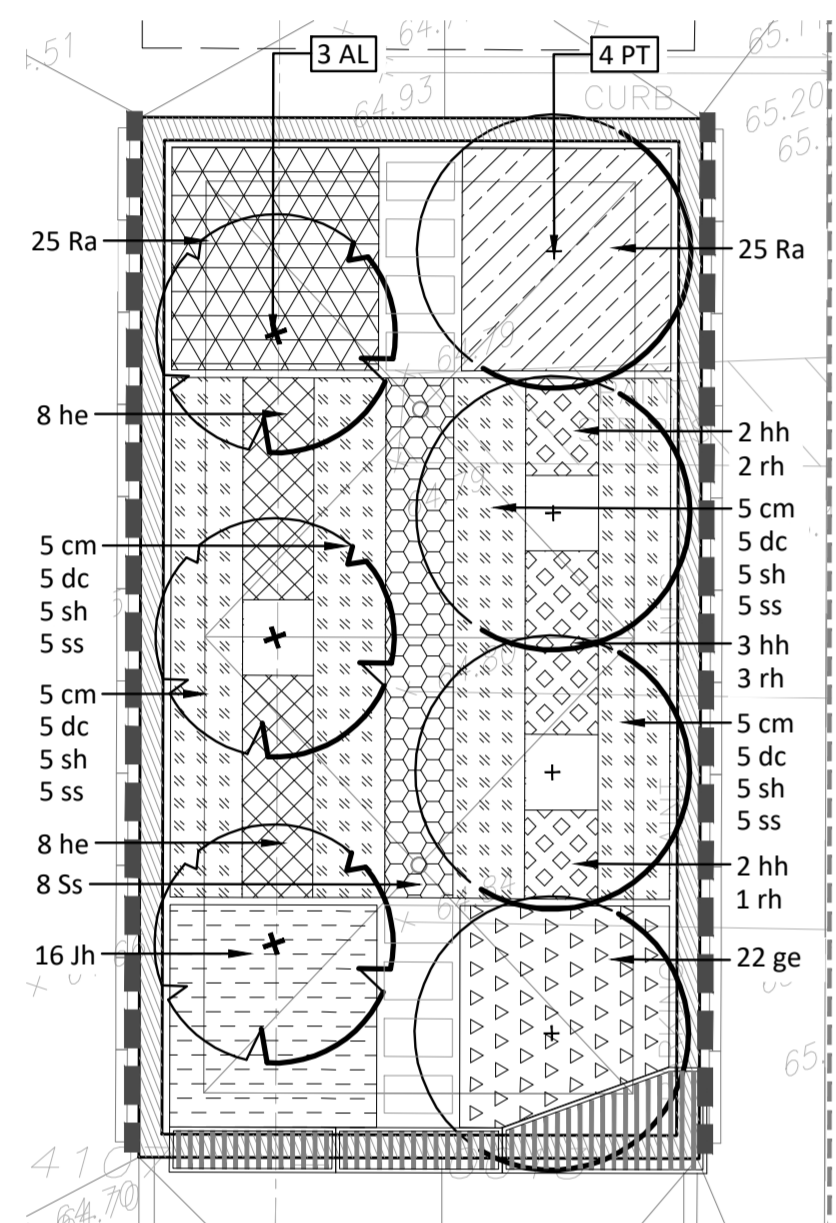
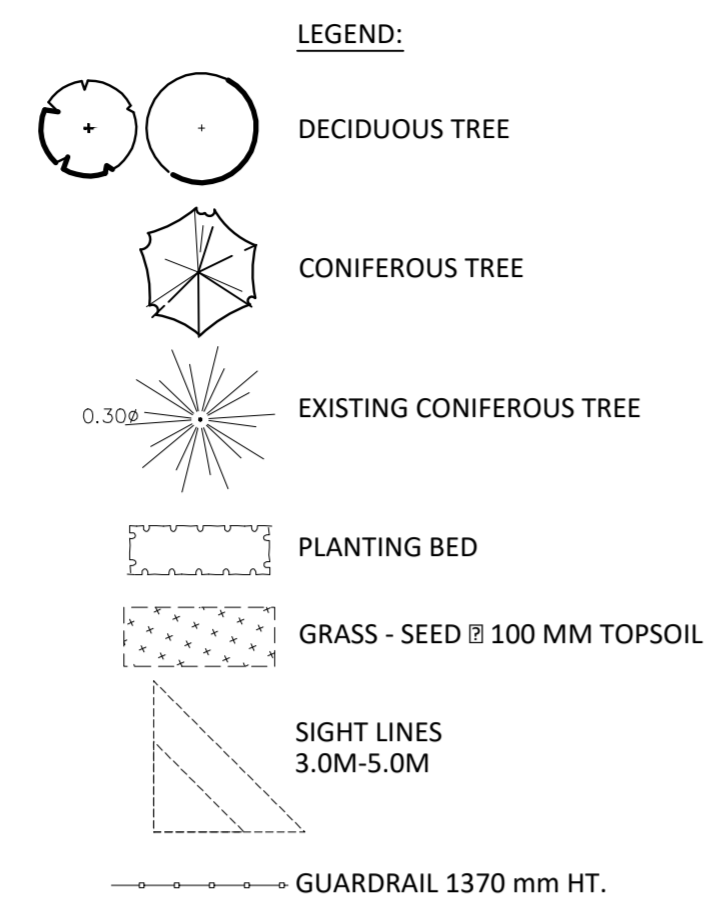


Last Save: 4/29/2024 3:35:59 PM
 File Location: Z:\Projects\1987-01 Gladstone And Loretta\Drawing\IT Tower A 2024-07-08\1987-01 Gladstone & Loretta (IT)\Landscape-Tower A) R11.dwg

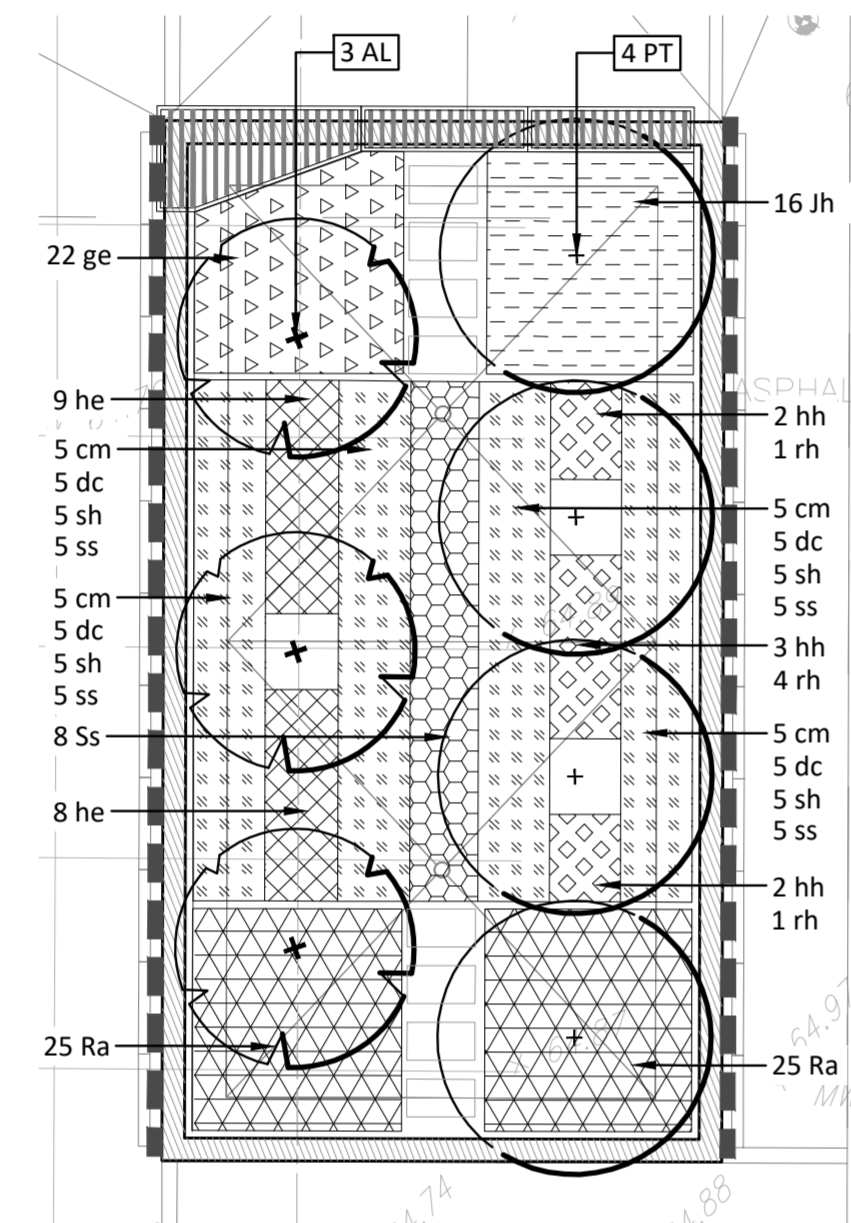
D07-12-21-0053

KEY	BOTANICAL NAME	COMMON NAME	QTY	SIZE	REMARKS
DECIDUOUS TREES					
AL	AMELANCHIER LAEVIS (SPRING FLURRY)	SPRING FLURRY SERVICEBERRY	6	2500 MM	MULTI STEM
PT	POPULUS TREMULOIDES	TREMBLING ASPEN	8	60mm CAL.	B/B / W.B
TC	TILIA CORDATA	LITTLE LEAF LINDEN	3	70mm CAL.	B/B / W.B
UA	ULMUS AMERICANA (PIONEER)	PIONEER ELM	2	70mm CAL.	B/B / W.B
SHRUBS					
Jh	JUNIPERUS HORIZONTALIS (PLUMOSA COMPACTA)	COMPACT ANDORA JUNIPER	32	3 GAL. POT.	POT. 750mm O.C.
Ss	SORBARIA SORBIFOLIA (SEM)	FALSE SPIREA	16	500mm HT.	POT. 900mm O.C.
Ra	RHUS AROMATICA (GRO-LOW)	GRO-LOW FRAGRANT SUMAC	100	1 GAL. POT.	POT. 600mm O.C.
PERENNIALS AND GRASSES					
cm	CAREX MUSKINGUMENSIS	PALM SEDGE GRASS	40	1 GAL. POT.	POT. 600mm O.C.
dc	DESCAMPISIA CESPITOSA	TUFTED HAIR GRASS	40	1 GAL. POT.	POT. 600mm O.C.
ge	GERANIUM MACRO. (SPESSART)	BIGROOT GERANIUM	44	1 GAL. POT.	POT. 600mm O.C.
hh	HELIOSIS HELIANTHOIDES	FALSE SUNFLOWER	14	1 GAL. POT.	POT. 600mm O.C.
he	HEMEROCALLIS BALTIMORE ORIOLE	DAILILY ORANGE	33	1 GAL. POT.	POT. 600mm O.C.
rh	RUDBEKIA HIRTA	BLACK-EYED SUSAN	12	1 GAL. POT.	POT. 600mm O.C.
sh	SPOROBOLUS HETEROLEPIAS	PRAIRIE DROPSEED	40	1 GAL. POT.	POT. 600mm O.C.
ss	SCHIZACHYRIUM SCOPARIUM	LITTLE BLUESTEM	40	1 GAL. POT.	POT. 600mm O.C.

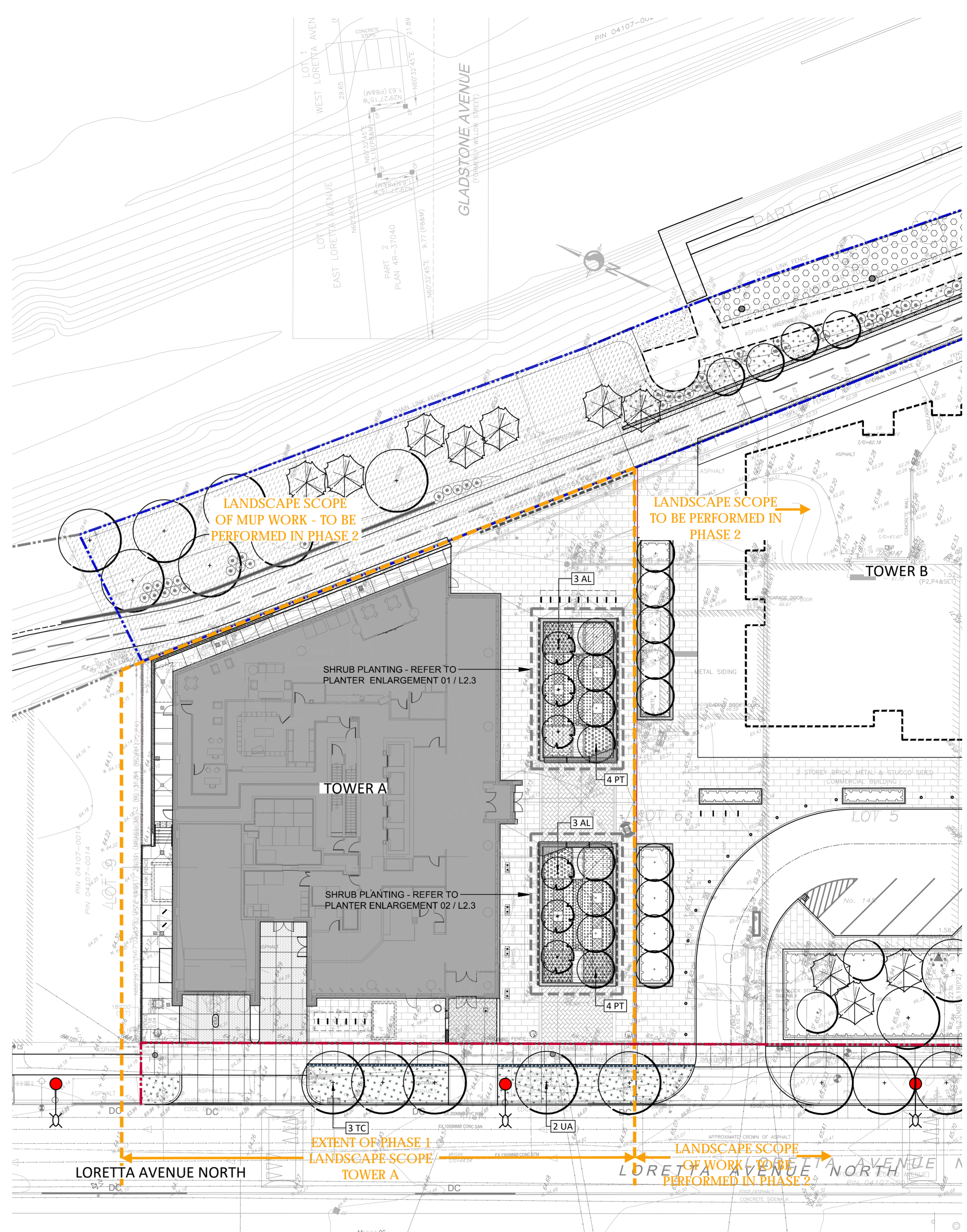
NOTE - MUP PLANTING NOT INCLUDED IN PHASE 1 WORK



01 SHRUB PLANTING ENLARGEMENT - PLANTER 1 Scale: 1:100



02 SHRUB PLANTING ENLARGEMENT - PLANTER 2 Scale: 1:100



- GENERAL NOTES:**
- All measurements in millimeters unless specified otherwise. Do not scale drawing. All drawings to be read in conjunction with written specifications.
 - Copyright reserved. This drawing is the exclusive property of CSW Landscape Architects Ltd. and shall not be used without the consent thereof.
 - This Drawing may not be used for construction until signed by the landscape architect. It is the responsibility of the contractor to:
 - check and verify all dimensions on site;
 - report all errors and/or omissions to the landscape architect;
 - comply with all pertinent codes and by-laws;
 - check and verify locations of all underground services with all local utilities prior to any digging.
 - Minimum soil volume required for trees:

Tree Type / Site	Single Tree Soil Volume (m ³)	Multiple Tree Soil Volume (m ³ /tree)
Ornamental	15	9
Columnar	15	9
Small	20	12
Medium	25	15
Large	30	18
Conifer	25	15

No.	Revision	Date
19	ISSUED FOR 34-storey SPA Revision	4 MAY 2026
18	ISSUED FOR CM RFP	26 FEB 2026
17	RE-ISSUED FOR TENDER	04 NOV 2025
16	ISSUED FOR TENDER	08 JUL 2025
15	ISSUED FOR CD 99%	07 JUL 2025
14	ISSUED FOR CD 66%	03 APR 2025
13	RE-ISSUED FOR SPA	31 JAN 2025
12	RE-ISSUED FOR SPA	20 NOV 2024
11	RE-ISSUED FOR SPA	30 AUG 2024
10	RE-ISSUED FOR SPA	18 APR 2024
9	RE-ISSUED FOR SPA	21 AUG 2023
8	RE-ISSUED FOR SPA	22 FEB 2023
7	RE-ISSUED FOR SPA	15 SEP 2022
6	RE-ISSUED FOR SPA	01 MAR 2022
5	RE-ISSUED FOR SPA	17 DEC 2021
4	ISSUED FOR SPC	21 APR 2021
3	ISSUED FOR SPC / COORD.	09 APR 2021
2	ISSUED FOR SPA / COORD.	17 OCT 2020
1	ISSUED FOR SPA / REZONING	08 AUG 2019

North:

Stamp:

CSW Landscape Architecture
Urban Design
Site Planning
Recreation and Park Planning
Project Management

319 McRae Avenue, Suite 502, Ottawa, Ontario, K1Z 0B9
Tel: (613) 729-4536

CLV GROUP DEVELOPMENTS

PBC GROUP

Project:
951 Gladstone Avenue & 145 Loretta Avenue North

OTTAWA, ONTARIO

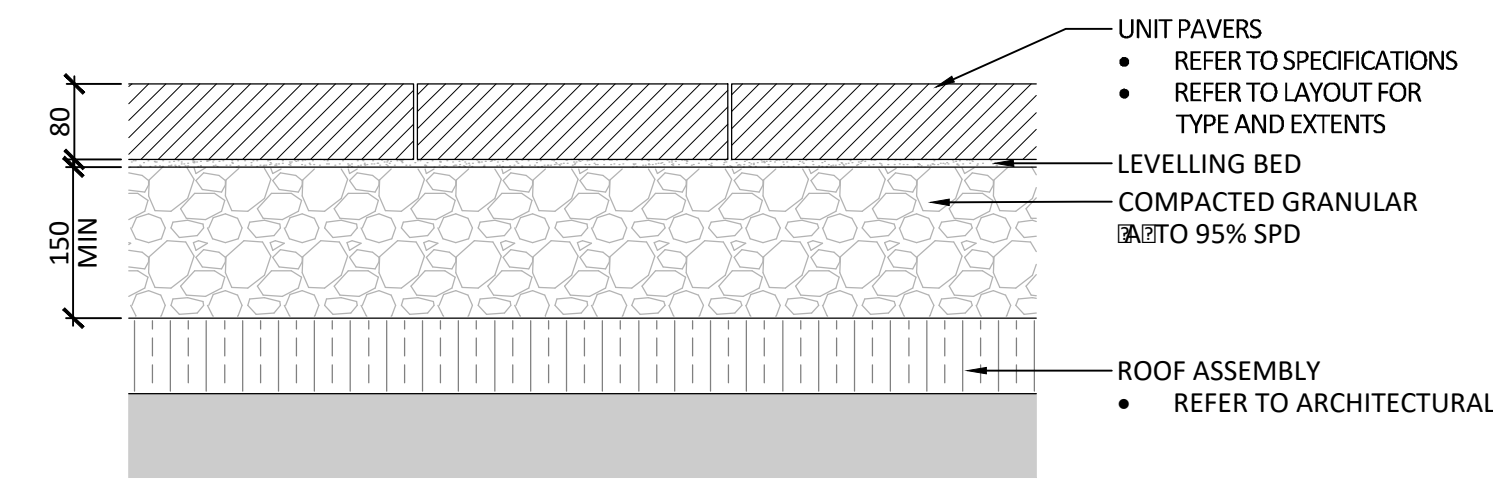
Drawing:
PLANTING PLAN TOWER A

Scale: 1:250	Date: July 2019
Design By: CM	Drawn By: AB
Project Number: 1987-01	Sheet Number: L1.2

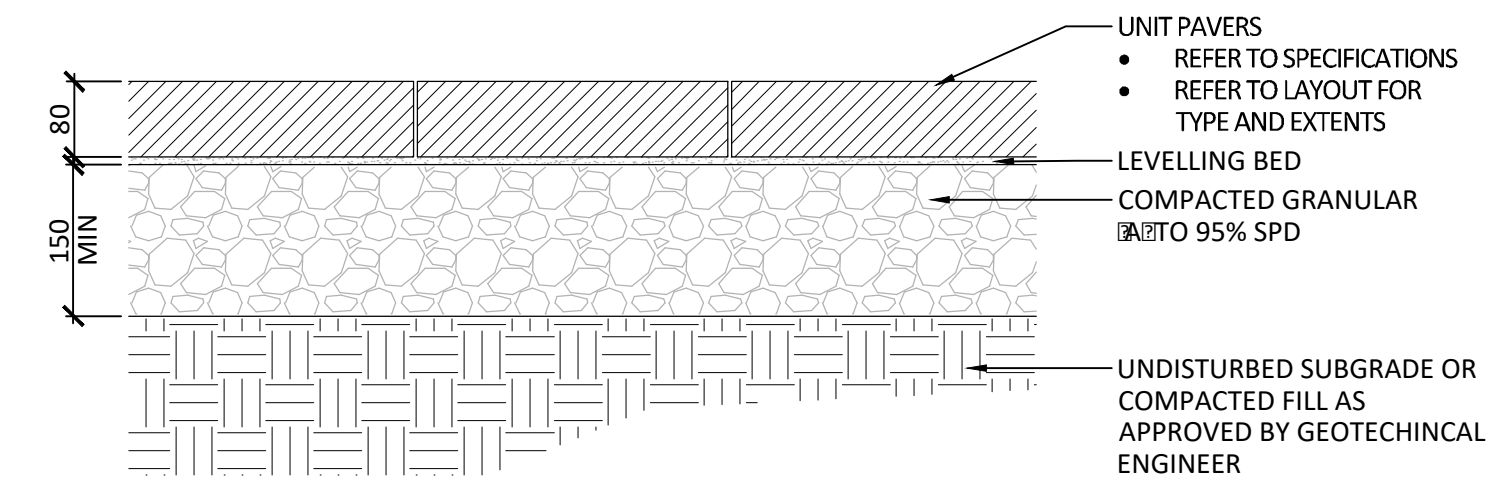


Last Save: 4/29/2026 2:31:24 PM
File Location: Z:\Projects\1987-01 Gladstone And Loretta\Drawing\ITT Tower A 2025-07-08\1987-01 Gladstone & Loretta\ITTLandscapeTower A\B11.dwg

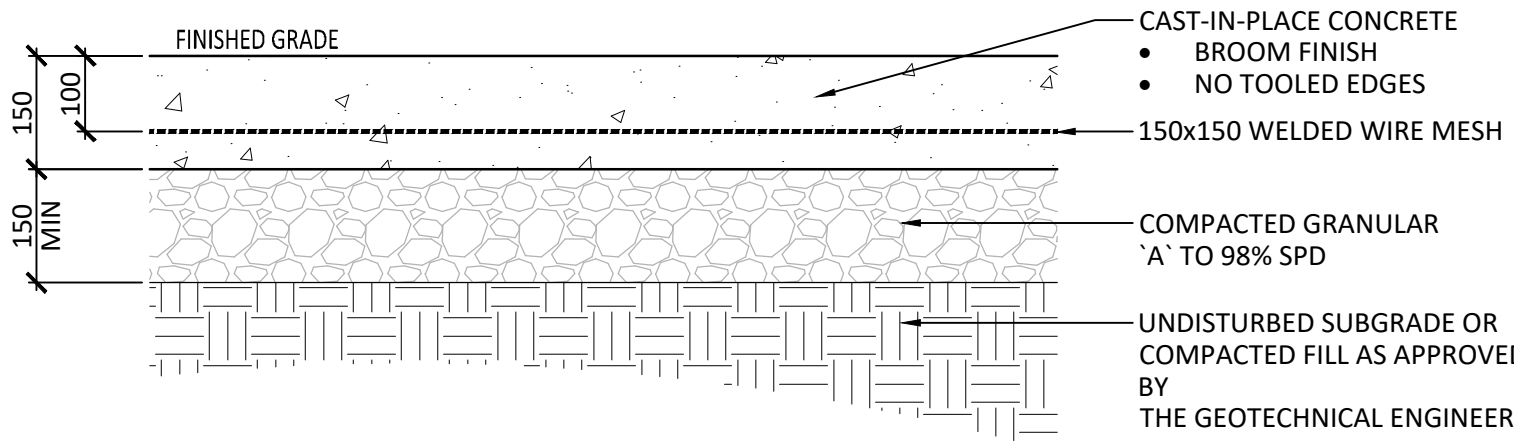
D07-12-21-0053



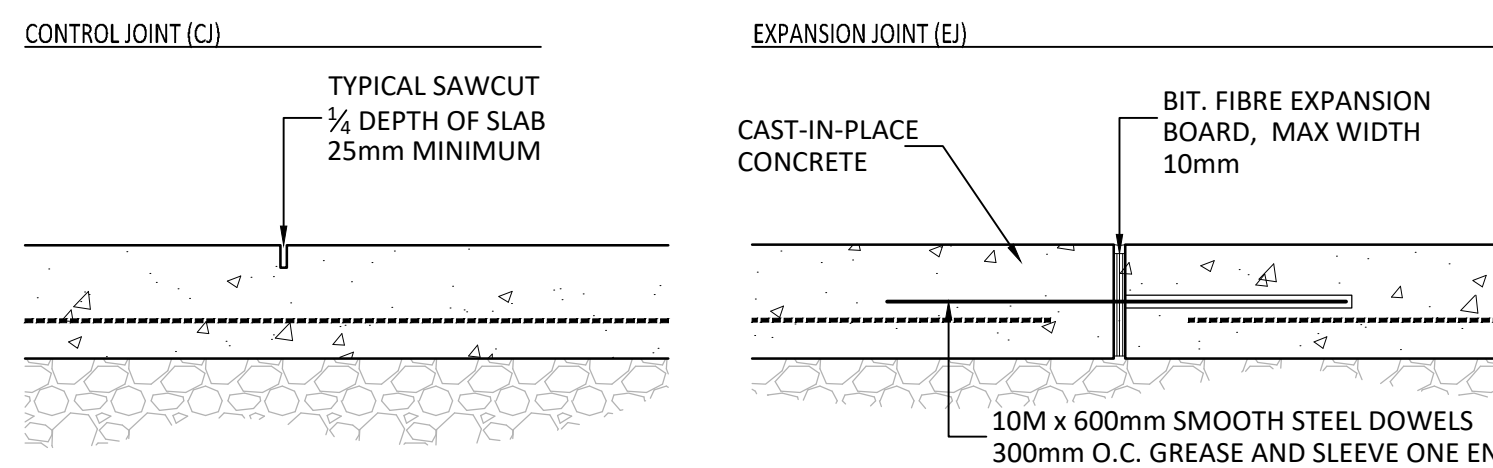
01 UNIT PAVING ON ROOF SLAB
Scale 1:10



02 UNIT PAVING ON GRANULAR BASE
Scale 1:10

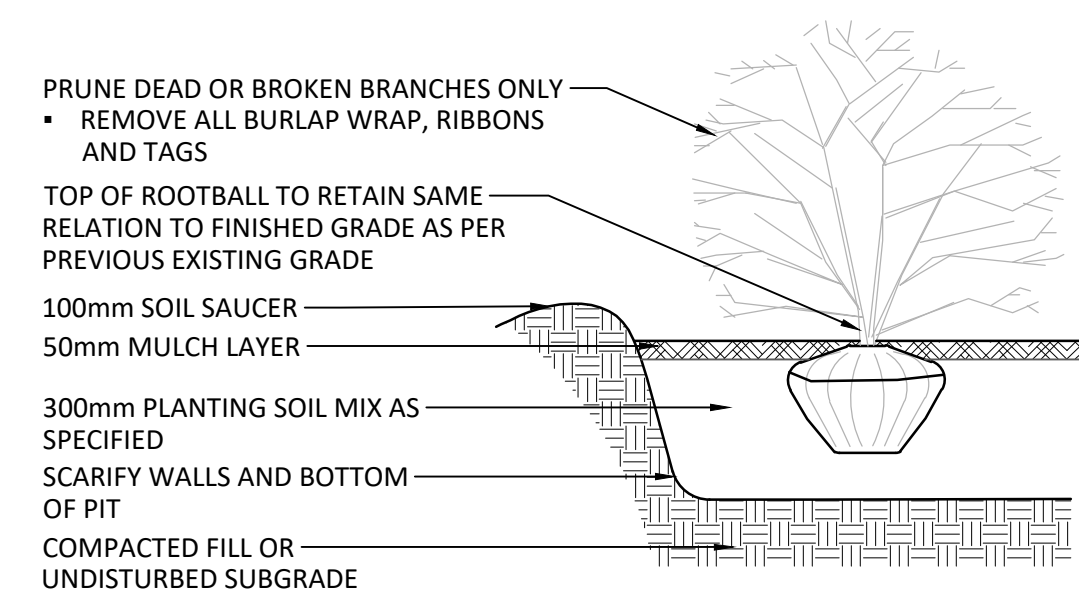


03 CONCRETE PAVING
Scale 1:10

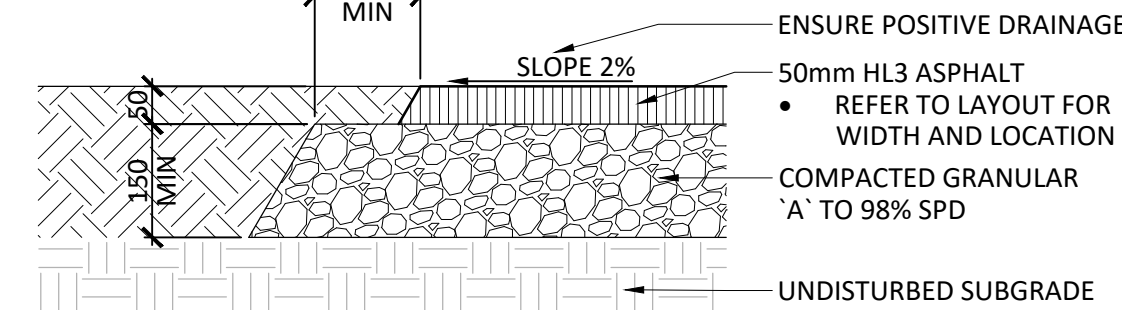


- NOTES:**
- REFER TO DRAWINGS FOR JOINT LAYOUT
 - SAWCUT WITHIN 48 HOURS OF POUR
 - NO TOOLED EDGES

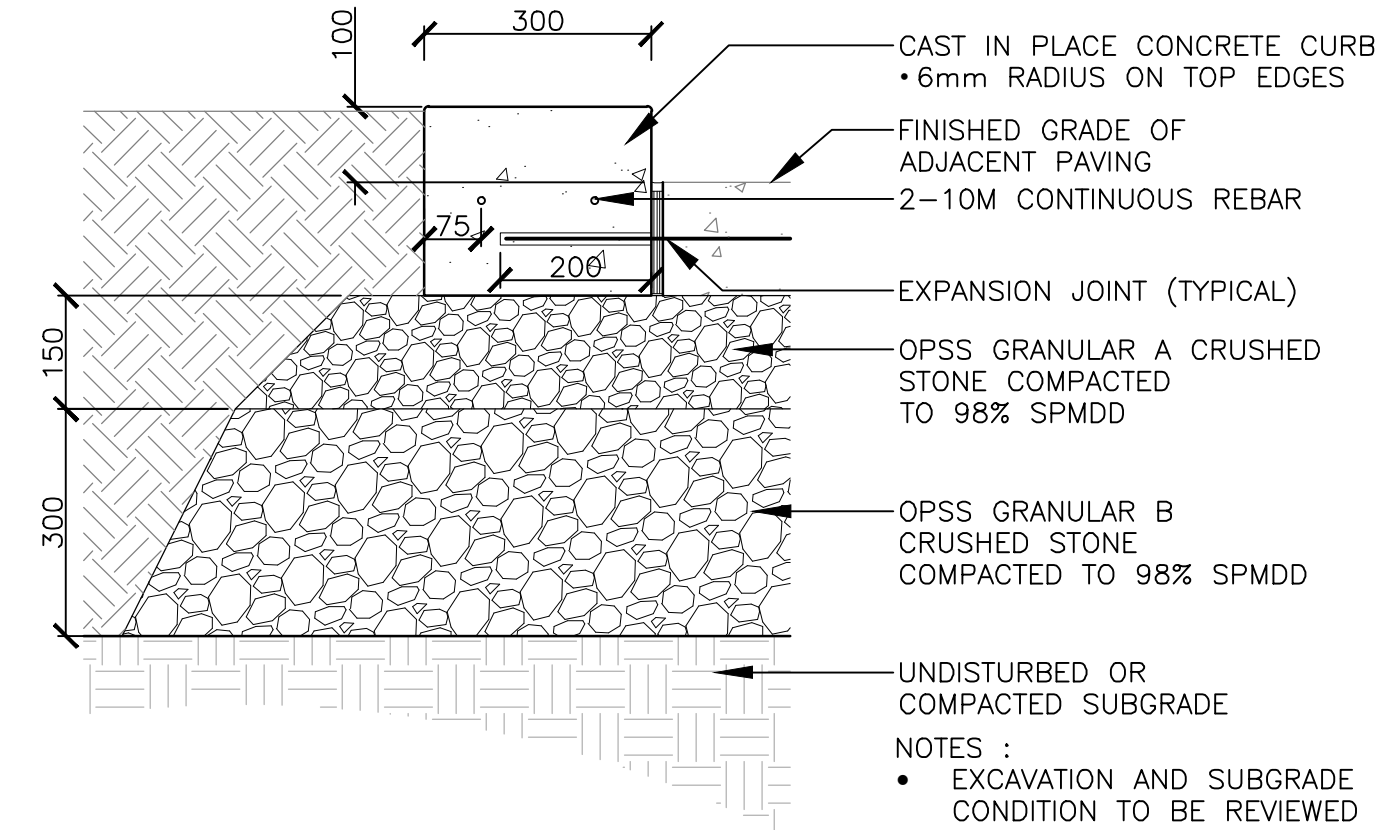
04 CONCRETE JOINTING
Scale 1:10



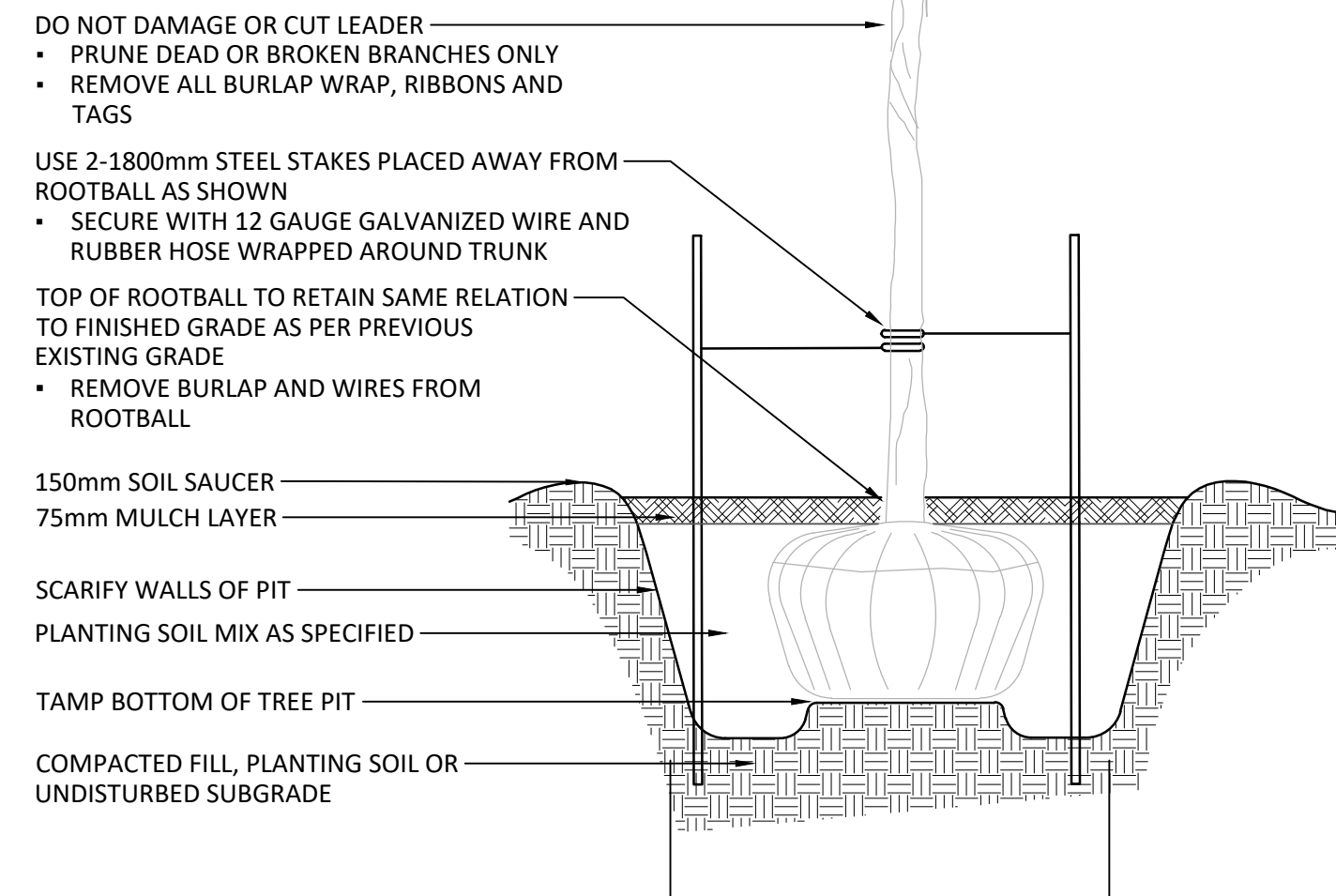
05 SHRUB/PERENNIAL PLANTING
NOT TO SCALE



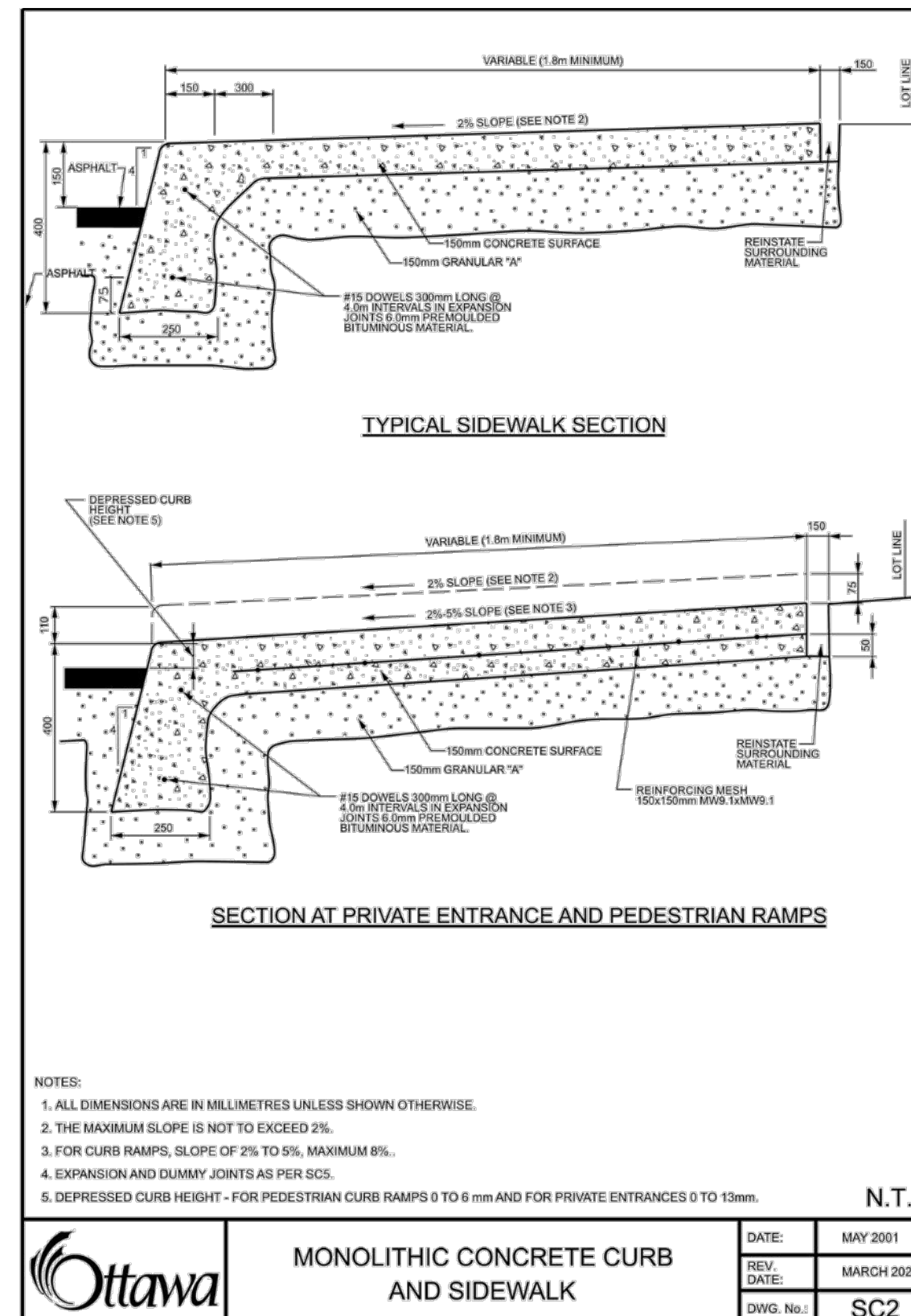
06 ASPHALT PATHWAY
Scale 1:10



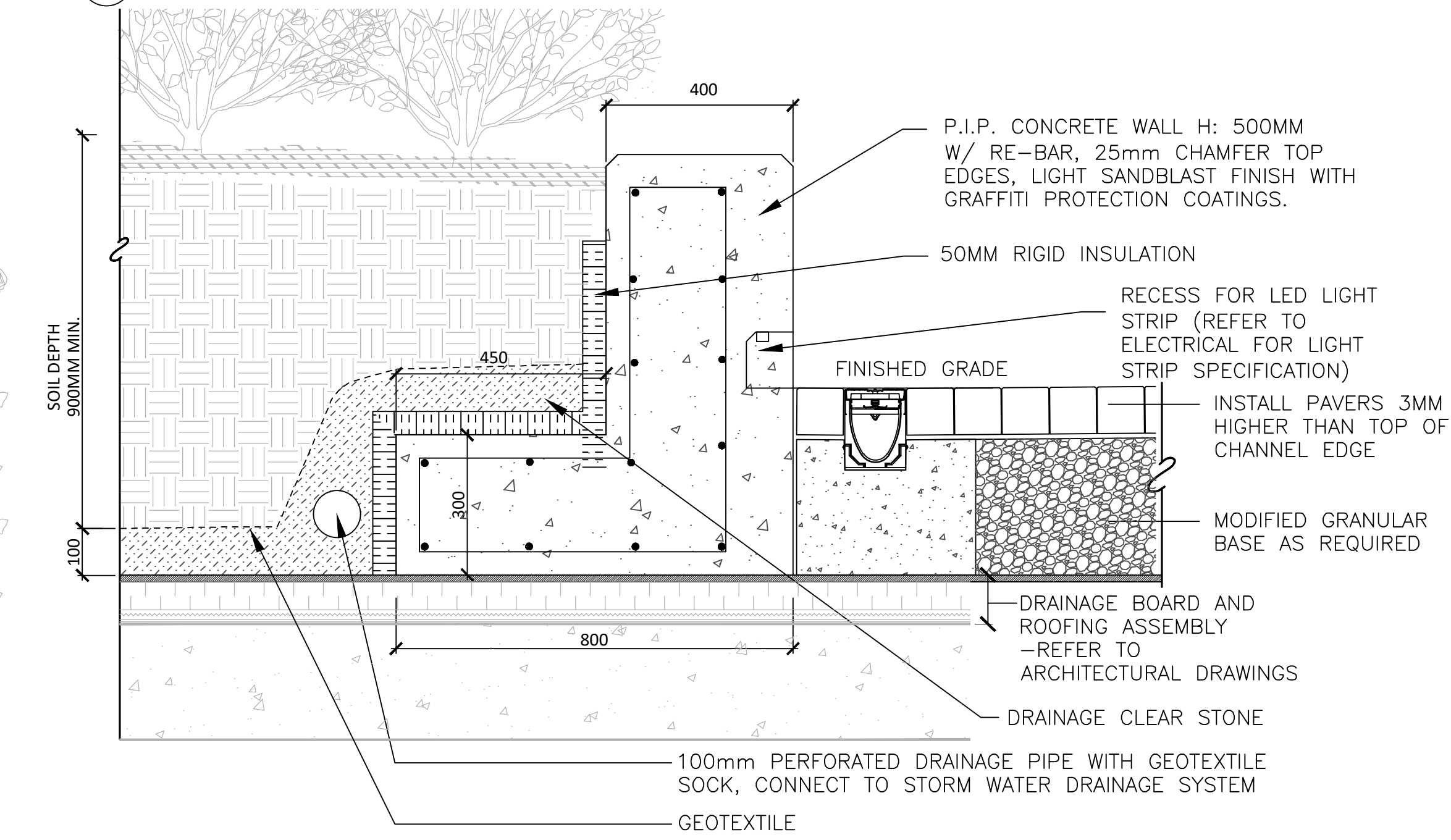
07 LANDSCAPE CONCRETE CURB
Scale 1:10



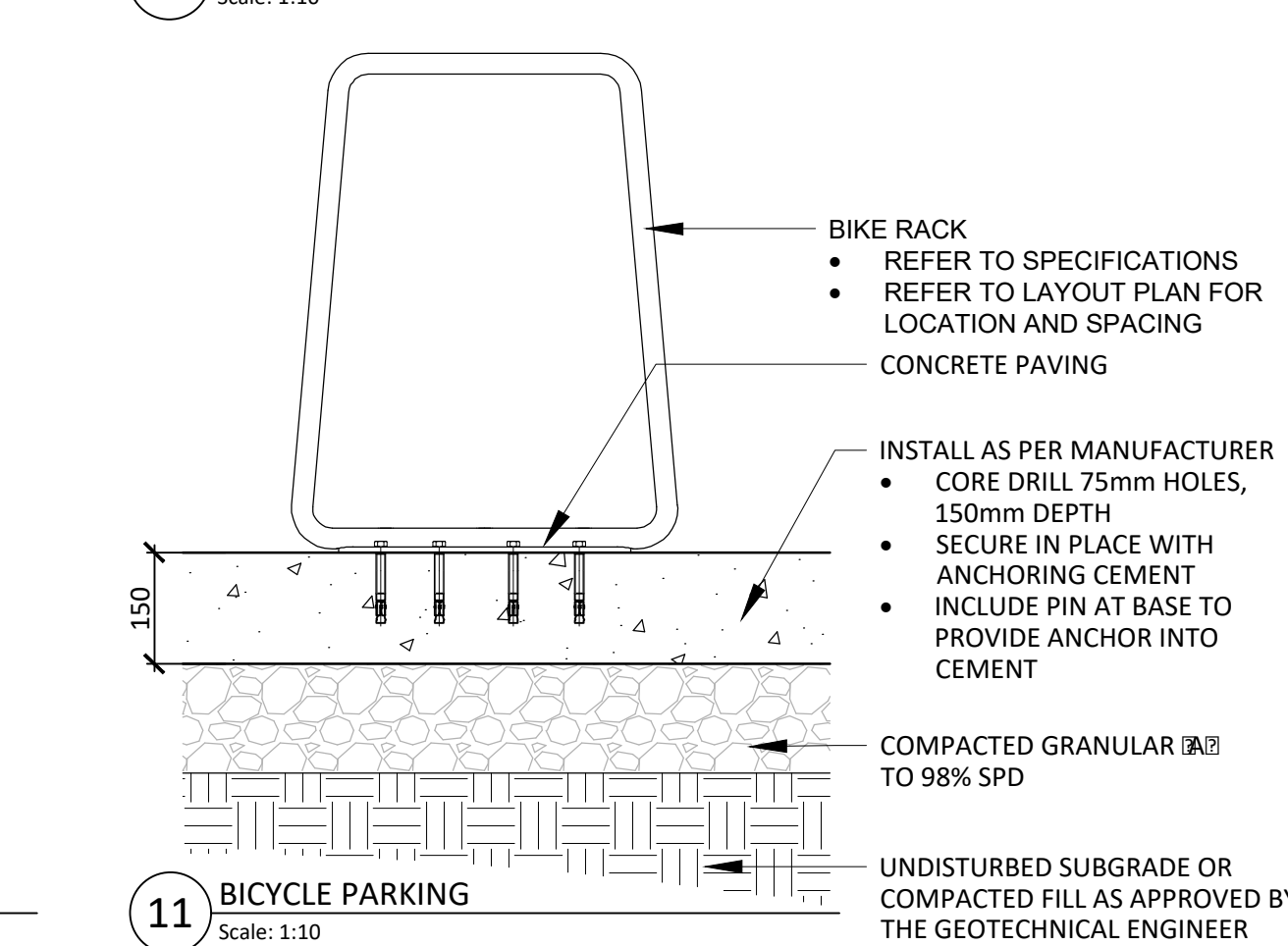
08 TREE PLANTING
NOT TO SCALE



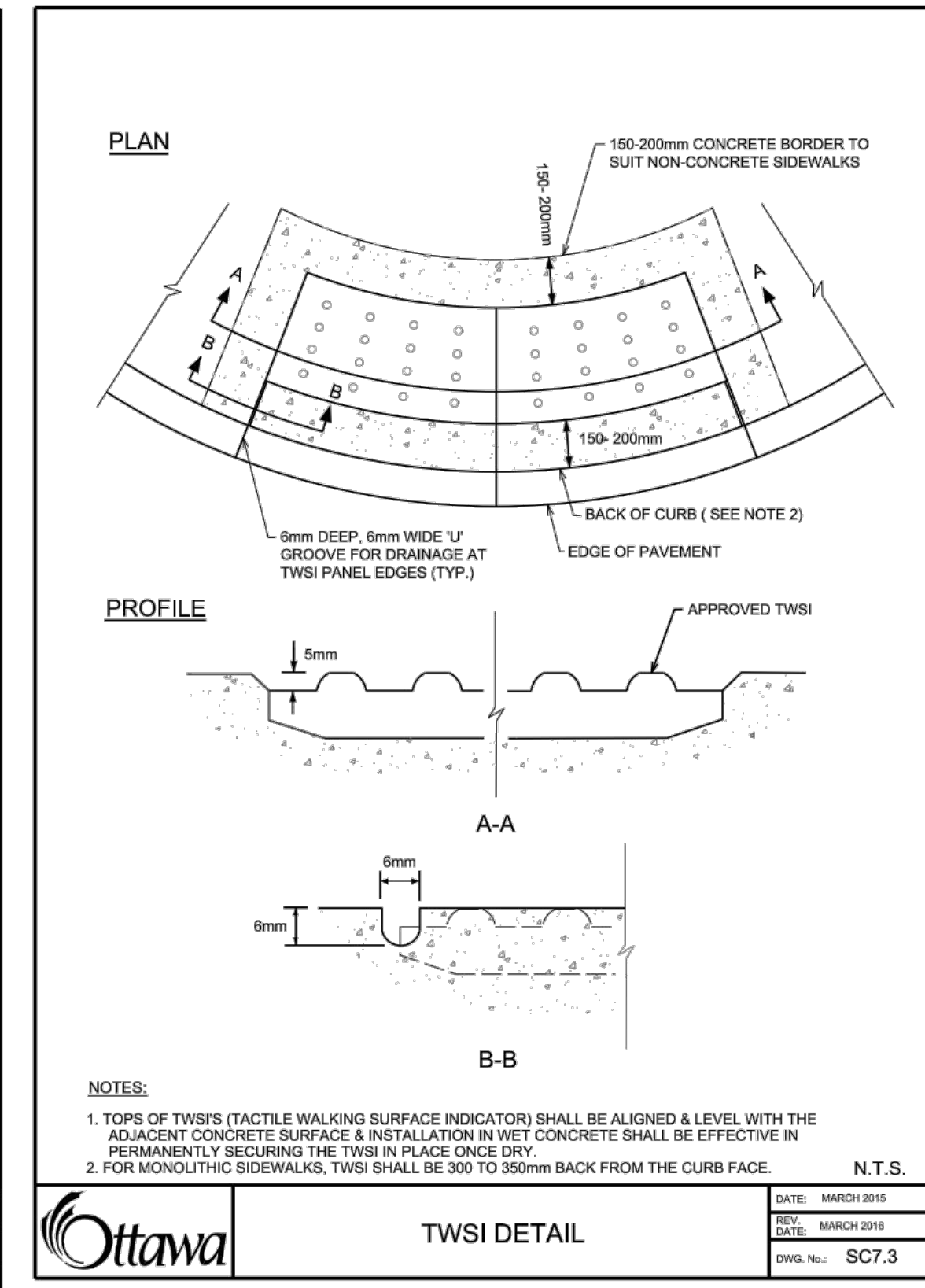
09 SIDEWALK AND TWSI
N.T.S.



10 CONCRETE PLANTER WALL
Scale 1:10



11 BICYCLE PARKING
Scale 1:10



09 SIDEWALK AND TWSI
N.T.S.

GENERAL NOTES:

- All measurements in millimeters unless specified otherwise. Do not scale drawing. All drawings to be read in conjunction with written specifications.
- Copyright reserved. This drawing is the exclusive property of CSW Landscape Architects Ltd. and shall not be used without the consent thereof.
- This Drawing may not be used for construction until signed by the landscape architect. It is the responsibility of the contractor to:
 - check and verify all dimensions on site;
 - report all errors and/or omissions to the landscape architect;
 - comply with all pertinent codes and by-laws;
 - check and verify locations of all underground services with all local utilities prior to any digging.
- Minimum soil volume required for trees:

Tree Type / Site	Single Tree Soil Volume (m ³)	Multiple Tree Soil Volume (m ³ /tree)
Ornamental	15	9
Columnar	15	9
Small	20	12
Medium	25	15
Large	30	18
Conifer	25	15

18	ISSUED FOR 34-storey SPA Revision	4 MAY 2026
17	ISSUED FOR CM RFP	26 FEB 2026
16	RE-ISSUED FOR TENDER	8 DEC 2025
15	ISSUED FOR TENDER	8 JUL 2025
14	ISSUED FOR CD 66%	3 APR 2025
13	RE-ISSUED FOR SPA	31 JAN 2025
12	RE-ISSUED FOR SPA	20 NOV 2024
11	RE-ISSUED FOR SPA	30 AUG 2024
10	RE-ISSUED FOR SPA	18 APR 2024
9	RE-ISSUED FOR SPA	21 AUG 2023
8	RE-ISSUED FOR SPA	22 FEB 2023
7	RE-ISSUED FOR SPA	15 SEP 2022
6	RE-ISSUED FOR SPA	1 MAR 2022
5	RE-ISSUED FOR SPA	17 DEC 2021
4	ISSUED FOR SPC	21 APR 2021
3	ISSUED FOR SPC	09 APR 2021
2	ISSUED FOR SPA / COORD.	17 OCT 2020
1	ISSUED FOR SPA / REZONING	08 AUG 2019

No.	Revision	Date
North:		
Stamp:		

CSW Landscape Architecture
Urban Design
Site Planning
Recreation and Park Planning
Project Management

319 McRae Avenue, Suite 502, Ottawa, Ontario, K1Z 0B9
Tel: (613) 729-4536

CLV GROUP DEVELOPMENTS




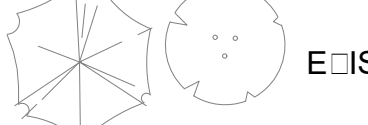





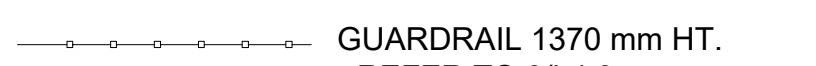


PBC GROUP

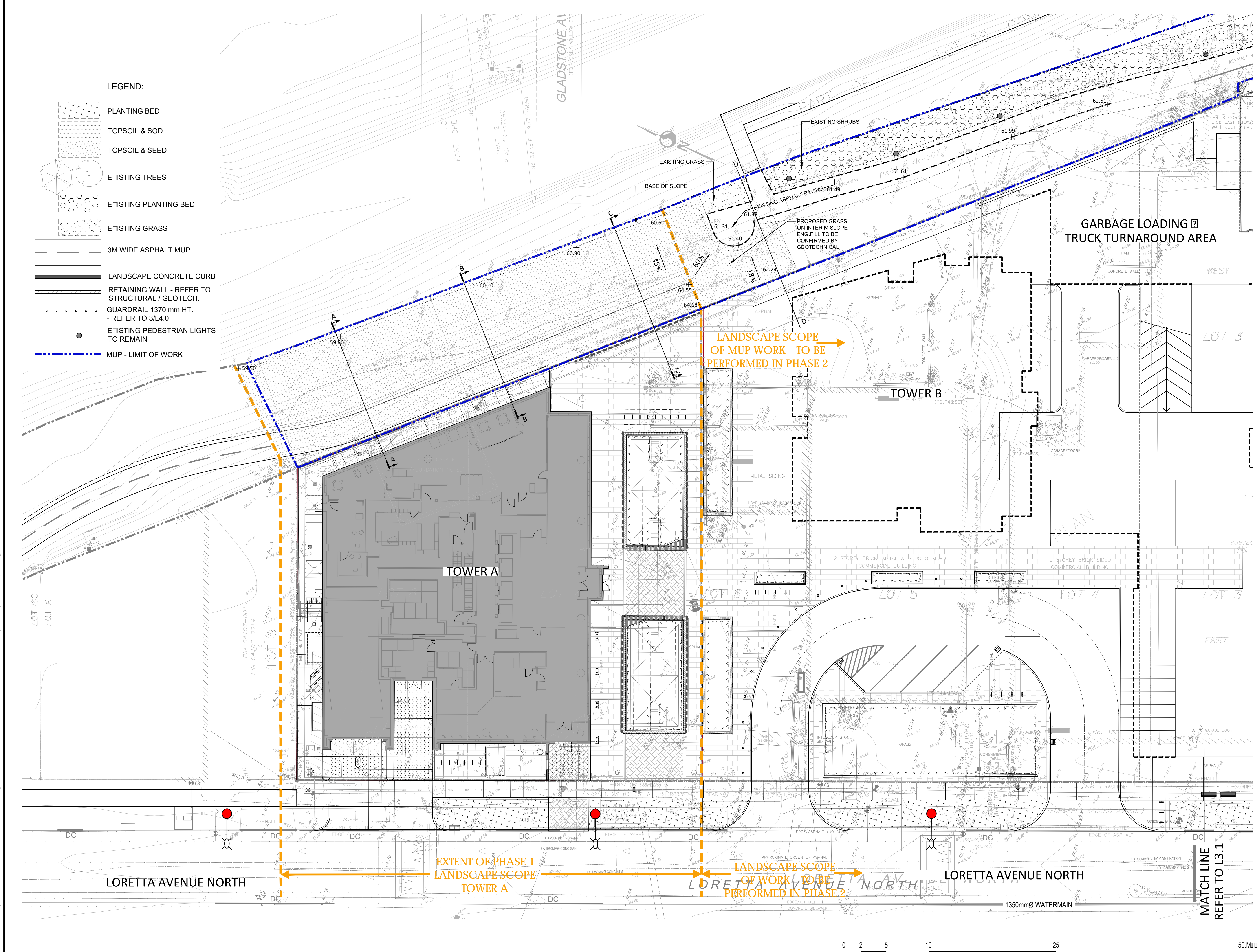
Project:
951 Gladstone Avenue & 145 Loretta Avenue North
OTTAWA, ONTARIO

Drawing:
LANDSCAPE DETAILS TOWER A

Scale:	Date:
As Shown	July 2019
Design By:	Drawn By:
CM	JA
Project Number:	Sheet Number:
1987-01	L3.0

LEGEND:

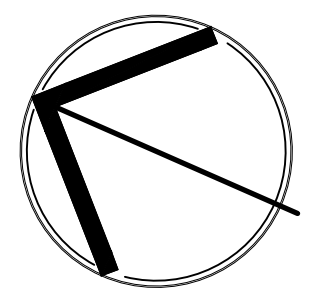
-  PLANTING BED
-  TOPSOIL & SOD
-  TOPSOIL & SEED
-  EXISTING TREES
-  EXISTING PLANTING BED
-  EXISTING GRASS
-  3M WIDE ASPHALT MUP
-  LANDSCAPE CONCRETE CURB
-  RETAINING WALL - REFER TO STRUCTURAL / GEOTECH.
-  GUARDRAIL 1370 mm HT. - REFER TO 3/L4.0
-  EXISTING PEDESTRIAN LIGHTS TO REMAIN
-  MUP - LIMIT OF WORK




GENERAL NOTES:

1. All measurements in millimeters unless specified otherwise. Do not scale drawing. All drawings to be read in conjunction with written specifications.
2. Copyright reserved. This drawing is the exclusive property of CSW Landscape Architects Ltd. and shall not be used without the consent thereof.
3. This Drawing may not be used for construction until signed by the landscape architect. It is the responsibility of the contractor to:
 - check and verify all dimensions on site;
 - report all errors and/or omissions to the landscape architect;
 - comply with all pertinent codes and by-laws;
 - check and verify locations of all underground services with all local utilities prior to any digging.
4. Minimum soil volume required for trees:

No.	Revision	Date
19	ISSUED for 34-storey SPA Revision	4 MAY 2026
18	RE-ISSUED FOR SPA	01 JAN 2026
17	RE-ISSUED FOR TENDER	04 NOV 2025
16	ISSUED FOR TENDER	08 JUL 2025
15	ISSUED FOR CD 99%	07 JUL 2025
14	ISSUED FOR CD 66%	03 APR 2025
13	RE-ISSUED FOR SPA	31 JAN 2025
12	RE-ISSUED FOR SPA	20 NOV 2024
11	RE-ISSUED FOR SPA	30 AUG 2024
10	RE-ISSUED FOR SPA	18 APR 2024
9	RE-ISSUED FOR SPA	21 AUG 2023
8	RE-ISSUED FOR SPA	22 FEB 2023
7	RE-ISSUED FOR SPA	15 SEP 2022
6	RE-ISSUED FOR SPA	01 MAR 2022
5	RE-ISSUED FOR SPA	17 DEC 2021
4	ISSUED FOR SPC	21 APR 2021
3	ISSUED FOR SPC	09 APR 2021
2	ISSUED FOR SPA / COORD.	17 OCT 2020
1	ISSUED FOR SPA / REZONING	08 AUG 2019

North: 

Stamp: 

CSW Landscape Architecture
Urban Design
Site Planning
Recreation and Park Planning
Project Management

319 McRae Avenue, Suite 502, Ottawa, Ontario, K1Z 0B9
Tel: (613) 729-4536

CLV GROUP DEVELOPMENTS

PBC GROUP

Project:
951 Gladstone Avenue & 145 Loretta Avenue North
OTTAWA, ONTARIO

Drawing:
INTERIM LAYOUT PLAN MUP

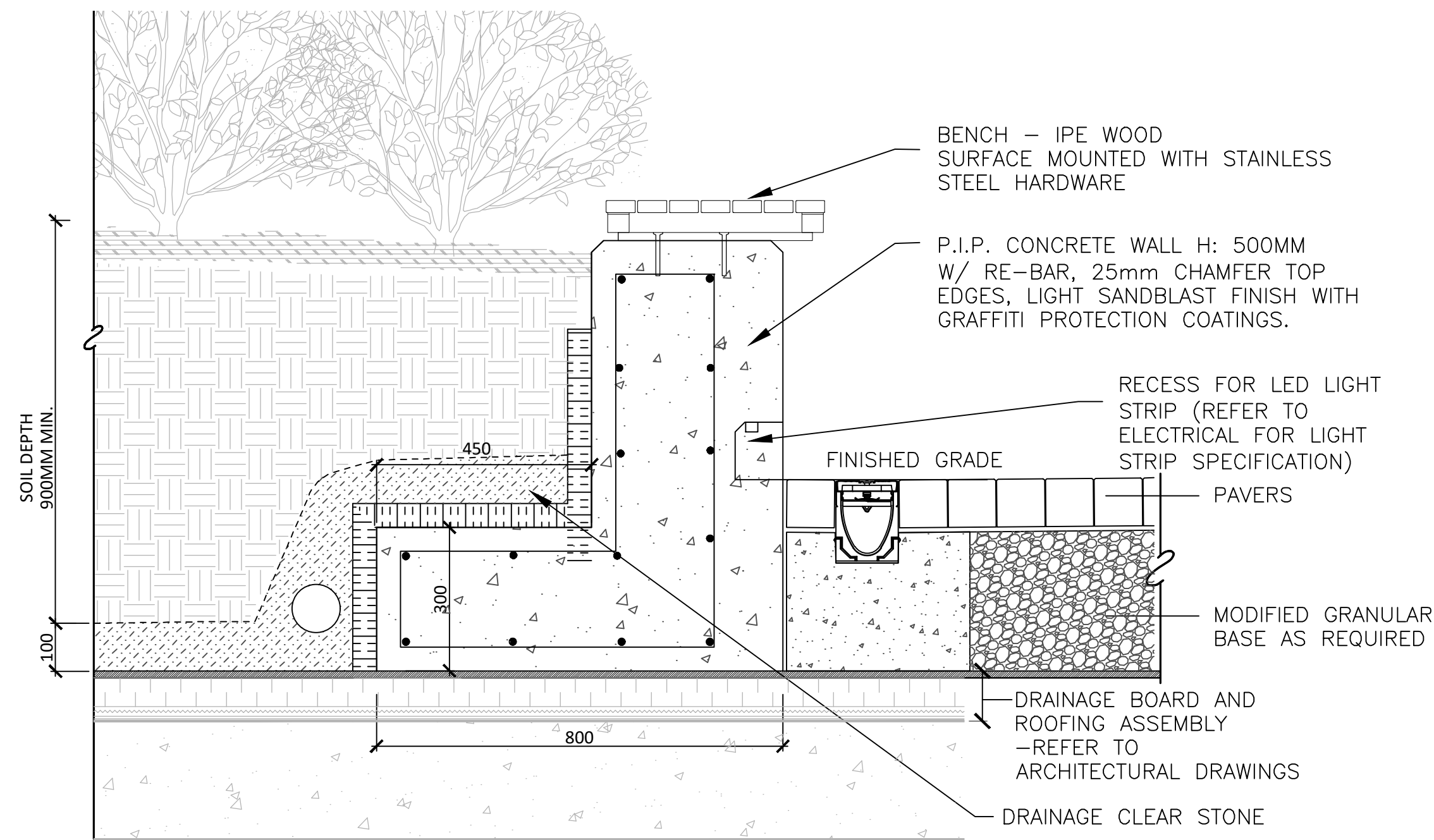
Scale: 1:200 Date: July 2019

Design By: CM Drawn By: AB

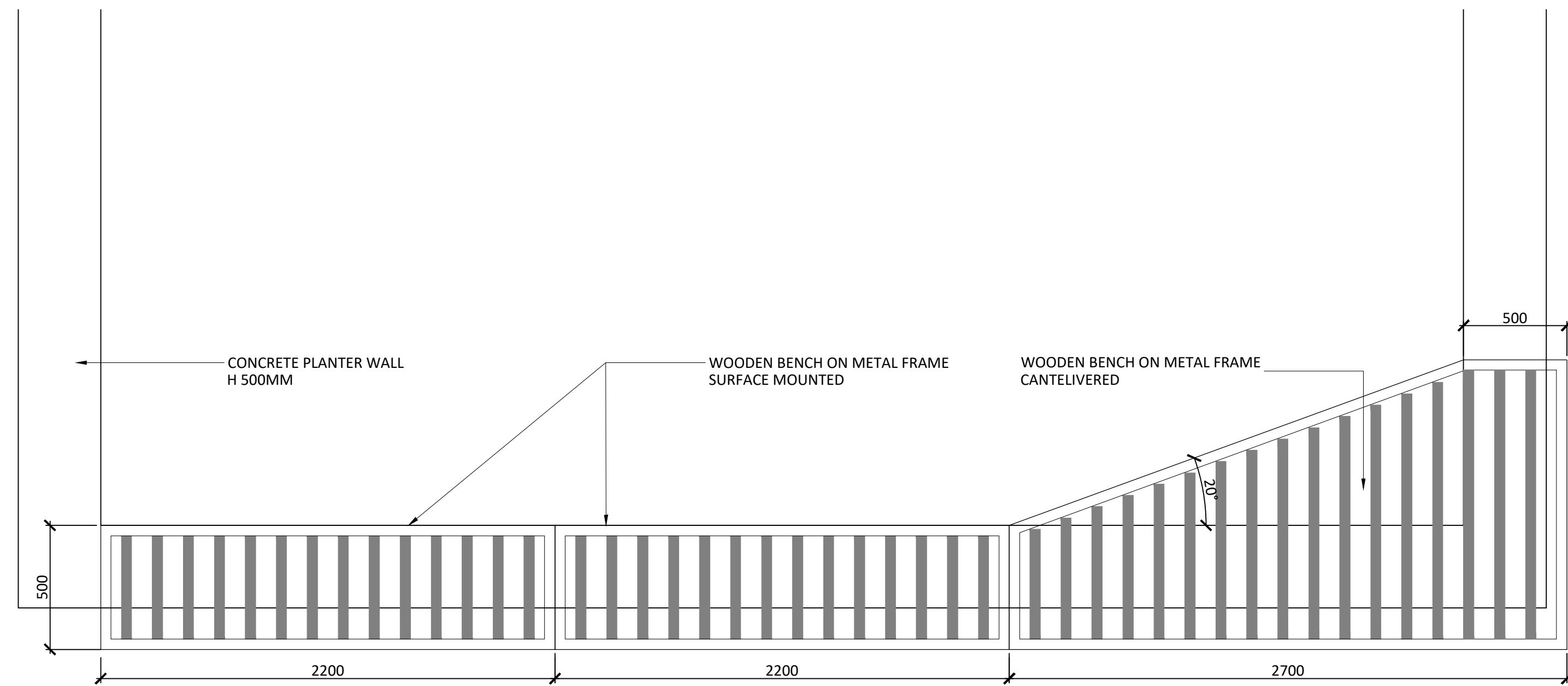
Project Number: 1987-01 Sheet Number: L3.0 B

Last Save: 1/29/2026 10:30:11 AM
 File Location: Z:\Projects\1987-01 Gladstone and Loretta\Drawing\IT Tower A 2025-07-08\1987-01 Gladstone & Loretta (IT Landscape-Tower A) RB.dwg

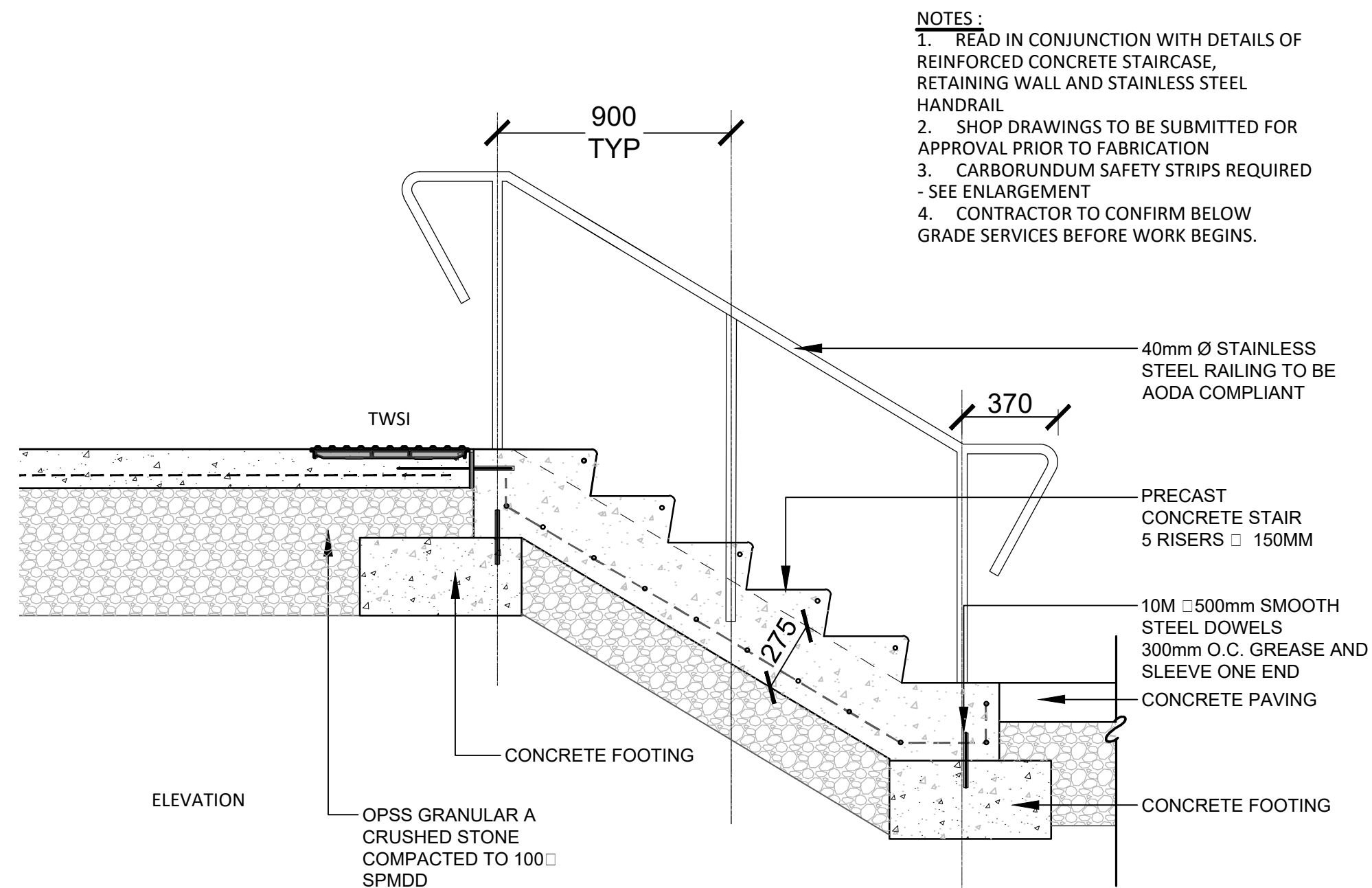
D07-12-21-0053



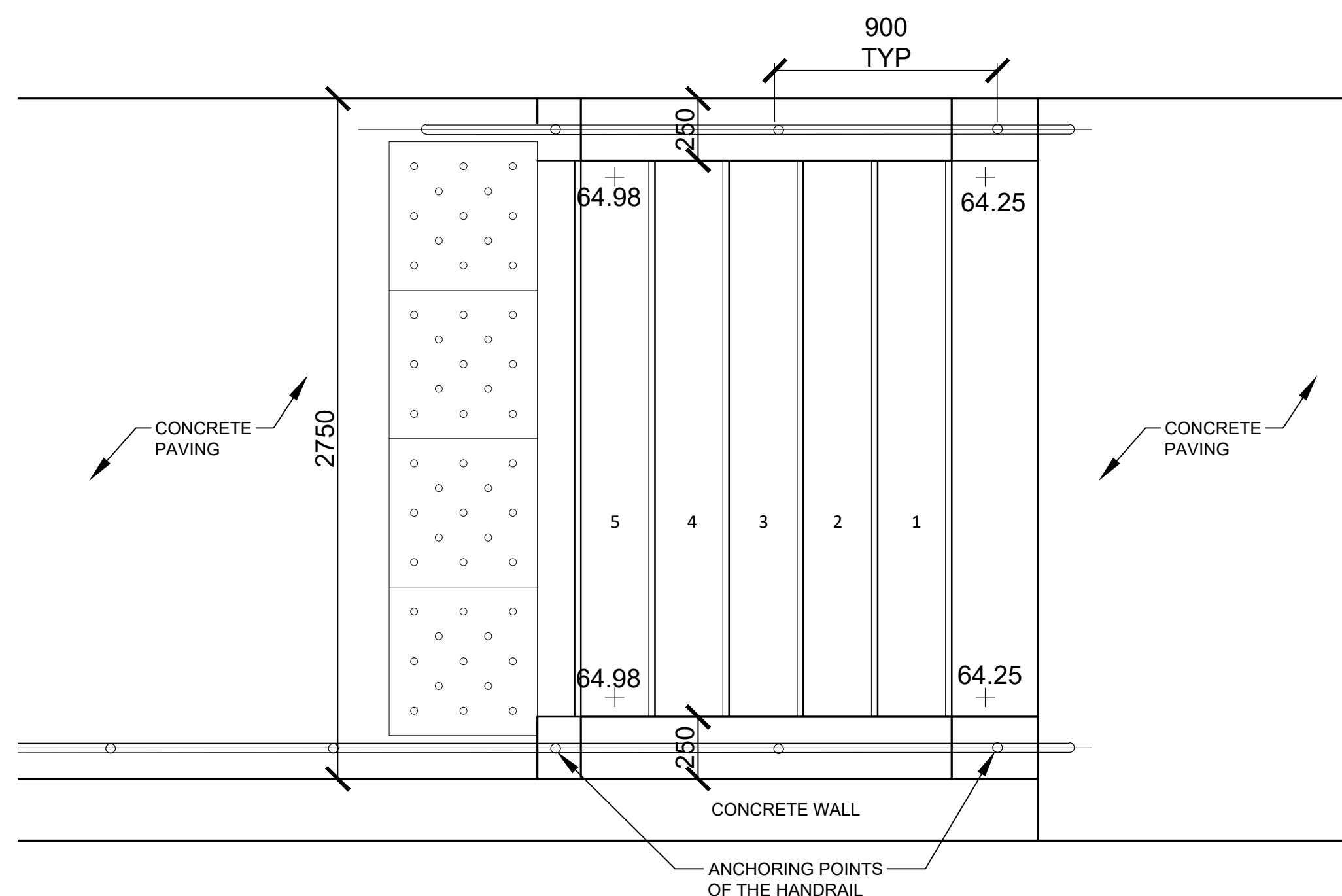
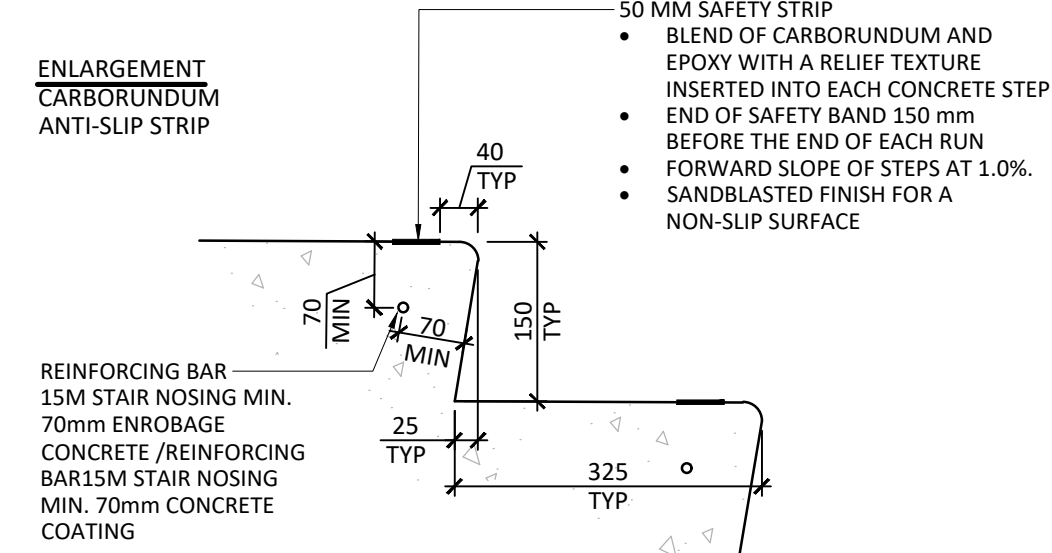
01 WOODEN BENCH ON PLANTER WALL
Scale: 1:10



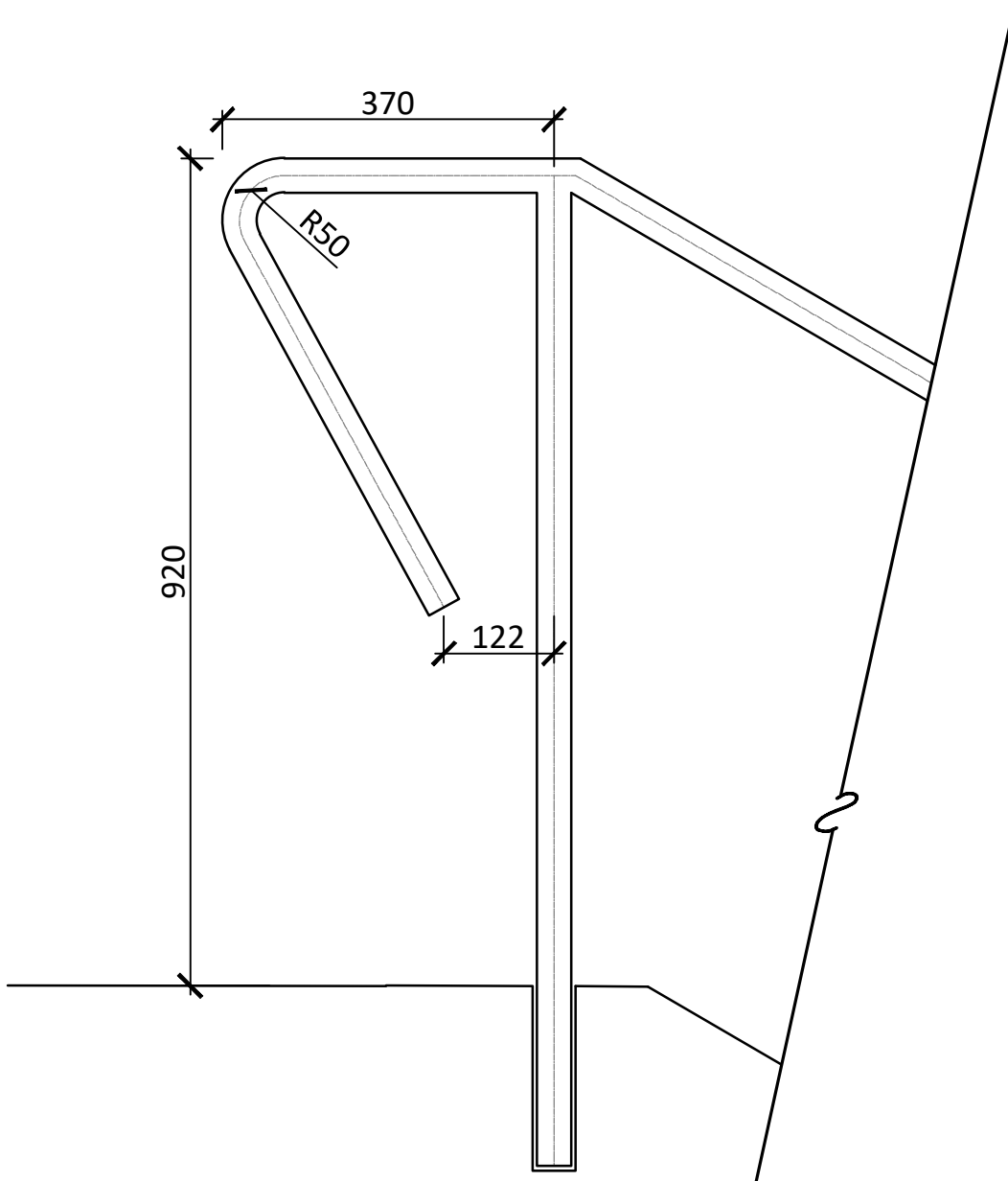
02 WOODEN BENCH SECTIONS ON PLANTER WALL
Scale: 1:20



- NOTES:
1. READ IN CONJUNCTION WITH DETAILS OF REINFORCED CONCRETE STAIRCASE, RETAINING WALL AND STAINLESS STEEL HANDRAIL
 2. SHOP DRAWINGS TO BE SUBMITTED FOR APPROVAL PRIOR TO FABRICATION
 3. CARBORUNDUM SAFETY STRIPS REQUIRED - SEE ENLARGEMENT
 4. CONTRACTOR TO CONFIRM BELOW GRADE SERVICES BEFORE WORK BEGINS.



03 CONCRETE STAIRS AND HANDRAILS
Scale: 1:20



GENERAL NOTES:

1. All measurements in millimeters unless specified otherwise. Do not scale drawing. All drawings to be read in conjunction with written specifications.
2. Copyright reserved. This drawing is the exclusive property of CSW Landscape Architects Ltd. and shall not be used without the consent thereof.
3. This Drawing may not be used for construction until signed by the landscape architect. It is the responsibility of the contractor to:
 - check and verify all dimensions on site;
 - report all errors and/or omissions to the landscape architect;
 - comply with all pertinent codes and by-laws;
 - check and verify locations of all underground services with all local utilities prior to any digging.
4. Minimum soil volume required for trees:

Tree Type / Site	Single Tree Soil Volume (m ³)	Multiple Tree Soil Volume (m ³ /tree)
Ornamental	15	9
Columnar	15	9
Small	20	12
Medium	25	15
Large	30	18
Conifer	25	15

No.	Revision	Date
18	ISSUED for 34-storey SPA Revision	4 MAY 2026
17	ISSUED FOR CM RFP	26 FEB 2026
16	RE-ISSUED FOR TENDER	8 DEC 2025
15	ISSUED FOR TENDER	8 JUL 2025
14	ISSUED FOR CD 66%	3 APR 2025
13	RE-ISSUED FOR SPA	31 JAN 2025
12	RE-ISSUED FOR SPA	20 NOV 2024
11	RE-ISSUED FOR SPA	30 AUG 2024
10	RE-ISSUED FOR SPA	18 APR 2024
9	RE-ISSUED FOR SPA	21 AUG 2023
8	RE-ISSUED FOR SPA	22 FEB 2023
7	RE-ISSUED FOR SPA	15 SEP 2022
6	RE-ISSUED FOR SPA	1 MAR 2022
5	RE-ISSUED FOR SPA	17 DEC 2021
4	ISSUED FOR SPC	21 APR 2021
3	ISSUED FOR SPC	09 APR 2021
2	ISSUED FOR SPA / COORD.	17 OCT 2020
1	ISSUED FOR SPA / REZONING	08 AUG 2019

North: Stamp:

CSW Landscape Architecture
Urban Design
Site Planning
Recreation and Park Planning
Project Management

319 McRae Avenue, Suite 502, Ottawa, Ontario, K1Z 0B9
Tel: (613) 729-4536

CLV GROUP DEVELOPMENTS

PBC GROUP

Project:
951 Gladstone Avenue & 145 Loretta Avenue North
OTTAWA, ONTARIO

Drawing:
LANDSCAPE DETAILS TOWER A

Scale: As Shown Date: July 2019

Design By: CM Drawn By: JA

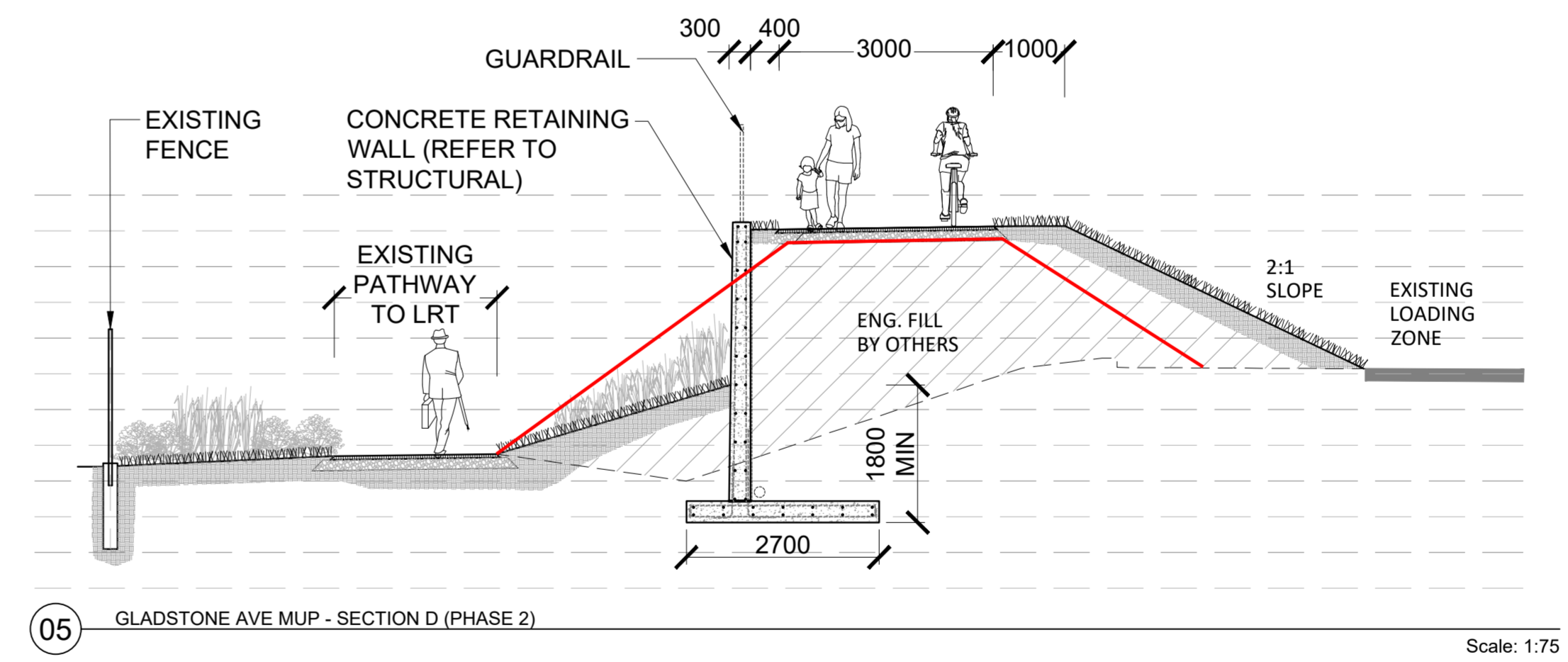
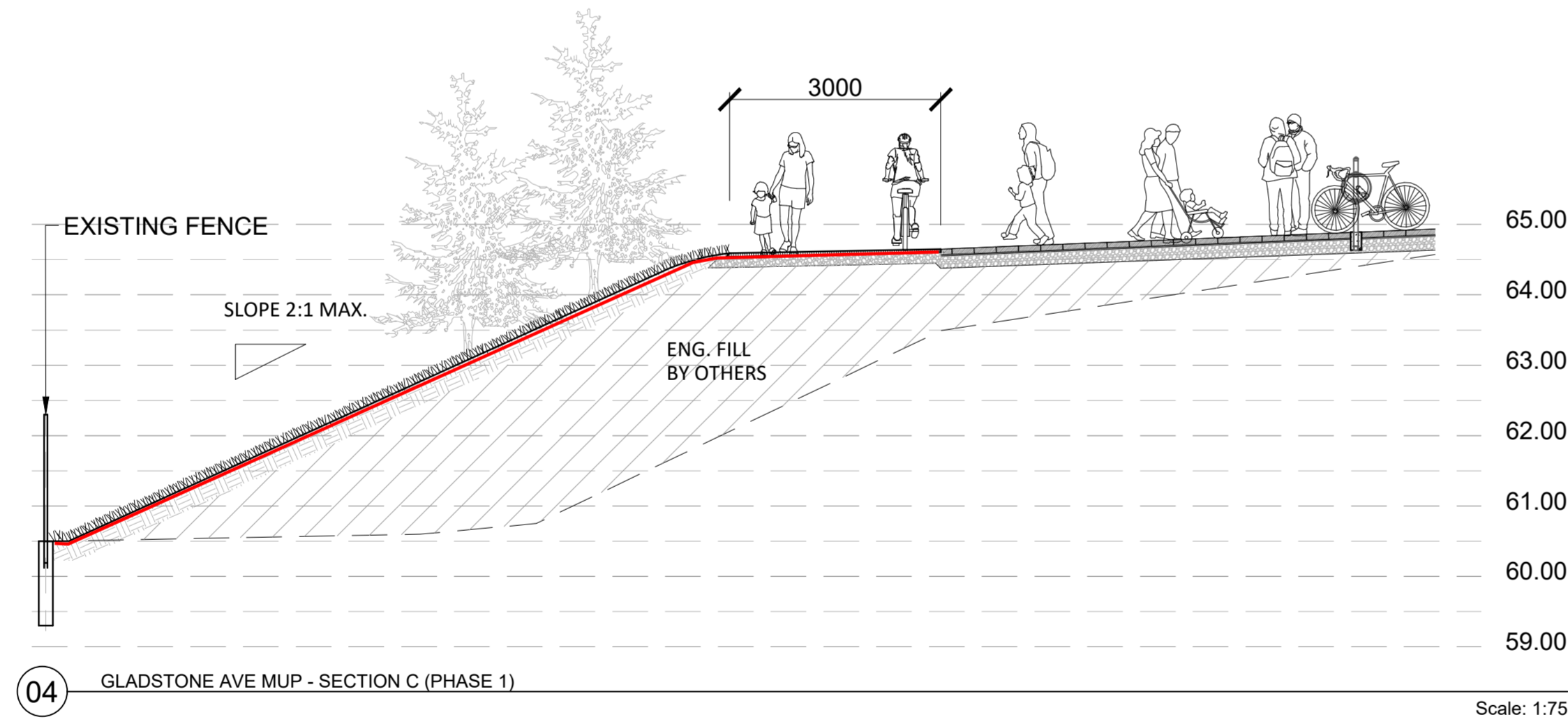
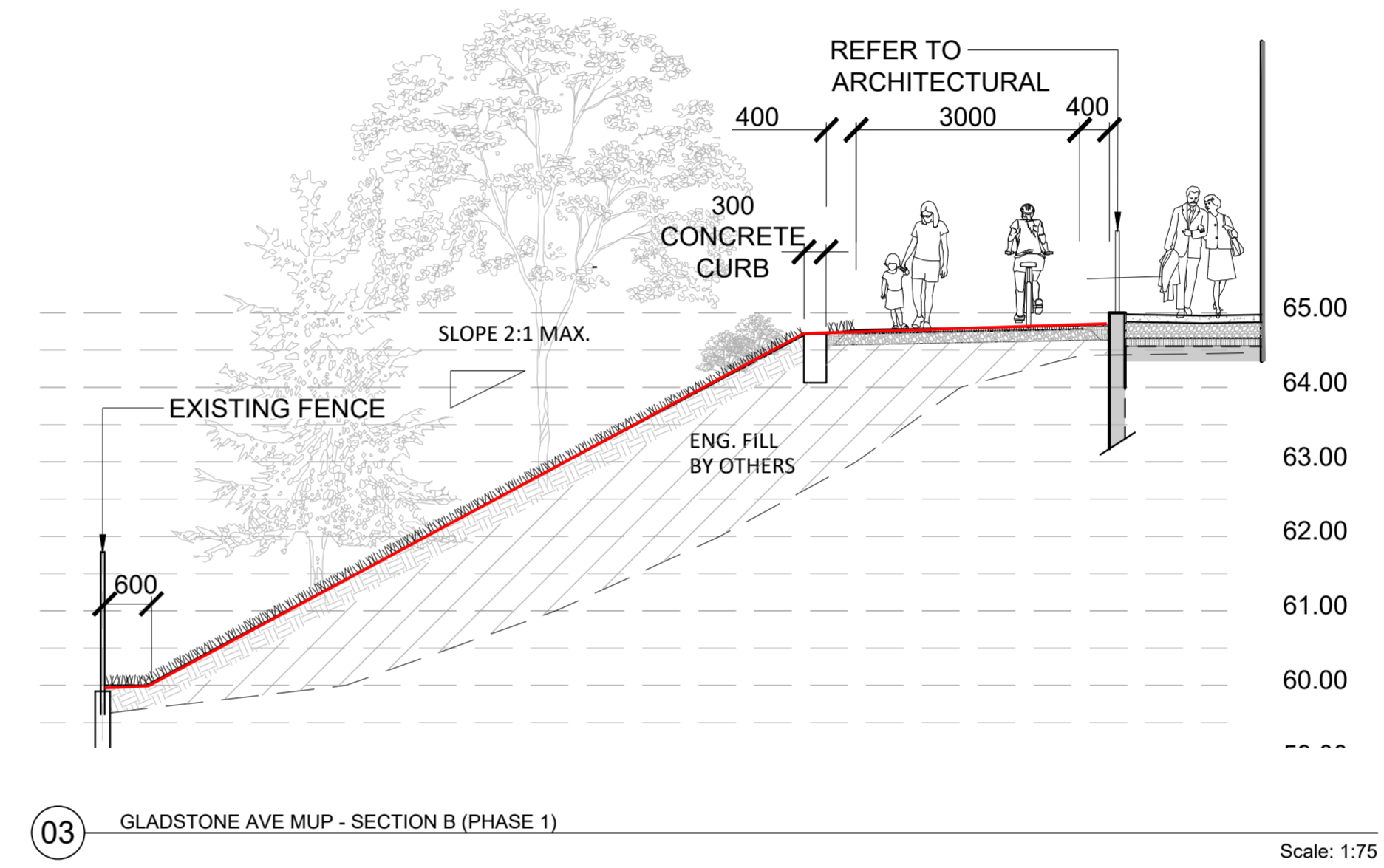
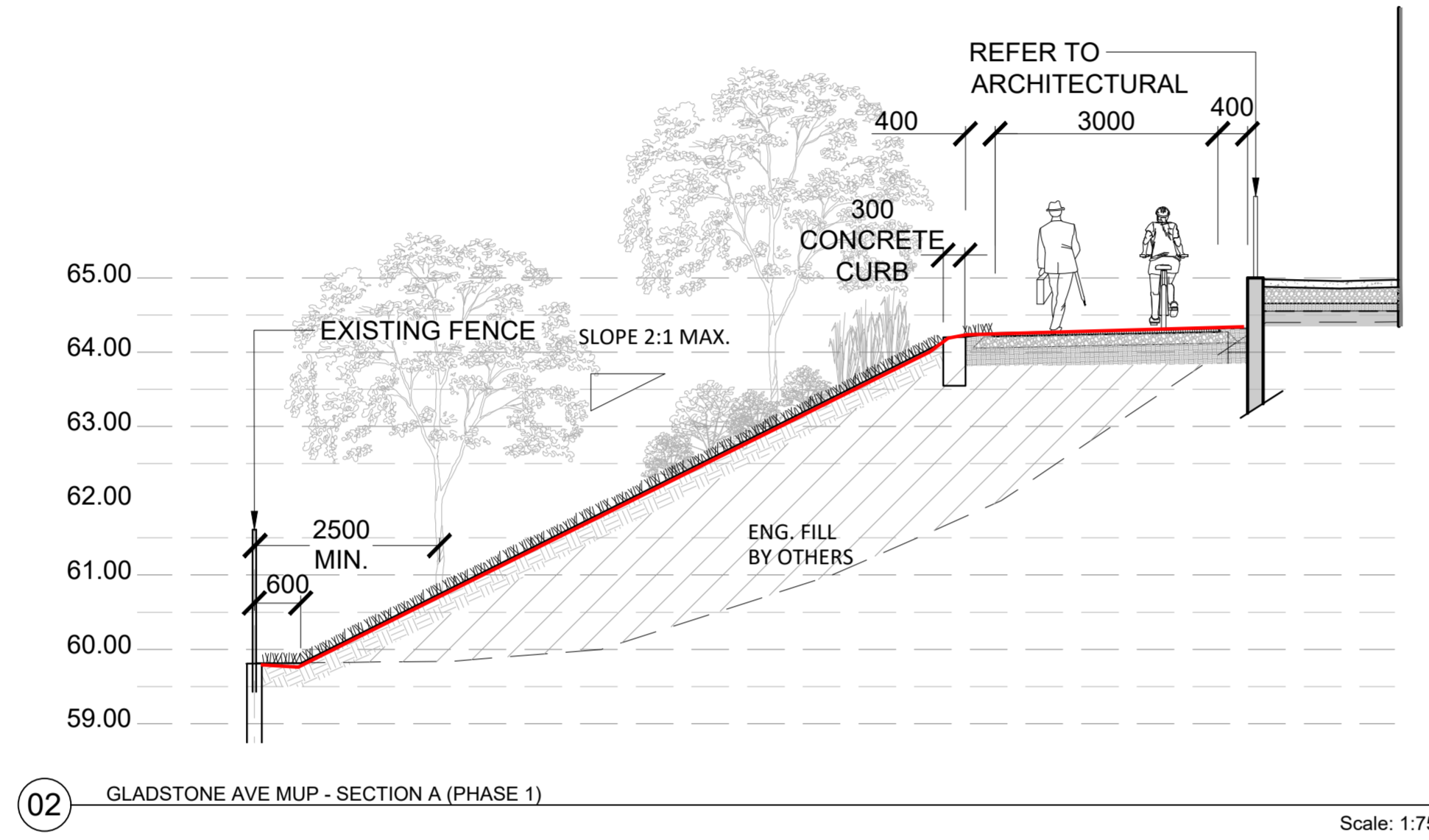
Project Number: 1987-01 Sheet Number: L3.1

Last Save: 2/25/2025 3:36:57 PM
 File Location: Z:\Projects\1987-01 Gladstone And Loretta\Drawings\IT Tower A 2025-07-08\1987-01 Gladstone & Loretta (Landscape Details-Tower A) R1.dwg

D07-12-21-0053

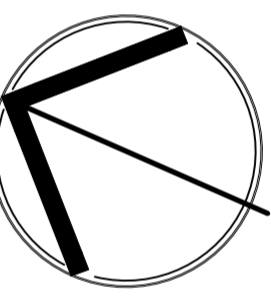
INTERIM GRADING ELEVATIONS

NOTE
 CURBS, WALLS, ASPHALT PAVING, SHRUB AND TREE PLANTING
 EXCLUDED FROM INTERIM WORK



- GENERAL NOTES:
- All measurements in millimeters unless specified otherwise. Do not scale drawing. All drawings to be read in conjunction with written specifications.
 - Copyright reserved. This drawing is the exclusive property of CSW Landscape Architects Ltd. and shall not be used without the consent thereof.
 - This Drawing may not be used for construction until signed by the landscape architect. It is the responsibility of the contractor to:
 - check and verify all dimensions on site;
 - report all errors and/or omissions to the landscape architect;
 - comply with all pertinent codes and by-laws;
 - check and verify locations of all underground services with all local utilities prior to any digging.

No.	Revision	Date
18	ISSUED FOR 34-storey SPA Revision	4 MAY 2026
17	RE-ISSUED FOR TENDER	04 NOV 2025
16	ISSUED FOR TENDER	08 JUL 2025
15	ISSUED FOR CD 99%	07 JUL 2025
14	ISSUED FOR CD 66%	03 APR 2025
13	RE-ISSUED FOR SPA	31 JAN 2025
12	RE-ISSUED FOR SPA	20 NOV 2024
11	RE-ISSUED FOR SPA	30 AUG 2024
10	RE-ISSUED FOR SPA	18 APR 2024
9	RE-ISSUED FOR SPA	21 AUG 2023
8	RE-ISSUED FOR SPA	22 FEB 2023
7	RE-ISSUED FOR SPA	15 SEP 2022
6	RE-ISSUED FOR SPA	01 MAR 2022
5	RE-ISSUED FOR SPA	17 DEC 2021
4	ISSUED FOR SPC	21 APR 2021
3	ISSUED FOR SPC	09 APR 2021
2	ISSUED FOR SPA / COORD.	17 OCT 2020
1	ISSUED FOR SPA / REZONING	08 AUG 2019

North: 

Stamp:

CSW Landscape Architecture
 Urban Design
 Site Planning
 Recreation and Park Planning
 Project Management

319 McRae Avenue, Suite 502, Ottawa, Ontario, K1Z 0B9
 Tel: (613) 729-4536

CLV GROUP DEVELOPMENTS

PBC GROUP

Project:
951 Gladstone Avenue & 145 Loretta Avenue North
 OTTAWA, ONTARIO

Drawing:
SECTIONS & ELEVATIONS MUP

Scale: AS SHOWN	Date: July 2019
Design By: CM	Drawn By: JA
Project Number: 1987-01	Sheet Number: L3.4

Last Save: 11/5/2025 11:40:00 AM
 File Location: Z:\Projects\1987-01 Gladstone And Loretta\Drawing\IT Tower A 2025-07-08\1987-01 Gladstone & Loretta\IT Landscape Tower A 198.dwg

D07-12-21-0053

