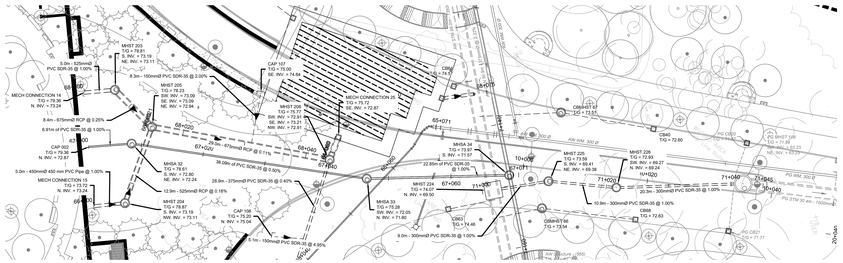

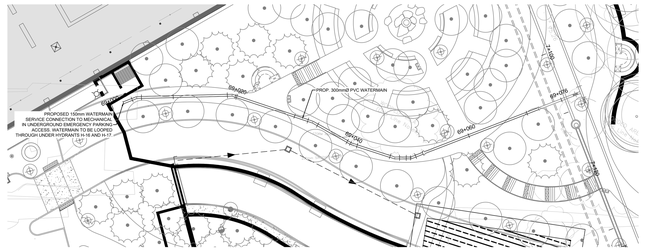
PROP. 300mm Ø PVC WATERMAIN
PROPOSED 150mm WATERMAIN
SERVICE CONNECTION TO MECHANICAL
IN ACCORDANCE WITH ONTARIO PLUMBING
ACCESS: WATERMAIN TO BE LOOPED
THROUGH UNDER HYDRANTS H-16 AND H-17
LOT 1

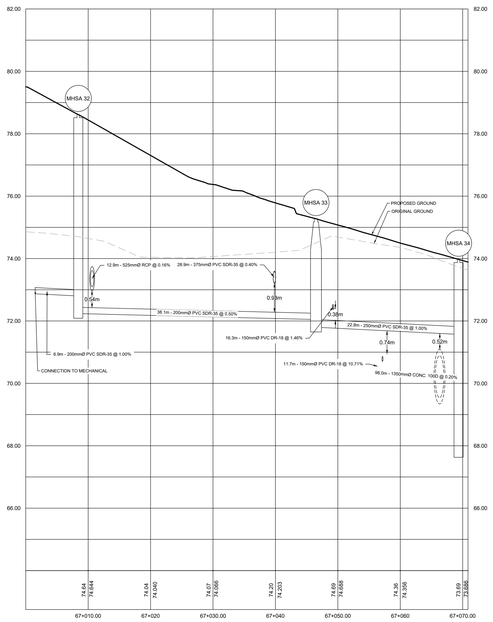
MHSA 32
MHSA 33
MHSA 34
PROPOSED GROUND
ORIGINAL GROUND
CONNECTION TO MECHANICAL
67+010.00
67+020
67+030.00
67+040
67+050.00
67+060
67+070.00

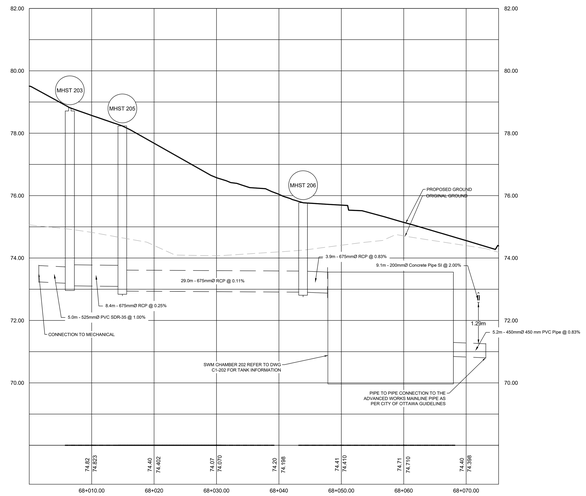
MHST 203
MHST 205
MHST 206
PROPOSED GROUND
ORIGINAL GROUND
CONNECTION TO MECHANICAL
SWM CHAMBER 202 REFER TO DWG C1-202 FOR TANK INFORMATION
PIPE TO PIPE CONNECTION TO THE ADVANCED WORKS MAINLINE PIPE AS PER CITY OF OTTAWA GUIDELINES
68+010.00
68+020
68+030.00
68+040
68+050.00
68+060
68+070.00

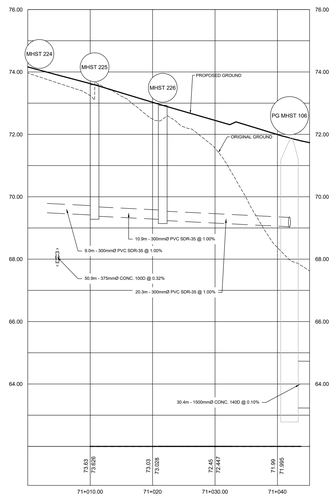
MHST 224
MHST 225
MHST 226
PG MHST 106
PROPOSED GROUND
ORIGINAL GROUND
30.4m - 1500mm Ø CONC. 1400 @ 0.10%
71+010.00
71+020
71+030.00
71+040

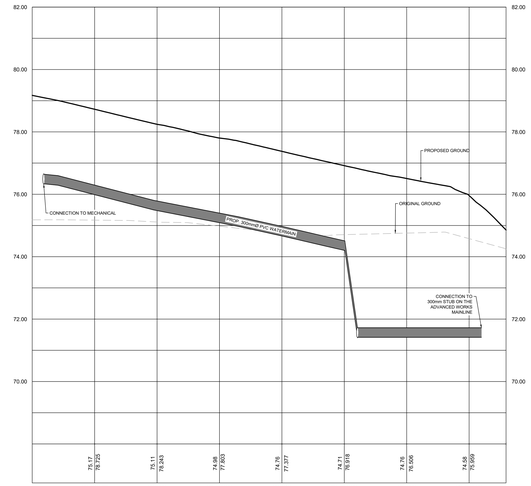
PROPOSED GROUND
ORIGINAL GROUND
CONNECTION TO MECHANICAL
PROP. 300mm Ø PVC WATERMAIN
CONNECTION TO 300mm Ø PVC AT ADVANCED WORKS MAINLINE
69+010.00
69+020
69+030.00
69+040
69+050.00
69+060
69+070.00

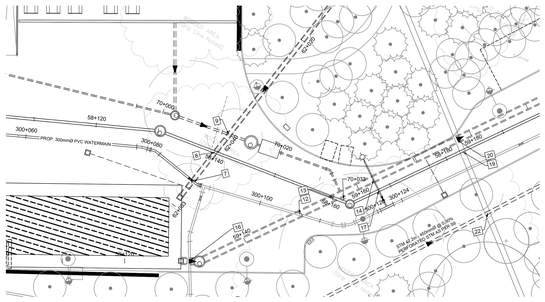
PROP. 300mm Ø PVC WATERMAIN
58+120
300+060
300+080
300+100
300+120
300+140
300+160
300+180
300+200
300+220
300+240
300+260
300+280
300+300
300+320
300+340
300+360
300+380
300+400
300+420
300+440
300+460
300+480
300+500
300+520
300+540
300+560
300+580
300+600
300+620
300+640
300+660
300+680
300+700
300+720
300+740
300+760
300+780
300+800
300+820
300+840