NOTES:

1. #4AWG DUCTBANKS SHALL BE PROVIDED AS PART OF DEVCO SCOPE.
2. PROVIDE #6AWG CABLE TO BOND TO #6 STEEL ROD OF DUCT BANK.

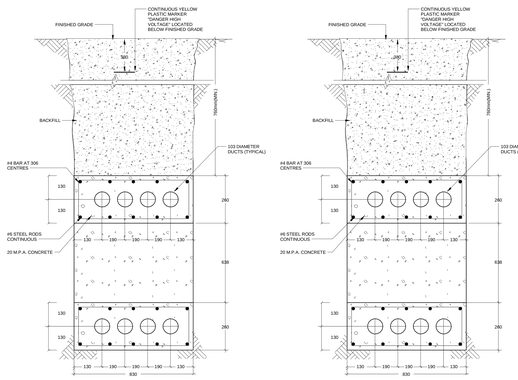


8 E1-601 NORMAL POWER DUCT BANK DETAIL TO MANHOLE (FROM CUP)
N.T.S.

NOTES:

1. #4AWG DUCTBANKS SHALL BE PROVIDED AS PART OF DEVCO SCOPE.
2. PROVIDE #6AWG CABLE TO BOND TO #6 STEEL ROD OF DUCT BANK.

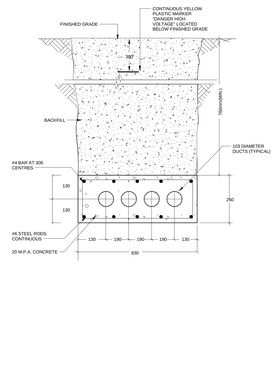


7 E1-601 EMERGENCY POWER DUCT BANK DETAIL TO MANHOLE (FROM CUP TYPICAL OF THREE)
N.T.S.

NOTES:

1. DEVCO WILL COORDINATE THE TELECOMMUNICATION DUCT BANK DETAILS AND ROUTE WITH TELECOMMUNICATION PROVIDERS DURING CONSTRUCTION.

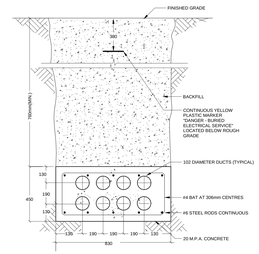


4 E1-601 TELECOMM DUCT BANK - ENTRANCE FACILITY SOUTH
N.T.S.

NOTES:

1. DEVCO WILL COORDINATE THE TELECOMMUNICATION DUCT BANK DETAILS AND ROUTE WITH TELECOMMUNICATION PROVIDERS DURING CONSTRUCTION.

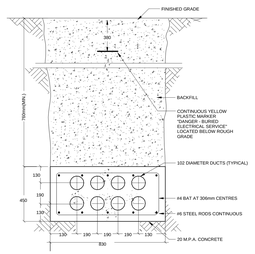


3 E1-601 TELECOMM DUCT BANK - ENTRANCE FACILITY NORTH
N.T.S.

NOTES:

1. DEVCO WILL COORDINATE THE NORMAL POWER AND EMERGENCY POWER DUCTBANK DETAILS AND ROUTE WITH CUPCO DURING CONSTRUCTION.

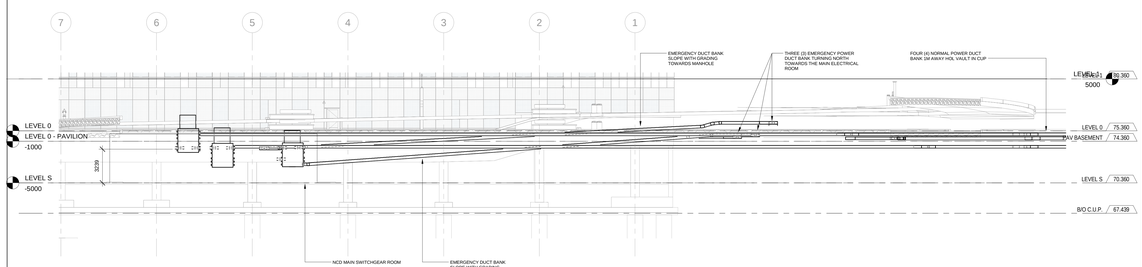


6 E1-601 INCOMING DUCT BANK SECTION EAST-WEST
1 : 150

NOTES:

1. #4AWG DUCTBANKS SHALL BE PROVIDED AS PART OF DEVCO SCOPE.
2. PROVIDE #6AWG CABLE TO BOND TO #6 STEEL ROD OF DUCT BANK.

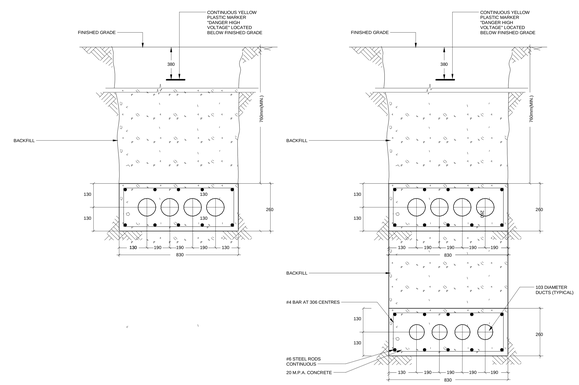


2 E1-601 EMERGENCY POWER DUCT BANK DETAIL FROM MANHOLE
N.T.S.

NOTES:

1. DEVCO WILL COORDINATE THE NORMAL POWER AND EMERGENCY POWER DUCTBANK DETAILS AND ROUTE WITH CUPCO DURING CONSTRUCTION.

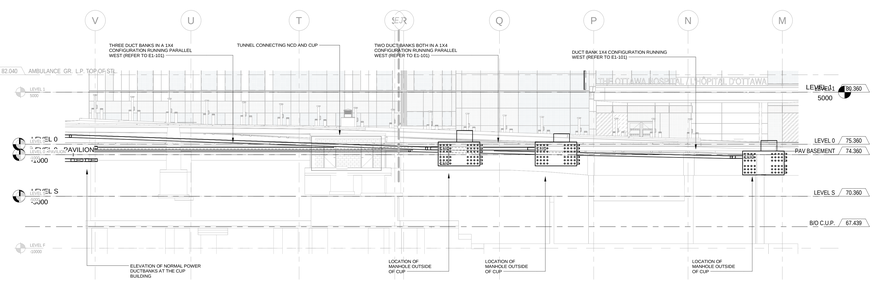


5 E1-601 INCOMING DUCT BANK SECTION NORTH-SOUTH
1 : 150

NOTES:

1. #4AWG DUCTBANKS SHALL BE PROVIDED AS PART OF DEVCO SCOPE.
2. PROVIDE #6AWG CABLE TO BOND TO #6 STEEL ROD OF DUCT BANK

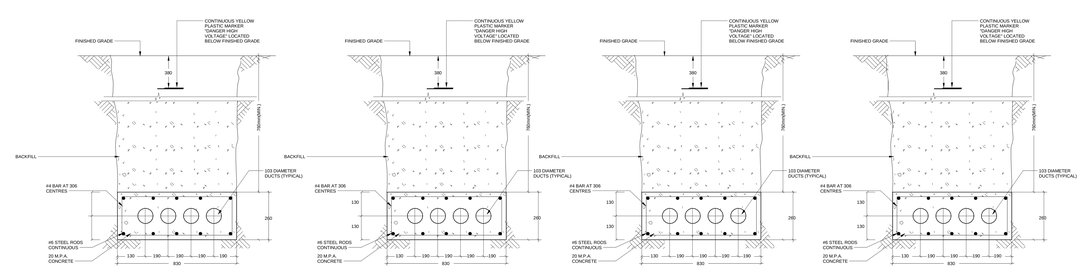


1 E1-601 NORMAL POWER DUCT BANK DETAIL FROM MANHOLE
N.T.S.

PROJECT

# THE OTTAWA HOSPITAL NEW CAMPUS DEVELOPMENT - PHASE 4 MAIN HOSPITAL BUILDING

900 CARLING AVE, OTTAWA, ONTARIO

CLIENT

The Ottawa Hospital | L'Hôpital d'Ottawa

Infrastructure Ontario

PCL CONSTRUCTION | EllisDon

CLIENT PROJECT NO.

**1070002**

KEY PLAN

TRUE NORTH | PROJECT NORTH

| NO. | ISSUED | DATE |
|---|---|---|
| 06 | SITE PLAN CONTROL RESUBMISSION | 2026-01-12 |
| 05 | 95% DD SUBMISSION | 2025-09-18 |
| 04 | SITE PLAN CONTROL RESUBMISSION | 2025-06-05 |
| 03 | 65% DD SUBMISSION | 2025-06-05 |
| 02 | 35% DD SUBMISSION | 2025-01-28 |
| 01 | 80% SD SUBMISSION | 2024-08-15 |

REVISIONS

DRAWING STATUS

**NOT FOR CONSTRUCTION**

DISCREPANCIES MUST BE REPORTED IMMEDIATELY TO THE ARCHITECT BEFORE PROCEEDING.
ONLY FIGURED DIMENSIONS ARE TO BE USED. CONTRACTORS TO VERIFY ALL DIMENSIONS ON SITE. THIS DRAWING IS PROTECTED BY COPYRIGHT.

ALL DIMENSIONS ARE SHOWN IN METRIC.

**AUTHOR**

MULVEY & BANANI

90 Sheppard Avenue East, Suite 500, Toronto, ON M2N 3A1
416.751.2520 | MBE.COM

**PROJECT TEAM**

**DESIGN-BUILDER** PCL/ED, A JOINT VENTURE

**ARCHITECTURAL** FARKAS ARCHITECTS LIMITED
JODOIN LAMARRE PRATTE ARCHITECTES
ADAMSON ASSOCIATE ARCHITECTS
bbb ARCHITECTS OTTAWA INC.

**STRUCTURAL** STEPHENSON ENGINEERING LTD.
BOUTHILLETTE PAROZAKI INC.

**MECHANICAL** HY ANGUS & ASSOCIATES LTD.
CROSSEY ENGINEERING LTD.

**ELECTRICAL** MULVEY & BANANI INTERNATIONAL INC.

**CIVIL** WSP CANADA INC.

**LANDSCAPE** VERTICHOS DESIGN INC.
PWP LANDSCAPE ARCHITECTURE

**BUILDING CODE** LMDG BUILDING CODE CONSULTANTS LTD.

AUTHOR PROJECT NO.

**2233-00**

STAMP | STAMP

DRAWING TITLE

## ELECTRICAL SITE DETAILS

DRAWN | CHECKED

SCALE AT 40" x 65" NTS | DATE 08/15/24

GRAPHIC SCALE

DRAWING NO. **E1-601** | REV NO. **06**

10516.MT) x 1581.187) (CUSTOM SHEET SIZE)
PLOT DATE: 2025-12-18 9:51:54 AM