AllRock
Consulting Ltd

Phase II Environmental Site Assessment

299 West Hunt Club Road,
Ottawa, Ontario

Prepared For:

Pritec Management Limited,
112 John Cavanaugh Drive,
Carp, ON K0A 1L0

December 5, 2025
AllRock File: 25433

AllRock Consulting Ltd.
174 Colonnade Road South,
Unit #35 Ottawa, ON K2E 7J5

© 2025 AllRock Consulting Ltd.
Version 1.0

Phase II Environmental Site Assessment

299 West Hunt Club Rd, Ottawa, Ontario K2E 1A6

Project No.: 25433

December 5, 2025

Prepared by:

Erum Syed, B.Sc. Hons
Environmental Technician
416.432.6974
erum.syed@allrockconsulting.com

Reviewed by:

Nathan Martin, B.Eng.
Environmental Project Manager
613.371.3442
nathan.martin@allrockconsulting.com

Approved by:

Gene Lee, P.Eng., QP_{ESA}
Environmental Engineer
709.426.0528
gene.lee@allrockconsulting.com

QUALITY CONTROL

Version	Date	Comments
1.0	December 5, 2025	Original version

EXECUTIVE SUMMARY

AllRock Consulting Limited (AllRock) was retained by Pritec Management (Client) to conduct a Phase II Environmental Site Assessment (ESA) of the property located at 299 West Hunt Club Rd, Ottawa, Ontario K2E 1A6 (hereinafter referred to as the "Site"). The Site is currently occupied by a commercial building used as an automobile dealership with and service garage (Tony Graham Lexus) and corresponding parking areas.

AllRock completed a Phase I ESA entitled "*Phase I Environmental Site Assessment, 299 West Hunt Club Road, Ottawa, Ontario"* and dated December 05, 2025 (2025 AllRock Phase I ESA Report). Based on the results of the Phase I ESA, nineteen (19) potentially contaminated activities (PCAs) were identified, ten (10) of which were assessed to have resulted in Area of Potential Contamination (APEC). A summary of the identified APECs and associated contaminants of potential concern (COPCs) is provided below:

APEC #	PCA #	PCA Description	Location of PCA (On-Site or Off-Site)	Contaminants of Potential Concern	Media Potentially Impacted (Groundwater, soil and/or sediment)
APEC 1	30-1	Importation of Fill Material of Unknown Quality	On-Site	PHCs, VOCs, PAHs, Metals, ORPs	Soil
APEC 2	N/S1-1	Application of salt for the purposes of de-icing and public safety in the parking area	On-Site	EC, SAR	Soil
				Na, Cl	Groundwater
APEC 3	28-1, 28-2, 28-3	Based on site visit, three (3) ASTs are present on Site.	On-Site	PHCs, VOCs, PAHs	Soil
				PHCs, PAHs, VOCs	Groundwater
APEC 4	10-1	Based on CD, aerials and site visit, rear northern portion of the Site building is used as service centre which contains vehicle bays and above-ground hoists under Tony Graham Lexus (2009 to present).	On-Site	PHCs, VOCs, PAHs, Metals, ORP	Soil
				PAHs, PHCs, VOCs	Groundwater

APEC #	PCA #	PCA Description	Location of PCA (On-Site or Off-Site)	Contaminants of Potential Concern	Media Potentially Impacted (Groundwater, soil and/or sediment)
APEC 5	46-1	Based on aerials railway spur lines were historically present at the Site from 1965 to 2005	On-Site	PHCs, VOCs, PAHs, Metals, ORP, PCBs	Soil
				PAHs, PHCs, BTEX	Groundwater
APEC 6	N/S1-2	Application of salt for the purposes of de-icing and public safety at Hunt Club Road	Off-Site	EC, SAR	Soil
				Na, Cl	Groundwater
APEC 7	N/S1-3	Application of salt for the purposes of de-icing and public safety at West Hunt Club Road	Off-Site	EC, SAR	Soil
				Na, Cl	Groundwater
APEC 8	46-2	Based on the site visit and aerials, a railway is present adjacent north to the Site from 1965 to present	Off-Site	PHCs, VOCs, PAHs, Metals, ORP, PCBs	Soil
APEC 9	10-3, 31-1, 31-2	ERIS report records Schober Motor & Cycle, waste generation for petroleum distillates, waste oils and lubricants, and photo processing waste	Off-Site	PHCs, VOCs	Groundwater
APEC 10	28-4, 28-5, N/S2-1, N/S3-1	ERIS records, HLUI records, and aerial imagery indicated a tank nest at 369 West Hunt Club Road and a historic tank nest inferred to be associated with 300 Hunt Club Road, both linked to petroleum/diesel	Off-Site	PHCs, VOCs	Groundwater

APEC #	PCA #	PCA Description	Location of PCA (On-Site or Off-Site)	Contaminants of Potential Concern	Media Potentially Impacted (Groundwater, soil and/or sediment)
		tanks and fuel spills. Trans-Northern Pipeline Inc. also reported waste generation involving light fuels, oils, sludges, and an unknown quantity of diesel and aviation fuel spills.			

Legend:
PHCs – Petroleum Hydrocarbons in the F1-F4 fraction range
PAHs – Polycyclic aromatic Hydrocarbons
VOCs – Volatile organic compounds, including benzene, toluene, ethylbenzene, and xylenes (BTEX), bromomethane, and trihalomethanes (THMs);
Metals – O. Reg. 153/04 metals, including hydride forming metals;
PCBs – Polychlorinated biphenyls
ORP – Other Regulated Parameters, including hot water-soluble boron (HWS-B), cyanide (CN-), electrical conductivity (EC), hexavalent chromium (CrVI), mercury (Hg), Sodium (Na) in groundwater, Chloride (Cl) in groundwater and sodium adsorption ratio (SAR)
#10 – Commercial Autobody Shops
#28 – Gasoline and Associated products Storage in Fixed Tanks
#30 – Importation of Fill Material of Unknown Quality
#31 – Ink Manufacturing, Processing and Bulk Storage
#46 – Rail Yards, Tracks and Spurs
#N/S1 – Not Specified PCA related to Salt Application
#N/S2 – Not Specified PCA related to fuel spill
#N/S3 – Not Specified PCA related to recorded waste generator

Collectively, forty-one (41) “worst-case” soil samples, based on visual, olfactory conditions, and vapour headspace concentrations, recovered from the boreholes were submitted for one or more of the following parameters groups samples for select laboratory analysis of PHCs, PAHs, PCBs, VOCs, (including BTEX and THMs), metals (including hydride-forming metals), and ORPs (including HWS-B, CN-, EC, CrVI, Hg, pH, and SAR). Four (4) groundwater samples were submitted one or more of the following parameters groups samples for select laboratory analysis of Na, Cl, PHCs (F1-F4), PAHs, and VOCs.

Based on the findings of the field investigation, various soil samples exceeded the *Table 3 ICC SCS* for vanadium, with measured concentrations ranging from 87.6 µg/g to 115 µg/g compared to the standard of 86 µg/g, and chromium, with measured concentrations ranging from 164 µg/g to 175 µg/g compared to the standard of 160 µg/g. The analytical results were compared to Geo-Regional Background Values (Background Metals in Champlain Sea Sediments: Updates from

2019 Drilling and Sampling Program, Eastern Ontario – Ottawa Region, Geofirma Engineering Ltd., 2023). This comparison was conducted to assess metal concentrations relative to naturally occurring levels in post-glacial Champlain Sea marine deposits, which are representative of native soils observed at the Site. The review confirmed that the vanadium concentrations in all soil samples were below the corresponding Geo-Regional Background Value of 122 µg/g and therefore within the observed range of regional background concentrations for vanadium. DUP-02 and DUP-04 exceeded the *Table 3 ICC SCS* and the Geo-Regional Background Value of 165 µg/g however, the average value of the corresponding parent and duplicate samples meets chromium Geo-Regional Background Value.

In addition, it is noted that the exceedances of chromium and vanadium were observed below the surficial samples and primarily in the deeper native soils. Given metals were not a COPC in groundwater, it is considered unlikely the vanadium and chromium exceedances originated from anthropogenic activity.

Based on the above rationale and Section 49.1 of O. Reg. 153/04, the applicable site condition standard for Vanadium and Chromium is deemed to not have been exceeded.

Additionally, EC and SAR was detected above the *Table 3 ICC SCS* in in majority of the soil samples and Chloride detected above the *Table 3 ICC SCS* in groundwater, however, these exceedances are considered to be related to the application of de-icing salts used for vehicle and pedestrian safety. In accordance of Section 49.1 of O. Reg. 153/04, the applicable site condition standards for EC, SAR, and Cl are deemed not to have been exceeded.

Based on the above, all the soil and groundwater samples analysed in this Phase II ESA meet the applicable *Table 3 ICC SCS and Table 3 SCS*, respectively, and no further investigation is warranted at this time.

TABLE OF CONTENTS

EXECUTIVE SUMMARY III

1 INTRODUCTION 1

2 REGULATORY FRAMEWORK 1

2.1 Background Information 1
2.2 Applicable Site Condition Standards 4
2.3 Previous Environmental Reports 5
2.4 Scope of Work 5

3 INVESTIGATION METHODOLOGY 6

3.1 Soil: Borehole Investigation 6
3.2 Soil: Sampling 7
3.3 Groundwater: Monitoring Well Installation 9
3.4 Groundwater: Well Development 9
3.5 Groundwater: Parameter Stabilization and Sampling 9
3.6 Groundwater Level Measurements 10
3.7 Laboratory 10

4 QA/QC PROTOCOLS 10

4.1 Field Duplicate Samples 11

5 SUBSURFACE FINDINGS 12

5.1 Soil Stratigraphy 12
5.2 Groundwater Level and Flow Direction 12
5.3 Soil Vapour Concentrations 13
5.4 Field Observations 13

6 CHEMICAL ANALYSIS 13

6.1 Soil 13
6.2 Groundwater 15

7 CONCLUSION 15

8 TERMS AND LIMITATIONS 17

9 REFERENCES 18

LIST OF TABLES

Table 2-1: Areas of Potential Environmental Concern 1
Table 2-2: Review of Site-Specific Criteria for the SCS 4
Table 3-1: Summary of Soil Samples Submitted for Laboratory Analysis 7
Table 3-2: Summary of Groundwater Samples Submitted for Laboratory Analysis 9
Table 4-1: Summary of QA/QC Program 11
Table 4-2: RPD Performance Standard Exceedances 11
Table 5-1: Groundwater Levels with the Corresponding Dates 12
Table 6-1: Exceedances of MECP Site Condition Standard 13

LIST OF APPENDICES

APPENDIX A Figure
APPENDIX B Borehole Logs
APPENDIX C Summary Tables
APPENDIX D Certificates of Analysis

1 INTRODUCTION

AllRock Consulting Limited (AllRock) was retained by Pritec Management (Client) to conduct a Phase II Environmental Site Assessment (ESA) of the property located at 299 West Hunt Club Rd, Ottawa, Ontario K2E 1A6 (hereinafter referred to as the "Site"). The Site is an irregularly shaped parcel with a total area of approximately 0.79 hectares. The Site is currently occupied by a commercial building used as an automobile dealership with and service garage (Tony Graham Lexus) and corresponding parking areas. The land uses of the Phase I Study Area predominately consist of commercial and industrial land uses.

2 REGULATORY FRAMEWORK

The Phase II ESA was carried out in accordance with the Canadian Standards Association (CSA) Z769-00 (R2023). This Phase II ESA report was not prepared under the guidelines of Ontario Regulation 153/04 (as amended) and therefore cannot be used for the purposes of filing a Record of Site Condition (RSC) in the Environmental Site Registry maintained by the Ontario Ministry of the Environment, Conservation and Parks (MECP).

2.1 Background Information

AllRock completed a Phase I ESA entitled "*Phase I Environmental Site Assessment, 299 West Hunt Club Road, Ottawa, Ontario*", dated December 5, 2025 (2025 AllRock Phase I ESA Report). Based on the results of the Phase I ESA, nineteen (19) potentially contaminated activities (PCAs) were identified, ten (10) of which were assessed to have resulted in Area of Potential Contamination (APEC). A summary of the identified APECs and associated contaminants of potential concern (COPCs) is provided below:

Table 2-1: Areas of Potential Environmental Concern

APEC #	PCA#	PCA Description	*Location of APEC on Site*	Location of PCA (On-Site or Off-Site)	Contaminants of Potential Concern	Media Potentially Impacted (Groundwater, soil and/or sediment)
APEC 1	30-1	Importation of Fill Material of Unknown Quality	Entire Site	On-Site	PHCs, VOCs, PAHs, Metals and ORPs	Soil
APEC 2	N/S1-1	Application of salt for the purposes of de-icing and public safety in the parking area	Entire Site	On-Site	EC, SAR	Soil
					Na, Cl	Groundwater

APEC #	PCA#	PCA Description	*Location of APEC on Site*	Location of PCA (On-Site or Off-Site)	Contaminants of Potential Concern	Media Potentially Impacted (Groundwater, soil and/or sediment)
APEC 3	28-1, 28-2, 28-3	Based on site visit, three (3) ASTs are present on Site.	Northeast Portion of the Site	On-Site	PHCs, VOCs, PAHs	Soil
					PHCs, PAHs, VOCs	Groundwater
APEC 4	10-1	Based on CD, aerials and site visit, rear northern portion of the Site is used as service centre which contains vehicle bays and above-ground hoists under Tony Graham Lexus (2009 to present).	Central Portion of the Site	On-Site	PHCs, VOCs, PAHs, Metals, ORPs	Soil
					PHCs, PAHs, VOCs	Groundwater
APEC 5	46-1	Based on aerials railway spur lines were historically present on the Site from 1965 to 2005	North and southeast portion of the Site	On-Site	PHCs, VOCs, PAHs, Metals, ORP, PCBs	Soil
					PHCs, VOCs	Groundwater
APEC 6	N/S1-2	Application of salt for the purposes of de-icing and public safety at Hunt Club Road	East portion of the Site	Off-Site	EC, SAR	Soil
					Na, Cl	Groundwater
APEC 7	N/S1-3	Application of salt for the purposes of de-icing and public safety at West Hunt Club Road	South portion of the Site	Off-Site	EC, SAR	Soil
					Na, Cl	Groundwater
APEC 8	46-2	Based on the site visit and aerials, a railway is present from 1965 to present	North portion of the Site	Off-Site	PHCs, VOCs, PAHs, Metals, ORP, PCBs	Soil
					PHCs, VOCs	Groundwater

APEC #	PCA#	PCA Description	*Location of APEC on Site*	Location of PCA (On-Site or Off-Site)	Contaminants of Potential Concern	Media Potentially Impacted (Groundwater, soil and/or sediment)
APEC 9	10-3, 31-1, 31-2	Based on the ERIS report records Schober Motor & Cycle, waste generation for petroleum distillates, waste oils and lubricants, and photo processing waste	North portion of the Site	Off-Site	PHCs, VOCs	Groundwater
APEC 10	28-4, 28-5, N/S2-1, N/S3-1	ERIS records, HLUI records, and aerial imagery indicated a tank nest at 369 West Hunt Club Road and a historic tank nest inferred to be associated with 300 Hunt Club Road, both linked to petroleum/diesel tanks and fuel spills. Trans-Northern Pipeline Inc. also reported waste generation involving light fuels, oils, sludges, and an unknown quantity of diesel and aviation fuel spills.	West portion of the Site	Off-Site	PHCs, VOCs	Groundwater

Legend:
PHCs – Petroleum Hydrocarbons in the F1-F4 fraction range
PAHs – Polycyclic aromatic Hydrocarbons
VOCs – Volatile organic compounds, including benzene, toluene, ethylbenzene, and xylenes (BTEX), bromomethane, and trihalomethanes (THMs);
Metals – O. Reg. 153/04 metals, including hydride forming metals;
PCBs – Polychlorinated biphenyls
ORP – Other Regulated Parameters, including hot water-soluble boron (HWS-B), cyanide (CN-), electrical conductivity (EC), hexavalent chromium (CrVI), mercury (Hg), Sodium (Na) in groundwater, Chloride (Cl) in groundwater and sodium adsorption ratio (SAR)
#10 – Commercial Autobody Shops
#28 – Gasoline and Associated products Storage in Fixed Tanks
#30 – Importation of Fill Material of Unknown Quality
#31 – Ink Manufacturing, Processing and Bulk Storage

#46 – Rail Yards, Tracks and Spurs
#N/S1 – Not Specified PCA related to Salt Application
#N/S2 – Not Specified PCA related to fuel spill
#N/S3 – Not Specified PCA related to recorded waste generator

2.2 Applicable Site Condition Standards

For the purpose of determining the Site Condition Standards, the O. Reg. 153/04 Site Condition Standards (SCS) are described below as derived from the "*Soil, Ground Water and Sediment Standards for Use under Part XV.1 of the Environmental Protection Act"* dated April 15, 2011.

The following site-specific information was utilized to determine the applicable SCS:

Table 2-2: Review of Site-Specific Criteria for the SCS

Criteria	Details
Site Sensitivity	The Site is not considered to be an environmentally sensitive area, as it is neither located at nor within 30 m of an area of natural significance, as defined in Section 1 of O. Reg. 153/04 (as amended).
Groundwater Condition	The Site and surrounding area are supplied with non-potable water served by the City of Ottawa.
pH	Surface and Subsurface soil samples submitted for laboratory analysis of pH were within the expected surface (5 to 9) and subsurface (5 to 11) ranges.
Full Depth or Stratified Condition	Full Depth approach was selected for this soil investigation.
Shallow Soil	According to the 2025 AllRock Geotechnical Report, boreholes were advanced to a maximum depth of approximately 8 mbgs (meters below ground surface), and bedrock was not encountered. Additionally, all of the boreholes advanced as a part of this investigation at the Site indicated an overburden thickness greater than 2 m. As such the Site is not considered a shallow soil property since more than two-thirds of the Site has over 2 m of overburden.
Distance to Waterbody	The Site is located more than 30 metres (m) from a waterbody.
Land Use	It is AllRock's understanding that the Site is currently zoned as a commercial land use.
Soil Texture	Soil texture on Site was identified as coarse textured based on the borehole logs.

Based on the above, the applicable Site Condition Standards for Site would be the following:

- Table 3: Full Depth Generic Site Condition Standards for Soil in a Non-Potable Groundwater Condition for Industrial/Commercial/Community (ICC) Property Use of Coarse Textured soils (*Table 3 ICC SCS*); and
- Table 3: Full Depth Generic Site Condition Standards for Groundwater in a Non-Potable Groundwater Condition for All Types of Property Use (*Table 3 SCS*).

2.3 Previous Environmental Reports

No previous environmental reports were provided for AllRock's review; however, AllRock prepared a report entitled "Geotechnical Investigation Report, 299 West Hunt Club Road, Ottawa, Ontario" for PRITEC Management, and dated September 3, 2025 (2025 AllRock Geotech Report).

2025 AllRock Geotech Report

On February 25, 2025, three (3) boreholes, numbered BH1-25 to BH3-25, were advanced to a depth of 8 mbgs, one (1) of which was installed with a monitoring well (MW25-03). The subsurface conditions generally consisted of a layer of fill beneath surficial asphalt. The fill can be described as brown, medium grained, and medium dense silty sand. The layer extended to a depth of 4.5 mbgs at all borehole locations. Below the natural fill, a native silty clay layer was encountered extending to approximately 6 meters depth. Underlaying the clay, a silty sand layer was encountered at all borehole locations. The layer was described as brownish/grey fine grained, and medium dense. The layer extended to the termination depth of 8 mbgs at all borehole locations.

A monitoring well was installed as part of this investigation. A return visit to the site to measure water levels was conducted on March 20, 2025. The measured depth to water was 6.0 mbgs.

2.4 Scope of Work

The purpose of this Phase II ESA was to investigate soil and groundwater quality at the Site in relation to the 2025 AllRock Phase I ESA Report. It is AllRock's understanding that the Phase II ESA is required for due diligence purposes. The scope of work for this Phase II ESA consisted of the following:

- Develop a Site-specific Health and Safety Plan;
- Advanced three (3) boreholes (BH25-04 to BH25-06) to a depth of approximately 6.10 meters below ground surface (mbgs), and seven (7) boreholes (BH25-07 to BH25-13) to a depth of 3.05 mbgs following the clearance of underground services;
- Field-screened soil samples for visual and olfactory evidence of impacts, and for the presence of petroleum and volatile organic compound (VOC)-derived vapours, using a combustible gas indicator (CGI) calibrated to hexane and a photo-ionization detector (PID) calibrated to isobutylene or equivalent;
- Prepare and submit forty-one (41) "worst-case" soil samples and five (5) duplicate soil samples for select laboratory analysis of the following parameter groups:
    - petroleum hydrocarbons (PHCs);
    - polycyclic aromatic hydrocarbons (PAHs);
    - polychlorinated Biphenyls (PCBs);

  - volatile organic compounds (VOCs), including benzene, toluene, ethylbenzene and xylenes (BTEX) and trihalomethanes (THMs);
  - metals, including hydride-forming metals; and
  - other regulated parameters (ORP), including hot water-soluble boron (HWS-B), cyanide (CN-), electrical conductivity (EC), hexavalent chromium (CrVI), mercury (Hg), pH, and sodium adsorption ratio (SAR);
- Developing the installed wells and pre-existing geotechnical monitoring well to remove any entrained silt from the well screen and filter pack;
- Monitoring and measuring groundwater levels in the developed monitoring wells to determine groundwater elevations and groundwater flow direction. Collecting and submitting four (4) groundwater samples and one (1) field duplicate from developed monitoring wells for select laboratory analysis for one or more of the following parameter groups:
  - PHCs;
  - VOCs;
  - PAHs; and
  - Sodium (Na) and Chloride (Cl).
- Compared the soil and groundwater analytical results to the applicable regulatory criteria; and
- Prepare a factual report outlining the findings and recommendations of the Phase II ESA.

3 INVESTIGATION METHODOLOGY

3.1 Soil: Borehole Investigation

AllRock retained the services of George Downing Estate Drilling Ltd. (Downing) to conduct borehole drilling and monitoring well installation activities at the Site on November 11 and November 12, 2025. The clearance of underground services in the work area was completed by public utility locators and an AllRock retained private utility locator prior to field activities. Downing is licensed with the MECP to undertake borehole drilling and monitoring well activities in accordance with the Ontario Regulation 903 (as amended).

The boreholes were advanced in the overburden to a maximum depth of approximately 6.10 mbgs at regular 0.61 m intervals. The borehole locations were selected and positioned on-Site by AllRock. The field work was observed throughout by a member of our engineering staff who directed the drilling operations and logged the samples.

Soil stratigraphy was observed and documented on-Site by AllRock at the time of drilling activities. Soil samples were examined in the field for visual and olfactory evidence of impacts. A portion of

each sample was separated and analyzed for petroleum and VOC derived vapour concentrations using a combustible CGI calibrated to hexane and a PID calibrated to isobutylene or equivalent.

The locations of the boreholes are presented in Figure 2, located in ***Appendix A*** and the associated borehole logs are presented in ***Appendix B***.

3.2 Soil: Sampling

Collectively, forty-one (41) "worst-case" soil samples, based on visual, olfactory conditions, and vapour headspace concentrations, recovered from the boreholes were submitted for one or more of the following parameters: PHCs, PAHs, VOCs, PCBs, metals, and ORPs.

A summary of the soil samples submitted for laboratory analysis is provided in the table below:

Table 3-1: Summary of Soil Samples Submitted for Laboratory Analysis

Sample ID	Sample Depth (mbgs)	Laboratory Analysis
BH25-04 SA2	0.76 – 1.37	PHCs, PAHs, VOCs, metals, and ORPs
BH25-04 SA5	3.05 – 3.66	PAHs, VOCs, and metals
BH25-05 SA1	0.00 – 0.61	PHCs, PAHs, VOCs, metals, and ORPs
BH25-05 SA6	3.81 – 4.42	PHCs, PAHs, VOCs, metals, and ORPs
BH25-05 SA6-DUP		
BH25-06 SA2	0.76 – 1.37	PHCs, PAHs, PCBs, VOCs, metals, and ORPs
BH25-06 SA2-DUP		PHCs, PAHs, VOCs, metals, and ORPs
BH25-06 SA6	3.81 – 4.42	PAHs, VOCs, and metals
BH25-07 SA1	0.00 – 0.61	PHCs, PAHs, VOCs, metals, and ORPs
BH25-07 SA2	0.76 – 1.37	PHCs, PAHs, VOCs, metals, and ORPs
BH25-07 SA3	1.52 – 2.13	PHCs, PAHs, VOCs, metals, and ORPs
BH25-07 SA4	2.29 – 2.90	PHCs, PAHs, VOCs, metals, and ORPs
BH25-07 SA5	3.05 – 3.66	PHCs, PAHs, VOCs, metals, and ORPs
BH25-08 SA1	0.00 – 0.61	PHCs, PAHs, VOCs, metals, and ORPs
BH25-08 SA2	0.76 – 1.37	PHCs, PAHs, VOCs, metals, and ORPs
BH25-08 SA3	1.52 – 2.13	PHCs, PAHs, VOCs, metals, and ORPs
BH25-08 SA4	2.29 – 2.90	PHCs, PAHs, VOCs, metals, and ORPs
DUP-04		
BH25-08 SA5	3.05 – 3.66	PHCs, PAHs, VOCs, metals, and ORPs

Sample ID	Sample Depth (mbgs)	Laboratory Analysis
BH25-09 SA1	0.00 – 0.61	PHCs, PAHs, PCBs, VOCs, metals, and ORPs
BH25-09 SA2	0.76 – 1.37	PHCs, PAHs, VOCs, metals, and ORPs
BH25-09 SA3	1.52 – 2.13	PHCs, PAHs, VOCs, metals, and ORPs
BH25-09 SA4	2.29 – 2.90	PHCs, PAHs, VOCs, metals, and ORPs
BH25-09 SA5	3.05 – 3.66	PHCs, PAHs, VOCs, metals, and ORPs
BH25-10 SA1	0.00 – 0.61	PHCs, PAHs, PCBs, VOCs, metals, and ORPs
BH25-10 SA2	0.76 – 1.37	PHCs, PAHs, VOCs, metals, and ORPs
BH25-10 SA3	1.52 – 2.13	PHCs, PAHs, VOCs, metals, and ORPs
BH25-10 SA4	2.29 – 2.90	PHCs, PAHs, VOCs, metals, and ORPs
BH25-10 SA5	3.05 – 3.66	PHCs, PAHs, VOCs, metals, and ORPs
BH25-11 SA1	0.00 – 0.61	PHCs, PAHs, PCBs, VOCs, metals, and ORPs
BH25-11 SA2	0.76 – 1.37	PHCs, PAHs, VOCs, metals, and ORPs
BH25-11 SA3	1.52 – 2.13	PHCs, PAHs, VOCs, metals, and ORPs
BH25-11 SA4	2.29 – 2.90	PHCs, PAHs, VOCs, metals, and ORPs
DUP-02		
BH25-11 SA5	3.05 – 3.66	PHCs, PAHs, VOCs, metals, and ORPs
BH25-12 SA1	0.00 – 0.61	PHCs, PAHs, VOCs, metals, and ORPs
BH25-12 SA2	0.76 – 1.37	PHCs, PAHs, VOCs, metals, and ORPs
BH25-12 SA3	1.52 – 2.13	PHCs, metals, and ORPs
BH25-12 SA4	2.29 – 2.90	PHCs, metals, and ORPs
BH25-12 SA5	3.05 – 3.66	PHCs, metals, and ORPs
BH25-13 SA1	0.00 – 0.61	PHCs, PAHs, VOCs, metals, and ORPs
BH25-13 SA2	0.76 – 1.37	PHCs, PAHs, VOCs, metals, and ORPs
BH25-13 SA3	1.52 – 2.13	PHCs, metals, and ORPs
BH25-13 SA4	2.29 – 2.90	PHCs, metals, and ORPs
BH25-13 SA5	3.05 – 3.66	PHCs, metals, and ORPs

3.3 Groundwater: Monitoring Well Installation

Three (3) monitoring wells were installed as a part of this investigation, and one (1) monitoring well was previously installed as a part of 2025 Geotechnical Investigation. Collectively, four (4) boreholes were instrumented with groundwater monitoring wells (MW25-03, MW24-04, MW25-05, and MW25-06 to facilitate groundwater sampling and monitoring the driller using threaded 51 mm diameter, schedule 40, polyvinyl chloride (PVC) well screens and riser pipe, which were brought to the Site in sealed plastic bags. The annular space was filled with silica filter sand to at least 0.3 m above the well screen. The monitoring well was sealed with bentonite from the top of the sand pack and completed with a flush-mounted protective well casing. The riser of the monitoring wells was sealed at the top with an adjustable J-plug cap.

3.4 Groundwater: Well Development

On November 13, 2025, four (4) monitoring wells (MW25-03, MW25-04, MW25-05, and MW25-06) were developed by either purging a total of ten casing volumes or purging until the well fully emptied of groundwater three times. Monitoring well development and purging were completed using dedicated inertial pumps comprised of Waterra polyethylene tubing and foot valves. Groundwater quality was monitored during purging using a Hanna pH pen to measure pH, temperature, and reduction-oxidation (redox) potential.

3.5 Groundwater: Parameter Stabilization and Sampling

The monitoring wells were stabilized prior to sample collection using a peristaltic pump using low-flow sampling methodology, with samples collected upon stabilization of field parameters (i.e., pH, temperature, conductivity, dissolved oxygen and redox potential) for three consecutive readings. During purging and sampling, qualitative observations were made of water colour, clarity, and the presence of hydrocarbon sheen or odour. The depth to water in each well was measured using an electronic water level tape prior to and during stabilization.

On November 17, 2025, one (1) groundwater sample was recovered from each of the newly installed monitoring wells as part of this investigation, as well as from one (1) previously installed monitoring well associated with the previously conducted 2025 Geotechnical Investigation. Samples were submitted for one or more of the following parameters groups samples for select laboratory analysis of Na, Cl, PHCs (F1-F4), PAHs, and VOCs. A summary of the groundwater samples submitted for laboratory analysis is provided in the table below:

Table 3-2: Summary of Groundwater Samples Submitted for Laboratory Analysis

Sample ID	Laboratory Analysis
MW25-03	Na, Cl, VOCs, and PHCs
MW25-04	Na, Cl, VOCs, and PHCs

Sample ID	Laboratory Analysis
MW25-05	Na, Cl, VOCs, PAHs, and PHCs
MW25-06	Na, Cl, VOCs, and PHCs
MW25-06 DUP	Na, Cl, VOCs, and PHCs

3.6 Groundwater Level Measurements

The water levels within the monitoring wells were measured on November 17, 2025, using a water level tape. The water level tape assessed the presence/absence of non-aqueous phase liquid during the monitoring events. The groundwater levels are provided in Section 5.2.

3.7 Laboratory

Soil samples collected were delivered to ALS Environmental (ALS) in Ottawa for analysis. ALS is an independent laboratory accredited by the Standards Council of Canada and the Canadian Association for Laboratory Accreditation. A chain of custody records of the sample submissions was maintained between AllRock and the staff at ALS.

4 QA/QC PROTOCOLS

Various quality assurance/quality control (QA/QC) protocols were followed while conducting this Phase II ESA to ensure that representative soil samples were obtained. The following field QA/QC protocols completed by AllRock included the following:

- Decontamination protocols were followed during sample collection and handling to minimize the potential for cross contamination. Care was taken during the collection of soil samples, split-spoon samplers were washed and decontaminated between sampling intervals with an Alconox solution between samples to minimize the potential for cross contamination;
- Dedicated tubing was utilized for each well during groundwater sampling and disposable soil syringe samplers were utilized for sampling soil volatile organic compounds;
- Soil and groundwater samples were placed in laboratory-supplied glass jars, bottles or vials;
- Soil samples were placed in coolers on ice immediately upon sample collection. Appropriate sample temperatures were maintained during sampling, transportation and submission to the laboratory;
- Dedicated and disposable nitrile gloves were used for sample handling; and
- Non-dedicated equipment used in sampling and monitoring (e.g., shovel, water level tape) was cleaned with an Alconox solution prior to initial use and between uses to minimize the potential for cross contamination.

4.1 Field Duplicate Samples

AllRock collected four (4) duplicate soil sample and one (1) duplicate groundwater sample in conjunction with field sampling activities to assess the field sampling methods and laboratory procedures. The field duplicate, its corresponding sample, and the laboratory parameters sent for analysis can be found below in *Table 4-1*:

Table 4-1: Summary of QA/QC Program

Field Duplicate	Corresponding Sample	Type of sample (Soil or Groundwater)	Parameters
BH25-05 SA6-DUP	BH25-05 SA6	Soil	PHCs, PAHs, VOCs, metals, and ORPs
BH25-06 SA2-DUP	BH25-06 SA2		PHCs, PAHs, VOCs, metals, and ORPs
DUP-02	BH25-11 SA4		PHCs, PAHs, VOCs, metals, and ORPs
DUP-04	BH25-08 SA4		PHCs, PAHs, VOCs, metals, and ORPs
MW25-06 DUP	MW25-06	Groundwater	Na, Cl, VOCs, and PHCs

The quality of the analytical results between the original sample and the field duplicates were evaluated by calculating the relative percent difference (RPD) using the following equation:

$$\text{RPD} = \frac{(\text{Original Concentration - Duplicate Concentration})}{(\text{Original Concentration + Duplicate Concentration}) / 2} \times 100\%$$

AllRock notes that RPDs were only calculated in scenario's where there were detectable concentrations that were above the practical quantitation limit (PQL) for the parameter (i.e., five times the lowest laboratory reportable detection limit).

The calculated RPDs for the field duplicates were compared to the performance criteria values for sample duplicate RPD for the relevant parameter, as outlined in the MECP document *Protocol for Analytical Methods Used in the Assessment of Properties under Part XV.1 of the Environmental Protection Act and Excess Soil Quality, as amended, dated February 19, 2021.*

Each of the calculated RPDs for field duplicates met the corresponding performance standard, with the exception of the following:

Table 4-2: RPD Performance Standard Exceedances

Field Duplicate	Type of sample (Soil or Groundwater)	Parameter	RPD
BH25-05 SA6-DUP	Soil	Uranium	57%

Field Duplicate	Type of sample (Soil or Groundwater)	Parameter	RPD
BH25-06 SA2-DUP		Hexavalent Chromium	73%
		Cadmium	43%
DUP-02		EC	87%
		SAR	89%
DUP-04		EC	47%
		SAR	129%

The primary cause of the elevated RPD values in the analytical results is inferred to be heterogeneity in the matrix of the soil at the select locations where the samples were collected. As such, the variances in RPDs for this pairing are not anticipated to reflect deficiencies in sampling or analytical methods. Further, the laboratory did not report any QA/QC errors and appropriate QA/QC measures were employed that were above the practical PQL for the parameter.

5 SUBSURFACE FINDINGS

5.1 Soil Stratigraphy

As all the boreholes were advanced in an existing parking lot, a layer of asphalt was encountered at all the borehole locations. The asphalt was found to have a thickness of approximately 0.15 – 0.25 mbgs. A natural fill layer was encountered at all borehole locations below the surficial asphalt. At this site, the fill can be described as a brown, moist, silty sand. The layer extended to a depth of 1.22 mbgs below ground surface at all borehole locations. Below the natural fill, brown, moist, native silty sand layer was encountered to depths up to approximately to 4.24 mbgs, underlain by grey silty clay extending to depths of up to approximately 6.10 mbgs.

The detailed soil stratigraphy is provided in the borehole logs in ***Appendix B***.

5.2 Groundwater Level and Flow Direction

The depth to groundwater measured within the monitoring wells ranged from approximately 1.74 mbgs at monitoring well MW25-06 to a maximum depth of 5.39 mbgs at monitoring well MW25-03. The water level information from all monitoring wells is provided in the below table:

Table 5-1: Groundwater Levels with the Corresponding Dates

Monitoring Well ID	Date	Ground Elevation (m ald)	Water level Depth (mbgs)	Groundwater level Elevation (m ald)
MW25-03	Nov 17, 2025	98.666	5.464	93.202

MW25-04	Nov 17, 2025	98.738	2.223	96.515
MW25-05	Nov 17, 2025	98.940	2.287	96.653
MW25-06	Nov 17, 2025	98.693	1.937	96.756

Legend:
mald – meters above local datum
mbgs – meters below ground surface

Based on the groundwater elevations observed on November 17, 2025, the groundwater flow direction trends towards the north to northwest. It is noted that the groundwater elevation for MW25-03 appears to be anomalous, which may be due to the fact it was installed as part of the previous geotechnical investigation and therefore may have been subject to different conditions than the other three wells installed in the Phase II investigation. When discounting the data from MW25-03, the groundwater flow direction trends towards the northwest.

5.3 Soil Vapour Concentrations

A portion of each sample was assessed in the field for combustible or organic vapour concentrations in soil headspace using a PID and CGI operated in methane elimination mode. Vapour concentrations measured in the headspace of soil samples were collected during the sampling event. Soil vapour concentrations measured with the CGI and PID were below the reportable detection limit (i.e., less than 1.0 parts per million by volume (ppmv)).

5.4 Field Observations

No odours or staining were observed in the soil samples collected during the filed investigation and no odours or sheens were observed during the groundwater development and sampling activities.

6 CHEMICAL ANALYSIS

6.1 Soil

All soil samples submitted for laboratory analysis met the applicable *Table 3 ICC SCS* with the exception of the following:

Table 6-1: Exceedances of MECP Site Condition Standard

Sample ID	Table 3 ICC SCS
BH25-04 SA2	*EC, SAR*
BH25-05 SA1	*EC*
BH25-05 SA6	*EC*
BH25-07 SA1	*SAR*

Sample ID	*Table 3 ICC SCS*
BH25-07 SA2	*EC, SAR*
BH25-07 SA3	*EC, SAR, Vanadium*
BH25-07 SA4	*EC, SAR, Vanadium*
BH25-07 SA5	*EC, SAR*
BH25-08 SA4	*Chromium, Vanadium*
BH25-08 SA5	*Vanadium*
BH25-09 SA2	*EC, SAR*
BH25-09 SA3	*EC, Vanadium*
BH25-09 SA4	*EC, Vanadium*
BH25-09 SA5	*Vanadium*
BH25-10 SA1	*EC*
BH25-10 SA3	*Vanadium*
BH25-10 SA4	*Vanadium*
BH25-10 SA5	*Vanadium*
BH25-11 SA3	*Vanadium*
BH25-11 SA4	*Vanadium*
BH25-11 SA5	*Vanadium*
BH25-12 SA2	*EC, SAR*
BH25-12 SA3	*EC, SAR*
BH25-12 SA4	*EC, Vanadium*
BH25-13 SA2	*EC*
BH25-13 SA3	*Vanadium*
BH25-13 SA4	*EC, Vanadium*
BH25-13 SA5	*EC, Vanadium*
BH25-05 SA6-DUP	*EC*
BH25-06 SA2-DUP	*Vanadium*
DUP-02	*EC, Chromium, Vanadium*
DUP-04	*Chromium, Vanadium*

EC and SAR detected above *Table 3 ICC SCS* in majority of the samples is considered to be related to the application of de-icing salt for vehicle and pedestrian safety. Based on this and

Section 49.1 of O. Reg. 153/04, it is the Qualified Person's opinion that the applicable site condition standard for EC and SAR is deemed to not have been exceeded.

Various soil samples exceeded the *Table 3 ICC SCS* for vanadium, with measured concentrations ranging from 87.6 µg/g to 115 µg/g compared to the standard of 86 µg/g, and chromium, with measured concentrations ranging from 164 µg/g to 175 µg/g compared to the standard of 160 µg/g. The analytical results were compared to Geo-Regional Background Values (Background Metals in Champlain Sea Sediments: Updates from 2019 Drilling and Sampling Program, Eastern Ontario – Ottawa Region, Geofirma Engineering Ltd., 2023). This comparison was conducted to assess metal concentrations relative to naturally occurring levels in post-glacial Champlain Sea marine deposits, which are representative of native soils observed at the Site. The review confirmed that the vanadium concentrations in all soil samples were below the corresponding Geo-Regional Background Value of 122 µg/g and therefore within the observed range of regional background concentrations for vanadium. DUP-02 and DUP-04 exceeded the *Table 3 ICC SCS* and the Geo-Regional Background Value of 165 µg/g however, the average value of the corresponding parent and duplicate samples meets chromium Geo-Regional Background Value.

In addition, it is noted that the exceedances of chromium and vanadium were observed below the surficial samples and primarily in the deeper native soils. Given metals were not a COPC in groundwater, it is considered unlikely the vanadium and chromium exceedances originated from anthropogenic activity.

Based on the above rationale and Section 49.1 of O. Reg. 153/04, the applicable site condition standard for Vanadium and Chromium is deemed to not have been exceeded.

6.2 Groundwater

Groundwater samples collected during the investigation met the applicable *Table 3 ICC SCS*, with the exception of MW25-05, which exceeded the standard for chloride; however, is considered to be related to the application of de-icing salts used for vehicle and pedestrian safety. It is the QP's opinion that the applicable site condition standard for chloride is deemed not to have been exceeded.

A summary table is included in ***Appendix B***, and the laboratory Certificates of Analysis are provided in ***Appendix C.***

7 CONCLUSION

Based on the findings of the field investigation, various soil samples exceeded the *Table 3 ICC SCS* for vanadium, with measured concentrations ranging from 87.6 µg/g to 115 µg/g compared to the standard of 86 µg/g, and chromium, with measured concentrations ranging from 164 µg/g to 175 µg/g compared to the standard of 160 µg/g. The analytical results were compared to Geo-Regional Background Values Values (Background Metals in Champlain Sea Sediments: Updates from 2019 Drilling and Sampling Program, Eastern Ontario – Ottawa Region, Geofirma

Engineering Ltd., 2023). This comparison was conducted to assess metal concentrations relative to naturally occurring levels in post-glacial Champlain Sea marine deposits, which are representative of native soils observed at the Site. The review confirmed that the vanadium concentrations in all soil samples were below the corresponding Geo-Regional Background Value of 122 µg/g and therefore within the observed range of regional background concentrations for vanadium. DUP-02 and DUP-04 exceeded the *Table 3 ICC SCS* and the Geo-Regional Background Value of 165 µg/g however, the average value of the corresponding parent and duplicate samples meets chromium Geo-Regional Background Value.

In addition, it is noted that the exceedances of chromium and vanadium were observed below the surficial samples and primarily in the deeper native soils. Given metals were not a COPC in groundwater, it is considered unlikely the vanadium and chromium exceedances originated from anthropogenic activity.

Based on the above rationale and Section 49.1 of O. Reg. 153/04, the applicable site condition standard for Vanadium and Chromium is deemed to not have been exceeded.

Additionally, EC and SAR was detected above the *Table 3 ICC SCS* in in majority of the soil samples and Chloride detected above the *Table 3 ICC SCS* in groundwater, however, these exceedances are considered to be related to the application of de-icing salts used for vehicle and pedestrian safety. In accordance of Section 49.1 of O. Reg. 153/04, the applicable site condition standards for EC, SAR, and Cl are deemed not to have been exceeded.

Based on the above, all the soil and groundwater samples analysed in this Phase II ESA meet the applicable *Table 3 ICC SCS and Table 3 SCS*, respectively, and no further investigation is warranted at this time.

8 TERMS AND LIMITATIONS

This report has been prepared for the exclusive use of Pritec Management Ltd. for specific application to the Site. This Phase II ESA was conducted in general compliance with currently acceptable practices for environmental site investigations, and specific Client requests, as applicable to this Site. No other warranty, expressed or implied, is made. The scope of work completed by AllRock as part of this investigation, is not sufficient (in and of itself) to meet the requirements for the submission of a Record of Site Condition (RSC) in accordance with Ontario Regulation 153/04 (as amended).

It is noted that this analysis was focused on identifying the presence and levels of contaminants within the materials analysed. The conclusions and recommendations in this report are based on information determined through analysis of select individual samples. Contamination levels may differ from those reported and conditions may become apparent during excavation, construction, or re-development, which would not be detected or anticipated at the time of the assessment.

The conclusions presented in this report are professional opinions based upon chemical analysis and limited information provided by persons knowledgeable about past and current activities on this property. As such, AllRock Consulting Limited cannot be held responsible for environmental conditions at the Site that were not apparent from the available information.

AllRock Consulting Limited prepared this report for the Client. The material in it reflects AllRock Consulting Limited judgement in light of the information available to it at the time of preparation. Any use which a Party other than those listed above, makes of this report, or any reliance or decisions to be made based on it are the responsibilities for such Parties. AllRock Consulting Limited accepts no responsibility for damages, if any, suffered by any Party as a result of decisions made or actions based on this report.

AllRock will not be held responsible for the use of this report by any third party, or reliance on or any decision to be made based on it without the prior written consent of AllRock. Any use a third party makes of this report, or any reliance on or decisions to be made based on it, is the sole responsibility of such third parties. AllRock accepts no liability or responsibility of loss, injury, claim or damages suffered by any third party as a result of decisions made or actions conducted.

9 REFERENCES

Documents, persons and organizations providing information used in this report are listed below:

1. Canadian Standards Association (CSA) Standard. CSA Z7689-00, Phase II Environmental Site Assessment, Canadian Standards Association International, November 2001, reaffirmed in 2023.
2. "Background Metals Concentrations in Champlain Sea Sediments: Updates from 2019 Drilling and Sampling Program, Eastern Ontario – Ottawa Region", prepared by Geofirma Engineering Ltd., dated 2023 (2023 Geofirma Background Metal Concentration Document).
3. "Geotechnical Investigation Report, 299 West Hunt Club Road, Ottawa, Ontario" for PRITEC Management, and dated September 3, 2025 (2025 AllRock Geotech Report).
4. "Phase I Environmental Site Assessment, 299 West Hunt Club Road, Ottawa, Ontario" prepared by AllRock Consulting Ltd. for Pritec Management Ltd. dated December 5, 2025 (2025 AllRock Phase I ESA).
5. Google Earth™

APPENDIX A

Figure

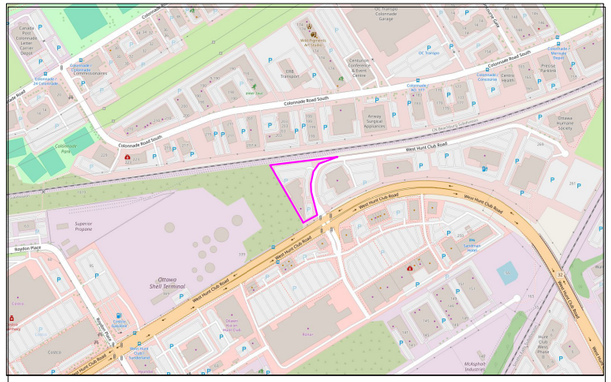

LEGEND:

- SITE/ APEC 1/APEC 2
- STUDY AREA
- PROPOSED BUILDING FOOTPRINT
- RAILWAY LINE
- HISTORIC RAILWAY SPUR
- TANK #1
- TANK #2
- TANK #3

APEC LEGEND:

APEC 1/APEC2	
APEC 3	
APEC 4	
APEC 5	
APEC 6	
APEC 7	
APEC 8	
APEC 9	
APEC 10	

SCALE: 0m – 120m

TITLE: AREA OF POTENTIAL ENVIRONMENTAL CONCERN

PROJECT: PHASE I ESA- 299 W HUNT CLUB ROAD, OTTAWA,ON

CLIENT: PRITEC MANAGEMENT LIMITED

PROJECT NO: 25433	FIGURE NO: 1
AllRock Consulting Ltd	DATE: NOVEMBER 2025
	DRAWN BY: ES
	REVIEWED BY: NM

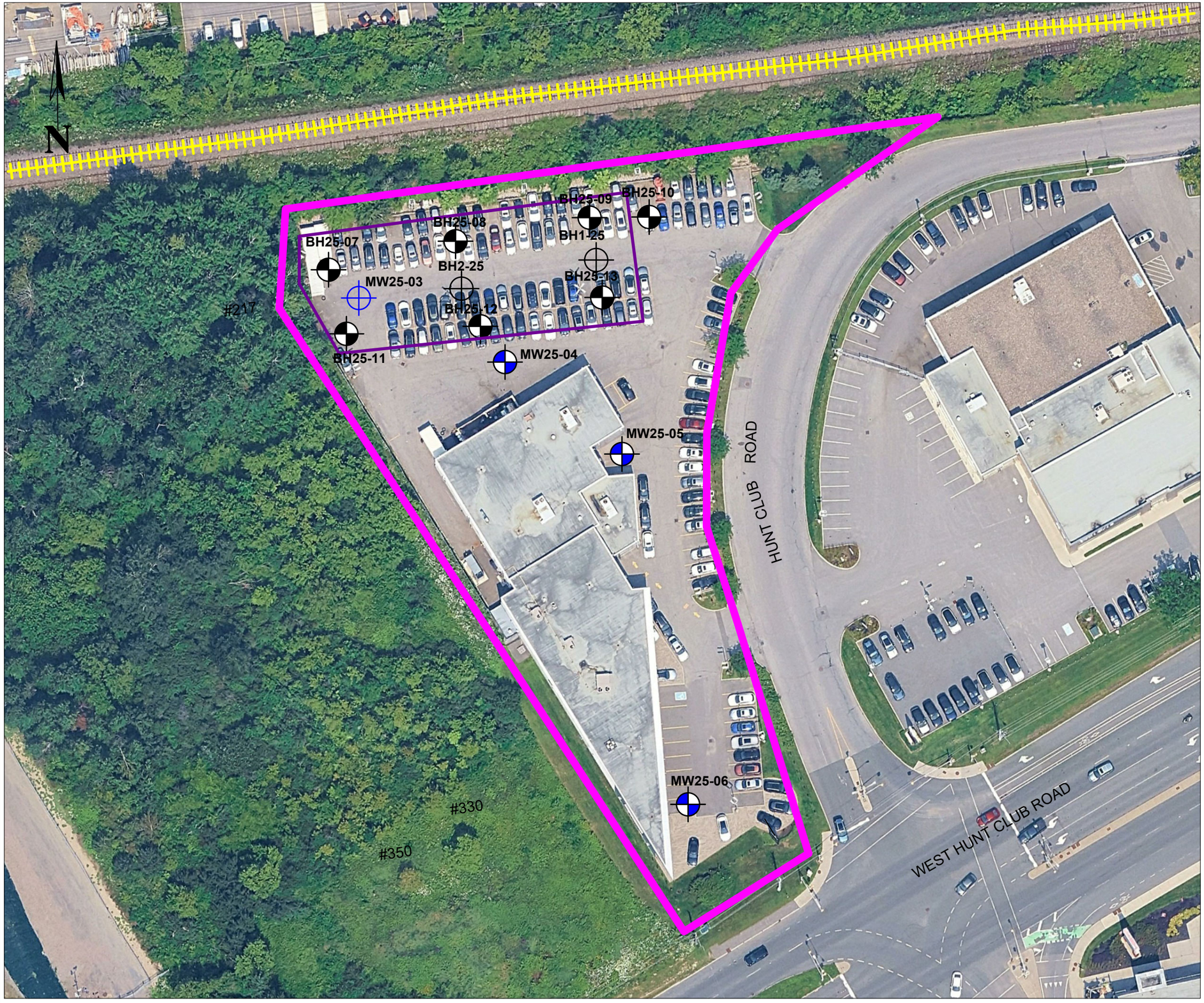

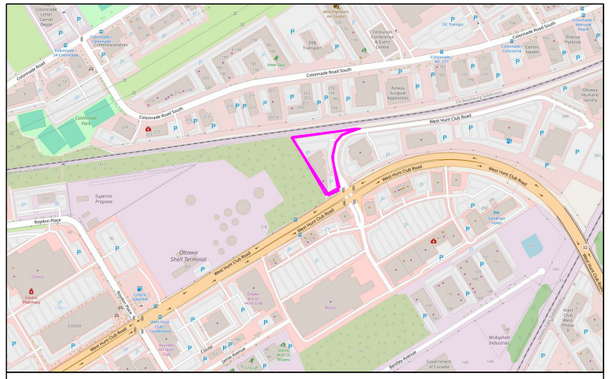

LEGEND:

- SITE
- STUDY AREA
- PROPOSED BUILDING FOOTPRINT
- RAILWAY
- APPROXIMATE BOREHOLE LOCATION (ALLROCK, 2025)
- APPROXIMATE BOREHOLE LOCATION (ALLROCK, 2025)
- APPROXIMATE BOREHOLE LOCATION (ALLROCK GEOTECH, 2025)
- APPROXIMATE MONITORING WELL LOCATION (ALLROCK GEOTECH, 2025)

SCALE: 0m – 35m

TITLE: SITE AND SURROUNDING AREA

PROJECT: PHASE II ESA- 299 W HUNT CLUB ROAD, OTTAWA,ON

CLIENT: PRITEC MANAGEMENT LIMITED

PROJECT NO: 25433	FIGURE NO: 1
AllRock Consulting Ltd	DATE: NOVEMBER 2025
	DRAWN BY: ES
	REVIEWED BY: NM

APPENDIX B

Borehole Logs

AllRock Consulting

174 Colonnade Road #35, Ottawa

Phone: 1-844-440-7625

Environmental Log - Borehole

BH25-04

UTM	: 18T	Drill Rig	: Truckmount Drill Rig	Job Number	: 25433
Easting (m)	: 444024.06	Driller Supplier	: Downing Drilling	Client	: PRITEC Management
Northing (m)	: 5020992.29	Logged By	: JM	Project	: 299 W Hunt Club Road-Phase I & II ESA
Ground Elevation	: 98.738 mald	Reviewed By	: GL	Location	: 299 W Hunt Club Rd, Ottawa, ON K2E 1A6, Canada
Total Depth	: 6.4 m BGL	Date	: 10/11/2025	Loc Comment	: -

Depth (m)	Graphic Log	MATERIAL DESCRIPTION	Samples	HSVCs HEX (ppm)	HSVCs ISO (ppm)	WELL DIAGRAM	Lab Analysis	Remarks
		Pavement Asphalt						
		Fill material - Brown, Silty Sand, moist	SA1	0	0			
1.0			SA2	0	0		Metals & ORP, PHC, VOC and PAH	
		Brown, Silty Sand, Moist	SA3	0	0			
2.0								
			SA4	15	0			
3.0			SA5	15	0		PHC, VOC	
4.0			SA6	15	0			
		Grey, Silty Clay, Wet	SA7	20	0			
5.0			SA8	20	0			
6.0								GW: PHC, VOC Na, CL and PAH
		BH25-04 Terminated at 6.4 m						

AllRock Consulting
174 Colonnade Road #35, Ottawa
Phone: 1-844-440-7625

Environmental Log - Borehole

BH25-05

UTM	: 18T	Drill Rig	: Truckmount Drill Rig	Job Number	: 25433
Easting (m)	: 444024.06	Driller Supplier	: Downing Drilling	Client	: PRITEC Management
Northing (m)	: 5020992.29	Logged By	: JM	Project	: 299 W Hunt Club Road-Phase I & II ESA
Ground Elevation	: 98.94 mald	Reviewed By	: GL	Location	: 299 W Hunt Club Rd, Ottawa, ON K2E 1A6, Canada
Total Depth	: 6.4 m BGL	Date	: 10/11/2025	Loc Comment	: -

Depth (m)	Graphic Log	MATERIAL DESCRIPTION	Samples	HSVCs HEX (ppm)	HSVCs ISO (ppm)	WELL DIAGRAM	Lab Analysis	Remarks
		Pavement Asphalt						
		Fill material - Brown, Silty Sand, moist	SA1	0	0		Metals and ORP, PHC, VOC and PAH	
1.0			SA2	0	0			
		Brown, Silty Sand, Moist	SA3	0	0			
2.0								
			SA4	0	0			
3.0			SA5	10	0			
4.0			SA6	15	0		Metals and ORP, PHC, VOC and PAH	
		Grey, Silty Clay, Wet	SA7	15	0			
5.0			SA8	15	0			
6.0								GW: PHC, VOC Na, CL and PAH
		BH25-05 Terminated at 6.4 m						

AllRock Consulting

174 Colonnade Road #35, Ottawa

Phone: 1-844-440-7625

Environmental Log - Borehole

BH25-06

UTM	: 18T	Drill Rig	: Truckmount Drill Rig	Job Number	: 25433
Easting (m)	: 444060.90	Driller Supplier	: Downing Drilling	Client	: PRITEC Management
Northing (m)	: 5020890.95	Logged By	: JM	Project	: 299 W Hunt Club Road-Phase I & II ESA
Ground Elevation	: 98.693 mald	Reviewed By	: GL	Location	: 299 W Hunt Club Rd, Ottawa, ON K2E 1A6, Canada
Total Depth	: 6.09 m BGL	Date	: 10/11/2025	Loc Comment	: -

Depth (m)	Graphic Log	MATERIAL DESCRIPTION	Samples	HSVCs HEX (ppm)	HSVCs ISO (ppm)	WELL DIAGRAM	Lab Analysis	Remarks
		Pavement Asphalt						
		Fill material - Brown, Silty Sand, moist	SA1	0	0			
1.0			SA2	0	0		PHCs, PAHs, PCBs,VOCs, metals, and ORPs.	
		Brown, Silty Sand, Moist	SA3	0	0			
2.0			SA4	0	0			
3.0			SA5	10	0			
4.0			SA6	15	0		PAHs, PHCs, VOCs	
		Grey, Silty Clay, Wet	SA7	15	0			
5.0			SA8	15	0			
6.0								
		BH25-06 Terminated at 6.09 m						GW: PHC, VOC Na, CL

AllRock Consulting
174 Colonnade Road #35, Ottawa
Phone: 1-844-440-7625

Environmental Log - Borehole

BH25-07

UTM	: 18T	Drill Rig	: Truckmount Drill Rig	Job Number	: 25433
Easting (m)	: 443988.90	Driller Supplier	: Downing Drilling	Client	: PRITEC Management
Northing (m)	: 5021016.00	Logged By	: JM	Project	: 299 W Hunt Club Road-Phase I & II ESA
Ground Elevation	: Not Surveyed	Reviewed By	: GL	Location	: 299 W Hunt Club Rd, Ottawa, ON K2E 1A6, Canada
Total Depth	: 3.66 m BGL	Date	: 10/11/2025	Loc Comment	: -

Depth (m)	Graphic Log	MATERIAL DESCRIPTION	Samples	HSVCs HEX (ppm)	HSVCs ISO (ppm)	WELL DIAGRAM	Lab Analysis	Remarks
		Pavement Asphalt						
		Fill material - Brown, Silty Sand, moist	SA1	0	0		PHCs, PAHs, VOCs, metals, and ORPs.	
1.0			SA2	15	0		PHCs, PAHs, VOCs, metals, and ORPs.	
		Brown, Silty Sand, Moist	SA3	15	0		PHCs, PAHs, VOCs, metals, and ORPs.	
2.0			SA4	0	0		PHCs, PAHs, VOCs, metals, and ORPs.	
3.0			SA5	0	0		PHCs, PAHs, VOCs, metals, and ORPs.	
		BH25-07 Terminated at 3.66 m						

AllRock Consulting
174 Colonnade Road #35, Ottawa
Phone: 1-844-440-7625

Environmental Log - Borehole

BH25-08

UTM	: 18T	Drill Rig	: Truckmount Drill Rig	Job Number	: 25433
Easting (m)	: 444010.79	Driller Supplier	: Downing Drilling	Client	: PRITEC Management
Northing (m)	: 5021020.02	Logged By	: JM	Project	: 299 W Hunt Club Road-Phase I & II ESA
Ground Elevation	: Not Surveyed	Reviewed By	: GL	Location	: 299 W Hunt Club Rd, Ottawa, ON K2E 1A6, Canada
Total Depth	: 3.66 m BGL	Date	: 10/11/2025	Loc Comment	: -

Depth (m)	Graphic Log	MATERIAL DESCRIPTION	Samples	HSVCs HEX (ppm)	HSVCs ISO (ppm)	WELL DIAGRAM	Lab Analysis	Remarks
		Pavement Asphalt						
		Fill material - Brown, Silty Sand, moist	SA1	0	0		PHCs, PAHs, VOCs, metals, and ORPs.	
1.0			SA2	0	0		PHCs, PAHs, VOCs, metals, and ORPs.	
		Brown, Silty Sand, Moist	SA3	0	0		PHCs, PAHs, VOCs, metals, and ORPs.	
2.0			SA4	0	0		PHCs, PAHs, VOCs, metals, and ORPs.	
3.0			SA5	0	0		PHCs, PAHs, VOCs, metals, and ORPs.	
		BH25-08 Terminated at 3.66 m						

AllRock Consulting
174 Colonnade Road #35, Ottawa
Phone: 1-844-440-7625

Environmental Log - Borehole

BH25-09

UTM	: 18T	Drill Rig	: Truckmount Drill Rig	Job Number	: 25433
Easting (m)	: 444010.79	Driller Supplier	: Downing Drilling	Client	: PRITEC Management
Northing (m)	: 5021020.02	Logged By	: JM	Project	: 299 W Hunt Club Road-Phase I & II ESA
Ground Elevation	: Not Surveyed	Reviewed By	: GL	Location	: 299 W Hunt Club Rd, Ottawa, ON K2E 1A6, Canada
Total Depth	: 3.66 m BGL	Date	: 10/11/2025	Loc Comment	: -

Depth (m)	Graphic Log	MATERIAL DESCRIPTION	Samples	HSVCs HEX (ppm)	HSVCs ISO (ppm)	WELL DIAGRAM	Lab Analysis	Remarks
		Pavement Asphalt						
		Fill material - Brown, Silty Sand, moist	SA1	0	0		PHCs, PAHs, PCBs,VOCs, metals, and ORPs.	
1.0			SA2	0	0		PHCs, PAHs, VOCs, metals, and ORPs.	
		Brown, Silty Sand, Moist	SA3	0	0		PHCs, PAHs, VOCs, metals, and ORPs.	
2.0			SA4	0	0		PHCs, PAHs, VOCs, metals, and ORPs.	
3.0			SA5	0	0		PHCs, PAHs, VOCs, metals, and ORPs.	
		BH25-09 Terminated at 3.66 m						

AllRock Consulting
174 Colonnade Road #35, Ottawa
Phone: 1-844-440-7625

Environmental Log - Borehole

BH25-10

UTM	: 18T	Drill Rig	: Truckmount Drill Rig	Job Number	: 25433
Easting (m)	: 444010.79	Driller Supplier	: Downing Drilling	Client	: PRITEC Management
Northing (m)	: 5021020.02	Logged By	: JM	Project	: 299 W Hunt Club Road-Phase I & II ESA
Ground Elevation	: Not Surveyed	Reviewed By	: GL	Location	: 299 W Hunt Club Rd, Ottawa, ON K2E 1A6, Canada
Total Depth	: 3.66 m BGL	Date	: 10/11/2025	Loc Comment	: -

Depth (m)	Graphic Log	MATERIAL DESCRIPTION	Samples	HSVCs HEX (ppm)	HSVCs ISO (ppm)	WELL DIAGRAM	Lab Analysis	Remarks
		Pavement Asphalt						
		Fill material - Brown, Silty Sand, moist	SA1	0	0		PHCs, PAHs, PCBs,VOCs, metals, and ORPs.	
1.0			SA2	0	0		PHCs, PAHs, VOCs, metals, and ORPs.	
		Brown, Silty Sand, Moist	SA3	15	0		PHCs, PAHs, VOCs, metals, and ORPs.	
2.0			SA4	15	0		PHCs, PAHs, VOCs, metals, and ORPs.	
3.0			SA5	15	0		PHCs, PAHs, VOCs, metals, and ORPs.	
		BH25-10 Terminated at 3.66 m						

AllRock Consulting
174 Colonnade Road #35, Ottawa
Phone: 1-844-440-7625

Environmental Log - Borehole

BH25-11

UTM	: 18T	Drill Rig	: Truckmount Drill Rig	Job Number	: 25433
Easting (m)	: 443991.25	Driller Supplier	: Downing Drilling	Client	: PRITEC Management
Northing (m)	: 5020999.20	Logged By	: JM	Project	: 299 W Hunt Club Road-Phase I & II ESA
Ground Elevation	: Not Surveyed	Reviewed By	: GL	Location	: 299 W Hunt Club Rd, Ottawa, ON K2E 1A6, Canada
Total Depth	: 3.66 m BGL	Date	: 10/11/2025	Loc Comment	: -

Depth (m)	Graphic Log	MATERIAL DESCRIPTION	Samples	HSVCs HEX (ppm)	HSVCs ISO (ppm)	WELL DIAGRAM	Lab Analysis	Remarks
		Pavement Asphalt						
		Fill material - Brown, Silty Sand, moist	SA1	0	0		PHCs, PAHs, PCBs,VOCs, metals, and ORPs.	
1.0			SA2	0	0		PHCs, PAHs, VOCs, metals, and ORPs.	
		Brown, Silty Sand, Moist	SA3	0	0		PHCs, PAHs, VOCs, metals, and ORPs.	
2.0			SA4	0	0		PHCs, PAHs, VOCs, metals, and ORPs.	
3.0			SA5	0	0		PHCs, PAHs, VOCs, metals, and ORPs.	
		BH25-11 Terminated at 3.66 m						

AllRock Consulting
174 Colonnade Road #35, Ottawa
Phone: 1-844-440-7625

Environmental Log - Borehole

BH25-12

UTM	: 18T	Drill Rig	: Truckmount Drill Rig	Job Number	: 25433
Easting (m)	: 444019.46	Driller Supplier	: Downing Drilling	Client	: PRITEC Management
Northing (m)	: 5020999.39	Logged By	: JM	Project	: 299 W Hunt Club Road-Phase I & II ESA
Ground Elevation	: Not Surveyed	Reviewed By	: GL	Location	: 299 W Hunt Club Rd, Ottawa, ON K2E 1A6, Canada
Total Depth	: 3.66 m BGL	Date	: 10/11/2025	Loc Comment	: -

Depth (m)	Graphic Log	MATERIAL DESCRIPTION	Samples	HSVCs HEX (ppm)	HSVCs ISO (ppm)	WELL DIAGRAM	Lab Analysis	Remarks
		Pavement Asphalt						
		Fill material - Brown, Silty Sand, moist	SA1	0	0		PHCs, PAHs, VOCs, metals, and ORPs.	
1.0			SA2	0	0		PHCs, PAHs, VOCs, metals, and ORPs.	
		Brown, Silty Sand, Moist	SA3	0	0		PHCs, metals, and ORPs.	
2.0			SA4	0	0		PHCs, metals, and ORPs.	
3.0			SA5	0	0		PHCs, metals, and ORPs.	
		BH25-12 Terminated at 3.66 m						

AllRock Consulting
174 Colonnade Road #35, Ottawa
Phone: 1-844-440-7625

Environmental Log - Borehole

BH25-13

UTM	: 18T	Drill Rig	: Truckmount Drill Rig	Job Number	: 25433
Easting (m)	: 444041.38	Driller Supplier	: Downing Drilling	Client	: PRITEC Management
Northing (m)	: 5021005.53	Logged By	: JM	Project	: 299 W Hunt Club Road-Phase I & II ESA
Ground Elevation	: Not Surveyed	Reviewed By	: GL	Location	: 299 W Hunt Club Rd, Ottawa, ON K2E 1A6, Canada
Total Depth	: 3.66 m BGL	Date	: 10/11/2025	Loc Comment	: -

Depth (m)	Graphic Log	MATERIAL DESCRIPTION	Samples	HSVCs HEX (ppm)	HSVCs ISO (ppm)	WELL DIAGRAM	Lab Analysis	Remarks
		Pavement Asphalt						
		Fill material - Brown, Silty Sand, moist	SA1	0	0		PHCs, PAHs, VOCs, metals, and ORPs.	
1.0			SA2	0	0		PHCs, PAHs, VOCs, metals, and ORPs.	
		Brown, Silty Sand, Moist	SA3	0	0		PHCs, metals, and ORPs.	
2.0			SA4	15	0		PHCs, metals, and ORPs.	
3.0			SA5	15	0		PHCs, metals, and ORPs.	
		BH25-13 Terminated at 3.66 m						

APPENDIX C

Summary Tables

Groundwater Analytical Results Table

Pritec Management

299 W Hunt Club Rd, Ottawa, Ontario

Sample ID	*Table 3 SCS - Coarse Textured Soil*	MW25-03	MW25-05	MW25-06	MW25-04	MW25-06 DUP
Sample Collection Date (dd/mm/yyyy)		*17-11-25*	*17-11-25*	*17-11-25*	*17-11-25*	*17-11-25*
Anions and Nutrients						
Chloride	2300	1520	**2900**	151	1750	154
Total Metals						
Sodium, total	2300	255	1000	106	397	108
Volatile Organic Compounds (VOCs)						
Acetone	130000	<20	<20	<20	<20	<20
Benzene	44	<0.50	<0.50	<0.50	<0.50	<0.50
Bromodichloromethane	85000	<0.50	<0.50	<0.50	<0.50	<0.50
Bromoform	380	<0.50	<0.50	<0.50	<0.50	<0.50
Bromomethane	5.6	<0.50	<0.50	<0.50	<0.50	<0.50
BTEX, total	-	<1.0	<1.0	<1.0	<1.0	<1.0
Carbon tetrachloride	0.79	<0.20	<0.20	<0.20	<0.20	<0.20
Chlorobenzene	630	<0.50	<0.50	<0.50	<0.50	<0.50
Chloroform	2.4	<0.50	<0.50	<0.50	<0.50	<0.50
Dibromochloromethane	82000	<0.50	<0.50	<0.50	<0.50	<0.50
Dibromoethane, 1,2-	0.25	<0.20	<0.20	<0.20	<0.20	<0.20
Dichlorobenzene, 1,2-	4600	<0.50	<0.50	<0.50	<0.50	<0.50
Dichlorobenzene, 1,3-	9600	<0.50	<0.50	<0.50	<0.50	<0.50
Dichlorobenzene, 1,4-	8	<0.50	<0.50	<0.50	<0.50	<0.50
Dichlorodifluoromethane	4400	<0.50	<0.50	0.76	<0.50	0.74
Dichloroethane, 1,1-	320	<0.50	<0.50	<0.50	<0.50	<0.50
Dichloroethane, 1,2-	1.6	<0.50	<0.50	<0.50	<0.50	<0.50
Dichloroethylene, 1,1-	1.6	<0.50	<0.50	<0.50	<0.50	<0.50
Dichloroethylene, cis-1,2-	1.6	<0.50	<0.50	<0.50	<0.50	<0.50
Dichloroethylene, trans-1,2-	1.6	<0.50	<0.50	<0.50	<0.50	<0.50
Dichloromethane	610	<1.0	<1.0	<1.0	<1.0	<1.0
Dichloropropane, 1,2-	16	<0.50	<0.50	<0.50	<0.50	<0.50
Dichloropropylene, cis+trans-1,3-	5.2	<0.50	<0.50	<0.50	<0.50	<0.50
Dichloropropylene, cis-1,3-	-	<0.30	<0.30	<0.30	<0.30	<0.30
Dichloropropylene, trans-1,3-	-	<0.30	<0.30	<0.30	<0.30	<0.30
Ethylbenzene	2300	<0.50	<0.50	<0.50	<0.50	<0.50
Hexane, n-	51	<0.50	<0.50	<0.50	<0.50	<0.50
Methyl ethyl ketone [MEK]	470000	<20	<20	<20	<20	<20
Methyl isobutyl ketone [MIBK]	140000	<20	<20	<20	<20	<20
Methyl-tert-butyl ether [MTBE]	190	<0.50	<0.50	<0.50	<0.50	<0.50
Styrene	1300	<0.50	<0.50	<0.50	<0.50	<0.50
Tetrachloroethane, 1,1,1,2-	3.3	<0.50	<0.50	<0.50	<0.50	<0.50
Tetrachloroethane, 1,1,2,2-	3.2	<0.50	<0.50	<0.50	<0.50	<0.50
Tetrachloroethylene	1.6	<0.50	<0.50	<0.50	<0.50	<0.50
Toluene	18000	<0.50	<0.50	<0.50	<0.50	<0.50
Trichloroethane, 1,1,1-	640	<0.50	<0.50	<0.50	<0.50	<0.50
Trichloroethane, 1,1,2-	4.7	<0.50	<0.50	<0.50	<0.50	<0.50
Trichloroethylene	1.6	<0.50	<0.50	<0.50	<0.50	<0.50
Trichlorofluoromethane	2500	<0.50	<0.50	<0.50	<0.50	<0.50
Vinyl chloride	0.5	<0.20	<0.20	<0.20	<0.20	<0.20
Xylene, m+p-	-	<0.40	<0.40	<0.40	<0.40	<0.40
Xylene, o-	-	<0.30	<0.30	<0.30	<0.30	<0.30
Xylenes, total	4200	<0.50	<0.50	<0.50	<0.50	<0.50
Petroleum hydrocarbons Hydrocarbons (PHCs)						
F1 (C6-C10)	750	<25	<25	<25	<25	<25
F1-BTEX	750	<25	<25	<25	<25	<25
F2 (C10-C16)	150	<100	<100	<100	<100	<100
F3 (C16-C34)	500	<250	<250	<250	<250	<250
F4 (C34-C50)	500	<250	<250	<250	<250	<250
Polycyclic Aromatic Hydrocarbons (PAH)						
Acenaphthene	600	-	<0.010	-	<0.010	-
Acenaphthylene	1.8	-	<0.010	-	<0.010	-
Acridine	-	-	<0.010	-	0.011	-
Anthracene	2.4	-	<0.010	-	<0.010	-
B(a)P total potency equivalents [B(a)P TPE]	-	-	<0.010	-	<0.010	-
Benz(a)anthracene	4.7	-	<0.010	-	<0.010	-
Benzo(a)pyrene	0.81	-	<0.0050	-	<0.0050	-
Benzo(b+j)fluoranthene	0.75	-	<0.010	-	<0.010	-
Benzo(b+j+k)fluoranthene	-	-	<0.015	-	<0.015	-
Benzo(g,h,i)perylene	0.2	-	<0.010	-	<0.010	-
Benzo(k)fluoranthene	0.4	-	<0.010	-	<0.010	-
Chrysene	1	-	<0.010	-	<0.010	-
Dibenz(a,h)anthracene	0.52	-	<0.0050	-	<0.0050	-
Fluoranthene	130	-	<0.010	-	<0.010	-
Fluorene	400	-	<0.010	-	<0.010	-
Indeno(1,2,3-c,d)pyrene	0.2	-	<0.010	-	<0.010	-
Methylnaphthalene, 1-	1800	-	<0.010	-	<0.010	-
Methylnaphthalene, 1+2-	1800	-	<0.015	-	<0.015	-
Methylnaphthalene, 2-	1800	-	<0.010	-	<0.010	-
Naphthalene	1400	-	<0.050	-	<0.050	-
PAHs, high molecular weight (BC AWQ)	-	-	<0.030	-	0.037	-
PAHs, low molecular weight (BC AWQ)	-	-	<0.060	-	<0.060	-
PAHs, total (CCME sewer 18)	-	-	<0.070	-	<0.070	-
PAHs, total (EPA 16)	-	-	<0.065	-	<0.065	-
Phenanthrene	580	-	<0.020	-	0.024	-
Pyrene	68	-	<0.010	-	0.037	-
Quinoline	-	-	<0.050	-	<0.050	-

Note:

Tables	MECP Tables
Value	Exceeds MECP Table 3 SCS - Coarse Textured Soil - All Types of Property Use
Units	All units in micrograms per Liter (µg/L)

Soil Analytical Results Table

Pritec Management

299 West Hunt Club Rd, Ottawa

Sample ID	Table 3 (ICC-CT) SCS	BH25-04 SA2	BH25-04 SA5	BH25-05 SA1	BH25-05 SA6	BH25-06 SA2	BH25-06 SA6	BH25-07 SA1	BH25-07 SA2
Sample Collection Date (dd/mm/yyyy)		11-Nov-2025	11-Nov-2025	11-Nov-2025	11-Nov-2025	11-Nov-2025	11-Nov-2025	10-Nov-2025	10-Nov-2025
Depth (mbgs)		(0.76–1.37)	(3.05–3.66)	(0–0.61)	(3.81 – 4.42)	(0.76 – 1.37)	(0.45-0.90)	(0.0-61)	(0.76-1.37)
Metals									
Hexavalent Chromium	NA	1.56	-	<0.10	0.15	0.57	-	<0.10	0.98
Antimony	40	<0.10	-	<0.10	<0.10	<0.10	-	<0.10	<0.10
Arsenic	18	2.53	-	3.82	2.04	2.51	-	1.86	2.56
Barium	670	235	-	142	111	259	-	193	260
Beryllium	8	0.7	-	0.32	0.37	0.75	-	0.42	0.77
Boron	120	7.4	-	19.3	<5.0	5.6	-	26.1	7.4
Cadmium	1.9	0.082	-	0.024	0.034	0.066	-	0.025	0.082
Chromium	160	73.8	-	15.3	26.8	97.4	-	16	87.8
Cobalt	80	14.1	-	8.93	7.59	17.4	-	7.89	16.1
Copper	230	32.9	-	10	14.8	38.5	-	12.7	38.9
Lead	120	6.55	-	12.7	3.6	7.06	-	11.7	7.06
Mercury	3.9	0.0151	-	0.0195	<0.0050	0.0095	-	0.0281	0.0143
Molybdenum	40	0.4	-	2.35	0.3	0.25	-	0.76	0.36
Nickel	270	40.1	-	15.8	14.7	50.5	-	16.5	47
Selenium	5.5	<0.20	-	<0.20	<0.20	<0.20	-	<0.20	<0.20
Silver	40	<0.10	-	<0.10	<0.10	<0.10	-	<0.10	<0.10
Thallium	3.3	0.21	-	0.181	0.111	0.271	-	0.323	0.251
Uranium	33	1.16	-	0.492	0.556	0.837	-	0.382	0.923
Vanadium	86	70	-	11.8	47.3	84.2	-	15.6	75.3
Zinc	340	69.1	-	11	38	88.3	-	15	78.9
Inorganics									
Boron (Hot Water Soluble)	2	0.35	-	1.12	<0.10	0.14	-	0.52	0.34
Electrical Conductivity (EC)	1.4	3.26	-	2.97	1.79	0.812	-	0.585	1.87
Cyanide (Free)	0.051	<0.050	-	<0.050	<0.050	<0.050	-	<0.050	<0.050
pH (1:2 CaCl2)	5 to 9	7.34	-	7.91	7.41	7.19	-	7.83	7.97
Sodium Absorption Ratio (SAR)^	12	32.5	-	1.62	3.54	8.89	-	14.5	42.6
Petroleum Hydrocarbons (PHCs)									
F1 minus BTEX	55	<5.0	<5.0	5.4	<5.0	<5.0	<5.0	6.5	<5.0
F2 minus Naphthalene	NA	<25	-	<25	<25	<25	-	<25	<25
F3 minus PAH	NA	<50	-	<50	<50	<50	-	<50	<50
F1 (C6 to C10)	55	<5.0	<5.0	5.4	<5.0	<5.0	<5.0	6.5	<5.0
F2 (C10 to C16)	230	<10	<10	<10	<10	<10	<10	<10	<10
F3 (C16 to C34)	1700	<50	<50	<50	<50	<50	<50	<50	<50
F4 (C34 to C50)	3300	<50	<50	<50	<50	<50	<50	81	<50
F4 (Gravimetric)	3300	-	-	-	-	-	-	-	-
Polycyclic Aromatic Hydrocarbons (PAHs)									
1 + 2-Methylnaphthalene	76	<0.050	-	<0.050	<0.050	<0.050	-	<0.050	<0.050
1-Methylnaphthalene	76	<0.030	-	<0.030	<0.030	<0.030	-	<0.030	<0.030
2-Methylnaphthalene	76	<0.030	-	<0.030	<0.030	<0.030	-	<0.030	<0.030
Acenaphthene	96	<0.050	-	<0.050	<0.050	<0.050	-	<0.050	<0.050
Acenaphthylene	0.15	<0.050	-	<0.050	<0.050	<0.050	-	<0.050	<0.050
Anthracene	0.67	<0.050	-	<0.050	<0.050	<0.050	-	<0.050	<0.050
Benzo(a)anthracene	0.96	<0.050	-	<0.050	<0.050	<0.050	-	<0.050	<0.050
Benzo(a)pyrene	0.3	<0.050	-	<0.050	<0.050	<0.050	-	<0.050	<0.050
Benzo(b)fluoranthene	0.96	<0.050	-	<0.050	<0.050	<0.050	-	<0.050	<0.050
Benzo(g,h,i)perylene	9.6	<0.050	-	<0.050	<0.050	<0.050	-	<0.050	<0.050
Benzo(k)fluoranthene	0.96	<0.050	-	<0.050	<0.050	<0.050	-	<0.050	<0.050
Chrysene	9.6	<0.050	-	<0.050	<0.050	<0.050	-	<0.050	<0.050
Dibenzo(a,h)anthracene	0.1	<0.050	-	<0.050	<0.050	<0.050	-	<0.050	<0.050
Fluoranthene	9.6	<0.050	-	<0.050	<0.050	<0.050	-	<0.050	<0.050
Fluorene	62	<0.050	-	<0.050	<0.050	<0.050	-	<0.050	<0.050
Indeno(1,2,3-c,d)pyrene	0.76	<0.050	-	<0.050	<0.050	<0.050	-	<0.050	<0.050
Naphthalene	9.6	<0.030	-	<0.030	<0.030	<0.030	-	<0.030	<0.030
Phenanthrene	12	<0.050	-	<0.050	<0.050	<0.050	-	<0.050	<0.050
Pyrene	96	<0.050	-	<0.050	<0.050	<0.050	-	<0.050	<0.050
Volatile Organic Compounds (VOCs)									
1,1,1,2-Tetrachloroethane	0.087	<0.050	<0.050	<0.050	<0.050	<0.050	<0.050	<0.050	<0.050
1,1,1-Trichloroethane	6.1	<0.050	<0.050	<0.050	<0.050	<0.050	<0.050	<0.050	<0.050
1,1,2,2-Tetrachloroethane	0.05	<0.050	<0.050	<0.050	<0.050	<0.050	<0.050	<0.050	<0.050
1,1,2-Trichloroethane	0.05	<0.050	<0.050	<0.050	<0.050	<0.050	<0.050	<0.050	<0.050
1,1-Dichloroethane	17	<0.050	<0.050	<0.050	<0.050	<0.050	<0.050	<0.050	<0.050
1,1-Dichloroethene	0.064	<0.050	<0.050	<0.050	<0.050	<0.050	<0.050	<0.050	<0.050
1,2-Dibromoethane	0.05	<0.050	<0.050	<0.050	<0.050	<0.050	<0.050	<0.050	<0.050
1,2-Dichlorobenzene	6.8	<0.050	<0.050	<0.050	<0.050	<0.050	<0.050	<0.050	<0.050
1,2-Dichloroethane	0.05	<0.050	<0.050	<0.050	<0.050	<0.050	<0.050	<0.050	<0.050
1,2-Dichloropropane	0.16	<0.050	<0.050	<0.050	<0.050	<0.050	<0.050	<0.050	<0.050
1,3-Dichlorobenzene	9.6	<0.050	<0.050	<0.050	<0.050	<0.050	<0.050	<0.050	<0.050
1,3-Dichloropropene, cis + trans	0.18	<0.050	<0.050	<0.050	<0.050	<0.050	<0.050	<0.050	<0.050
1,4-Dichlorobenzene	0.2	<0.050	<0.050	<0.050	<0.050	<0.050	<0.050	<0.050	<0.050
Acetone	16	<0.50	<0.50	<0.50	<0.50	<0.50	<0.50	<0.50	<0.50
Benzene	0.32	<0.0050	<0.0050	<0.0050	<0.0050	<0.0050	<0.0050	<0.0050	<0.0050
Bromodichloromethane	18	<0.050	<0.050	<0.050	<0.050	<0.050	<0.050	<0.050	<0.050
Bromoform	0.61	<0.050	<0.050	<0.050	<0.050	<0.050	<0.050	<0.050	<0.050
Bromomethane	0.05	<0.050	<0.050	<0.050	<0.050	<0.050	<0.050	<0.050	<0.050
Carbon tetrachloride	0.21	<0.05	<0.05	<0.05	<0.05	<0.05	<0.05	<0.05	<0.05
Chloroform	0.47	<0.05	<0.05	<0.05	<0.05	<0.05	<0.05	<0.05	<0.05
cis-1,2-Dichloroethene	1.3	<0.05	<0.05	<0.05	<0.05	<0.05	<0.05	<0.05	<0.05
cis-1,3-Dichloropropene	NA	<0.05	<0.05	<0.05	<0.05	<0.05	<0.05	<0.05	<0.05
Dibromochloromethane	13	<0.05	<0.05	<0.05	<0.05	<0.05	<0.05	<0.05	<0.05
Dichlorodifluoromethane	16	<0.05	<0.05	<0.05	<0.05	<0.05	<0.05	<0.05	<0.05
Dichloromethane	1.6	<0.045	<0.045	<0.045	<0.045	<0.045	<0.045	<0.045	<0.045
Ethylbenzene	9.5	<0.015	<0.015	<0.015	<0.015	<0.015	<0.015	<0.015	<0.015
Hexane	46	0.064	<0.050	0.086	<0.050	<0.050	<0.050	0.182	<0.050
m/p-Xylene	NA	<0.05	<0.05	<0.05	<0.05	<0.05	<0.05	<0.05	<0.05
Methyl ethyl ketone (MEK)	70	<0.5	<0.5	<0.5	<0.5	<0.5	<0.5	<0.5	<0.5
Methyl isobutyl ketone (MIBK)	31	<0.5	<0.5	<0.5	<0.5	<0.5	<0.5	<0.5	<0.5
Methyl tert-butyl ether (MTBE)	11	<0.05	<0.05	<0.05	<0.05	<0.05	<0.05	<0.05	<0.05
Monochlorobenzene	2.4	<0.05	<0.05	<0.05	<0.05	<0.05	<0.05	<0.05	<0.05
o-Xylene	NA	<0.05	<0.05	<0.05	<0.05	<0.05	<0.05	<0.05	<0.05
Styrene	34	<0.05	<0.05	<0.05	<0.05	<0.05	<0.05	<0.05	<0.05
Tetrachloroethylene (PCE)	4.5	<0.05	<0.05	<0.05	<0.05	<0.05	<0.05	<0.05	<0.05
Toluene	68	<0.050	<0.050	<0.050	<0.050	<0.050	<0.050	<0.050	<0.050
trans-1,2-Dichloroethene	55	<0.05	<0.05	<0.05	<0.05	<0.05	<0.05	<0.05	<0.05
trans-1,3-Dichloropropene	NA	<0.05	<0.05	<0.05	<0.05	<0.05	<0.05	<0.05	<0.05
Trichloroethylene (TCE)	0.91	<0.010	<0.010	<0.010	<0.010	<0.010	<0.010	<0.010	<0.010
Trichlorofluoromethane	4	<0.05	<0.05	<0.05	<0.05	<0.05	<0.05	<0.05	<0.05
Vinyl chloride	0.032	<0.020	<0.020	<0.020	<0.020	<0.020	<0.020	<0.020	<0.020
Xylene (Total)	26	<0.050	<0.050	<0.050	<0.050	<0.050	<0.050	<0.050	<0.050
Polychlorinated Biphenyls (PCBs)									
Polychlorinated biphenyls [PCBs], total	0.03	-	-	-	-	<0.030	-	<0.030	-

Tables	MECP Tables Coars Textured (CT)
Value	Exceeds MECP Full Depth Table 3 (ICC-CT) SCS
Units	All Units in micrograms per gram (mg/kg) and EC in (mS/cm)
mbgs	Meters Below Ground Surface

Soil Analytical Results Table

Pritec Management

299 West Hunt Club Rd, Ottawa

Sample ID	Table 3 (ICC-CT) SCS	BH25-07 SA3	BH25-07 SA4	BH25-07 SA5	BH25-08 SA1	BH25-08 SA2	BH25-08 SA3	BH25-08 SA4	BH25-08 SA5
Sample Collection Date (dd/mm/yyyy)		10-Nov-2025	10-Nov-2025	10-Nov-2025	10-Nov-2025	10-Nov-2025	10-Nov-2025	10-Nov-2025	10-Nov-2025
Depth (mbgs)		(1.52-2.13)	(2.29-2.90)	(3.05-3.66)	(0.0-61)	(0.76-1.37)	(1.52-2.13)	(2.29-2.90)	(3.05-3.66)
Metals									
Hexavalent Chromium	NA	0.49	0.71	0.68	<0.10	0.55	0.56	0.93	0.66
Antimony	40	<0.10	<0.10	<0.10	<0.10	<0.10	<0.10	<0.10	<0.10
Arsenic	18	2.63	2.91	2.14	1.73	1.88	2.24	2.83	2.73
Barium	670	300	363	174	309	173	272	350	265
Beryllium	8	0.84	1	0.56	0.35	0.54	0.8	0.92	0.85
Boron	120	6	8.4	5.3	19.3	<5.0	<5.0	6.5	8
Cadmium	1.9	0.103	0.113	0.05	0.03	0.115	0.102	0.095	0.078
Chromium	160	109	137	51.6	15.9	56.6	98.2	164	98.6
Cobalt	80	22.9	29.1	11.5	8.06	14.2	19.7	25.2	19.7
Copper	230	43.9	52.7	24.7	10.9	17.7	38.5	54.9	39.8
Lead	120	7.9	9.77	4.97	11.1	4.74	6.88	9.3	7.25
Mercury	3.9	0.01	0.0087	0.0061	0.0226	0.0074	0.0069	0.0095	0.0055
Molybdenum	40	0.29	0.39	0.29	0.85	0.27	0.26	0.28	0.25
Nickel	270	59.5	74.7	27.9	16.2	28.8	52.9	77.5	53.8
Selenium	5.5	<0.20	<0.20	<0.20	<0.20	<0.20	<0.20	<0.20	<0.20
Silver	40	<0.10	<0.10	<0.10	<0.10	<0.10	<0.10	<0.10	<0.10
Thallium	3.3	0.322	0.367	0.188	0.242	0.158	0.287	0.374	0.297
Uranium	33	0.852	0.958	0.641	0.39	0.769	0.738	0.897	0.766
Vanadium	86	94	106	65.4	13.9	55.2	82.8	113	91
Zinc	340	97.7	112	60.8	20.2	62.6	89.5	122	96.2
Inorganics									
Boron (Hot Water Soluble)	2	0.15	0.16	<0.20	0.73	0.3	<0.10	<0.10	<0.10
Electrical Conductivity (EC)	1.4	2.73	2.34	1.71	0.275	0.424	0.535	0.488	0.31
Cyanide (Free)	0.051	<0.050	<0.050	<0.050	<0.050	<0.050	<0.050	<0.050	<0.050
pH (1:2 CaCl2)	5 to 9	7.32	7.19	7.67	7.91	7.11	6.66	7.1	6.69
Sodium Absorption Ratio (SAR)^	12	47.5	35.6	30.9	0.86	1.73	1.62	0.92	1.01
Petroleum Hydrocarbons (PHCs)									
F1 minus BTEX	55	<5.0	<5.0	<5.0	<5.0	<5.0	<5.0	<5.0	<5.0
F2 minus Naphthalene	NA	<25	<25	<25	<25	<25	<25	<25	<25
F3 minus PAH	NA	<50	<50	<50	<50	<50	<50	<50	<50
F1 (C6 to C10)	55	<5.0	<5.0	<5.0	<5.0	<5.0	<5.0	<5.0	<5.0
F2 (C10 to C16)	230	<10	<10	<10	<10	<10	<10	<10	<10
F3 (C16 to C34)	1700	<50	<50	<50	<50	<50	<50	<50	<50
F4 (C34 to C50)	3300	<50	<50	<50	<50	<50	<50	<50	<50
F4 (Gravimetric)	3300	-	-	-	-	-	-	-	-
Polycyclic Aromatic Hydrocarbons (PAHs)									
1 + 2-Methylnaphthalene	76	<0.050	<0.050	<0.050	<0.050	<0.050	<0.050	<0.050	<0.050
1-Methylnaphthalene	76	<0.030	<0.030	<0.030	<0.030	<0.030	<0.030	<0.030	<0.030
2-Methylnaphthalene	76	<0.030	<0.030	<0.030	<0.030	<0.030	<0.030	<0.030	<0.030
Acenaphthene	96	<0.050	<0.050	<0.050	<0.050	<0.050	<0.050	<0.050	<0.050
Acenaphthylene	0.15	<0.050	<0.050	<0.050	<0.050	<0.050	<0.050	<0.050	<0.050
Anthracene	0.67	<0.050	<0.050	<0.050	<0.050	<0.050	<0.050	<0.050	<0.050
Benzo(a)anthracene	0.96	<0.050	<0.050	<0.050	<0.050	<0.050	<0.050	<0.050	<0.050
Benzo(a)pyrene	0.3	<0.050	<0.050	<0.050	<0.050	<0.050	<0.050	<0.050	<0.050
Benzo(b)fluoranthene	0.96	<0.050	<0.050	<0.050	<0.050	<0.050	<0.050	<0.050	<0.050
Benzo(g,h,i)perylene	9.6	<0.050	<0.050	<0.050	<0.050	<0.050	<0.050	<0.050	<0.050
Benzo(k)fluoranthene	0.96	<0.050	<0.050	<0.050	<0.050	<0.050	<0.050	<0.050	<0.050
Chrysene	9.6	<0.050	<0.050	<0.050	<0.050	<0.050	<0.050	<0.050	<0.050
Dibenzo(a,h)anthracene	0.1	<0.050	<0.050	<0.050	<0.050	<0.050	<0.050	<0.050	<0.050
Fluoranthene	9.6	<0.050	<0.050	<0.050	<0.050	<0.050	<0.050	<0.050	<0.050
Fluorene	62	<0.050	<0.050	<0.050	<0.050	<0.050	<0.050	<0.050	<0.050
Indeno(1,2,3-c,d)pyrene	0.76	<0.050	<0.050	<0.050	<0.050	<0.050	<0.050	<0.050	<0.050
Naphthalene	9.6	<0.030	<0.030	<0.030	<0.030	<0.030	<0.030	<0.030	<0.030
Phenanthrene	12	<0.050	<0.050	<0.050	<0.050	<0.050	<0.050	<0.050	<0.050
Pyrene	96	<0.050	<0.050	<0.050	<0.050	<0.050	<0.050	<0.050	<0.050
Volatile Organic Compounds (VOCs)									
1,1,1,2-Tetrachloroethane	0.087	<0.050	<0.050	<0.050	<0.050	<0.050	<0.050	<0.050	<0.050
1,1,1-Trichloroethane	6.1	<0.050	<0.050	<0.050	<0.050	<0.050	<0.050	<0.050	<0.050
1,1,2,2-Tetrachloroethane	0.05	<0.050	<0.050	<0.050	<0.050	<0.050	<0.050	<0.050	<0.050
1,1,2-Trichloroethane	0.05	<0.050	<0.050	<0.050	<0.050	<0.050	<0.050	<0.050	<0.050
1,1-Dichloroethane	17	<0.050	<0.050	<0.050	<0.050	<0.050	<0.050	<0.050	<0.050
1,1-Dichloroethene	0.064	<0.050	<0.050	<0.050	<0.050	<0.050	<0.050	<0.050	<0.050
1,2-Dibromoethane	0.05	<0.050	<0.050	<0.050	<0.050	<0.050	<0.050	<0.050	<0.050
1,2-Dichlorobenzene	6.8	<0.050	<0.050	<0.050	<0.050	<0.050	<0.050	<0.050	<0.050
1,2-Dichloroethane	0.05	<0.050	<0.050	<0.050	<0.050	<0.050	<0.050	<0.050	<0.050
1,2-Dichloropropane	0.16	<0.050	<0.050	<0.050	<0.050	<0.050	<0.050	<0.050	<0.050
1,3-Dichlorobenzene	9.6	<0.050	<0.050	<0.050	<0.050	<0.050	<0.050	<0.050	<0.050
1,3-Dichloropropene, cis + trans	0.18	<0.050	<0.050	<0.050	<0.050	<0.050	<0.050	<0.050	<0.050
1,4-Dichlorobenzene	0.2	<0.050	<0.050	<0.050	<0.050	<0.050	<0.050	<0.050	<0.050
Acetone	16	<0.50	<0.50	<0.50	<0.50	<0.50	<0.50	<0.50	<0.50
Benzene	0.32	<0.0050	<0.0050	<0.0050	<0.0050	<0.0050	<0.0050	<0.0050	<0.0050
Bromodichloromethane	18	<0.050	<0.050	<0.050	<0.050	<0.050	<0.050	<0.050	<0.050
Bromoform	0.61	<0.050	<0.050	<0.050	<0.050	<0.050	<0.050	<0.050	<0.050
Bromomethane	0.05	<0.050	<0.050	<0.050	<0.050	<0.050	<0.050	<0.050	<0.050
Carbon tetrachloride	0.21	<0.05	<0.05	<0.05	<0.05	<0.05	<0.05	<0.05	<0.05
Chloroform	0.47	<0.05	<0.05	<0.05	<0.05	<0.05	<0.05	<0.05	<0.05
cis-1,2-Dichloroethene	1.3	<0.05	<0.05	<0.05	<0.05	<0.05	<0.05	<0.05	<0.05
cis-1,3-Dichloropropene	NA	<0.05	<0.05	<0.05	<0.05	<0.05	<0.05	<0.05	<0.05
Dibromochloromethane	13	<0.05	<0.05	<0.05	<0.05	<0.05	<0.05	<0.05	<0.05
Dichlorodifluoromethane	16	<0.05	<0.05	<0.05	<0.05	<0.05	<0.05	<0.05	<0.05
Dichloromethane	1.6	<0.045	<0.045	<0.045	<0.045	<0.045	<0.045	<0.045	<0.045
Ethylbenzene	9.5	<0.015	<0.015	<0.015	<0.015	<0.015	<0.015	<0.015	<0.015
Hexane	46	<0.050	<0.050	<0.050	0.109	<0.050	<0.050	<0.050	<0.050
m/p-Xylene	NA	<0.05	<0.05	<0.05	<0.05	<0.05	<0.05	<0.05	<0.05
Methyl ethyl ketone (MEK)	70	<0.5	<0.5	<0.5	<0.5	<0.5	<0.5	<0.5	<0.5
Methyl isobutyl ketone (MIBK)	31	<0.5	<0.5	<0.5	<0.5	<0.5	<0.5	<0.5	<0.5
Methyl tert-butyl ether (MTBE)	11	<0.05	<0.05	<0.05	<0.05	<0.05	<0.05	<0.05	<0.05
Monochlorobenzene	2.4	<0.05	<0.05	<0.05	<0.05	<0.05	<0.05	<0.05	<0.05
o-Xylene	NA	<0.05	<0.05	<0.05	<0.05	<0.05	<0.05	<0.05	<0.05
Styrene	34	<0.05	<0.05	<0.05	<0.05	<0.05	<0.05	<0.05	<0.05
Tetrachloroethylene (PCE)	4.5	<0.05	<0.05	<0.05	<0.05	<0.05	<0.05	<0.05	<0.05
Toluene	68	<0.050	<0.050	<0.050	<0.050	<0.050	<0.050	<0.050	<0.050
trans-1,2-Dichloroethene	55	<0.05	<0.05	<0.05	<0.05	<0.05	<0.05	<0.05	<0.05
trans-1,3-Dichloropropene	NA	<0.05	<0.05	<0.05	<0.05	<0.05	<0.05	<0.05	<0.05
Trichloroethylene (TCE)	0.91	<0.010	<0.010	<0.010	<0.010	<0.010	<0.010	<0.010	<0.010
Trichlorofluoromethane	4	<0.05	<0.05	<0.05	<0.05	<0.05	<0.05	<0.05	<0.05
Vinyl chloride	0.032	<0.020	<0.020	<0.020	<0.020	<0.020	<0.020	<0.020	<0.020
Xylene (Total)	26	<0.050	<0.050	<0.050	<0.050	<0.050	<0.050	<0.050	<0.050
Polychlorinated Biphenyls (PCBs)									
Polychlorinated biphenyls [PCBs], total	0.03	-	-	-	-	-	-	-	-

Tables	MECP Tables Coars Textured (CT)
Value	Exceeds MECP Full Depth Table 3 (ICC-CT) SCS
Units	All Units in micrograms per gram (mg/kg) and EC in (mS/cm)
mbgs	Meters Below Ground Surface

Soil Analytical Results Table

Pritec Management

299 West Hunt Club Rd, Ottawa

Sample ID	Table 3 (ICC-CT) SCS	BH25-09 SA1	BH25-09 SA2	BH25-09 SA3	BH25-09 SA4	BH25-09 SA5	BH25-10 SA1	BH25-10 SA2	BH25-10 SA3
Sample Collection Date (dd/mm/yyyy)		10-Nov-2025	10-Nov-2025	10-Nov-2025	10-Nov-2025	10-Nov-2025	10-Nov-2025	10-Nov-2025	10-Nov-2025
Depth (mbgs)		(0.0-61)	(0.76-1.37)	(1.52-2.13)	(2.29-2.90)	(3.05-3.66)	(0.0-61)	(0.76-1.37)	(1.52-2.13)
Metals									
Hexavalent Chromium	NA	<0.10	1.24	0.76	1.01	0.4	<0.10	1.23	0.76
Antimony	40	<0.10	<0.10	<0.10	<0.10	<0.10	<0.10	<0.10	<0.10
Arsenic	18	3	2.1	2.58	2.56	2.83	1.46	2.37	2.66
Barium	670	247	197	299	326	355	262	252	306
Beryllium	8	0.4	0.67	0.88	0.85	0.99	0.33	0.78	0.87
Boron	120	17.9	6	6	5.9	6.7	20.8	5.8	5.9
Cadmium	1.9	0.044	0.089	0.078	0.102	0.104	0.03	0.121	0.095
Chromium	160	27.3	72.4	111	135	160	15.4	87.2	113
Cobalt	80	11.5	12.3	17.5	23.7	26.2	6.64	18.3	22.4
Copper	230	14.7	29.1	37.4	48.8	53.7	9.48	33.1	44.9
Lead	120	11.8	5.82	8.12	8.19	8.49	9.33	6.93	8.17
Mercury	3.9	0.0274	0.0115	0.0136	0.0094	0.0077	0.02	0.0114	0.0092
Molybdenum	40	1.2	0.25	0.26	0.29	0.26	0.78	0.28	0.27
Nickel	270	23.5	37.5	56	70.1	74.8	13.6	45.5	60.2
Selenium	5.5	<0.20	<0.20	<0.20	<0.20	<0.20	<0.20	<0.20	<0.20
Silver	40	<0.10	<0.10	<0.10	<0.10	0.11	<0.10	<0.10	<0.10
Thallium	3.3	0.236	0.2	0.321	0.355	0.385	0.199	0.254	0.329
Uranium	33	0.536	0.89	1.03	0.91	0.916	0.434	0.904	0.929
Vanadium	86	26.1	62.9	**87.6**	**103**	**115**	14.5	74.4	**97.6**
Zinc	340	26.1	63.4	95.5	111	125	23.6	78.5	105
Inorganics									
Boron (Hot Water Soluble)	2	0.45	0.12	<0.20	<0.10	0.1	1.01	<0.10	<0.10
Electrical Conductivity (EC)	1.4	0.402	**1.42**	**2.01**	**1.86**	1.39	**2.12**	1.39	0.688
Cyanide (Free)	0.051	<0.050	<0.050	<0.050	<0.050	<0.050	<0.050	<0.050	<0.050
pH (1:2 CaCl2)	5 to 9	7.85	7.13	7.26	6.54	6.7	7.88	7.12	6.89
Sodium Absorption Ratio (SAR)^	12	5.45	**33.5**	3.19	1.68	2.07	0.19	0.53	0.66
Petroleum Hydrocarbons (PHCs)									
F1 minus BTEX	55	<5.0	<5.0	<5.0	<5.0	<5.0	<5.0	<5.0	<5.0
F2 minus Naphthalene	NA	<25	<25	<25	<25	<25	<25	<25	<25
F3 minus PAH	NA	<50	<50	<50	<50	<50	<50	<50	<50
F1 (C6 to C10)	55	<5.0	<5.0	<5.0	<5.0	<5.0	<5.0	<5.0	<5.0
F2 (C10 to C16)	230	<10	<10	<10	<10	<10	<10	<10	<10
F3 (C16 to C34)	1700	<50	<50	<50	<50	<50	<50	<50	<50
F4 (C34 to C50)	3300	<50	<50	<50	<50	<50	<50	<50	<50
F4 (Gravimetric)	3300	-	-	-	-	-	-	-	-
Polycyclic Aromatic Hydrocarbons (PAHs)									
1 + 2-Methylnaphthalene	76	<0.050	<0.050	<0.050	<0.050	<0.050	<0.050	<0.050	<0.050
1-Methylnaphthalene	76	<0.030	<0.030	<0.030	<0.030	<0.030	<0.030	<0.030	<0.030
2-Methylnaphthalene	76	<0.030	<0.030	<0.030	<0.030	<0.030	<0.030	<0.030	<0.030
Acenaphthene	96	<0.050	<0.050	<0.050	<0.050	<0.050	<0.050	<0.050	<0.050
Acenaphthylene	0.15	<0.050	<0.050	<0.050	<0.050	<0.050	<0.050	<0.050	<0.050
Anthracene	0.67	<0.050	<0.050	<0.050	<0.050	<0.050	<0.050	<0.050	<0.050
Benzo(a)anthracene	0.96	<0.050	<0.050	<0.050	<0.050	<0.050	<0.050	<0.050	<0.050
Benzo(a)pyrene	0.3	<0.050	<0.050	<0.050	<0.050	<0.050	<0.050	<0.050	<0.050
Benzo(b)fluoranthene	0.96	<0.050	<0.050	<0.050	<0.050	<0.050	<0.050	<0.050	<0.050
Benzo(g,h,i)perylene	9.6	<0.050	<0.050	<0.050	<0.050	<0.050	<0.050	<0.050	<0.050
Benzo(k)fluoranthene	0.96	<0.050	<0.050	<0.050	<0.050	<0.050	<0.050	<0.050	<0.050
Chrysene	9.6	<0.050	<0.050	<0.050	<0.050	<0.050	<0.050	<0.050	<0.050
Dibenzo(a,h)anthracene	0.1	<0.050	<0.050	<0.050	<0.050	<0.050	<0.050	<0.050	<0.050
Fluoranthene	9.6	<0.050	<0.050	<0.050	<0.050	<0.050	<0.050	<0.050	<0.050
Fluorene	62	<0.050	<0.050	<0.050	<0.050	<0.050	<0.050	<0.050	<0.050
Indeno(1,2,3-c,d)pyrene	0.76	<0.050	<0.050	<0.050	<0.050	<0.050	<0.050	<0.050	<0.050
Naphthalene	9.6	<0.030	<0.030	<0.030	<0.030	<0.030	<0.030	<0.030	<0.030
Phenanthrene	12	<0.050	<0.050	<0.050	<0.050	<0.050	<0.050	<0.050	<0.050
Pyrene	96	<0.050	<0.050	<0.050	<0.050	<0.050	<0.050	<0.050	<0.050
Volatile Organic Compounds (VOCs)									
1,1,1,2-Tetrachloroethane	0.087	<0.050	<0.050	<0.050	<0.050	<0.050	<0.050	<0.050	<0.050
1,1,1-Trichloroethane	6.1	<0.050	<0.050	<0.050	<0.050	<0.050	<0.050	<0.050	<0.050
1,1,2,2-Tetrachloroethane	0.05	<0.050	<0.050	<0.050	<0.050	<0.050	<0.050	<0.050	<0.050
1,1,2-Trichloroethane	0.05	<0.050	<0.050	<0.050	<0.050	<0.050	<0.050	<0.050	<0.050
1,1-Dichloroethane	17	<0.050	<0.050	<0.050	<0.050	<0.050	<0.050	<0.050	<0.050
1,1-Dichloroethene	0.064	<0.050	<0.050	<0.050	<0.050	<0.050	<0.050	<0.050	<0.050
1,2-Dibromoethane	0.05	<0.050	<0.050	<0.050	<0.050	<0.050	<0.050	<0.050	<0.050
1,2-Dichlorobenzene	6.8	<0.050	<0.050	<0.050	<0.050	<0.050	<0.050	<0.050	<0.050
1,2-Dichloroethane	0.05	<0.050	<0.050	<0.050	<0.050	<0.050	<0.050	<0.050	<0.050
1,2-Dichloropropane	0.16	<0.050	<0.050	<0.050	<0.050	<0.050	<0.050	<0.050	<0.050
1,3-Dichlorobenzene	9.6	<0.050	<0.050	<0.050	<0.050	<0.050	<0.050	<0.050	<0.050
1,3-Dichloropropene, cis + trans	0.18	<0.050	<0.050	<0.050	<0.050	<0.050	<0.050	<0.050	<0.050
1,4-Dichlorobenzene	0.2	<0.050	<0.050	<0.050	<0.050	<0.050	<0.050	<0.050	<0.050
Acetone	16	<0.50	<0.50	<0.50	<0.50	<0.50	<0.50	<0.50	<0.50
Benzene	0.32	<0.0050	<0.0050	<0.0050	<0.0050	<0.0050	<0.0050	<0.0050	<0.0050
Bromodichloromethane	18	<0.050	<0.050	<0.050	<0.050	<0.050	<0.050	<0.050	<0.050
Bromoform	0.61	<0.050	<0.050	<0.050	<0.050	<0.050	<0.050	<0.050	<0.050
Bromomethane	0.05	<0.050	<0.050	<0.050	<0.050	<0.050	<0.050	<0.050	<0.050
Carbon tetrachloride	0.21	<0.05	<0.05	<0.05	<0.05	<0.05	<0.05	<0.05	<0.05
Chloroform	0.47	<0.05	<0.05	<0.05	<0.05	<0.05	<0.05	<0.05	<0.05
cis-1,2-Dichloroethene	1.3	<0.05	<0.05	<0.05	<0.05	<0.05	<0.05	<0.05	<0.05
cis-1,3-Dichloropropene	NA	<0.05	<0.05	<0.05	<0.05	<0.05	<0.05	<0.05	<0.05
Dibromochloromethane	13	<0.05	<0.05	<0.05	<0.05	<0.05	<0.05	<0.05	<0.05
Dichlorodifluoromethane	16	<0.05	<0.05	<0.05	<0.05	<0.05	<0.05	<0.05	<0.05
Dichloromethane	1.6	<0.045	<0.045	<0.045	<0.045	<0.045	<0.045	<0.045	<0.045
Ethylbenzene	9.5	<0.015	<0.015	<0.015	<0.015	<0.015	<0.015	<0.015	<0.015
Hexane	46	<0.050	<0.050	<0.050	<0.050	<0.050	<0.050	<0.050	<0.050
m/p-Xylene	NA	<0.05	<0.05	<0.05	<0.05	<0.05	<0.05	<0.05	<0.05
Methyl ethyl ketone (MEK)	70	<0.5	<0.5	<0.5	<0.5	<0.5	<0.5	<0.5	<0.5
Methyl isobutyl ketone (MIBK)	31	<0.5	<0.5	<0.5	<0.5	<0.5	<0.5	<0.5	<0.5
Methyl tert-butyl ether (MTBE)	11	<0.05	<0.05	<0.05	<0.05	<0.05	<0.05	<0.05	<0.05
Monochlorobenzene	2.4	<0.05	<0.05	<0.05	<0.05	<0.05	<0.05	<0.05	<0.05
o-Xylene	NA	<0.05	<0.05	<0.05	<0.05	<0.05	<0.05	<0.05	<0.05
Styrene	34	<0.05	<0.05	<0.05	<0.05	<0.05	<0.05	<0.05	<0.05
Tetrachloroethylene (PCE)	4.5	<0.05	<0.05	<0.05	<0.05	<0.05	<0.05	<0.05	<0.05
Toluene	68	<0.050	<0.050	<0.050	<0.050	<0.050	<0.050	<0.050	<0.050
trans-1,2-Dichloroethene	55	<0.05	<0.05	<0.05	<0.05	<0.05	<0.05	<0.05	<0.05
trans-1,3-Dichloropropene	NA	<0.05	<0.05	<0.05	<0.05	<0.05	<0.05	<0.05	<0.05
Trichloroethylene (TCE)	0.91	<0.010	<0.010	<0.010	<0.010	<0.010	<0.010	<0.010	<0.010
Trichlorofluoromethane	4	<0.05	<0.05	<0.05	<0.05	<0.05	<0.05	<0.05	<0.05
Vinyl chloride	0.032	<0.020	<0.020	<0.020	<0.020	<0.020	<0.020	<0.020	<0.020
Xylene (Total)	26	<0.050	<0.050	<0.050	<0.050	<0.050	<0.050	<0.050	<0.050
Polychlorinated Biphenyls (PCBs)									
Polychlorinated biphenyls [PCBs], total	0.03	<0.030	-	-	-	-	<0.030	-	-

Tables	MECP Tables Coars Textured (CT)
Value	Exceeds MECP Full Depth Table 3 (ICC-CT) SCS
Units	All Units in micrograms per gram (mg/kg) and EC in (mS/cm)
mbgs	Meters Below Ground Surface

Soil Analytical Results Table

Pritec Management

299 West Hunt Club Rd, Ottawa

Sample ID	Table 3 (ICC-CT) SCS	BH25-10 SA4	BH25-10 SA5	BH25-11 SA1	BH25-11 SA2	BH25-11 SA3	BH25-11 SA4	BH25-11 SA5	BH25-12 SA1
Sample Collection Date (dd/mm/yyyy)		10-Nov-2025	10-Nov-2025	10-Nov-2025	10-Nov-2025	10-Nov-2025	10-Nov-2025	10-Nov-2025	10-Nov-2025
Depth (mbgs)		(2.29-2.90)	(3.05-3.66)	(0.0-61)	(0.76-1.37)	(1.52-2.13)	(2.29-2.90)	(3.05-3.66)	(0.0-61)
Metals									
Hexavalent Chromium	NA	0.58	0.58	<0.10	0.66	0.57	0.68	0.68	<0.10
Antimony	40	<0.10	<0.10	<0.10	<0.10	<0.10	<0.10	<0.10	<0.10
Arsenic	18	2.57	2.52	1.92	1.9	2.35	2.62	2.2	1.64
Barium	670	315	337	136	174	306	305	278	539
Beryllium	8	0.81	0.96	0.38	0.6	0.78	0.86	0.71	0.36
Boron	120	6.5	8	26.5	5.7	5	5.9	6	22.7
Cadmium	1.9	0.1	0.114	0.022	0.067	0.105	0.101	0.087	<0.020
Chromium	160	111	137	15.3	63.4	120	140	102	13.9
Cobalt	80	21.3	26	8.22	11.9	25	24.4	20.6	7.41
Copper	230	41	50	12.3	28.3	43	51.7	41.6	9.69
Lead	120	7.74	8.32	12.3	5.34	7.62	8.46	6.2	9.87
Mercury	3.9	0.0095	0.0069	0.0297	0.0108	0.0056	0.0078	0.0086	0.0216
Molybdenum	40	0.35	0.25	1.07	0.24	0.27	0.26	0.31	0.78
Nickel	270	58.3	68.3	16.5	33.7	62.4	71.4	51.3	14.4
Selenium	5.5	<0.20	<0.20	<0.20	<0.20	<0.20	<0.20	<0.20	<0.20
Silver	40	<0.10	0.14	<0.10	<0.10	<0.10	<0.10	0.13	<0.10
Thallium	3.3	0.316	0.38	0.18	0.205	0.325	0.361	0.289	0.235
Uranium	33	0.838	0.894	0.492	0.867	0.849	0.936	0.751	0.406
Vanadium	86	**95.3**	**113**	14.5	58.1	**92.3**	**111**	**89.9**	12.6
Zinc	340	98	123	12.3	58	99.5	117	90.9	11
Inorganics									
Boron (Hot Water Soluble)	2	<0.10	<0.20	0.77	0.23	<0.20	<0.20	<0.20	0.69
Electrical Conductivity (EC)	1.4	0.895	0.534	0.343	0.624	0.634	0.652	1.01	0.445
Cyanide (Free)	0.051	<0.050	<0.050	<0.050	<0.050	<0.050	<0.050	<0.050	<0.050
pH (1:2 CaCl2)	5 to 9	6.69	6.63	7.96	7.25	6.86	6.35	6.29	7.83
Sodium Absorption Ratio (SAR)^	12	0.74	1.02	5.31	11.8	6.43	4.58	2.23	7.28
Petroleum Hydrocarbons (PHCs)									
F1 minus BTEX	55	<5.0	<5.0	<5.0	<5.0	<5.0	<5.2	<5.0	<5.0
F2 minus Naphthalene	NA	<25	<25	<25	<25	<25	<25	<25	<25
F3 minus PAH	NA	<50	<50	<50	<50	<50	<50	<50	<50
F1 (C6 to C10)	55	<5.0	<5.0	<5.0	<5.0	<5.0	<5.2	<5.0	<5.0
F2 (C10 to C16)	230	<10	<10	<10	<10	<10	<10	<10	<10
F3 (C16 to C34)	1700	<50	<50	<50	<50	<50	<50	<50	<50
F4 (C34 to C50)	3300	<50	<50	<50	<50	<50	<50	<50	<50
F4 (Gravimetric)	3300	-	-	-	-	-	-	-	-
Polycyclic Aromatic Hydrocarbons (PAHs)									
1 + 2-Methylnaphthalene	76	<0.050	<0.050	<0.050	<0.050	<0.050	<0.050	<0.050	<0.050
1-Methylnaphthalene	76	<0.030	<0.030	<0.030	<0.030	<0.030	<0.030	<0.030	<0.030
2-Methylnaphthalene	76	<0.030	<0.030	<0.030	<0.030	<0.030	<0.030	<0.030	<0.030
Acenaphthene	96	<0.050	<0.050	<0.050	<0.050	<0.050	<0.050	<0.050	<0.050
Acenaphthylene	0.15	<0.050	<0.050	<0.050	<0.050	<0.050	<0.050	<0.050	<0.050
Anthracene	0.67	<0.050	<0.050	<0.050	<0.050	<0.050	<0.050	<0.050	<0.050
Benzo(a)anthracene	0.96	<0.050	<0.050	<0.050	<0.050	<0.050	<0.050	<0.050	<0.050
Benzo(a)pyrene	0.3	<0.050	<0.050	<0.050	<0.050	<0.050	<0.050	<0.050	<0.050
Benzo(b)fluoranthene	0.96	<0.050	<0.050	<0.050	<0.050	<0.050	<0.050	<0.050	<0.050
Benzo(g,h,i)perylene	9.6	<0.050	<0.050	<0.050	<0.050	<0.050	<0.050	<0.050	<0.050
Benzo(k)fluoranthene	0.96	<0.050	<0.050	<0.050	<0.050	<0.050	<0.050	<0.050	<0.050
Chrysene	9.6	<0.050	<0.050	<0.050	<0.050	<0.050	<0.050	<0.050	<0.050
Dibenzo(a,h)anthracene	0.1	<0.050	<0.050	<0.050	<0.050	<0.050	<0.050	<0.050	<0.050
Fluoranthene	9.6	<0.050	<0.050	<0.050	<0.050	<0.050	<0.050	<0.050	<0.050
Fluorene	62	<0.050	<0.050	<0.050	<0.050	<0.050	<0.050	<0.050	<0.050
Indeno(1,2,3-c,d)pyrene	0.76	<0.050	<0.050	<0.050	<0.050	<0.050	<0.050	<0.050	<0.050
Naphthalene	9.6	<0.030	<0.030	<0.030	<0.030	<0.030	<0.030	<0.030	<0.030
Phenanthrene	12	<0.050	<0.050	<0.050	<0.050	<0.050	<0.050	<0.050	<0.050
Pyrene	96	<0.050	<0.050	<0.050	<0.050	<0.050	<0.050	<0.050	<0.050
Volatile Organic Compounds (VOCs)									
1,1,1,2-Tetrachloroethane	0.087	<0.050	<0.050	<0.050	<0.050	<0.050	<0.050	<0.050	<0.050
1,1,1-Trichloroethane	6.1	<0.050	<0.050	<0.050	<0.050	<0.050	<0.050	<0.050	<0.050
1,1,2,2-Tetrachloroethane	0.05	<0.050	<0.050	<0.050	<0.050	<0.050	<0.050	<0.050	<0.050
1,1,2-Trichloroethane	0.05	<0.050	<0.050	<0.050	<0.050	<0.050	<0.050	<0.050	<0.050
1,1-Dichloroethane	17	<0.050	<0.050	<0.050	<0.050	<0.050	<0.050	<0.050	<0.050
1,1-Dichloroethene	0.064	<0.050	<0.050	<0.050	<0.050	<0.050	<0.050	<0.050	<0.050
1,2-Dibromoethane	0.05	<0.050	<0.050	<0.050	<0.050	<0.050	<0.050	<0.050	<0.050
1,2-Dichlorobenzene	6.8	<0.050	<0.050	<0.050	<0.050	<0.050	<0.050	<0.050	<0.050
1,2-Dichloroethane	0.05	<0.050	<0.050	<0.050	<0.050	<0.050	<0.050	<0.050	<0.050
1,2-Dichloropropane	0.16	<0.050	<0.050	<0.050	<0.050	<0.050	<0.050	<0.050	<0.050
1,3-Dichlorobenzene	9.6	<0.050	<0.050	<0.050	<0.050	<0.050	<0.050	<0.050	<0.050
1,3-Dichloropropene, cis + trans	0.18	<0.050	<0.050	<0.050	<0.050	<0.050	<0.050	<0.050	<0.050
1,4-Dichlorobenzene	0.2	<0.050	<0.050	<0.050	<0.050	<0.050	<0.050	<0.050	<0.050
Acetone	16	<0.50	<0.50	<0.50	<0.50	<0.50	<0.50	<0.50	<0.50
Benzene	0.32	<0.0050	<0.0050	<0.0050	<0.0050	<0.0050	<0.0050	<0.0050	<0.0050
Bromodichloromethane	18	<0.050	<0.050	<0.050	<0.050	<0.050	<0.050	<0.050	<0.050
Bromoform	0.61	<0.050	<0.050	<0.050	<0.050	<0.050	<0.050	<0.050	<0.050
Bromomethane	0.05	<0.050	<0.050	<0.050	<0.050	<0.050	<0.050	<0.050	<0.050
Carbon tetrachloride	0.21	<0.05	<0.05	<0.05	<0.05	<0.05	<0.05	<0.05	<0.05
Chloroform	0.47	<0.05	<0.05	<0.05	<0.05	<0.05	<0.05	<0.05	<0.05
cis-1,2-Dichloroethene	1.3	<0.05	<0.05	<0.05	<0.05	<0.05	<0.05	<0.05	<0.05
cis-1,3-Dichloropropene	NA	<0.05	<0.05	<0.05	<0.05	<0.05	<0.05	<0.05	<0.05
Dibromochloromethane	13	<0.05	<0.05	<0.05	<0.05	<0.05	<0.05	<0.05	<0.05
Dichlorodifluoromethane	16	<0.05	<0.05	<0.05	<0.05	<0.05	<0.05	<0.05	<0.05
Dichloromethane	1.6	<0.045	<0.045	<0.045	<0.045	<0.045	<0.045	<0.045	<0.045
Ethylbenzene	9.5	<0.015	<0.015	<0.015	<0.015	<0.015	<0.015	<0.015	<0.015
Hexane	46	<0.050	<0.050	0.067	<0.050	<0.050	<0.050	<0.050	<0.050
m/p-Xylene	NA	<0.05	<0.05	<0.05	<0.05	<0.05	<0.05	<0.05	<0.05
Methyl ethyl ketone (MEK)	70	<0.5	<0.5	<0.5	<0.5	<0.5	<0.5	<0.5	<0.5
Methyl isobutyl ketone (MIBK)	31	<0.5	<0.5	<0.5	<0.5	<0.5	<0.5	<0.5	<0.5
Methyl tert-butyl ether (MTBE)	11	<0.05	<0.05	<0.05	<0.05	<0.05	<0.05	<0.05	<0.05
Monochlorobenzene	2.4	<0.05	<0.05	<0.05	<0.05	<0.05	<0.05	<0.05	<0.05
o-Xylene	NA	<0.05	<0.05	<0.05	<0.05	<0.05	<0.05	<0.05	<0.05
Styrene	34	<0.05	<0.05	<0.05	<0.05	<0.05	<0.05	<0.05	<0.05
Tetrachloroethylene (PCE)	4.5	<0.05	<0.05	<0.05	<0.05	<0.05	<0.05	<0.05	<0.05
Toluene	68	<0.050	<0.050	<0.050	<0.050	<0.050	<0.050	<0.050	<0.050
trans-1,2-Dichloroethene	55	<0.05	<0.05	<0.05	<0.05	<0.05	<0.05	<0.05	<0.05
trans-1,3-Dichloropropene	NA	<0.05	<0.05	<0.05	<0.05	<0.05	<0.05	<0.05	<0.05
Trichloroethylene (TCE)	0.91	<0.010	<0.010	<0.010	<0.010	<0.010	<0.010	<0.010	<0.010
Trichlorofluoromethane	4	<0.05	<0.05	<0.05	<0.05	<0.05	<0.05	<0.05	<0.05
Vinyl chloride	0.032	<0.020	<0.020	<0.020	<0.020	<0.020	<0.020	<0.020	<0.020
Xylene (Total)	26	<0.050	<0.050	<0.050	<0.050	<0.050	<0.050	<0.050	<0.050
Polychlorinated Biphenyls (PCBs)									
Polychlorinated biphenyls [PCBs], total	0.03	-	-	<0.030	-	-	-	-	-

Tables	MECP Tables Coars Textured (CT)
Value	Exceeds MECP Full Depth Table 3 (ICC-CT) SCS
Units	All Units in micrograms per gram (mg/kg) and EC in (mS/cm)
mbgs	Meters Below Ground Surface

Soil Analytical Results Table

Pritec Management

299 West Hunt Club Rd, Ottawa

Sample ID	Table 3 (ICC-CT) SCS	BH25-12 SA2	BH25-12 SA3	BH25-12 SA4	BH25-12 SA5	BH25-13 SA1	BH25-13 SA2	BH25-13 SA3	BH25-13 SA4
Sample Collection Date (dd/mm/yyyy)		10-Nov-2025	10-Nov-2025	10-Nov-2025	10-Nov-2025	10-Nov-2025	10-Nov-2025	10-Nov-2025	10-Nov-2025
Depth (mbgs)		(0.76-1.37)	(1.52-2.13)	(2.29-2.90)	(3.05-3.66)	(0.0-61)	(0.76-1.37)	(1.52-2.13)	(2.29-2.90)
Metals									
Hexavalent Chromium	NA	1.04	0.62	0.46	0.37	<0.10	1.01	0.59	0.64
Antimony	40	<0.10	<0.10	<0.10	<0.10	<0.10	<0.10	<0.10	<0.10
Arsenic	18	2.52	2.37	2.83	2.01	2.18	2.26	2.58	2.56
Barium	670	304	282	354	142	227	220	265	293
Beryllium	8	0.84	0.76	1.01	0.53	0.34	0.7	0.84	0.86
Boron	120	9.9	5	5.8	5.2	23.5	6	5.4	6.6
Cadmium	1.9	0.119	0.114	0.109	0.054	0.02	0.154	0.092	0.127
Chromium	160	103	110	158	56.7	14.9	65.6	120	140
Cobalt	80	19.9	24.1	25.1	11.9	7.76	14.3	22.3	31.7
Copper	230	30.6	40.4	53.2	25.5	11	24	44.2	50.5
Lead	120	8.39	7.43	8.97	5.01	11.9	5.79	7.67	8.83
Mercury	3.9	0.0159	0.0066	0.0074	<0.0050	0.0284	0.0099	0.0075	0.0065
Molybdenum	40	0.4	0.3	0.29	0.24	1.03	0.32	0.28	0.39
Nickel	270	50.4	55.2	78.1	29.9	15.4	33.8	60.4	73.7
Selenium	5.5	<0.20	<0.20	<0.20	<0.20	<0.20	<0.20	<0.20	<0.20
Silver	40	<0.10	<0.10	<0.10	<0.10	<0.10	<0.10	<0.10	<0.10
Thallium	3.3	0.284	0.268	0.413	0.163	0.204	0.187	0.309	0.331
Uranium	33	1.08	0.828	0.934	0.749	0.464	0.977	0.888	0.938
Vanadium	86	76.1	84.1	**129**	67.9	13.9	65.6	**92.8**	**102**
Zinc	340	88.9	90.3	127	55.1	12	67.5	95.6	108
Inorganics									
Boron (Hot Water Soluble)	2	0.21	<0.20	<0.20	<0.10	1.02	0.25	<0.20	<0.20
Electrical Conductivity (EC)	1.4	**2.08**	**2.17**	**1.54**	0.767	1.31	**1.5**	1.13	**1.66**
Cyanide (Free)	0.051	<0.050	<0.050	<0.050	<0.050	<0.050	<0.050	<0.050	<0.050
pH (1:2 CaCl2)	5 to 9	7.68	6.99	6.37	6.82	7.83	6.79	6.33	6.49
Sodium Absorption Ratio (SAR)^	12	**21.6**	**23.6**	2.25	2.53	1.26	2.23	0.4	0.37
Petroleum Hydrocarbons (PHCs)									
F1 minus BTEX	55	<5.0	<5.0	<5.9	7.4	<5.0	<5.0	<5.0	<5.0
F2 minus Naphthalene	NA	<25	-	-	-	<25	<25	-	-
F3 minus PAH	NA	<50	-	-	-	<50	<50	-	-
F1 (C6 to C10)	55	<5.0	<5.0	<5.9	7.4	<5.0	<5.0	<5.0	<5.0
F2 (C10 to C16)	230	<10	<10	<10	<10	<10	<10	<10	<10
F3 (C16 to C34)	1700	<50	<50	<50	<50	<50	<50	<50	<50
F4 (C34 to C50)	3300	<50	<50	<50	<50	<50	<50	<50	<50
F4 (Gravimetric)	3300	-	-	-	-	-	-	-	-
Polycyclic Aromatic Hydrocarbons (PAHs)									
1 + 2-Methylnaphthalene	76	<0.050	-	-	-	<0.050	<0.050	-	-
1-Methylnaphthalene	76	<0.030	-	-	-	<0.030	<0.030	-	-
2-Methylnaphthalene	76	<0.030	-	-	-	<0.030	<0.030	-	-
Acenaphthene	96	<0.050	-	-	-	<0.050	<0.050	-	-
Acenaphthylene	0.15	<0.050	-	-	-	<0.050	<0.050	-	-
Anthracene	0.67	<0.050	-	-	-	<0.050	<0.050	-	-
Benzo(a)anthracene	0.96	<0.050	-	-	-	<0.050	<0.050	-	-
Benzo(a)pyrene	0.3	<0.050	-	-	-	<0.050	<0.050	-	-
Benzo(b)fluoranthene	0.96	<0.050	-	-	-	<0.050	<0.050	-	-
Benzo(g,h,i)perylene	9.6	<0.050	-	-	-	<0.050	<0.050	-	-
Benzo(k)fluoranthene	0.96	<0.050	-	-	-	<0.050	<0.050	-	-
Chrysene	9.6	<0.050	-	-	-	<0.050	<0.050	-	-
Dibenzo(a,h)anthracene	0.1	<0.050	-	-	-	<0.050	<0.050	-	-
Fluoranthene	9.6	<0.050	-	-	-	<0.050	<0.050	-	-
Fluorene	62	<0.050	-	-	-	<0.050	<0.050	-	-
Indeno(1,2,3-c,d)pyrene	0.76	<0.050	-	-	-	<0.050	<0.050	-	-
Naphthalene	9.6	<0.030	-	-	-	<0.030	<0.030	-	-
Phenanthrene	12	<0.050	-	-	-	<0.050	<0.050	-	-
Pyrene	96	<0.050	-	-	-	<0.050	<0.050	-	-
Volatile Organic Compounds (VOCs)									
1,1,1,2-Tetrachloroethane	0.087	<0.050	-	-	-	<0.050	<0.050	-	-
1,1,1-Trichloroethane	6.1	<0.050	-	-	-	<0.050	<0.050	-	-
1,1,2,2-Tetrachloroethane	0.05	<0.050	-	-	-	<0.050	<0.050	-	-
1,1,2-Trichloroethane	0.05	<0.050	-	-	-	<0.050	<0.050	-	-
1,1-Dichloroethane	17	<0.050	-	-	-	<0.050	<0.050	-	-
1,1-Dichloroethene	0.064	<0.050	-	-	-	<0.050	<0.050	-	-
1,2-Dibromoethane	0.05	<0.050	-	-	-	<0.050	<0.050	-	-
1,2-Dichlorobenzene	6.8	<0.050	-	-	-	<0.050	<0.050	-	-
1,2-Dichloroethane	0.05	<0.050	-	-	-	<0.050	<0.050	-	-
1,2-Dichloropropane	0.16	<0.050	-	-	-	<0.050	<0.050	-	-
1,3-Dichlorobenzene	9.6	<0.050	-	-	-	<0.050	<0.050	-	-
1,3-Dichloropropene, cis + trans	0.18	<0.050	-	-	-	<0.050	<0.050	-	-
1,4-Dichlorobenzene	0.2	<0.050	-	-	-	<0.050	<0.050	-	-
Acetone	16	<0.50	-	-	-	<0.50	<0.50	-	-
Benzene	0.32	<0.0050	<0.0050	<0.0050	<0.0050	<0.0050	<0.0050	<0.0050	<0.0050
Bromodichloromethane	18	<0.050	-	-	-	<0.050	<0.050	-	-
Bromoform	0.61	<0.050	-	-	-	<0.050	<0.050	-	-
Bromomethane	0.05	<0.050	-	-	-	<0.050	<0.050	-	-
Carbon tetrachloride	0.21	<0.05	-	-	-	<0.05	<0.05	-	-
Chloroform	0.47	<0.05	-	-	-	<0.05	<0.05	-	-
cis-1,2-Dichloroethene	1.3	<0.05	-	-	-	<0.05	<0.05	-	-
cis-1,3-Dichloropropene	NA	<0.05	-	-	-	<0.05	<0.05	-	-
Dibromochloromethane	13	<0.05	-	-	-	<0.05	<0.05	-	-
Dichlorodifluoromethane	16	<0.05	-	-	-	<0.05	<0.05	-	-
Dichloromethane	1.6	<0.045	-	-	-	<0.045	<0.045	-	-
Ethylbenzene	9.5	<0.015	<0.015	<0.015	<0.015	<0.015	<0.015	<0.015	<0.015
Hexane	46	<0.050	-	-	-	0.102	<0.050	-	-
m/p-Xylene	NA	<0.05	-	-	-	<0.05	<0.05	-	-
Methyl ethyl ketone (MEK)	70	<0.5	-	-	-	<0.5	<0.5	-	-
Methyl isobutyl ketone (MIBK)	31	<0.5	-	-	-	<0.5	<0.5	-	-
Methyl tert-butyl ether (MTBE)	11	<0.05	-	-	-	<0.05	<0.05	-	-
Monochlorobenzene	2.4	<0.05	-	-	-	<0.05	<0.05	-	-
o-Xylene	NA	<0.05	-	-	-	<0.05	<0.05	-	-
Styrene	34	<0.05	-	-	-	<0.05	<0.05	-	-
Tetrachloroethylene (PCE)	4.5	<0.05	-	-	-	<0.05	<0.05	-	-
Toluene	68	<0.050	<0.050	<0.050	<0.050	<0.050	<0.050	<0.050	<0.050
trans-1,2-Dichloroethene	55	<0.05	-	-	-	<0.05	<0.05	-	-
trans-1,3-Dichloropropene	NA	<0.05	-	-	-	<0.05	<0.05	-	-
Trichloroethylene (TCE)	0.91	<0.010	-	-	-	<0.010	<0.010	-	-
Trichlorofluoromethane	4	<0.05	-	-	-	<0.05	<0.05	-	-
Vinyl chloride	0.032	<0.020	-	-	-	<0.020	<0.020	-	-
Xylene (Total)	26	<0.050	<0.050	<0.050	<0.050	<0.050	<0.050	<0.050	<0.050
Polychlorinated Biphenyls (PCBs)									
Polychlorinated biphenyls [PCBs], total	0.03	-	-	-	-	-	-	-	-

Tables	MECP Tables Coars Textured (CT)
Value	Exceeds MECP Full Depth Table 3 (ICC-CT) SCS
Units	All Units in micrograms per gram (mg/kg) and EC in (mS/cm)
mbgs	Meters Below Ground Surface

Soil Analytical Results Table

Pritec Management

299 West Hunt Club Rd, Ottawa

Sample ID	Table 3 (ICC-CT) SCS	BH25-13 SA5	BH25-05 SA6-DUP	BH25-06 SA2-DUP	DUP-02	DUP-04	BH25-06-SS6 DUP
Sample Collection Date (dd/mm/yyyy)		10-Nov-2025	10-Nov-2025	10-Nov-2025	10-Nov-2025	10-Nov-2025	10-Nov-2025
Depth (mbgs)		(3.05-3.66)	-	-	-	-	-
Metals							
Hexavalent Chromium	NA	0.73	0.12	1.23	0.78	0.74	<0.10
Antimony	40	<0.10	<0.10	<0.10	<0.10	<0.10	<0.10
Arsenic	18	2.88	2.13	2.95	2.85	2.86	2.47
Barium	670	320	93.4	308	341	320	131
Beryllium	8	0.93	0.36	0.94	0.98	0.94	0.38
Boron	120	6.6	<5.0	6.8	7.6	7.1	6.1
Cadmium	1.9	0.131	0.034	0.102	0.111	0.107	0.044
Chromium	160	127	26	113	172	175	28.9
Cobalt	80	33.1	6.77	23.7	24.7	23.9	8.56
Copper	230	45.8	14.4	45.1	54	56.2	17.1
Lead	120	8.29	3.7	7.89	10.2	9.32	3.81
Mercury	3.9	0.006	<0.0050	0.0077	0.0112	0.0085	<0.0050
Molybdenum	40	0.3	0.33	0.26	0.28	0.29	0.55
Nickel	270	65	14	61.8	78.2	83.1	16.4
Selenium	5.5	<0.20	<0.20	<0.20	<0.20	<0.20	0.35
Silver	40	0.11	<0.10	<0.10	<0.10	<0.10	<0.10
Thallium	3.3	0.36	0.118	0.324	0.376	0.38	0.132
Uranium	33	0.808	1	0.844	1.03	0.978	1.69
Vanadium	86	115	46.5	97.1	114	112	50.1
Zinc	340	113	36.2	103	121	120	42.8
Inorganics							
Boron (Hot Water Soluble)	2	<0.20	<0.10	0.18	<0.10	<0.10	<0.10
Electrical Conductivity (EC)	1.4	2.19	1.71	0.784	1.66	0.791	0.224
Cyanide (Free)	0.051	<0.050	<0.050	<0.050	<0.050	<0.050	<0.050
pH (1:2 CaCl2)	5 to 9	7.02	7.24	6.61	6.9	7.09	7.95
Sodium Absorption Ratio (SAR)^	12	0.4	3.73	8.1	1.75	4.23	1.19
Petroleum Hydrocarbons (PHCs)							
F1 minus BTEX	55	<5.6	<5.0	<5.0	<5.0	<5.0	<5.0
F2 minus Naphthalene	NA	-	<25	<25	<25	<25	<25
F3 minus PAH	NA	-	<50	<50	<50	<50	<50
F1 (C6 to C10)	55	<5.6	<5.0	<5.0	<5.0	<5.0	<5.0
F2 (C10 to C16)	230	<10	<10	<10	<10	<10	<10
F3 (C16 to C34)	1700	<50	<50	<50	<50	<50	<50
F4 (C34 to C50)	3300	<50	<50	<50	<50	<50	<50
F4 (Gravimetric)	3300	-	-	-	-	-	-
Polycyclic Aromatic Hydrocarbons (PAHs)							
1 + 2-Methylnaphthalene	76	-	<0.050	<0.050	<0.050	<0.050	<0.050
1-Methylnaphthalene	76	-	<0.030	<0.030	<0.030	<0.030	<0.030
2-Methylnaphthalene	76	-	<0.030	<0.030	<0.030	<0.030	<0.030
Acenaphthene	96	-	<0.050	<0.050	<0.050	<0.050	<0.050
Acenaphthylene	0.15	-	<0.050	<0.050	<0.050	<0.050	<0.050
Anthracene	0.67	-	<0.050	<0.050	<0.050	<0.050	<0.050
Benzo(a)anthracene	0.96	-	<0.050	<0.050	<0.050	<0.050	<0.050
Benzo(a)pyrene	0.3	-	<0.050	<0.050	<0.050	<0.050	<0.050
Benzo(b)fluoranthene	0.96	-	<0.050	<0.050	<0.050	<0.050	<0.050
Benzo(g,h,i)perylene	9.6	-	<0.050	<0.050	<0.050	<0.050	<0.050
Benzo(k)fluoranthene	0.96	-	<0.050	<0.050	<0.050	<0.050	<0.050
Chrysene	9.6	-	<0.050	<0.050	<0.050	<0.050	<0.050
Dibenzo(a,h)anthracene	0.1	-	<0.050	<0.050	<0.050	<0.050	<0.050
Fluoranthene	9.6	-	<0.050	<0.050	<0.050	<0.050	<0.050
Fluorene	62	-	<0.050	<0.050	<0.050	<0.050	<0.050
Indeno(1,2,3-c,d)pyrene	0.76	-	<0.050	<0.050	<0.050	<0.050	<0.050
Naphthalene	9.6	-	<0.030	<0.030	<0.030	<0.030	<0.030
Phenanthrene	12	-	<0.050	<0.050	<0.050	<0.050	<0.050
Pyrene	96	-	<0.050	<0.050	<0.050	<0.050	<0.050
Volatile Organic Compounds (VOCs)							
1,1,1,2-Tetrachloroethane	0.087	-	<0.050	<0.050	<0.050	<0.050	<0.050
1,1,1-Trichloroethane	6.1	-	<0.050	<0.050	<0.050	<0.050	<0.050
1,1,2,2-Tetrachloroethane	0.05	-	<0.050	<0.050	<0.050	<0.050	<0.050
1,1,2-Trichloroethane	0.05	-	<0.050	<0.050	<0.050	<0.050	<0.050
1,1-Dichloroethane	17	-	<0.050	<0.050	<0.050	<0.050	<0.050
1,1-Dichloroethene	0.064	-	<0.050	<0.050	<0.050	<0.050	<0.050
1,2-Dibromoethane	0.05	-	<0.050	<0.050	<0.050	<0.050	<0.050
1,2-Dichlorobenzene	6.8	-	<0.050	<0.050	<0.050	<0.050	<0.050
1,2-Dichloroethane	0.05	-	<0.050	<0.050	<0.050	<0.050	<0.050
1,2-Dichloropropane	0.16	-	<0.050	<0.050	<0.050	<0.050	<0.050
1,3-Dichlorobenzene	9.6	-	<0.050	<0.050	<0.050	<0.050	<0.050
1,3-Dichloropropene, cis + trans	0.18	-	<0.050	<0.050	<0.050	<0.050	<0.050
1,4-Dichlorobenzene	0.2	-	<0.050	<0.050	<0.050	<0.050	<0.050
Acetone	16	-	<0.50	<0.50	<0.50	<0.50	<0.50
Benzene	0.32	<0.0050	<0.0050	<0.0050	<0.0050	<0.0050	<0.0050
Bromodichloromethane	18	-	<0.050	<0.050	<0.050	<0.050	<0.050
Bromoform	0.61	-	<0.050	<0.050	<0.050	<0.050	<0.050
Bromomethane	0.05	-	<0.050	<0.050	<0.050	<0.050	<0.050
Carbon tetrachloride	0.21	-	<0.05	<0.05	<0.05	<0.05	<0.05
Chloroform	0.47	-	<0.05	<0.05	<0.05	<0.05	<0.05
cis-1,2-Dichloroethene	1.3	-	<0.05	<0.05	<0.05	<0.05	<0.05
cis-1,3-Dichloropropene	NA	-	<0.05	<0.05	<0.05	<0.05	<0.05
Dibromochloromethane	13	-	<0.05	<0.05	<0.05	<0.05	<0.05
Dichlorodifluoromethane	16	-	<0.05	<0.05	<0.05	<0.05	<0.05
Dichloromethane	1.6	-	<0.045	<0.045	<0.045	<0.045	<0.045
Ethylbenzene	9.5	<0.015	<0.015	<0.015	<0.015	<0.015	<0.015
Hexane	46	-	<0.050	<0.050	<0.050	<0.050	<0.050
m/p-Xylene	NA	-	<0.05	<0.05	<0.05	<0.05	<0.05
Methyl ethyl ketone (MEK)	70	-	<0.5	<0.5	<0.5	<0.5	<0.5
Methyl isobutyl ketone (MIBK)	31	-	<0.5	<0.5	<0.5	<0.5	<0.5
Methyl tert-butyl ether (MTBE)	11	-	<0.05	<0.05	<0.05	<0.05	<0.05
Monochlorobenzene	2.4	-	<0.05	<0.05	<0.05	<0.05	<0.05
o-Xylene	NA	-	<0.05	<0.05	<0.05	<0.05	<0.05
Styrene	34	-	<0.05	<0.05	<0.05	<0.05	<0.05
Tetrachloroethylene (PCE)	4.5	-	<0.05	<0.05	<0.05	<0.05	<0.05
Toluene	68	<0.050	<0.050	<0.050	<0.050	<0.050	<0.050
trans-1,2-Dichloroethene	55	-	<0.05	<0.05	<0.05	<0.05	<0.05
trans-1,3-Dichloropropene	NA	-	<0.05	<0.05	<0.05	<0.05	<0.05
Trichloroethylene (TCE)	0.91	-	<0.010	<0.010	<0.010	<0.010	<0.010
Trichlorofluoromethane	4	-	<0.05	<0.05	<0.05	<0.05	<0.05
Vinyl chloride	0.032	-	<0.020	<0.020	<0.020	<0.020	<0.020
Xylene (Total)	26	<0.050	<0.050	<0.050	<0.050	<0.050	<0.050
Polychlorinated Biphenyls (PCBs)							
Polychlorinated biphenyls [PCBs], total	0.03	-	-	-	-	-	-

Tables	MECP Tables Coars Textured (CT)
Value	Exceeds MECP Full Depth Table 3 (ICC-CT) SCS
Units	All Units in micrograms per gram (mg/kg) and EC in (mS/cm)
mbgs	Meters Below Ground Surface

APPENDIX D

Certificates of Analysis

ALS Canada Ltd.

right solutions.
right partner.

CERTIFICATE OF ANALYSIS (GUIDELINE EVALUATION)

Work Order	: **WT2533376**		
Amendment	: **1**		
Client	: **AllRock Consulting Limited**	Laboratory	: ALS Environmental - Waterloo
Contact	: Nathan Martin	Account Manager	: Costas Farassoglou
Address	: 174 Colonnade Road, Unit 35 Ottawa Ontario Canada K2E 7J5	Address	: 60 Northland Road, Unit 1 Waterloo ON Canada N2V 2B8
Telephone	: ----	Telephone	: 613 225 8279
Project	: 25433	Date Samples Received	: 18-Nov-2025 12:50
PO	: ----	Date Analysis Commenced	: 20-Nov-2025
C-O-C number	: ----	Issue Date	: 28-Nov-2025 13:41
Sampler	: ----		
Site	: ----		
Quote number	: 2025 Bulk Rates		
No. of samples received	: 5		
No. of samples analysed	: 5		

This report supersedes any previous report(s) with this reference. Results apply to the sample(s) as submitted. This document shall not be reproduced, except in full.

This Certificate of Analysis contains the following information:

- General Comments
- Analytical Results
- Guideline Comparison

Additional information pertinent to this report will be found in the following separate attachments: Quality Control Report, QC Interpretive report to assist with Quality Review and Sample Receipt Notification (SRN).

Signatories

This document has been electronically signed by the authorized signatories below. Electronic signing is conducted in accordance with US FDA 21 CFR Part 11.

Signatories	*Position*	*Laboratory Department*
Amaninder Dhillon	Team Lead - Semi-Volatile Instrumentation	Organics, Waterloo, Ontario
Danielle Gravel	Supervisor - Semi-Volatile Instrumentation	Organics, Waterloo, Ontario
David Tremblett	VOC Section Supervisor	VOC, Waterloo, Ontario
Walt Kippenhuck	Supervisor - Inorganic	Metals, Waterloo, Ontario
Walt Kippenhuck	Supervisor - Inorganic	Inorganics, Waterloo, Ontario

Summary of Guideline Breaches by Sample

SampleID/Client ID	Matrix	Analyte	Analyte Summary	Guideline	Category	Result	Limit
MW25-05 ----	Water	Chloride		ON153/04	T3-NPGW-C-All	2900 mg/L	2300 mg/L

General Comments

The analytical methods used by ALS are developed using internationally recognized reference methods (where available), such as those published by US EPA, APHA Standard Methods, ASTM, ISO, Environment Canada, BC MOE, and Ontario MOE. Refer to the ALS Quality Control Interpretive report (QCI) for applicable references and methodology summaries. Reference methods may incorporate modifications to improve performance.

Where a reported less than (<) result is higher than the LOR, this may be due to primary sample extract/digestate dilution and/or insufficient sample for analysis.

Where the LOR of a reported result differs from standard LOR, this may be due to high moisture content, insufficient sample (reduced weight employed) or matrix interference.

When sampling time information is not provided by the client, sampling dates are shown without a time component. In these instances, the time component has been assumed by the laboratory for processing purposes.

Application of guidelines is provided "as is" without warranty of any kind, either expressed or implied, including, but not limited to fitness for a particular purpose, or non-infringement. ALS assumes no responsibility for errors or omissions in the information. Guidelines are not adjusted for the hardness, pH or temperature of the sample (the most conservative values are used). Measurement uncertainty is not applied to test results prior to comparison with specified criteria values.

Key: LOR: Limit of Reporting (detection limit).

Unit	*Description*
-	no units
mg/L	milligrams per litre
µg/L	micrograms per litre

>: greater than.
<: less than.

Red shading is applied where the result or the LOR is greater than the Guideline Upper Limit (or lower than the Guideline Lower Limit, if applicable).
For drinking water samples, Red shading is applied where the result for E.coli, fecal or total coliforms is greater than or equal to the Guideline Upper Limit.

Workorder Comments

Amendment (28/11/2025): This report has been amended to allow the distribution of an Electronic Data Deliverable (EDD) not previously provided. All analysis results are as per the previous report.

Qualifiers

Qualifier	Description
DLDS	Detection Limit Raised: Dilution required due to high Dissolved Solids / Electrical Conductivity.
DLHC	Detection Limit Raised: Dilution required due to high concentration of test analyte(s).

Analytical Results Evaluation

Matrix: Water			Client sample ID	MW25-03 ----	MW25-05 ----	MW25-06 ----	MW25-04 ----	MW25-06 DUP ----	----	----
			Client sampling date / time	17-Nov-2025 12:00	17-Nov-2025 15:30	17-Nov-2025 17:00	17-Nov-2025 13:30	17-Nov-2025 17:00	----	----
			Sub-Matrix	Groundwater	Groundwater	Groundwater	Groundwater	Groundwater	----	----
Analyte	CAS Number	Method/Lab	Unit	WT2533376-001	WT2533376-002	WT2533376-003	WT2533376-004	WT2533376-005	----	----
				Result	Result	Result	Result	Result	----	----
Anions and Nutrients										
Chloride	16887-00-6	E235.Cl/WT	mg/L	1520 DLDS	2900 DLDS	151 DLDS	1750 DLDS	154 DLDS	----	----
Total Metals										
Sodium, total	7440-23-5	E420/WT	mg/L	255 DLHC	1000 DLHC	106	397 DLHC	108	----	----
Volatile Organic Compounds										
Acetone	67-64-1	E611D/WT	µg/L	<20	<20	<20	<20	<20	----	----
Benzene	71-43-2	E611D/WT	µg/L	<0.50	<0.50	<0.50	<0.50	<0.50	----	----
Bromodichloromethane	75-27-4	E611D/WT	µg/L	<0.50	<0.50	<0.50	<0.50	<0.50	----	----
Bromoform	75-25-2	E611D/WT	µg/L	<0.50	<0.50	<0.50	<0.50	<0.50	----	----
Bromomethane	74-83-9	E611D/WT	µg/L	<0.50	<0.50	<0.50	<0.50	<0.50	----	----
Carbon tetrachloride	56-23-5	E611D/WT	µg/L	<0.20	<0.20	<0.20	<0.20	<0.20	----	----
Chlorobenzene	108-90-7	E611D/WT	µg/L	<0.50	<0.50	<0.50	<0.50	<0.50	----	----
Chloroform	67-66-3	E611D/WT	µg/L	<0.50	<0.50	<0.50	<0.50	<0.50	----	----
Dibromochloromethane	124-48-1	E611D/WT	µg/L	<0.50	<0.50	<0.50	<0.50	<0.50	----	----
Dibromoethane, 1,2-	106-93-4	E611D/WT	µg/L	<0.20	<0.20	<0.20	<0.20	<0.20	----	----
Dichlorobenzene, 1,2-	95-50-1	E611D/WT	µg/L	<0.50	<0.50	<0.50	<0.50	<0.50	----	----
Dichlorobenzene, 1,3-	541-73-1	E611D/WT	µg/L	<0.50	<0.50	<0.50	<0.50	<0.50	----	----
Dichlorobenzene, 1,4-	106-46-7	E611D/WT	µg/L	<0.50	<0.50	<0.50	<0.50	<0.50	----	----
Dichlorodifluoromethane	75-71-8	E611D/WT	µg/L	<0.50	<0.50	0.76	<0.50	0.74	----	----
Dichloroethane, 1,1-	75-34-3	E611D/WT	µg/L	<0.50	<0.50	<0.50	<0.50	<0.50	----	----

Matrix: Water			Client sample ID	MW25-03 ----	MW25-05 ----	MW25-06 ----	MW25-04 ----	MW25-06 DUP ----	----	----
			Client sampling date / time	17-Nov-2025 12:00	17-Nov-2025 15:30	17-Nov-2025 17:00	17-Nov-2025 13:30	17-Nov-2025 17:00	----	----
			Sub-Matrix	Groundwater	Groundwater	Groundwater	Groundwater	Groundwater	----	----
Analyte	CAS Number	Method/Lab	Unit	WT2533376-001	WT2533376-002	WT2533376-003	WT2533376-004	WT2533376-005	----	----
				Result	Result	Result	Result	Result	----	----
Volatile Organic Compounds										
Dichloroethane, 1,2-	107-06-2	E611D/WT	µg/L	<0.50	<0.50	<0.50	<0.50	<0.50	----	----
Dichloroethylene, 1,1-	75-35-4	E611D/WT	µg/L	<0.50	<0.50	<0.50	<0.50	<0.50	----	----
Dichloroethylene, cis-1,2-	156-59-2	E611D/WT	µg/L	<0.50	<0.50	<0.50	<0.50	<0.50	----	----
Dichloroethylene, trans-1,2-	156-60-5	E611D/WT	µg/L	<0.50	<0.50	<0.50	<0.50	<0.50	----	----
Dichloromethane	75-09-2	E611D/WT	µg/L	<1.0	<1.0	<1.0	<1.0	<1.0	----	----
Dichloropropane, 1,2-	78-87-5	E611D/WT	µg/L	<0.50	<0.50	<0.50	<0.50	<0.50	----	----
Dichloropropylene, cis-1,3-	10061-01-5	E611D/WT	µg/L	<0.30	<0.30	<0.30	<0.30	<0.30	----	----
Dichloropropylene, cis+trans-1,3-	542-75-6	E611D/WT	µg/L	<0.50	<0.50	<0.50	<0.50	<0.50	----	----
Dichloropropylene, trans-1,3-	10061-02-6	E611D/WT	µg/L	<0.30	<0.30	<0.30	<0.30	<0.30	----	----
Ethylbenzene	100-41-4	E611D/WT	µg/L	<0.50	<0.50	<0.50	<0.50	<0.50	----	----
Hexane, n-	110-54-3	E611D/WT	µg/L	<0.50	<0.50	<0.50	<0.50	<0.50	----	----
Methyl ethyl ketone [MEK]	78-93-3	E611D/WT	µg/L	<20	<20	<20	<20	<20	----	----
Methyl isobutyl ketone [MIBK]	108-10-1	E611D/WT	µg/L	<20	<20	<20	<20	<20	----	----
Methyl-tert-butyl ether [MTBE]	1634-04-4	E611D/WT	µg/L	<0.50	<0.50	<0.50	<0.50	<0.50	----	----
Styrene	100-42-5	E611D/WT	µg/L	<0.50	<0.50	<0.50	<0.50	<0.50	----	----
Tetrachloroethane, 1,1,1,2-	630-20-6	E611D/WT	µg/L	<0.50	<0.50	<0.50	<0.50	<0.50	----	----
Tetrachloroethane, 1,1,2,2-	79-34-5	E611D/WT	µg/L	<0.50	<0.50	<0.50	<0.50	<0.50	----	----
Tetrachloroethylene	127-18-4	E611D/WT	µg/L	<0.50	<0.50	<0.50	<0.50	<0.50	----	----
Toluene	108-88-3	E611D/WT	µg/L	<0.50	<0.50	<0.50	<0.50	<0.50	----	----
Trichloroethane, 1,1,1-	71-55-6	E611D/WT	µg/L	<0.50	<0.50	<0.50	<0.50	<0.50	----	----

Matrix: Water			Client sample ID	MW25-03 ----	MW25-05 ----	MW25-06 ----	MW25-04 ----	MW25-06 DUP ----	----	----
			Client sampling date / time	17-Nov-2025 12:00	17-Nov-2025 15:30	17-Nov-2025 17:00	17-Nov-2025 13:30	17-Nov-2025 17:00	----	----
			Sub-Matrix	Groundwater	Groundwater	Groundwater	Groundwater	Groundwater	----	----
Analyte	CAS Number	Method/Lab	Unit	WT2533376-001	WT2533376-002	WT2533376-003	WT2533376-004	WT2533376-005	----	----
				Result	Result	Result	Result	Result	----	----
Volatile Organic Compounds										
Trichloroethane, 1,1,2-	79-00-5	E611D/WT	µg/L	<0.50	<0.50	<0.50	<0.50	<0.50	----	----
Trichloroethylene	79-01-6	E611D/WT	µg/L	<0.50	<0.50	<0.50	<0.50	<0.50	----	----
Trichlorofluoromethane	75-69-4	E611D/WT	µg/L	<0.50	<0.50	<0.50	<0.50	<0.50	----	----
Vinyl chloride	75-01-4	E611D/WT	µg/L	<0.20	<0.20	<0.20	<0.20	<0.20	----	----
Xylene, m+p-	179601-23-1	E611D/WT	µg/L	<0.40	<0.40	<0.40	<0.40	<0.40	----	----
Xylene, o-	95-47-6	E611D/WT	µg/L	<0.30	<0.30	<0.30	<0.30	<0.30	----	----
Xylenes, total	1330-20-7	E611D/WT	µg/L	<0.50	<0.50	<0.50	<0.50	<0.50	----	----
BTEX, total	----	E611D/WT	µg/L	<1.0	<1.0	<1.0	<1.0	<1.0	----	----
Hydrocarbons										
F1 (C6-C10)	----	E581.F1-L/WT	µg/L	<25	<25	<25	<25	<25	----	----
F2 (C10-C16)	----	E601.SG/WT	µg/L	<100	<100	<100	<100	<100	----	----
F3 (C16-C34)	----	E601.SG/WT	µg/L	<250	<250	<250	<250	<250	----	----
F4 (C34-C50)	----	E601.SG/WT	µg/L	<250	<250	<250	<250	<250	----	----
F1-BTEX	----	EC580/WT	µg/L	<25	<25	<25	<25	<25	----	----
Hydrocarbons, total (C6-C50)	n/a	EC581SG/WT	µg/L	<370	<370	<370	<370	<370	----	----
Chromatogram to baseline at nC50	n/a	E601.SG/WT	-	YES	YES	YES	YES	YES	----	----
Hydrocarbons Surrogates										
Bromobenzotrifluoride, 2- (F2-F4 surrogate)	392-83-6	E601.SG/WT	%	88.7	85.0	86.9	86.2	87.2	----	----
Dichlorotoluene, 3,4-	95-75-0	E581.F1-L/WT	%	97.1	91.8	96.3	94.2	97.1	----	----

Matrix: Water			Client sample ID	MW25-03 ----	MW25-05 ----	MW25-06 ----	MW25-04 ----	MW25-06 DUP ----	----	----
			Client sampling date / time	17-Nov-2025 12:00	17-Nov-2025 15:30	17-Nov-2025 17:00	17-Nov-2025 13:30	17-Nov-2025 17:00	----	----
			Sub-Matrix	Groundwater	Groundwater	Groundwater	Groundwater	Groundwater	----	----
Analyte	CAS Number	Method/Lab	Unit	WT2533376-001	WT2533376-002	WT2533376-003	WT2533376-004	WT2533376-005	----	----
				Result	Result	Result	Result	Result	----	----
Volatile Organic Compounds Surrogates										
Bromofluorobenzene, 4-	460-00-4	E611D/WT	%	94.3	93.5	93.7	92.1	93.5	----	----
Difluorobenzene, 1,4-	540-36-3	E611D/WT	%	98.3	98.5	98.4	97.9	97.9	----	----
Polycyclic Aromatic Hydrocarbons										
Acenaphthene	83-32-9	E641A/WT	µg/L	----	<0.010	----	<0.010	----	----	----
Acenaphthylene	208-96-8	E641A/WT	µg/L	----	<0.010	----	<0.010	----	----	----
Acridine	260-94-6	E641A/WT	µg/L	----	<0.010	----	0.011	----	----	----
Anthracene	120-12-7	E641A/WT	µg/L	----	<0.010	----	<0.010	----	----	----
Benz(a)anthracene	56-55-3	E641A/WT	µg/L	----	<0.010	----	<0.010	----	----	----
Benzo(a)pyrene	50-32-8	E641A/WT	µg/L	----	<0.0050	----	<0.0050	----	----	----
Benzo(b+j)fluoranthene	n/a	E641A/WT	µg/L	----	<0.010	----	<0.010	----	----	----
Benzo(b+j+k)fluoranthene	n/a	E641A/WT	µg/L	----	<0.015	----	<0.015	----	----	----
Benzo(g,h,i)perylene	191-24-2	E641A/WT	µg/L	----	<0.010	----	<0.010	----	----	----
Benzo(k)fluoranthene	207-08-9	E641A/WT	µg/L	----	<0.010	----	<0.010	----	----	----
Chrysene	218-01-9	E641A/WT	µg/L	----	<0.010	----	<0.010	----	----	----
Dibenz(a,h)anthracene	53-70-3	E641A/WT	µg/L	----	<0.0050	----	<0.0050	----	----	----
Fluoranthene	206-44-0	E641A/WT	µg/L	----	<0.010	----	<0.010	----	----	----
Fluorene	86-73-7	E641A/WT	µg/L	----	<0.010	----	<0.010	----	----	----
Indeno(1,2,3-c,d)pyrene	193-39-5	E641A/WT	µg/L	----	<0.010	----	<0.010	----	----	----
Methylnaphthalene, 1-	90-12-0	E641A/WT	µg/L	----	<0.010	----	<0.010	----	----	----
Methylnaphthalene, 1+2-	----	E641A/WT	µg/L	----	<0.015	----	<0.015	----	----	----

Matrix: Water

			Client sample ID	MW25-03 ----	MW25-05 ----	MW25-06 ----	MW25-04 ----	MW25-06 DUP ----	----	----
			Client sampling date / time	17-Nov-2025 12:00	17-Nov-2025 15:30	17-Nov-2025 17:00	17-Nov-2025 13:30	17-Nov-2025 17:00	----	----
			Sub-Matrix	Groundwater	Groundwater	Groundwater	Groundwater	Groundwater	----	----
Analyte	CAS Number	Method/Lab	Unit	WT2533376-001	WT2533376-002	WT2533376-003	WT2533376-004	WT2533376-005	----	----
				Result	Result	Result	Result	Result	----	----
Polycyclic Aromatic Hydrocarbons										
Methylnaphthalene, 2-	91-57-6	E641A/WT	µg/L	----	<0.010	----	<0.010	----	----	----
Naphthalene	91-20-3	E641A/WT	µg/L	----	<0.050	----	<0.050	----	----	----
Phenanthrene	85-01-8	E641A/WT	µg/L	----	<0.020	----	0.024	----	----	----
Pyrene	129-00-0	E641A/WT	µg/L	----	<0.010	----	0.037	----	----	----
Quinoline	91-22-5	E641A/WT	µg/L	----	<0.050	----	<0.050	----	----	----
B(a)P total potency equivalents [B(a)P TPE]	----	E641A/WT	µg/L	----	<0.010	----	<0.010	----	----	----
PAHs, high molecular weight (BC AWQ)	n/a	E641A/WT	µg/L	----	<0.030	----	0.037	----	----	----
PAHs, low molecular weight (BC AWQ)	n/a	E641A/WT	µg/L	----	<0.060	----	<0.060	----	----	----
PAHs, total (CCME sewer 18)	n/a	E641A/WT	µg/L	----	<0.070	----	<0.070	----	----	----
PAHs, total (EPA 16)	n/a	E641A/WT	µg/L	----	<0.065	----	<0.065	----	----	----
Polycyclic Aromatic Hydrocarbons Surrogates										
Chrysene-d12	1719-03-5	E641A/WT	%	----	88.1	----	90.7	----	----	----
Naphthalene-d8	1146-65-2	E641A/WT	%	----	99.9	----	103	----	----	----
Phenanthrene-d10	1517-22-2	E641A/WT	%	----	108	----	111	----	----	----

Please refer to the General Comments section for an explanation of any result qualifiers detected.

Summary of Guideline Limits

Analyte	CAS Number	Unit	ON153/04 T3-NPGW-C-All						
Anions and Nutrients									
Chloride	16887-00-6	mg/L	**2300 mg/L**	----	----	----	----	----	----
Total Metals									
Sodium, total	7440-23-5	mg/L	**2300 mg/L**	----	----	----	----	----	----
Volatile Organic Compounds									
Acetone	67-64-1	µg/L	**130000 µg/L**	----	----	----	----	----	----
Benzene	71-43-2	µg/L	**44 µg/L**	----	----	----	----	----	----
Bromodichloromethane	75-27-4	µg/L	**85000 µg/L**	----	----	----	----	----	----
Bromoform	75-25-2	µg/L	**380 µg/L**	----	----	----	----	----	----
Bromomethane	74-83-9	µg/L	**5.6 µg/L**	----	----	----	----	----	----
Carbon tetrachloride	56-23-5	µg/L	**0.79 µg/L**	----	----	----	----	----	----
Chlorobenzene	108-90-7	µg/L	**630 µg/L**	----	----	----	----	----	----
Chloroform	67-66-3	µg/L	**2.4 µg/L**	----	----	----	----	----	----
Dibromochloromethane	124-48-1	µg/L	**82000 µg/L**	----	----	----	----	----	----
Dibromoethane, 1,2-	106-93-4	µg/L	**0.25 µg/L**	----	----	----	----	----	----
Dichlorobenzene, 1,2-	95-50-1	µg/L	**4600 µg/L**	----	----	----	----	----	----
Dichlorobenzene, 1,3-	541-73-1	µg/L	**9600 µg/L**	----	----	----	----	----	----
Dichlorobenzene, 1,4-	106-46-7	µg/L	**8 µg/L**	----	----	----	----	----	----
Dichlorodifluoromethane	75-71-8	µg/L	**4400 µg/L**	----	----	----	----	----	----
Dichloroethane, 1,1-	75-34-3	µg/L	**320 µg/L**	----	----	----	----	----	----
Dichloroethane, 1,2-	107-06-2	µg/L	**1.6 µg/L**	----	----	----	----	----	----
Dichloroethylene, 1,1-	75-35-4	µg/L	**1.6 µg/L**	----	----	----	----	----	----
Dichloroethylene, cis-1,2-	156-59-2	µg/L	**1.6 µg/L**	----	----	----	----	----	----
Dichloroethylene, trans-1,2-	156-60-5	µg/L	**1.6 µg/L**	----	----	----	----	----	----

Dichloromethane	75-09-2	µg/L	**610 µg/L**	----	----	----	----	----	----
Dichloropropane, 1,2-	78-87-5	µg/L	**16 µg/L**	----	----	----	----	----	----
Dichloropropylene, cis-1,3-	10061-01-5	µg/L	----	----	----	----	----	----	----
Dichloropropylene, cis+trans-1,3-	542-75-6	µg/L	**5.2 µg/L**	----	----	----	----	----	----
Dichloropropylene, trans-1,3-	10061-02-6	µg/L	----	----	----	----	----	----	----
Ethylbenzene	100-41-4	µg/L	**2300 µg/L**	----	----	----	----	----	----
Hexane, n-	110-54-3	µg/L	**51 µg/L**	----	----	----	----	----	----
Methyl ethyl ketone [MEK]	78-93-3	µg/L	**470000 µg/L**	----	----	----	----	----	----
Methyl isobutyl ketone [MIBK]	108-10-1	µg/L	**140000 µg/L**	----	----	----	----	----	----
Methyl-tert-butyl ether [MTBE]	1634-04-4	µg/L	**190 µg/L**	----	----	----	----	----	----
Styrene	100-42-5	µg/L	**1300 µg/L**	----	----	----	----	----	----
Tetrachloroethane, 1,1,1,2-	630-20-6	µg/L	**3.3 µg/L**	----	----	----	----	----	----
Tetrachloroethane, 1,1,2,2-	79-34-5	µg/L	**3.2 µg/L**	----	----	----	----	----	----
Tetrachloroethylene	127-18-4	µg/L	**1.6 µg/L**	----	----	----	----	----	----
Toluene	108-88-3	µg/L	**18000 µg/L**	----	----	----	----	----	----
Trichloroethane, 1,1,1-	71-55-6	µg/L	**640 µg/L**	----	----	----	----	----	----
Trichloroethane, 1,1,2-	79-00-5	µg/L	**4.7 µg/L**	----	----	----	----	----	----
Trichloroethylene	79-01-6	µg/L	**1.6 µg/L**	----	----	----	----	----	----
Trichlorofluoromethane	75-69-4	µg/L	**2500 µg/L**	----	----	----	----	----	----
Vinyl chloride	75-01-4	µg/L	**0.5 µg/L**	----	----	----	----	----	----
Xylene, m+p-	179601-23-1	µg/L	----	----	----	----	----	----	----
Xylene, o-	95-47-6	µg/L	----	----	----	----	----	----	----
Xylenes, total	1330-20-7	µg/L	**4200 µg/L**	----	----	----	----	----	----
BTEX, total		µg/L	----	----	----	----	----	----	----
Hydrocarbons									
F1 (C6-C10)		µg/L	**750 µg/L**	----	----	----	----	----	----
F2 (C10-C16)	----	µg/L	**150 µg/L**	----	----	----	----	----	----

F3 (C16-C34)	----	µg/L	**500 µg/L**	----	----	----	----	----	----
F4 (C34-C50)	----	µg/L	**500 µg/L**	----	----	----	----	----	----
F1-BTEX		µg/L	**750 µg/L**	----	----	----	----	----	----
Hydrocarbons, total (C6-C50)	n/a	µg/L	----	----	----	----	----	----	----
Chromatogram to baseline at nC50	n/a	-	----	----	----	----	----	----	----
Bromobenzotrifluoride, 2- (F2-F4 surrogate)	392-83-6	%	----	----	----	----	----	----	----
Bromofluorobenzene, 4-	460-00-4	%	----	----	----	----	----	----	----
Dichlorotoluene, 3,4-	95-75-0	%	----	----	----	----	----	----	----
Difluorobenzene, 1,4-	540-36-3	%	----	----	----	----	----	----	----
Polycyclic Aromatic Hydrocarbons									
Acenaphthene	83-32-9	µg/L	**600 µg/L**	----	----	----	----	----	----
Acenaphthylene	208-96-8	µg/L	**1.8 µg/L**	----	----	----	----	----	----
Acridine	260-94-6	µg/L	----	----	----	----	----	----	----
Anthracene	120-12-7	µg/L	**2.4 µg/L**	----	----	----	----	----	----
Benz(a)anthracene	56-55-3	µg/L	**4.7 µg/L**	----	----	----	----	----	----
Benzo(a)pyrene	50-32-8	µg/L	**0.81 µg/L**	----	----	----	----	----	----
Benzo(b+j)fluoranthene	n/a	µg/L	**0.75 µg/L**	----	----	----	----	----	----
Benzo(b+j+k)fluoranthene	n/a	µg/L	----	----	----	----	----	----	----
Benzo(g,h,i)perylene	191-24-2	µg/L	**0.2 µg/L**	----	----	----	----	----	----
Benzo(k)fluoranthene	207-08-9	µg/L	**0.4 µg/L**	----	----	----	----	----	----
Chrysene	218-01-9	µg/L	**1 µg/L**	----	----	----	----	----	----
Dibenz(a,h)anthracene	53-70-3	µg/L	**0.52 µg/L**	----	----	----	----	----	----
Fluoranthene	206-44-0	µg/L	**130 µg/L**	----	----	----	----	----	----
Fluorene	86-73-7	µg/L	**400 µg/L**	----	----	----	----	----	----
Indeno(1,2,3-c,d)pyrene	193-39-5	µg/L	**0.2 µg/L**	----	----	----	----	----	----
Methylnaphthalene, 1-	90-12-0	µg/L	**1800 µg/L**	----	----	----	----	----	----
Methylnaphthalene, 1+2-	----	µg/L	**1800 µg/L**	----	----	----	----	----	----

Methylnaphthalene, 2-	91-57-6	µg/L	**1800 µg/L**	----	----	----	----	----	----
Naphthalene	91-20-3	µg/L	**1400 µg/L**	----	----	----	----	----	----
Phenanthrene	85-01-8	µg/L	**580 µg/L**	----	----	----	----	----	----
Pyrene	129-00-0	µg/L	**68 µg/L**	----	----	----	----	----	----
Quinoline	91-22-5	µg/L	----	----	----	----	----	----	----
B(a)P total potency equivalents [B(a)P TPE]		µg/L	----	----	----	----	----	----	----
PAHs, high molecular weight (BC AWQ)	n/a	µg/L	----	----	----	----	----	----	----
PAHs, low molecular weight (BC AWQ)	n/a	µg/L	----	----	----	----	----	----	----
PAHs, total (CCME sewer 18)	n/a	µg/L	----	----	----	----	----	----	----
PAHs, total (EPA 16)	n/a	µg/L	----	----	----	----	----	----	----
Chrysene-d12	1719-03-5	%	----	----	----	----	----	----	----
Naphthalene-d8	1146-65-2	%	----	----	----	----	----	----	----
Phenanthrene-d10	1517-22-2	%	----	----	----	----	----	----	----

Key:

ON153/04 Ontario Regulation 153/04 - April 15, 2011 Standards (JUL, 2011)

T3-NPGW-C-All 153 T3-Non-Potable Ground Water-All Types of Property Uses (Coarse)

ALS Canada Ltd.

right solutions.
right partner.

QUALITY CONTROL INTERPRETIVE REPORT

Work Order	: **WT2533376**	Page	: 1 of 9
Amendment	: 1		
Client	: **AllRock Consulting Limited**	Laboratory	: ALS Environmental - Waterloo
Contact	: Nathan Martin	Account Manager	: Costas Farassoglou
Address	: 174 Colonnade Road, Unit 35 Ottawa ON Canada K2E 7J5	Address	: 60 Northland Road, Unit 1 Waterloo, Ontario Canada N2V 2B8
Telephone	: ----	Telephone	: 613 225 8279
Project	: 25433	Date Samples Received	: 18-Nov-2025 12:50
PO	: ----	Issue Date	: 28-Nov-2025 13:41
C-O-C number	: ----		
Sampler	: ----		
Site	: ----		
Quote number	: 2025 Bulk Rates		
No. of samples received	: 5		
No. of samples analysed	: 5		

This report is automatically generated by the ALS LIMS (Laboratory Information Management System) through evaluation of Quality Control (QC) results and other QA parameters associated with this submission, and is intended to facilitate rapid data validation by auditors or reviewers. The report highlights any exceptions and outliers to ALS Data Quality Objectives, provides holding time details and exceptions, summarizes QC sample frequencies, and lists applicable methodology references and summaries.

Key

Anonymous: Refers to samples which are not part of this work order, but which formed part of the QC process lot.
CAS Number: Chemical Abstracts Service number is a unique identifier assigned to discrete substances.
DQO: Data Quality Objective.
LOR: Limit of Reporting (detection limit).
RPD: Relative Percent Difference.

Workorder Comments

Holding times are displayed as "---" if no guidance exists from CCME, Canadian provinces, or broadly recognized international references.

Summary of Outliers

Outliers : Quality Control Samples

- No Method Blank value outliers occur.
- No Duplicate outliers occur.
- No Laboratory Control Sample (LCS) outliers occur
- No Matrix Spike outliers occur.
- No Test sample Surrogate recovery outliers exist.

Outliers: Reference Material (RM) Samples

- No Reference Material (RM) Sample outliers occur.

Outliers : Analysis Holding Time Compliance (Breaches)

- No Analysis Holding Time Outliers exist.

Outliers : Frequency of Quality Control Samples

- No Quality Control Sample Frequency Outliers occur.

Analysis Holding Time Compliance

This report summarizes extraction / preparation and analysis times and compares each with ALS recommended holding times, which are selected to meet known provincial and /or federal requirements. In the absence of regulatory hold times, ALS establishes recommendations based on guidelines published by organizations such as CCME, US EPA, APHA Standard Methods, ASTM, or Environment Canada (where available). Dates and holding times reported below represent the first dates of extraction or analysis. If subsequent tests or dilutions exceeded holding times, qualifiers are added (refer to COA).

If samples are identified below as having been analyzed or extracted outside of recommended holding times, measurement uncertainties may be increased, and this should be taken into consideration when interpreting results.

Where actual sampling date is not provided on the chain of custody, the date of receipt with time at 00:00 is used for calculation purposes.

Where only the sample date without time is provided on the chain of custody, the sampling date at 00:00 is used for calculation purposes.

Matrix: **Water**

Evaluation: × = Holding time exceedance ; ✓ = Within Holding Time

Analyte Group : Analytical Method / Container / Client Sample ID(s)	Method	Sampling Date	Extraction / Preparation				Analysis			
			Preparation Date	Holding Times Rec	Holding Times Actual	Eval	Analysis Date	Holding Times Rec	Holding Times Actual	Eval
Anions and Nutrients : Chloride in Water by IC										
HDPE [ON MECP] MW25-03	E235.Cl	17-Nov-2025	21-Nov-2025	28 days	4 days	✓	24-Nov-2025	28 days	4 days	✓
Anions and Nutrients : Chloride in Water by IC										
HDPE [ON MECP] MW25-04	E235.Cl	17-Nov-2025	21-Nov-2025	28 days	4 days	✓	21-Nov-2025	28 days	4 days	✓
Anions and Nutrients : Chloride in Water by IC										
HDPE [ON MECP] MW25-05	E235.Cl	17-Nov-2025	21-Nov-2025	28 days	4 days	✓	24-Nov-2025	28 days	4 days	✓
Anions and Nutrients : Chloride in Water by IC										
HDPE [ON MECP] MW25-06	E235.Cl	17-Nov-2025	21-Nov-2025	28 days	4 days	✓	24-Nov-2025	28 days	4 days	✓
Anions and Nutrients : Chloride in Water by IC										
HDPE [ON MECP] MW25-06 DUP	E235.Cl	17-Nov-2025	21-Nov-2025	28 days	4 days	✓	21-Nov-2025	28 days	4 days	✓
Hydrocarbons : CCME PHC - F1 by Headspace GC-FID (Low Level)										
Glass vial (sodium bisulfate) MW25-03	E581.F1-L	17-Nov-2025	24-Nov-2025	14 days	7 days	✓	24-Nov-2025	14 days	7 days	✓
Hydrocarbons : CCME PHC - F1 by Headspace GC-FID (Low Level)										
Glass vial (sodium bisulfate) MW25-04	E581.F1-L	17-Nov-2025	24-Nov-2025	14 days	7 days	✓	24-Nov-2025	14 days	7 days	✓

Matrix: **Water**

Evaluation: × = Holding time exceedance ; ✓ = Within Holding Time

Analyte Group : Analytical Method / Container / Client Sample ID(s)	Method	Sampling Date	Extraction / Preparation				Analysis			
			Preparation Date	Holding Times Rec	Holding Times Actual	Eval	Analysis Date	Holding Times Rec	Holding Times Actual	Eval
Hydrocarbons : CCME PHC - F1 by Headspace GC-FID (Low Level)										
Glass vial (sodium bisulfate) MW25-05	E581.F1-L	17-Nov-2025	24-Nov-2025	14 days	7 days	✓	24-Nov-2025	14 days	7 days	✓
Hydrocarbons : CCME PHC - F1 by Headspace GC-FID (Low Level)										
Glass vial (sodium bisulfate) MW25-06	E581.F1-L	17-Nov-2025	24-Nov-2025	14 days	7 days	✓	24-Nov-2025	14 days	7 days	✓
Hydrocarbons : CCME PHC - F1 by Headspace GC-FID (Low Level)										
Glass vial (sodium bisulfate) MW25-06 DUP	E581.F1-L	17-Nov-2025	24-Nov-2025	14 days	7 days	✓	24-Nov-2025	14 days	7 days	✓
Hydrocarbons : Silica Gel Treated CCME PHCs - F2-F4sg by GC-FID										
Amber glass/Teflon lined cap (sodium bisulfate) MW25-03	E601.SG	17-Nov-2025	24-Nov-2025	14 days	7 days	✓	26-Nov-2025	40 days	2 days	✓
Hydrocarbons : Silica Gel Treated CCME PHCs - F2-F4sg by GC-FID										
Amber glass/Teflon lined cap (sodium bisulfate) MW25-04	E601.SG	17-Nov-2025	24-Nov-2025	14 days	7 days	✓	26-Nov-2025	40 days	2 days	✓
Hydrocarbons : Silica Gel Treated CCME PHCs - F2-F4sg by GC-FID										
Amber glass/Teflon lined cap (sodium bisulfate) MW25-05	E601.SG	17-Nov-2025	24-Nov-2025	14 days	7 days	✓	26-Nov-2025	40 days	2 days	✓
Hydrocarbons : Silica Gel Treated CCME PHCs - F2-F4sg by GC-FID										
Amber glass/Teflon lined cap (sodium bisulfate) MW25-06	E601.SG	17-Nov-2025	24-Nov-2025	14 days	7 days	✓	26-Nov-2025	40 days	2 days	✓
Hydrocarbons : Silica Gel Treated CCME PHCs - F2-F4sg by GC-FID										
Amber glass/Teflon lined cap (sodium bisulfate) MW25-06 DUP	E601.SG	17-Nov-2025	24-Nov-2025	14 days	7 days	✓	26-Nov-2025	40 days	2 days	✓
Polycyclic Aromatic Hydrocarbons : PAHs in Water by Hexane LVI GC-MS										
Amber glass/Teflon lined cap (sodium bisulfate) MW25-04	E641A	17-Nov-2025	24-Nov-2025	14 days	7 days	✓	25-Nov-2025	40 days	1 days	✓

Matrix: **Water**

Evaluation: × = Holding time exceedance ; ✓ = Within Holding Time

Analyte Group : Analytical Method / Container / Client Sample ID(s)	Method	Sampling Date	Extraction / Preparation				Analysis			
			Preparation Date	Holding Times Rec	Holding Times Actual	Eval	Analysis Date	Holding Times Rec	Holding Times Actual	Eval
Polycyclic Aromatic Hydrocarbons : PAHs in Water by Hexane LVI GC-MS										
Amber glass/Teflon lined cap (sodium bisulfate) MW25-05	E641A	17-Nov-2025	24-Nov-2025	14 days	7 days	✓	25-Nov-2025	40 days	1 days	✓
Total Metals : Total Metals in Water by CRC ICPMS										
HDPE total (nitric acid) MW25-06	E420	17-Nov-2025	20-Nov-2025	180 days	2 days	✓	20-Nov-2025	180 days	2 days	✓
Total Metals : Total Metals in Water by CRC ICPMS										
HDPE total (nitric acid) MW25-06 DUP	E420	17-Nov-2025	20-Nov-2025	180 days	2 days	✓	20-Nov-2025	180 days	2 days	✓
Total Metals : Total Metals in Water by CRC ICPMS										
HDPE total (nitric acid) MW25-03	E420	17-Nov-2025	20-Nov-2025	180 days	3 days	✓	20-Nov-2025	180 days	3 days	✓
Total Metals : Total Metals in Water by CRC ICPMS										
HDPE total (nitric acid) MW25-04	E420	17-Nov-2025	20-Nov-2025	180 days	3 days	✓	20-Nov-2025	180 days	3 days	✓
Total Metals : Total Metals in Water by CRC ICPMS										
HDPE total (nitric acid) MW25-05	E420	17-Nov-2025	20-Nov-2025	180 days	3 days	✓	20-Nov-2025	180 days	3 days	✓
Volatile Organic Compounds : VOCs (Eastern Canada List) by Headspace GC-MS										
Glass vial (sodium bisulfate) MW25-03	E611D	17-Nov-2025	24-Nov-2025	14 days	7 days	✓	24-Nov-2025	14 days	7 days	✓
Volatile Organic Compounds : VOCs (Eastern Canada List) by Headspace GC-MS										
Glass vial (sodium bisulfate) MW25-04	E611D	17-Nov-2025	24-Nov-2025	14 days	7 days	✓	24-Nov-2025	14 days	7 days	✓
Volatile Organic Compounds : VOCs (Eastern Canada List) by Headspace GC-MS										
Glass vial (sodium bisulfate) MW25-05	E611D	17-Nov-2025	24-Nov-2025	14 days	7 days	✓	24-Nov-2025	14 days	7 days	✓

Matrix: **Water**

Evaluation: × = Holding time exceedance ; ✓ = Within Holding Time

Analyte Group : Analytical Method / Container / Client Sample ID(s)	Method	Sampling Date	Extraction / Preparation				Analysis			
			Preparation Date	Holding Times Rec	Holding Times Actual	Eval	Analysis Date	Holding Times Rec	Holding Times Actual	Eval
Volatile Organic Compounds : VOCs (Eastern Canada List) by Headspace GC-MS										
Glass vial (sodium bisulfate) MW25-06	E611D	17-Nov-2025	24-Nov-2025	14 days	7 days	✓	24-Nov-2025	14 days	7 days	✓
Volatile Organic Compounds : VOCs (Eastern Canada List) by Headspace GC-MS										
Glass vial (sodium bisulfate) MW25-06 DUP	E611D	17-Nov-2025	24-Nov-2025	14 days	7 days	✓	24-Nov-2025	14 days	7 days	✓

Legend & Qualifier Definitions

Rec. HT: ALS recommended hold time (see units).

Quality Control Parameter Frequency Compliance

The following report summarizes the frequency of laboratory QC samples analyzed within the analytical batches (QC lots) in which the submitted samples were processed. The actual frequency should be greater than or equal to the expected frequency.

Matrix: **Water**

Evaluation: × = *QC frequency outside specification*; ✓ = *QC frequency within specification.*

Quality Control Sample Type			Count		Frequency (%)		
Analytical Methods	*Method*	*QC Lot #*	*QC*	*Regular*	*Actual*	*Expected*	*Evaluation*
Laboratory Duplicates (DUP)							
Chloride in Water by IC	E235.Cl	2347387	2	25	8.0	5.0	✓
Total Metals in Water by CRC ICPMS	E420	2345941	1	11	9.0	5.0	✓
CCME PHC - F1 by Headspace GC-FID (Low Level)	E581.F1-L	2352597	1	7	14.2	5.0	✓
VOCs (Eastern Canada List) by Headspace GC-MS	E611D	2352596	1	9	11.1	5.0	✓
Laboratory Control Samples (LCS)							
Chloride in Water by IC	E235.Cl	2347387	2	25	8.0	5.0	✓
Total Metals in Water by CRC ICPMS	E420	2345941	1	11	9.0	5.0	✓
CCME PHC - F1 by Headspace GC-FID (Low Level)	E581.F1-L	2352597	1	7	14.2	5.0	✓
Silica Gel Treated CCME PHCs - F2-F4sg by GC-FID	E601.SG	2353096	1	15	6.6	5.0	✓
VOCs (Eastern Canada List) by Headspace GC-MS	E611D	2352596	1	9	11.1	5.0	✓
PAHs in Water by Hexane LVI GC-MS	E641A	2353097	1	11	9.0	5.0	✓
Method Blanks (MB)							
Chloride in Water by IC	E235.Cl	2347387	2	25	8.0	5.0	✓
Total Metals in Water by CRC ICPMS	E420	2345941	1	11	9.0	5.0	✓
CCME PHC - F1 by Headspace GC-FID (Low Level)	E581.F1-L	2352597	1	7	14.2	5.0	✓
Silica Gel Treated CCME PHCs - F2-F4sg by GC-FID	E601.SG	2353096	1	15	6.6	5.0	✓
VOCs (Eastern Canada List) by Headspace GC-MS	E611D	2352596	1	9	11.1	5.0	✓
PAHs in Water by Hexane LVI GC-MS	E641A	2353097	1	11	9.0	5.0	✓
Matrix Spikes (MS)							
Chloride in Water by IC	E235.Cl	2347387	2	25	8.0	5.0	✓
Total Metals in Water by CRC ICPMS	E420	2345941	1	11	9.0	5.0	✓
CCME PHC - F1 by Headspace GC-FID (Low Level)	E581.F1-L	2352597	1	7	14.2	5.0	✓
VOCs (Eastern Canada List) by Headspace GC-MS	E611D	2352596	1	9	11.1	5.0	✓

Methodology References and Summaries

The analytical methods used by ALS are developed using internationally recognized reference methods (where available), such as those published by US EPA, APHA Standard Methods, ASTM, ISO, Environment Canada, BC MOE, and Ontario MOE. Reference methods may incorporate modifications to improve performance (indicated by "mod").

Analytical Methods	Method / Lab	Matrix	Method Reference	Method Descriptions
Chloride in Water by IC	E235.Cl ALS Environmental - Waterloo	Water	EPA 300.1 (mod)	Inorganic anions are analyzed by Ion Chromatography with conductivity and/or UV detection.
Total Metals in Water by CRC ICPMS	E420 ALS Environmental - Waterloo	Water	EPA 200.2/6020B (mod)	Water samples are digested with nitric and hydrochloric acids, and analyzed by Collision/Reaction Cell ICPMS. Method Limitation (re: Sulfur): Sulfide and volatile sulfur species may not be recovered by this method.
CCME PHC - F1 by Headspace GC-FID (Low Level)	E581.F1-L ALS Environmental - Waterloo	Water	CCME PHC in Soil - Tier 1 (mod)	CCME Fraction 1 (F1) is analyzed by static headspace GC-FID. Samples are prepared in headspace vials and are heated and agitated on the headspace autosampler, causing VOCs to partition between the aqueous phase and the headspace in accordance with Henry's law. Analytical methods for CCME Petroleum Hydrocarbons (PHCs) are validated to comply fully with the Reference Method for the Canada-Wide Standard for PHC. Unless qualified, all required quality control criteria of the CCME PHC method have been met, including response factor and linearity requirements.
Silica Gel Treated CCME PHCs - F2-F4sg by GC-FID	E601.SG ALS Environmental - Waterloo	Water	CCME PHC in Soil - Tier 1 (mod)	Sample extracts are subjected to in-situ silica gel treatment prior to analysis by GC-FID for CCME hydrocarbon fractions (F2-F4). Analytical methods for CCME Petroleum Hydrocarbons (PHCs) are validated to comply fully with the Reference Method for the Canada-Wide Standard for PHC. Unless qualified, all required quality control criteria of the CCME PHC method have been met, including response factor and linearity requirements.
VOCs (Eastern Canada List) by Headspace GC-MS	E611D ALS Environmental - Waterloo	Water	EPA 8260D (mod)	Volatile Organic Compounds (VOCs) are analyzed by static headspace GC-MS. Samples are prepared in headspace vials and are heated and agitated on the headspace autosampler, causing VOCs to partition between the aqueous phase and the headspace in accordance with Henry's law.
PAHs in Water by Hexane LVI GC-MS	E641A ALS Environmental - Waterloo	Water	EPA 8270E (mod)	Polycyclic Aromatic Hydrocarbons (PAHs) are analyzed by large-volume injection (LVI) GC-MS. Totals and sub-totals (e.g., ΣPAH, low and high MW PAHs) are reported as the sum of the individual target compounds detected; the detection limit for any sum is calculated by the root-sum-of-squares (RSS) of the individual analyte limits (per CCME Vol. 4 Analytical Methods). Benzo[a]pyrene total potency equivalents (B[a]P-TEQ/TPEQ) are calculated in accordance with CCME using the published potency-equivalency factors; non-detects are assigned one-half of the limit of reporting (LOR) in the TEQ calculation.
F1-BTEX	EC580 ALS Environmental - Waterloo	Water	CCME PHC in Soil - Tier 1	F1-BTEX is calculated as follows: F1-BTEX = F1 (C6-C10) minus benzene, toluene, ethylbenzene and xylenes (BTEX).

Analytical Methods	Method / Lab	Matrix	Method Reference	Method Descriptions
SUM F1 to F4 where F2-F4 is SG treated	EC581SG ALS Environmental - Waterloo	Water	CCME PHC in Soil - Tier 1	Hydrocarbons, total (C6-C50) is the sum of CCME Fraction F1(C6-C10), F2(C10-C16), F3(C16-C34), and F4(C34-C50), where F2-F4 have been treated with silica gel. F4G-sg is not used within this calculation due to overlap with other fractions.

Preparation Methods	Method / Lab	Matrix	Method Reference	Method Descriptions
VOCs Preparation for Headspace Analysis	EP581 ALS Environmental - Waterloo	Water	EPA 5021A (mod)	Samples are prepared in headspace vials and are heated and agitated on the headspace autosampler. An aliquot of the headspace is then injected into a GC-MS-FID.
PHCs and PAHs Hexane Extraction	EP601 ALS Environmental - Waterloo	Water	EPA 3511 (mod)	Petroleum Hydrocarbons (PHCs) and Polycyclic Aromatic Hydrocarbons (PAHs) are extracted using a hexane liquid-liquid extraction.

ALS Canada Ltd.

right solutions.
right partner.

QUALITY CONTROL REPORT

Work Order	: **WT2533376**	Page	: 1 of 12
Amendment	: **1**		
Client	: AllRock Consulting Limited	Laboratory	: ALS Environmental - Waterloo
Contact	: Nathan Martin	Account Manager	: Costas Farassoglou
Address	: 174 Colonnade Road, Unit 35 Ottawa ON Canada K2E 7J5	Address	: 60 Northland Road, Unit 1 Waterloo, Ontario Canada N2V 2B8
Telephone	: ----	Telephone	: 613 225 8279
Project	: 25433	Date Samples Received	: 18-Nov-2025 12:50
PO	: ----	Date Analysis Commenced	: 20-Nov-2025
C-O-C number	: ----	Issue Date	: 28-Nov-2025 13:41
Sampler	: ----		
Site	: ----		
Quote number	: 2025 Bulk Rates		
No. of samples received	: 5		
No. of samples analysed	: 5		

This report supersedes any previous report(s) with this reference. Results apply to the sample(s) as submitted. This document shall not be reproduced, except in full.

This Quality Control Report contains the following information:

- Laboratory Duplicate (DUP) Report; Relative Percent Difference (RPD) and Data Quality Objectives
- Matrix Spike (MS) Report; Recovery and Data Quality Objectives
- Method Blank (MB) Report; Recovery and Data Quality Objectives
- Laboratory Control Sample (LCS) Report; Recovery and Data Quality Objectives

Signatories

This document has been electronically signed by the authorized signatories below. Electronic signing is conducted in accordance with US FDA 21 CFR Part 11.

Signatories	*Position*	*Laboratory Department*
Amaninder Dhillon	Team Lead - Semi-Volatile Instrumentation	Waterloo Organics, Waterloo, Ontario
Danielle Gravel	Supervisor - Semi-Volatile Instrumentation	Waterloo Organics, Waterloo, Ontario
David Tremblett	VOC Section Supervisor	Waterloo VOC, Waterloo, Ontario
Walt Kippenhuck	Supervisor - Inorganic	Waterloo Inorganics, Waterloo, Ontario
Walt Kippenhuck	Supervisor - Inorganic	Waterloo Metals, Waterloo, Ontario

General Comments

The ALS Quality Control (QC) report is optionally provided to ALS clients upon request. ALS test methods include comprehensive QC checks with every analysis to ensure our high standards of quality are met. Each QC result has a known or expected target value, which is compared against predetermined Data Quality Objectives (DQOs) to provide confidence in the accuracy of associated test results. This report contains detailed results for all QC results applicable to this sample submission. Please refer to the ALS Quality Control Interpretation report (QCI) for applicable method references and methodology summaries.

Key :

Anonymous = Refers to samples which are not part of this work order, but which formed part of the QC process lot.
CAS Number = Chemical Abstracts Service number is a unique identifier assigned to discrete substances.
DQO = Data Quality Objective.
LOR = Limit of Reporting (detection limit).
RPD = Relative Percent Difference
# = Indicates a QC result that did not meet the ALS DQO.

Workorder Comments

Holding times are displayed as "---" if no guidance exists from CCME, Canadian provinces, or broadly recognized international references.

Laboratory Duplicate (DUP) Report

A Laboratory Duplicate (DUP) is a randomly selected intralaboratory replicate sample. Laboratory Duplicates provide information regarding method precision and sample heterogeneity. ALS DQOs for Laboratory Duplicates are expressed as test-specific limits for Relative Percent Difference (RPD), or as an absolute difference limit of 2 times the LOR for low concentration duplicates within ~ 4-10 times the LOR (cut-off is test-specific).

Sub-Matrix: **Water**

					Laboratory Duplicate (DUP) Report						
Laboratory sample ID	*Client sample ID*	*Analyte*	*CAS Number*	*Method*	*LOR*	*Unit*	*Original Result*	*Duplicate Result*	*RPD(%) or Difference*	*Duplicate Limits*	*Qualifier*
Anions and Nutrients (QC Lot: 2347385)											
WT2533299-001	Anonymous	Chloride	16887-00-6	E235.Cl	0.50	mg/L	67.8	67.7	0.218%	20%	----
Anions and Nutrients (QC Lot: 2347387)											
WT2532423-004	Anonymous	Chloride	16887-00-6	E235.Cl	0.50	mg/L	72.7	72.7	0.0248%	20%	----
Total Metals (QC Lot: 2345941)											
HA2505077-001	Anonymous	Sodium, total	7440-23-5	E420	0.050	mg/L	158	156	0.933%	20%	----
Volatile Organic Compounds (QC Lot: 2352596)											
WT2533317-002	Anonymous	Acetone	67-64-1	E611D	20	µg/L	<20	<20	0	Diff <2x LOR	----
		Benzene	71-43-2	E611D	0.50	µg/L	<0.50	<0.50	0	Diff <2x LOR	----
		Bromodichloromethane	75-27-4	E611D	0.50	µg/L	<0.50	<0.50	0	Diff <2x LOR	----
		Bromoform	75-25-2	E611D	0.50	µg/L	<0.50	<0.50	0	Diff <2x LOR	----
		Bromomethane	74-83-9	E611D	0.50	µg/L	<0.50	<0.50	0	Diff <2x LOR	----
		Carbon tetrachloride	56-23-5	E611D	0.20	µg/L	<0.20	<0.20	0	Diff <2x LOR	----
		Chlorobenzene	108-90-7	E611D	0.50	µg/L	<0.50	<0.50	0	Diff <2x LOR	----
		Chloroform	67-66-3	E611D	0.50	µg/L	<0.50	<0.50	0	Diff <2x LOR	----
		Dibromochloromethane	124-48-1	E611D	0.50	µg/L	<0.50	<0.50	0	Diff <2x LOR	----
		Dibromoethane, 1,2-	106-93-4	E611D	0.20	µg/L	<0.20	<0.20	0	Diff <2x LOR	----
		Dichlorobenzene, 1,2-	95-50-1	E611D	0.50	µg/L	<0.50	<0.50	0	Diff <2x LOR	----
		Dichlorobenzene, 1,3-	541-73-1	E611D	0.50	µg/L	<0.50	<0.50	0	Diff <2x LOR	----
		Dichlorobenzene, 1,4-	106-46-7	E611D	0.50	µg/L	<0.50	<0.50	0	Diff <2x LOR	----
		Dichlorodifluoromethane	75-71-8	E611D	0.50	µg/L	<0.50	<0.50	0	Diff <2x LOR	----
		Dichloroethane, 1,1-	75-34-3	E611D	0.50	µg/L	<0.50	<0.50	0	Diff <2x LOR	----
		Dichloroethane, 1,2-	107-06-2	E611D	0.50	µg/L	<0.50	<0.50	0	Diff <2x LOR	----
		Dichloroethylene, 1,1-	75-35-4	E611D	0.50	µg/L	<0.50	<0.50	0	Diff <2x LOR	----
		Dichloroethylene, cis-1,2-	156-59-2	E611D	0.50	µg/L	<0.50	<0.50	0	Diff <2x LOR	----
		Dichloroethylene, trans-1,2-	156-60-5	E611D	0.50	µg/L	<0.50	<0.50	0	Diff <2x LOR	----
		Dichloromethane	75-09-2	E611D	1.0	µg/L	<1.0	<1.0	0	Diff <2x LOR	----
		Dichloropropane, 1,2-	78-87-5	E611D	0.50	µg/L	<0.50	<0.50	0	Diff <2x LOR	----
		Dichloropropylene, cis-1,3-	10061-01-5	E611D	0.30	µg/L	<0.30	<0.30	0	Diff <2x LOR	----
		Dichloropropylene, trans-1,3-	10061-02-6	E611D	0.30	µg/L	<0.30	<0.30	0	Diff <2x LOR	----
		Ethylbenzene	100-41-4	E611D	0.50	µg/L	<0.50	<0.50	0	Diff <2x LOR	----

Sub-Matrix: **Water**

Laboratory sample ID	Client sample ID	Analyte	CAS Number	Method	Laboratory Duplicate (DUP) Report						
					LOR	Unit	Original Result	Duplicate Result	RPD(%) or Difference	Duplicate Limits	Qualifier
Volatile Organic Compounds (QC Lot: 2352596) - continued											
WT2533317-002	Anonymous	Hexane, n-	110-54-3	E611D	0.50	µg/L	<0.50	<0.50	0	Diff <2x LOR	----
		Methyl ethyl ketone [MEK]	78-93-3	E611D	20	µg/L	<20	<20	0	Diff <2x LOR	----
		Methyl isobutyl ketone [MIBK]	108-10-1	E611D	20	µg/L	<20	<20	0	Diff <2x LOR	----
		Methyl-tert-butyl ether [MTBE]	1634-04-4	E611D	0.50	µg/L	<0.50	<0.50	0	Diff <2x LOR	----
		Styrene	100-42-5	E611D	0.50	µg/L	<0.50	<0.50	0	Diff <2x LOR	----
		Tetrachloroethane, 1,1,1,2-	630-20-6	E611D	0.50	µg/L	<0.50	<0.50	0	Diff <2x LOR	----
		Tetrachloroethane, 1,1,2,2-	79-34-5	E611D	0.50	µg/L	<0.50	<0.50	0	Diff <2x LOR	----
		Tetrachloroethylene	127-18-4	E611D	0.50	µg/L	<0.50	<0.50	0	Diff <2x LOR	----
		Toluene	108-88-3	E611D	0.50	µg/L	<0.50	<0.50	0	Diff <2x LOR	----
		Trichloroethane, 1,1,1-	71-55-6	E611D	0.50	µg/L	<0.50	<0.50	0	Diff <2x LOR	----
		Trichloroethane, 1,1,2-	79-00-5	E611D	0.50	µg/L	<0.50	<0.50	0	Diff <2x LOR	----
		Trichloroethylene	79-01-6	E611D	0.50	µg/L	<0.50	<0.50	0	Diff <2x LOR	----
		Trichlorofluoromethane	75-69-4	E611D	0.50	µg/L	<0.50	<0.50	0	Diff <2x LOR	----
		Vinyl chloride	75-01-4	E611D	0.20	µg/L	<0.20	<0.20	0	Diff <2x LOR	----
		Xylene, m+p-	179601-23-1	E611D	0.40	µg/L	<0.40	<0.40	0	Diff <2x LOR	----
		Xylene, o-	95-47-6	E611D	0.30	µg/L	<0.30	<0.30	0	Diff <2x LOR	----
Hydrocarbons (QC Lot: 2352597)											
WT2533317-002	Anonymous	F1 (C6-C10)	----	E581.F1-L	25	µg/L	<25	<25	0	Diff <2x LOR	----

Method Blank (MB) Report

A Method Blank is an analyte-free matrix that undergoes sample processing identical to that carried out for test samples. Method Blank results are used to monitor and control for potential contamination from the laboratory environment and reagents. For most tests, the DQO for Method Blanks is for the result to be < LOR.

Sub-Matrix: **Water**

Analyte	CAS Number	Method	LOR	Unit	Result	Qualifier
Anions and Nutrients (QCLot: 2347385)						
Chloride	16887-00-6	E235.Cl	0.5	mg/L	<0.50	----
Anions and Nutrients (QCLot: 2347387)						
Chloride	16887-00-6	E235.Cl	0.5	mg/L	<0.50	----
Total Metals (QCLot: 2345941)						
Sodium, total	7440-23-5	E420	0.05	mg/L	<0.050	----
Volatile Organic Compounds (QCLot: 2352596)						
Acetone	67-64-1	E611D	20	µg/L	<20	----
Benzene	71-43-2	E611D	0.5	µg/L	<0.50	----
Bromodichloromethane	75-27-4	E611D	0.5	µg/L	<0.50	----
Bromoform	75-25-2	E611D	0.5	µg/L	<0.50	----
Bromomethane	74-83-9	E611D	0.5	µg/L	<0.50	----
Carbon tetrachloride	56-23-5	E611D	0.2	µg/L	<0.20	----
Chlorobenzene	108-90-7	E611D	0.5	µg/L	<0.50	----
Chloroform	67-66-3	E611D	0.5	µg/L	<0.50	----
Dibromochloromethane	124-48-1	E611D	0.5	µg/L	<0.50	----
Dibromoethane, 1,2-	106-93-4	E611D	0.2	µg/L	<0.20	----
Dichlorobenzene, 1,2-	95-50-1	E611D	0.5	µg/L	<0.50	----
Dichlorobenzene, 1,3-	541-73-1	E611D	0.5	µg/L	<0.50	----
Dichlorobenzene, 1,4-	106-46-7	E611D	0.5	µg/L	<0.50	----
Dichlorodifluoromethane	75-71-8	E611D	0.5	µg/L	<0.50	----
Dichloroethane, 1,1-	75-34-3	E611D	0.5	µg/L	<0.50	----
Dichloroethane, 1,2-	107-06-2	E611D	0.5	µg/L	<0.50	----
Dichloroethylene, 1,1-	75-35-4	E611D	0.5	µg/L	<0.50	----
Dichloroethylene, cis-1,2-	156-59-2	E611D	0.5	µg/L	<0.50	----
Dichloroethylene, trans-1,2-	156-60-5	E611D	0.5	µg/L	<0.50	----
Dichloromethane	75-09-2	E611D	1	µg/L	<1.0	----
Dichloropropane, 1,2-	78-87-5	E611D	0.5	µg/L	<0.50	----
Dichloropropylene, cis-1,3-	10061-01-5	E611D	0.3	µg/L	<0.30	----
Dichloropropylene, trans-1,3-	10061-02-6	E611D	0.3	µg/L	<0.30	----
Ethylbenzene	100-41-4	E611D	0.5	µg/L	<0.50	----
Hexane, n-	110-54-3	E611D	0.5	µg/L	<0.50	----
Methyl ethyl ketone [MEK]	78-93-3	E611D	20	µg/L	<20	----

Sub-Matrix: **Water**

Analyte	CAS Number	Method	LOR	Unit	Result	Qualifier
Volatile Organic Compounds (QCLot: 2352596) - continued						
Methyl isobutyl ketone [MIBK]	108-10-1	E611D	20	µg/L	<20	----
Methyl-tert-butyl ether [MTBE]	1634-04-4	E611D	0.5	µg/L	<0.50	----
Styrene	100-42-5	E611D	0.5	µg/L	<0.50	----
Tetrachloroethane, 1,1,1,2-	630-20-6	E611D	0.5	µg/L	<0.50	----
Tetrachloroethane, 1,1,2,2-	79-34-5	E611D	0.5	µg/L	<0.50	----
Tetrachloroethylene	127-18-4	E611D	0.5	µg/L	<0.50	----
Toluene	108-88-3	E611D	0.5	µg/L	<0.50	----
Trichloroethane, 1,1,1-	71-55-6	E611D	0.5	µg/L	<0.50	----
Trichloroethane, 1,1,2-	79-00-5	E611D	0.5	µg/L	<0.50	----
Trichloroethylene	79-01-6	E611D	0.5	µg/L	<0.50	----
Trichlorofluoromethane	75-69-4	E611D	0.5	µg/L	<0.50	----
Vinyl chloride	75-01-4	E611D	0.2	µg/L	<0.20	----
Xylene, m+p-	179601-23-1	E611D	0.4	µg/L	<0.40	----
Xylene, o-	95-47-6	E611D	0.3	µg/L	<0.30	----
Hydrocarbons (QCLot: 2352597)						
F1 (C6-C10)	----	E581.F1-L	25	µg/L	<25	----
Hydrocarbons (QCLot: 2353096)						
F2 (C10-C16)	----	E601.SG	100	µg/L	<100	----
F3 (C16-C34)	----	E601.SG	250	µg/L	<250	----
F4 (C34-C50)	----	E601.SG	250	µg/L	<250	----
Polycyclic Aromatic Hydrocarbons (QCLot: 2353097)						
Acenaphthene	83-32-9	E641A	0.01	µg/L	<0.010	----
Acenaphthylene	208-96-8	E641A	0.01	µg/L	<0.010	----
Acridine	260-94-6	E641A	0.01	µg/L	<0.010	----
Anthracene	120-12-7	E641A	0.01	µg/L	<0.010	----
Benz(a)anthracene	56-55-3	E641A	0.01	µg/L	<0.010	----
Benzo(a)pyrene	50-32-8	E641A	0.005	µg/L	<0.0050	----
Benzo(b+j)fluoranthene	n/a	E641A	0.01	µg/L	<0.010	----
Benzo(g,h,i)perylene	191-24-2	E641A	0.01	µg/L	<0.010	----
Benzo(k)fluoranthene	207-08-9	E641A	0.01	µg/L	<0.010	----
Chrysene	218-01-9	E641A	0.01	µg/L	<0.010	----
Dibenz(a,h)anthracene	53-70-3	E641A	0.005	µg/L	<0.0050	----
Fluoranthene	206-44-0	E641A	0.01	µg/L	<0.010	----
Fluorene	86-73-7	E641A	0.01	µg/L	<0.010	----
Indeno(1,2,3-c,d)pyrene	193-39-5	E641A	0.01	µg/L	<0.010	----

Sub-Matrix: **Water**

Analyte	CAS Number	Method	LOR	Unit	Result	Qualifier
Polycyclic Aromatic Hydrocarbons (QCLot: 2353097) - continued						
Methylnaphthalene, 1-	90-12-0	E641A	0.01	µg/L	<0.010	----
Methylnaphthalene, 2-	91-57-6	E641A	0.01	µg/L	<0.010	----
Naphthalene	91-20-3	E641A	0.05	µg/L	<0.050	----
Phenanthrene	85-01-8	E641A	0.02	µg/L	<0.020	----
Pyrene	129-00-0	E641A	0.01	µg/L	<0.010	----
Quinoline	91-22-5	E641A	0.05	µg/L	<0.050	----

Laboratory Control Sample (LCS) Report

A Laboratory Control Sample (LCS) is an analyte-free matrix that has been fortified (spiked) with test analytes at known concentration and processed in an identical manner to test samples. LCS results are expressed as percent recovery, and are used to monitor and control test method accuracy and precision, independent of test sample matrix.

Sub-Matrix: **Water**

					Laboratory Control Sample (LCS) Report				
					Spike	Recovery (%)	Recovery Limits (%)		
Analyte	CAS Number	Method	LOR	Unit	Target Concentration	LCS	Low	High	Qualifier
Anions and Nutrients (QCLot: 2347385)									
Chloride	16887-00-6	E235.Cl	0.5	mg/L	100 mg/L	102	90.0	110	----
Anions and Nutrients (QCLot: 2347387)									
Chloride	16887-00-6	E235.Cl	0.5	mg/L	100 mg/L	103	90.0	110	----
Total Metals (QCLot: 2345941)									
Sodium, total	7440-23-5	E420	0.05	mg/L	2.5 mg/L	104	80.0	120	----
Volatile Organic Compounds (QCLot: 2352596)									
Acetone	67-64-1	E611D	20	µg/L	100 µg/L	117	70.0	130	----
Benzene	71-43-2	E611D	0.5	µg/L	100 µg/L	110	70.0	130	----
Bromodichloromethane	75-27-4	E611D	0.5	µg/L	100 µg/L	109	70.0	130	----
Bromoform	75-25-2	E611D	0.5	µg/L	100 µg/L	105	70.0	130	----
Bromomethane	74-83-9	E611D	0.5	µg/L	100 µg/L	78.2	60.0	140	----
Carbon tetrachloride	56-23-5	E611D	0.2	µg/L	100 µg/L	104	70.0	130	----
Chlorobenzene	108-90-7	E611D	0.5	µg/L	100 µg/L	103	70.0	130	----
Chloroform	67-66-3	E611D	0.5	µg/L	100 µg/L	106	70.0	130	----
Dibromochloromethane	124-48-1	E611D	0.5	µg/L	100 µg/L	106	70.0	130	----
Dibromoethane, 1,2-	106-93-4	E611D	0.2	µg/L	100 µg/L	95.7	70.0	130	----
Dichlorobenzene, 1,2-	95-50-1	E611D	0.5	µg/L	100 µg/L	104	70.0	130	----
Dichlorobenzene, 1,3-	541-73-1	E611D	0.5	µg/L	100 µg/L	104	70.0	130	----
Dichlorobenzene, 1,4-	106-46-7	E611D	0.5	µg/L	100 µg/L	108	70.0	130	----
Dichlorodifluoromethane	75-71-8	E611D	0.5	µg/L	100 µg/L	95.9	60.0	140	----
Dichloroethane, 1,1-	75-34-3	E611D	0.5	µg/L	100 µg/L	108	70.0	130	----
Dichloroethane, 1,2-	107-06-2	E611D	0.5	µg/L	100 µg/L	107	70.0	130	----
Dichloroethylene, 1,1-	75-35-4	E611D	0.5	µg/L	100 µg/L	106	70.0	130	----
Dichloroethylene, cis-1,2-	156-59-2	E611D	0.5	µg/L	100 µg/L	106	70.0	130	----
Dichloroethylene, trans-1,2-	156-60-5	E611D	0.5	µg/L	100 µg/L	104	70.0	130	----
Dichloromethane	75-09-2	E611D	1	µg/L	100 µg/L	102	70.0	130	----
Dichloropropane, 1,2-	78-87-5	E611D	0.5	µg/L	100 µg/L	105	70.0	130	----
Dichloropropylene, cis-1,3-	10061-01-5	E611D	0.3	µg/L	100 µg/L	98.2	70.0	130	----
Dichloropropylene, trans-1,3-	10061-02-6	E611D	0.3	µg/L	100 µg/L	95.9	70.0	130	----
Ethylbenzene	100-41-4	E611D	0.5	µg/L	100 µg/L	108	70.0	130	----
Hexane, n-	110-54-3	E611D	0.5	µg/L	100 µg/L	107	70.0	130	----

Sub-Matrix: **Water**

Analyte	CAS Number	Method	LOR	Unit	Laboratory Control Sample (LCS) Report: Spike: Target Concentration	Recovery (%): LCS	Recovery Limits (%): Low	Recovery Limits (%): High	Qualifier
Volatile Organic Compounds (QCLot: 2352596) - continued									
Methyl ethyl ketone [MEK]	78-93-3	E611D	20	µg/L	100 µg/L	98.5	70.0	130	----
Methyl isobutyl ketone [MIBK]	108-10-1	E611D	20	µg/L	100 µg/L	99.7	70.0	130	----
Methyl-tert-butyl ether [MTBE]	1634-04-4	E611D	0.5	µg/L	100 µg/L	103	70.0	130	----
Styrene	100-42-5	E611D	0.5	µg/L	100 µg/L	98.4	70.0	130	----
Tetrachloroethane, 1,1,1,2-	630-20-6	E611D	0.5	µg/L	100 µg/L	97.2	70.0	130	----
Tetrachloroethane, 1,1,2,2-	79-34-5	E611D	0.5	µg/L	100 µg/L	104	70.0	130	----
Tetrachloroethylene	127-18-4	E611D	0.5	µg/L	100 µg/L	101	70.0	130	----
Toluene	108-88-3	E611D	0.5	µg/L	100 µg/L	107	70.0	130	----
Trichloroethane, 1,1,1-	71-55-6	E611D	0.5	µg/L	100 µg/L	103	70.0	130	----
Trichloroethane, 1,1,2-	79-00-5	E611D	0.5	µg/L	100 µg/L	96.4	70.0	130	----
Trichloroethylene	79-01-6	E611D	0.5	µg/L	100 µg/L	104	70.0	130	----
Trichlorofluoromethane	75-69-4	E611D	0.5	µg/L	100 µg/L	102	60.0	140	----
Vinyl chloride	75-01-4	E611D	0.2	µg/L	100 µg/L	99.3	60.0	140	----
Xylene, m+p-	179601-23-1	E611D	0.4	µg/L	200 µg/L	103	70.0	130	----
Xylene, o-	95-47-6	E611D	0.3	µg/L	100 µg/L	108	70.0	130	----
Hydrocarbons (QCLot: 2352597)									
F1 (C6-C10)	----	E581.F1-L	25	µg/L	2000 µg/L	107	80.0	120	----
Hydrocarbons (QCLot: 2353096)									
F2 (C10-C16)	----	E601.SG	100	µg/L	3770 µg/L	101	70.0	130	----
F3 (C16-C34)	----	E601.SG	250	µg/L	7760 µg/L	104	70.0	130	----
F4 (C34-C50)	----	E601.SG	250	µg/L	4200 µg/L	96.7	70.0	130	----
Polycyclic Aromatic Hydrocarbons (QCLot: 2353097)									
Acenaphthene	83-32-9	E641A	0.01	µg/L	0.526 µg/L	99.3	50.0	140	----
Acenaphthylene	208-96-8	E641A	0.01	µg/L	0.526 µg/L	97.2	50.0	140	----
Acridine	260-94-6	E641A	0.01	µg/L	0.526 µg/L	124	50.0	140	----
Anthracene	120-12-7	E641A	0.01	µg/L	0.526 µg/L	95.9	50.0	140	----
Benz(a)anthracene	56-55-3	E641A	0.01	µg/L	0.526 µg/L	108	50.0	140	----
Benzo(a)pyrene	50-32-8	E641A	0.005	µg/L	0.526 µg/L	114	50.0	140	----
Benzo(b+j)fluoranthene	n/a	E641A	0.01	µg/L	0.526 µg/L	92.4	50.0	140	----
Benzo(g,h,i)perylene	191-24-2	E641A	0.01	µg/L	0.526 µg/L	109	50.0	140	----
Benzo(k)fluoranthene	207-08-9	E641A	0.01	µg/L	0.526 µg/L	99.5	50.0	140	----
Chrysene	218-01-9	E641A	0.01	µg/L	0.526 µg/L	107	50.0	140	----
Dibenz(a,h)anthracene	53-70-3	E641A	0.005	µg/L	0.526 µg/L	109	50.0	140	----
Fluoranthene	206-44-0	E641A	0.01	µg/L	0.526 µg/L	113	50.0	140	----

Sub-Matrix: **Water**

					Laboratory Control Sample (LCS) Report				
					Spike	Recovery (%)	Recovery Limits (%)		
Analyte	CAS Number	Method	LOR	Unit	Target Concentration	LCS	Low	High	Qualifier
Polycyclic Aromatic Hydrocarbons (QCLot: 2353097) - continued									
Fluorene	86-73-7	E641A	0.01	µg/L	0.526 µg/L	112	50.0	140	----
Indeno(1,2,3-c,d)pyrene	193-39-5	E641A	0.01	µg/L	0.526 µg/L	130	50.0	140	----
Methylnaphthalene, 1-	90-12-0	E641A	0.01	µg/L	0.526 µg/L	99.6	50.0	140	----
Methylnaphthalene, 2-	91-57-6	E641A	0.01	µg/L	0.526 µg/L	98.0	50.0	140	----
Naphthalene	91-20-3	E641A	0.05	µg/L	0.526 µg/L	103	50.0	140	----
Phenanthrene	85-01-8	E641A	0.02	µg/L	0.526 µg/L	111	50.0	140	----
Pyrene	129-00-0	E641A	0.01	µg/L	0.526 µg/L	114	50.0	140	----
Quinoline	91-22-5	E641A	0.05	µg/L	0.526 µg/L	107	50.0	140	----

Matrix Spike (MS) Report

A Matrix Spike (MS) is a randomly selected intra-laboratory replicate sample that has been fortified (spiked) with test analytes at known concentration, and processed in an identical manner to test samples. Matrix Spikes provide information regarding analyte recovery and potential matrix effects. MS DQO exceedances due to sample matrix may sometimes be unavoidable; in such cases, test results for the associated sample (or similar samples) may be subject to bias. ND – Recovery not determined, background level >= 1x spike level.

Sub-Matrix: **Water**

					Matrix Spike (MS) Report					
					Spike		Recovery (%)	Recovery Limits (%)		
Laboratory sample ID	Client sample ID	Analyte	CAS Number	Method	Concentration	Target	MS	Low	High	Qualifier
Anions and Nutrients (QCLot: 2347385)										
WT2533299-001	Anonymous	Chloride	16887-00-6	E235.Cl	98.1 mg/L	100 mg/L	98.1	75.0	125	----
Anions and Nutrients (QCLot: 2347387)										
WT2532423-004	Anonymous	Chloride	16887-00-6	E235.Cl	110 mg/L	100 mg/L	110	75.0	125	----
Total Metals (QCLot: 2345941)										
HA2505080-001	Anonymous	Sodium, total	7440-23-5	E420	ND mg/L	----	ND	70.0	130	----
Volatile Organic Compounds (QCLot: 2352596)										
WT2533317-002	Anonymous	Acetone	67-64-1	E611D	114 µg/L	100 µg/L	114	60.0	140	----
		Benzene	71-43-2	E611D	102 µg/L	100 µg/L	102	60.0	140	----
		Bromodichloromethane	75-27-4	E611D	105 µg/L	100 µg/L	105	60.0	140	----
		Bromoform	75-25-2	E611D	107 µg/L	100 µg/L	107	60.0	140	----
		Bromomethane	74-83-9	E611D	71.3 µg/L	100 µg/L	71.3	60.0	140	----
		Carbon tetrachloride	56-23-5	E611D	94.9 µg/L	100 µg/L	94.9	60.0	140	----
		Chlorobenzene	108-90-7	E611D	100 µg/L	100 µg/L	100	60.0	140	----
		Chloroform	67-66-3	E611D	102 µg/L	100 µg/L	102	60.0	140	----
		Dibromochloromethane	124-48-1	E611D	107 µg/L	100 µg/L	107	60.0	140	----
		Dibromoethane, 1,2-	106-93-4	E611D	96.3 µg/L	100 µg/L	96.3	60.0	140	----
		Dichlorobenzene, 1,2-	95-50-1	E611D	103 µg/L	100 µg/L	103	60.0	140	----
		Dichlorobenzene, 1,3-	541-73-1	E611D	100.0 µg/L	100 µg/L	100.0	60.0	140	----
		Dichlorobenzene, 1,4-	106-46-7	E611D	104 µg/L	100 µg/L	104	60.0	140	----
		Dichlorodifluoromethane	75-71-8	E611D	75.6 µg/L	100 µg/L	75.6	60.0	140	----
		Dichloroethane, 1,1-	75-34-3	E611D	98.8 µg/L	100 µg/L	98.8	60.0	140	----
		Dichloroethane, 1,2-	107-06-2	E611D	106 µg/L	100 µg/L	106	60.0	140	----
		Dichloroethylene, 1,1-	75-35-4	E611D	97.0 µg/L	100 µg/L	97.0	60.0	140	----
		Dichloroethylene, cis-1,2-	156-59-2	E611D	102 µg/L	100 µg/L	102	60.0	140	----
		Dichloroethylene, trans-1,2-	156-60-5	E611D	96.6 µg/L	100 µg/L	96.6	60.0	140	----
		Dichloromethane	75-09-2	E611D	97.8 µg/L	100 µg/L	97.8	60.0	140	----
		Dichloropropane, 1,2-	78-87-5	E611D	102 µg/L	100 µg/L	102	60.0	140	----
		Dichloropropylene, cis-1,3-	10061-01-5	E611D	95.2 µg/L	100 µg/L	95.2	60.0	140	----
		Dichloropropylene, trans-1,3-	10061-02-6	E611D	95.4 µg/L	100 µg/L	95.4	60.0	140	----
		Ethylbenzene	100-41-4	E611D	101 µg/L	100 µg/L	101	60.0	140	----
		Hexane, n-	110-54-3	E611D	92.8 µg/L	100 µg/L	92.8	60.0	140	----
		Methyl ethyl ketone [MEK]	78-93-3	E611D	106 µg/L	100 µg/L	106	60.0	140	----
		Methyl isobutyl ketone [MIBK]	108-10-1	E611D	102 µg/L	100 µg/L	102	60.0	140	----
		Methyl-tert-butyl ether [MTBE]	1634-04-4	E611D	101 µg/L	100 µg/L	101	60.0	140	----
		Styrene	100-42-5	E611D	96.7 µg/L	100 µg/L	96.7	60.0	140	----
		Tetrachloroethane, 1,1,1,2-	630-20-6	E611D	95.3 µg/L	100 µg/L	95.3	60.0	140	----
		Tetrachloroethane, 1,1,2,2-	79-34-5	E611D	110 µg/L	100 µg/L	110	60.0	140	----
		Tetrachloroethylene	127-18-4	E611D	94.3 µg/L	100 µg/L	94.3	60.0	140	----

Sub-Matrix: **Water**

					Matrix Spike (MS) Report					
					Spike		Recovery (%)	Recovery Limits (%)		
Laboratory sample ID	Client sample ID	Analyte	CAS Number	Method	Concentration	Target	MS	Low	High	Qualifier
Volatile Organic Compounds (QCLot: 2352596) - continued										
WT2533317-002	Anonymous	Toluene	108-88-3	E611D	101 µg/L	100 µg/L	101	60.0	140	----
		Trichloroethane, 1,1,1-	71-55-6	E611D	94.0 µg/L	100 µg/L	94.0	60.0	140	----
		Trichloroethane, 1,1,2-	79-00-5	E611D	97.5 µg/L	100 µg/L	97.5	60.0	140	----
		Trichloroethylene	79-01-6	E611D	96.5 µg/L	100 µg/L	96.5	60.0	140	----
		Trichlorofluoromethane	75-69-4	E611D	89.3 µg/L	100 µg/L	89.3	60.0	140	----
		Vinyl chloride	75-01-4	E611D	87.8 µg/L	100 µg/L	87.8	60.0	140	----
		Xylene, m+p-	179601-23-1	E611D	195 µg/L	200 µg/L	97.3	60.0	140	----
		Xylene, o-	95-47-6	E611D	101 µg/L	100 µg/L	101	60.0	140	----
Hydrocarbons (QCLot: 2352597)										
WT2533317-002	Anonymous	F1 (C6-C10)	----	E581.F1-L	1980 µg/L	2000 µg/L	98.8	60.0	140	----

CCME F2-F4 HYDROCARBON DISTRIBUTION REPORT

ALS Sample ID: WT2533376-001-E601.SG
Client Sample ID: MW25-03

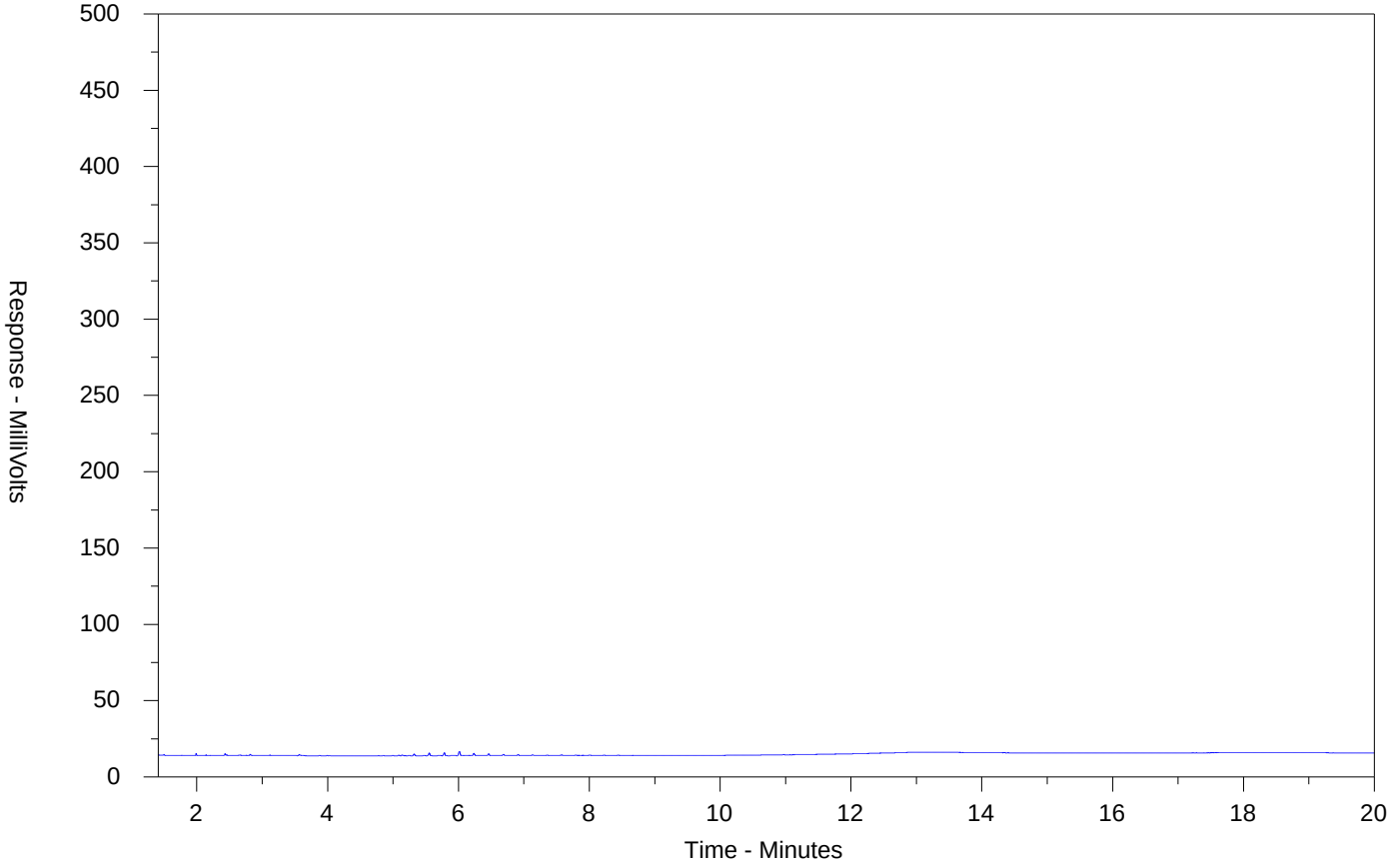

←F2→	←F3→	←F4→	
nC10	nC16	nC34	nC50
174°C	287°C	481°C	575°C
346°F	549°F	898°F	1067°F
Gasoline →		← Motor Oils/Lube Oils/Grease →	
← Diesel/Jet Fuels →			

The CCME F2-F4 Hydrocarbon Distribution Report (HDR) is intended to assist you in characterizing hydrocarbon products that may be present in your sample.

The scale at the bottom of the chromatogram indicates the approximate retention times of common petroleum products and four n-alkane hydrocarbon marker compounds. Retention times may vary between samples, but general patterns and distributions will remain similar.

Peak heights in this report are a function of the sample concentration, the sample amount extracted, the sample dilution factor and the scale at the left.

Note: This chromatogram was produced using GC conditions that are specific to ALS Canada CCME F2-F4 method. Refer to the ALS Canada CCME F2-F4 Hydrocarbon Library for a collection of chromatograms from common reference samples (fuels, oils, etc.). The HDR Library can be found at www.alsglobal.com.

CCME F2-F4 HYDROCARBON DISTRIBUTION REPORT

ALS Sample ID: WT2533376-002-E601.SG
Client Sample ID: MW25-05

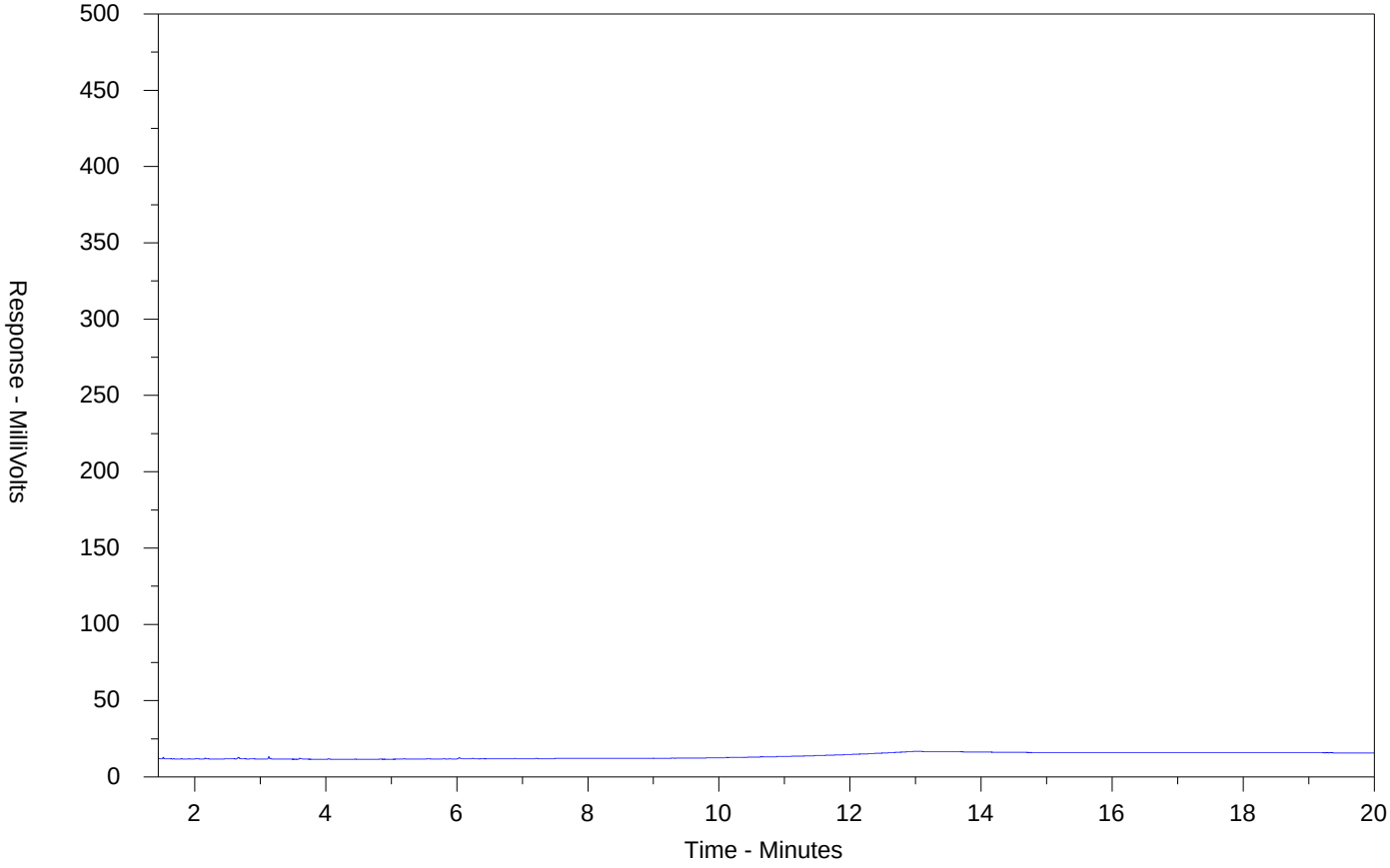

←F2→	←F3→	←F4→	
nC10	nC16	nC34	nC50
174°C	287°C	481°C	575°C
346°F	549°F	898°F	1067°F
Gasoline →		← Motor Oils/Lube Oils/Grease →	
← Diesel/Jet Fuels →			

The CCME F2-F4 Hydrocarbon Distribution Report (HDR) is intended to assist you in characterizing hydrocarbon products that may be present in your sample.

The scale at the bottom of the chromatogram indicates the approximate retention times of common petroleum products and four n-alkane hydrocarbon marker compounds. Retention times may vary between samples, but general patterns and distributions will remain similar.

Peak heights in this report are a function of the sample concentration, the sample amount extracted, the sample dilution factor and the scale at the left.

Note: This chromatogram was produced using GC conditions that are specific to ALS Canada CCME F2-F4 method. Refer to the ALS Canada CCME F2-F4 Hydrocarbon Library for a collection of chromatograms from common reference samples (fuels, oils, etc.). The HDR Library can be found at www.alsglobal.com.

CCME F2-F4 HYDROCARBON DISTRIBUTION REPORT

ALS Sample ID: WT2533376-003-E601.SG
Client Sample ID: MW25-06

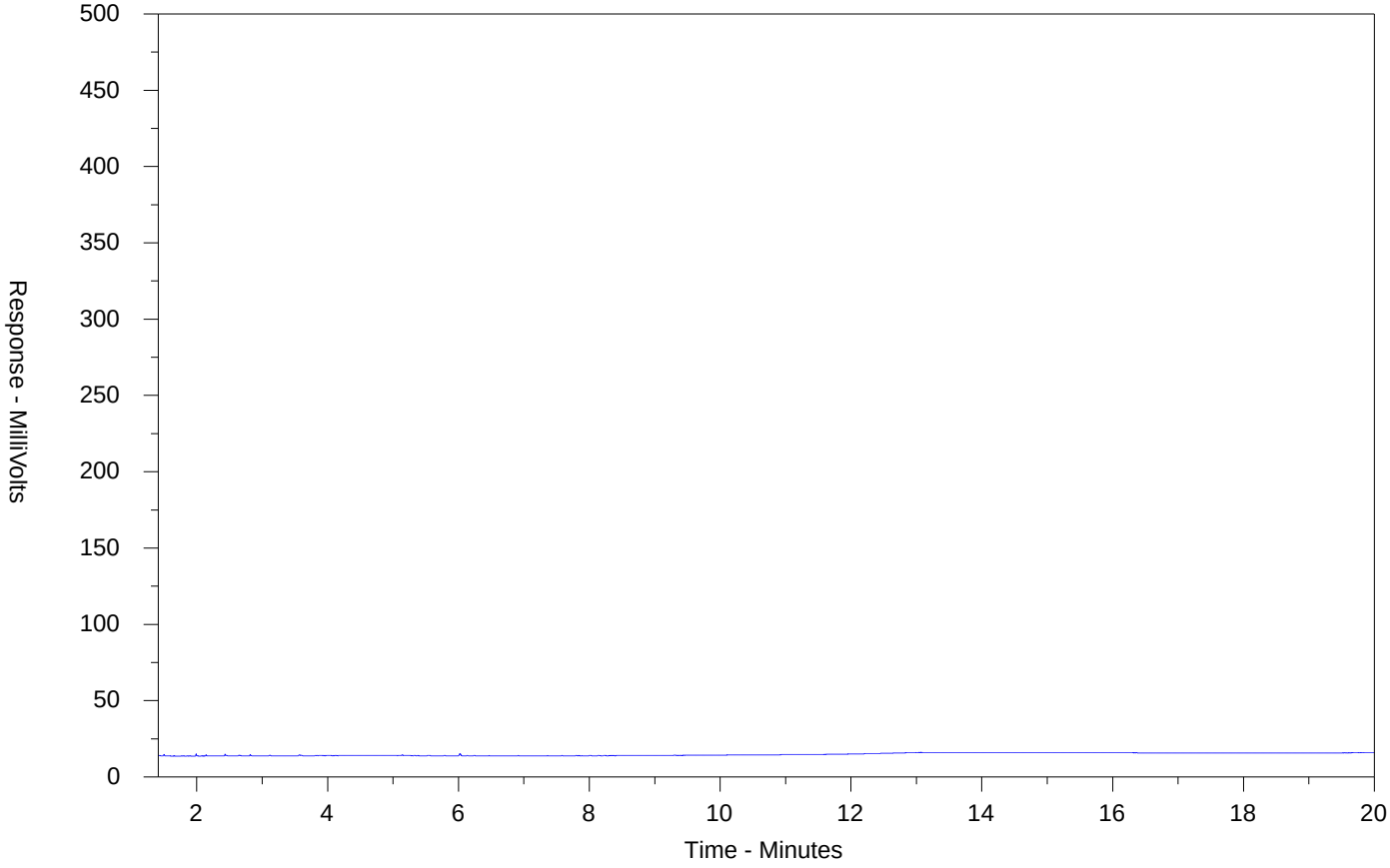

←F2→	←F3→	←F4→	
nC10	nC16	nC34	nC50
174°C	287°C	481°C	575°C
346°F	549°F	898°F	1067°F
Gasoline →		← Motor Oils/Lube Oils/Grease →	
← Diesel/Jet Fuels →			

The CCME F2-F4 Hydrocarbon Distribution Report (HDR) is intended to assist you in characterizing hydrocarbon products that may be present in your sample.

The scale at the bottom of the chromatogram indicates the approximate retention times of common petroleum products and four n-alkane hydrocarbon marker compounds. Retention times may vary between samples, but general patterns and distributions will remain similar.

Peak heights in this report are a function of the sample concentration, the sample amount extracted, the sample dilution factor and the scale at the left.

Note: This chromatogram was produced using GC conditions that are specific to ALS Canada CCME F2-F4 method. Refer to the ALS Canada CCME F2-F4 Hydrocarbon Library for a collection of chromatograms from common reference samples (fuels, oils, etc.). The HDR Library can be found at www.alsglobal.com.

CCME F2-F4 HYDROCARBON DISTRIBUTION REPORT

ALS Sample ID: WT2533376-004-E601.SG
Client Sample ID: MW25-04

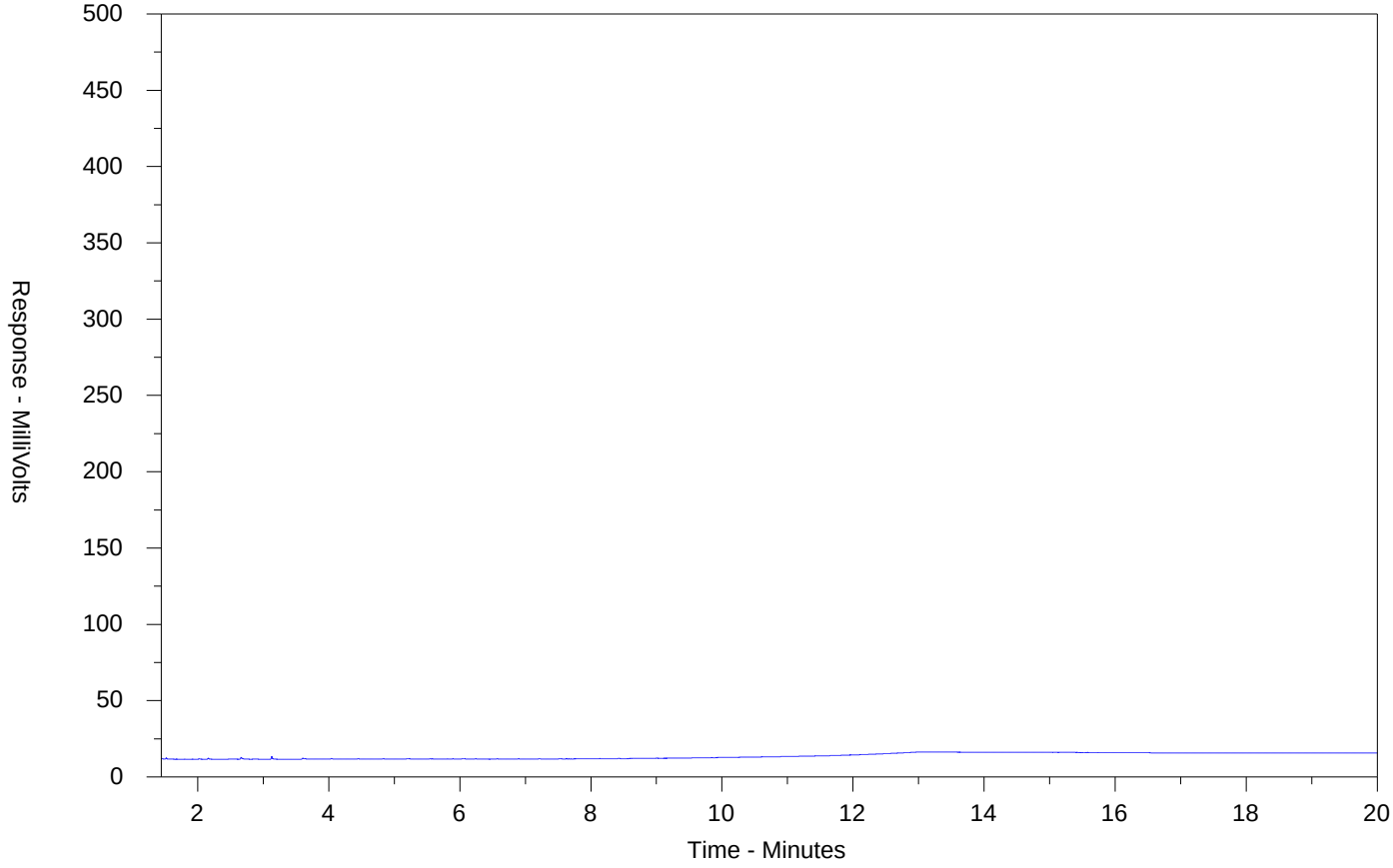

←F2→	←F3→	←F4→	
nC10	nC16	nC34	nC50
174°C	287°C	481°C	575°C
346°F	549°F	898°F	1067°F
Gasoline →		← Motor Oils/Lube Oils/Grease →	
← Diesel/Jet Fuels →			

The CCME F2-F4 Hydrocarbon Distribution Report (HDR) is intended to assist you in characterizing hydrocarbon products that may be present in your sample.

The scale at the bottom of the chromatogram indicates the approximate retention times of common petroleum products and four n-alkane hydrocarbon marker compounds. Retention times may vary between samples, but general patterns and distributions will remain similar.

Peak heights in this report are a function of the sample concentration, the sample amount extracted, the sample dilution factor and the scale at the left.

Note: This chromatogram was produced using GC conditions that are specific to ALS Canada CCME F2-F4 method. Refer to the ALS Canada CCME F2-F4 Hydrocarbon Library for a collection of chromatograms from common reference samples (fuels, oils, etc.). The HDR Library can be found at www.alsglobal.com.

CCME F2-F4 HYDROCARBON DISTRIBUTION REPORT

ALS Sample ID: WT2533376-005-E601.SG
Client Sample ID: MW25-06 DUP

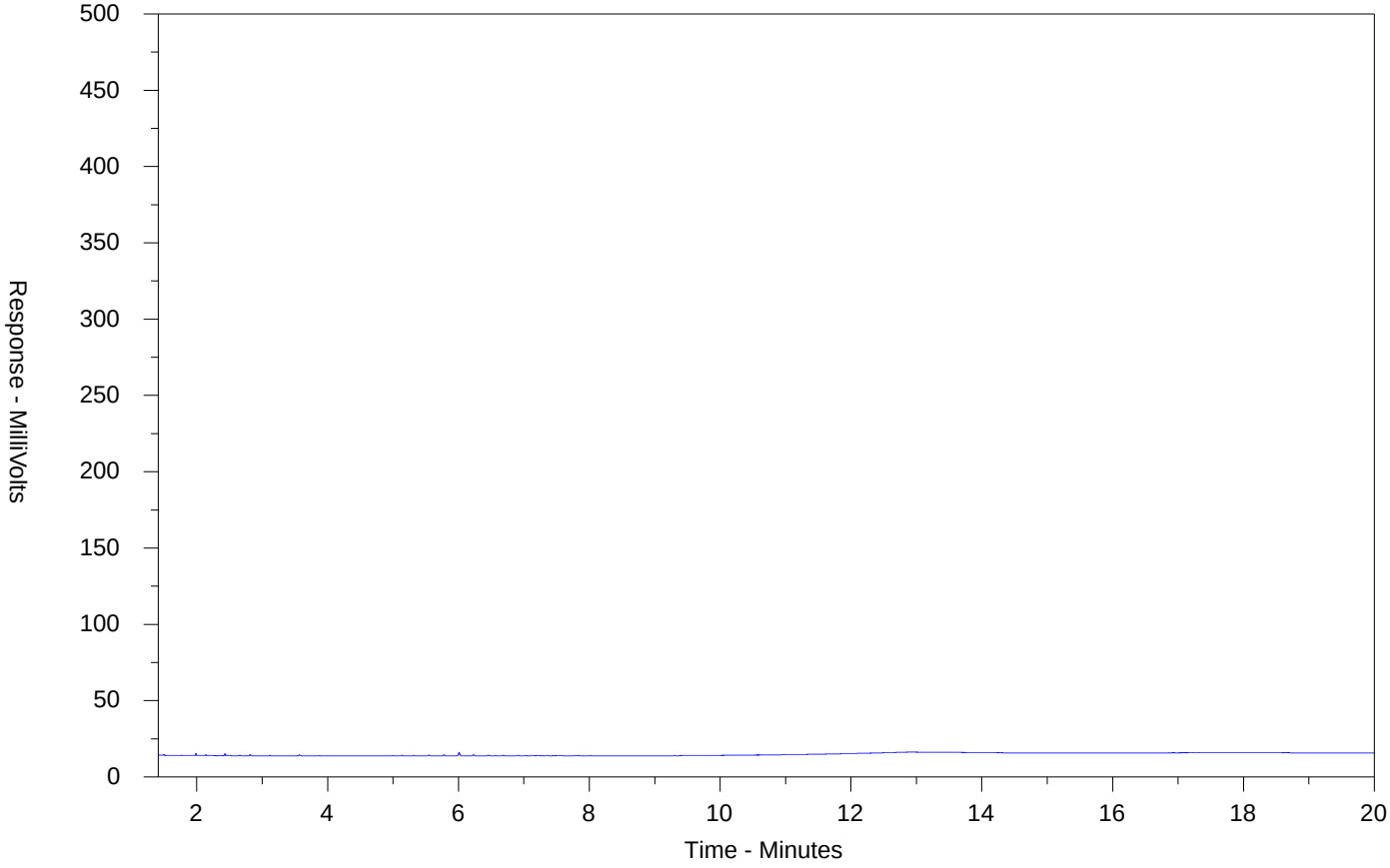

←F2→	←F3→	←F4→	
nC10	nC16	nC34	nC50
174°C	287°C	481°C	575°C
346°F	549°F	898°F	1067°F
Gasoline →		← Motor Oils/Lube Oils/Grease →	
← Diesel/Jet Fuels →			

The CCME F2-F4 Hydrocarbon Distribution Report (HDR) is intended to assist you in characterizing hydrocarbon products that may be present in your sample.

The scale at the bottom of the chromatogram indicates the approximate retention times of common petroleum products and four n-alkane hydrocarbon marker compounds. Retention times may vary between samples, but general patterns and distributions will remain similar.

Peak heights in this report are a function of the sample concentration, the sample amount extracted, the sample dilution factor and the scale at the left.

Note: This chromatogram was produced using GC conditions that are specific to ALS Canada CCME F2-F4 method. Refer to the ALS Canada CCME F2-F4 Hydrocarbon Library for a collection of chromatograms from common reference samples (fuels, oils, etc.). The HDR Library can be found at www.alsglobal.com.

Chain of Custody (COC) / Analytical Request Form

CN 526 WW033
MM 713 OR 456
GC 251 SC 584

COC Number: 22 -

Page 1 of 1

Canada Toll Free: 1 800 668 9878

www.alsglobal.com

Environmental Division Waterloo
Work Order Reference
WT2533376

Telephone : +1 519 886 6910

Report To	Contact and company name below will appear on the final report
Company:	Allrock Consulting - ALLR100
Contact:	Nathan Martin
Phone:	613-371-3442
	Company address below will appear on the final report
Street:	~~5-24 Brydon Avenue~~ 174 Colonnade Rd South
City/Province:	~~Toronto, ON~~ Unit #35, Ottawa, ON
Postal Code:	M9W 5R6
Invoice To	Same as Report To ☐ YES ☐ NO
	Copy of Invoice with Report ☑ YES ☐ NO
Company:	Allrock Consulting - 28430
Contact:	~~Greg Davidson~~ Nathan Martin

Reports / Recipients

Select Report Format: ☑ PDF ☑ EXCEL ☐ EDD (DIGITAL)
Merge QC/QCI Reports with COA ☐ YES ☐ NO ☐ N/A
☑ Compare Results to Criteria on Report - provide details below if box checked
Select Distribution: ☑ EMAIL ☐ MAIL ☐ FAX
Email 1 or Fax nathan.martin@allrockconsulting.com
Email 2 ehsan.momeni@allrockconsulting.com
Email 3

Invoice Recipients

Select Invoice Distribution: ☑ EMAIL ☐ MAIL ☐ FAX
Email 1 or Fax ashlee.gerlock@allrockconsulting.com
Email 2 nathan.martin@allrockconsulting.com

Turnaround Time (TAT) Requested

☑ Routine [R] if received by 3pm M-F - no surcharges apply
☐ 4 day [P4] if received by 3pm M-F - 20% rush surcharge minimum
☐ 3 day [P3] if received by 3pm M-F - 25% rush surcharge minimum
☐ 2 day [P2] if received by 3pm M-F - 50% rush surcharge minimum
☐ 1 day [E] if received by 3pm M-F - 100% rush surcharge minimum
☐ Same day [E2] if received by 10am M-S - 200% rush surcharge.
Additional fees may apply to rush requests on weekends, s
Date and Time Required for all E&P TATs:
For all tests with rush TATs requested, please cont

Project Information

ALS Account # / Quote #:	WT2025ALLR1000001
Job #:	25433
PO / AFE:	
LSD:	

Oil and Gas Required Fields (client use)

AFE/Cost Center:	PO#
Major/Minor Code:	Routing Code:
Requisitioner:	
Location:	

ALS Lab Work Order # (ALS use only): WT2533376 NTB
ALS Contact: Costas Farassoglou
Sampler:

Analysis Reque

Indicate Filtered (F), Preserved (P) or Filtered and Preserved (F/P) below

ALS Sample # (ALS use only)	Sample Identification and/or Coordinates (This description will appear on the report)	Date (dd-mmm-yy)	Time (hh:mm)	Sample Type	NUMBER OF CONTAINERS	VOC/F1-F4 (P)	Metals and Inorganics (P)	PAH	PHCs	NaCL									SAMPLES ON HOLD	EXTENDED STORAGE REQUIRED	SUSPECTED HAZARD (see notes)
	MW25-03	17-11-25	12:00PM	GW	5	X			X	X											
	MW25-05	17-11-25	3:30 PM	GW	5	X		X	X	X											
	MW25-08	17-11-25	5:00PM	GW	5	X			X	X											
	MW25-12	17-11-25	1:30 PM	GW	5	X		X	X	X											
	MW2525-06 DUP	17-11-25	5:00PM	GW	5	X			X	X											
				GW	5																
				GW	5																
				GW	5																
				GW	5																
				GW	5																
				GW	5																
				GW	5																

Drinking Water (DW) Samples[1] (client use)

Are samples taken from a Regulated DW System?
☐ YES ☑ NO
Are samples for human consumption/ use?
☐ YES ☑ NO

Notes / Specify Limits for result evaluation by selecting from drop-down below (Excel COC only)

SAMPLE RECEIPT DETAILS (ALS use only)

Cooling Method: ☐ NONE ☑ ICE ☑ ICE PACKS ☐ FROZEN ☐ COOLING INITIATED
Submission Comments identified on Sample Receipt Notification: ☐ YES ☐ NO
Cooler Custody Seals Intact: ☐ YES ☐ N/A Sample Custody Seals Intact: ☐ YES ☐ N/A

INITIAL COOLER TEMPERATURES °C			FINAL COOLER TEMPERATURES °C		
1.0			9.6		

SHIPMENT RELEASE (client use)

Released by:	Date:	Time:
Nathan Martin	NOV 18, 2025	

INITIAL SHIPMENT RECEPTION (ALS use only)

Received by:	Date:	Time:
Cristian F.	18-NOV-2025	12:50

FINAL SHIPMENT RECEPTION (ALS use only)

Received by:	Date:	Time:
[illegible]	19/NOV/25	9:00

REFER TO BACK PAGE FOR ALS LOCATIONS AND SAMPLING INFORMATION

WHITE - LABORATORY COPY YELLOW - CLIENT COPY

FEB 2022 FRONT

Failure to complete all portions of this form may delay analysis. Please fill in this form LEGIBLY. By the use of this form the user acknowledges and agrees with the Terms and Conditions as specified on the back page of the white - report copy.

1. If any water samples are taken from a **Regulated Drinking Water (DW) System**, please submit using an **Authorized DW COC form.**

ALS Canada Ltd.

right solutions.
right partner.

CERTIFICATE OF ANALYSIS (GUIDELINE EVALUATION)

Work Order	: **WT2533107**		
Amendment	: **1**		
Client	: **AllRock Consulting Limited**	Laboratory	: ALS Environmental - Waterloo
Contact	: Gene Lee	Account Manager	: Costas Farassoglou
Address	: 5- 24 Brydon Drive Toronto Ontario Canada M9W 5R6	Address	: 60 Northland Road, Unit 1 Waterloo ON Canada N2V 2B8
Telephone	: ----	Telephone	: 613 225 8279
Project	: 25433	Date Samples Received	: 14-Nov-2025 09:00
PO	: ----	Date Analysis Commenced	: 19-Nov-2025
C-O-C number	: ----	Issue Date	: 28-Nov-2025 15:04
Sampler	: JM		
Site	: ----		
Quote number	: 2025 Bulk Rates		
No. of samples received	: 48		
No. of samples analysed	: 48		

This report supersedes any previous report(s) with this reference. Results apply to the sample(s) as submitted. This document shall not be reproduced, except in full.

This Certificate of Analysis contains the following information:

- General Comments
- Analytical Results
- Guideline Comparison

Additional information pertinent to this report will be found in the following separate attachments: Quality Control Report, QC Interpretive report to assist with Quality Review and Sample Receipt Notification (SRN).

Signatories

This document has been electronically signed by the authorized signatories below. Electronic signing is conducted in accordance with US FDA 21 CFR Part 11.

Signatories	Position	Laboratory Department
Amanda Ganouri-Lumsden	Department Manager - Microbiology and Prep	Centralized Prep, Waterloo, Ontario
Amaninder Dhillon	Team Lead - Semi-Volatile Instrumentation	Organics, Waterloo, Ontario
Andrea Armstrong	Department Manager - Air Quality and Volatiles	VOC, Waterloo, Ontario
Danielle Gravel	Supervisor - Semi-Volatile Instrumentation	Organics, Waterloo, Ontario
David Tremblett	VOC Section Supervisor	VOC, Waterloo, Ontario
Greg Pokocky	Manager - Inorganics	Metals, Waterloo, Ontario
Greg Pokocky	Manager - Inorganics	Inorganics, Waterloo, Ontario
Jocelyn Kennedy	Department Manager - Semi-Volatile Organics	Organics, Waterloo, Ontario
Jon Fisher	Laboratory Manager - Environmental	Metals, Waterloo, Ontario
Jon Fisher	Laboratory Manager - Environmental	Organics, Waterloo, Ontario
Jon Fisher	Laboratory Manager - Environmental	Inorganics, Waterloo, Ontario
Josphin Masihi	Supervisor I	Centralized Prep, Waterloo, Ontario
Nik Perkio	Senior Analyst	Metals, Waterloo, Ontario
Robert Braun	Soils Team Supervisor	Inorganics, Waterloo, Ontario
Walt Kippenhuck	Supervisor - Inorganic	Metals, Waterloo, Ontario
Walt Kippenhuck	Supervisor - Inorganic	Inorganics, Waterloo, Ontario

Summary of Guideline Breaches by Sample

SampleID/Client ID	Matrix	Analyte	Analyte Summary	Guideline	Category	Result	Limit
BH25-04 SA2 ----	Soil/Solid	Conductivity (1:2 leachate)		ON153/04	T3-ICC-C	3.26 mS/cm	1.4 mS/cm
	Soil/Solid	Sodium adsorption ratio [SAR]		ON153/04	T3-ICC-C	32.5 -	12 -
BH25-05 SA1 ----	Soil/Solid	Conductivity (1:2 leachate)		ON153/04	T3-ICC-C	2.97 mS/cm	1.4 mS/cm
BH25-05 SA6 ----	Soil/Solid	Conductivity (1:2 leachate)		ON153/04	T3-ICC-C	1.79 mS/cm	1.4 mS/cm
BH25-07 SA1 ----	Soil/Solid	Sodium adsorption ratio [SAR]		ON153/04	T3-ICC-C	14.5 -	12 -
BH25-07 SA2 ----	Soil/Solid	Conductivity (1:2 leachate)		ON153/04	T3-ICC-C	1.87 mS/cm	1.4 mS/cm
	Soil/Solid	Sodium adsorption ratio [SAR]		ON153/04	T3-ICC-C	42.6 -	12 -
BH25-07 SA3 ----	Soil/Solid	Conductivity (1:2 leachate)		ON153/04	T3-ICC-C	2.73 mS/cm	1.4 mS/cm
	Soil/Solid	Sodium adsorption ratio [SAR]		ON153/04	T3-ICC-C	47.5 -	12 -
	Soil/Solid	Vanadium		ON153/04	T3-ICC-C	94.0 mg/kg	86 mg/kg
BH25-07 SA4 ----	Soil/Solid	Conductivity (1:2 leachate)		ON153/04	T3-ICC-C	2.34 mS/cm	1.4 mS/cm
	Soil/Solid	Sodium adsorption ratio [SAR]		ON153/04	T3-ICC-C	35.6 -	12 -
	Soil/Solid	Vanadium		ON153/04	T3-ICC-C	106 mg/kg	86 mg/kg
BH25-07 SA5 ----	Soil/Solid	Conductivity (1:2 leachate)		ON153/04	T3-ICC-C	1.71 mS/cm	1.4 mS/cm
	Soil/Solid	Sodium adsorption ratio [SAR]		ON153/04	T3-ICC-C	30.9 -	12 -
BH25-08 SA4 ----	Soil/Solid	Chromium		ON153/04	T3-ICC-C	164 mg/kg	160 mg/kg
	Soil/Solid	Vanadium		ON153/04	T3-ICC-C	113 mg/kg	86 mg/kg
BH25-08 SA5 ----	Soil/Solid	Vanadium		ON153/04	T3-ICC-C	91.0 mg/kg	86 mg/kg
BH25-09 SA2 ----	Soil/Solid	Conductivity (1:2 leachate)		ON153/04	T3-ICC-C	1.42 mS/cm	1.4 mS/cm
	Soil/Solid	Sodium adsorption ratio [SAR]		ON153/04	T3-ICC-C	33.5 -	12 -
BH25-09 SA3 ----	Soil/Solid	Conductivity (1:2 leachate)		ON153/04	T3-ICC-C	2.01 mS/cm	1.4 mS/cm
	Soil/Solid	Vanadium		ON153/04	T3-ICC-C	87.6 mg/kg	86 mg/kg

BH25-09 SA4 ----	Soil/Solid	Conductivity (1:2 leachate)		ON153/04	T3-ICC-C	1.86 mS/cm	1.4 mS/cm
	Soil/Solid	Vanadium		ON153/04	T3-ICC-C	103 mg/kg	86 mg/kg
BH25-09 SA5 ----	Soil/Solid	Vanadium		ON153/04	T3-ICC-C	115 mg/kg	86 mg/kg
BH25-10 SA1 ----	Soil/Solid	Conductivity (1:2 leachate)		ON153/04	T3-ICC-C	2.12 mS/cm	1.4 mS/cm
BH25-10 SA3 ----	Soil/Solid	Vanadium		ON153/04	T3-ICC-C	97.6 mg/kg	86 mg/kg
BH25-10 SA4 ----	Soil/Solid	Vanadium		ON153/04	T3-ICC-C	95.3 mg/kg	86 mg/kg
BH25-10 SA5 ----	Soil/Solid	Vanadium		ON153/04	T3-ICC-C	113 mg/kg	86 mg/kg
BH25-11 SA3 ----	Soil/Solid	Vanadium		ON153/04	T3-ICC-C	92.3 mg/kg	86 mg/kg
BH25-11 SA4 ----	Soil/Solid	Vanadium		ON153/04	T3-ICC-C	111 mg/kg	86 mg/kg
BH25-11 SA5 ----	Soil/Solid	Vanadium		ON153/04	T3-ICC-C	89.9 mg/kg	86 mg/kg
BH25-12 SA2 ----	Soil/Solid	Conductivity (1:2 leachate)		ON153/04	T3-ICC-C	2.08 mS/cm	1.4 mS/cm
	Soil/Solid	Sodium adsorption ratio [SAR]		ON153/04	T3-ICC-C	21.6 -	12 -
BH25-12 SA3 ----	Soil/Solid	Conductivity (1:2 leachate)		ON153/04	T3-ICC-C	2.17 mS/cm	1.4 mS/cm
	Soil/Solid	Sodium adsorption ratio [SAR]		ON153/04	T3-ICC-C	23.6 -	12 -
BH25-12 SA4 ----	Soil/Solid	Conductivity (1:2 leachate)		ON153/04	T3-ICC-C	1.54 mS/cm	1.4 mS/cm
	Soil/Solid	Vanadium		ON153/04	T3-ICC-C	129 mg/kg	86 mg/kg
BH25-13 SA2 ----	Soil/Solid	Conductivity (1:2 leachate)		ON153/04	T3-ICC-C	1.50 mS/cm	1.4 mS/cm
BH25-13 SA3 ----	Soil/Solid	Vanadium		ON153/04	T3-ICC-C	92.8 mg/kg	86 mg/kg
BH25-13 SA4 ----	Soil/Solid	Conductivity (1:2 leachate)		ON153/04	T3-ICC-C	1.66 mS/cm	1.4 mS/cm
	Soil/Solid	Vanadium		ON153/04	T3-ICC-C	102 mg/kg	86 mg/kg
BH25-13 SA5 ----	Soil/Solid	Conductivity (1:2 leachate)		ON153/04	T3-ICC-C	2.19 mS/cm	1.4 mS/cm
	Soil/Solid	Vanadium		ON153/04	T3-ICC-C	115 mg/kg	86 mg/kg
BH25-05 SA6-DUP ----	Soil/Solid	Conductivity (1:2 leachate)		ON153/04	T3-ICC-C	1.71 mS/cm	1.4 mS/cm
BH25-06 SA2-DUP ----	Soil/Solid	Vanadium		ON153/04	T3-ICC-C	97.1 mg/kg	86 mg/kg

DUP-02 ----	Soil/Solid	Conductivity (1:2 leachate)		ON153/04	T3-ICC-C	1.66 mS/cm	1.4 mS/cm
	Soil/Solid	Chromium		ON153/04	T3-ICC-C	172 mg/kg	160 mg/kg
	Soil/Solid	Vanadium		ON153/04	T3-ICC-C	114 mg/kg	86 mg/kg
DUP-04 ----	Soil/Solid	Chromium		ON153/04	T3-ICC-C	175 mg/kg	160 mg/kg
	Soil/Solid	Vanadium		ON153/04	T3-ICC-C	112 mg/kg	86 mg/kg

General Comments

The analytical methods used by ALS are developed using internationally recognized reference methods (where available), such as those published by US EPA, APHA Standard Methods, ASTM, ISO, Environment Canada, BC MOE, and Ontario MOE. Refer to the ALS Quality Control Interpretive report (QCI) for applicable references and methodology summaries. Reference methods may incorporate modifications to improve performance.

Where a reported less than (<) result is higher than the LOR, this may be due to primary sample extract/digestate dilution and/or insufficient sample for analysis.

Where the LOR of a reported result differs from standard LOR, this may be due to high moisture content, insufficient sample (reduced weight employed) or matrix interference.

When sampling time information is not provided by the client, sampling dates are shown without a time component. In these instances, the time component has been assumed by the laboratory for processing purposes.

Application of guidelines is provided "as is" without warranty of any kind, either expressed or implied, including, but not limited to fitness for a particular purpose, or non-infringement. ALS assumes no responsibility for errors or omissions in the information. Guidelines are not adjusted for the hardness, pH or temperature of the sample (the most conservative values are used). Measurement uncertainty is not applied to test results prior to comparison with specified criteria values.

Key: LOR: Limit of Reporting (detection limit).

Unit	*Description*
-	no units
%	percent
°C	degrees celsius
m/sec	metres per second
mg/kg	milligrams per kilogram
mg/L	milligrams per litre
mm/sec	millimetres per second
mS/cm	millisiemens per centimetre
pH units	pH units
sec	seconds
µg/L	micrograms per litre

>: greater than.
<: less than.

Red shading is applied where the result or the LOR is greater than the Guideline Upper Limit (or lower than the Guideline Lower Limit, if applicable).
For drinking water samples, Red shading is applied where the result for E.coli, fecal or total coliforms is greater than or equal to the Guideline Upper Limit.

Workorder Comments

RRQC: Silver recovery outside of ALS DQOs due to issue with standard. Reported data was not affect by this issue

RRQC: Silver recovery outside of ALS DQOs due to issue with standard. Reported data was not affected by this issue.

Amendment (28/11/2025): This report has been amended to allow the distribution of an Electronic Data Deliverable (EDD) not previously provided. All analysis results are as per the previous report.

Qualifiers

Qualifier	Description
DLHM	Detection Limit Adjusted: Sample has high moisture content.
DLIS	Detection Limit Adjusted due to insufficient sample.
DLM	Detection Limit Adjusted due to sample matrix effects (e.g. chemical interference, colour, turbidity).
FR4	As per applicable reference method(s), soil:water ratio for Fixed Ratio Leach was modified to 1:4 due to high soil organic content.
FR5	As per applicable reference method(s), soil:water ratio for Fixed Ratio Leach was modified to 1:5 due to high soil organic content
SHMI	Surrogate recovery was outside ALS DQO (High) due to Matrix Interference
SUR-ND	Surrogate recovery marginally exceeded ALS DQO. Reported non-detect results for associated samples were deemed to be unaffected.

Analytical Results Evaluation

Matrix: Soil/Solid			Client sample ID	BH25-04 SA2 ----	BH25-04 SA5 ----	BH25-05 SA1 ----	BH25-05 SA6 ----	BH25-06 SA2 ----	BH25-06 SA6 ----	BH25-07 SA1 ----
			Client sampling date / time	11-Nov-2025 10:00	11-Nov-2025 10:00	11-Nov-2025 10:00	11-Nov-2025 10:00	11-Nov-2025 10:00	11-Nov-2025 10:00	10-Nov-2025 09:00
			Sub-Matrix	Soil	Soil	Soil	Soil	Soil	Soil	Soil
Analyte	CAS Number	Method/Lab	Unit	WT2533107-001	WT2533107-002	WT2533107-003	WT2533107-004	WT2533107-005	WT2533107-006	WT2533107-007
				Result	Result	Result	Result	Result	Result	Result
Physical Tests										
Conductivity (1:2 leachate)	----	E100-L/WT	mS/cm	3.26	----	2.97	1.79	0.812	----	0.585
Moisture	----	E144/WT	%	26.2	37.2	6.10	21.8	30.3	23.8	6.30
pH (1:2 soil:CaCl2-aq)	----	E108A/WT	pH units	7.34	----	7.91	7.41	7.19	----	7.83
Cyanides										
Cyanide, weak acid dissociable	----	E336A/WT	mg/kg	<0.050	----	<0.050	<0.050	<0.050	----	<0.050
Fixed-Ratio Extractables										
Calcium, soluble ion content	7440-70-2	E484/WT	mg/L	19.4	----	599	94.2	8.97	----	2.45
Magnesium, soluble ion content	7439-95-4	E484/WT	mg/L	8.20	----	35.6	48.7	5.96	----	0.94
Sodium, soluble ion content	17341-25-2	E484/WT	mg/L	677	----	151	170	140	----	105
Sodium adsorption ratio [SAR]	----	E484/WT	-	32.5	----	1.62	3.54	8.89	----	14.5
Metals										
Antimony	7440-36-0	E440C/WT	mg/kg	<0.10	----	<0.10	<0.10	<0.10	----	<0.10
Arsenic	7440-38-2	E440C/WT	mg/kg	2.53	----	3.82	2.04	2.51	----	1.86
Barium	7440-39-3	E440C/WT	mg/kg	235	----	142	111	259	----	193
Beryllium	7440-41-7	E440C/WT	mg/kg	0.70	----	0.32	0.37	0.75	----	0.42
Boron	7440-42-8	E440C/WT	mg/kg	7.4	----	19.3	<5.0	5.6	----	26.1
Boron, hot water soluble	7440-42-8	E487/WT	mg/kg	0.35	----	1.12	<0.10	0.14	----	0.52
Cadmium	7440-43-9	E440C/WT	mg/kg	0.082	----	0.024	0.034	0.066	----	0.025
Chromium	7440-47-3	E440C/WT	mg/kg	73.8	----	15.3	26.8	97.4	----	16.0

Matrix: Soil/Solid

Analyte	CAS Number	Method/Lab	Unit	BH25-04 SA2 ----	BH25-04 SA5 ----	BH25-05 SA1 ----	BH25-05 SA6 ----	BH25-06 SA2 ----	BH25-06 SA6 ----	BH25-07 SA1 ----
Client sampling date / time				11-Nov-2025 10:00	11-Nov-2025 10:00	11-Nov-2025 10:00	11-Nov-2025 10:00	11-Nov-2025 10:00	11-Nov-2025 10:00	10-Nov-2025 09:00
Sub-Matrix				Soil	Soil	Soil	Soil	Soil	Soil	Soil
				WT2533107-001	WT2533107-002	WT2533107-003	WT2533107-004	WT2533107-005	WT2533107-006	WT2533107-007
				Result	Result	Result	Result	Result	Result	Result
Metals										
Cobalt	7440-48-4	E440C/WT	mg/kg	14.1	----	8.93	7.59	17.4	----	7.89
Copper	7440-50-8	E440C/WT	mg/kg	32.9	----	10.0	14.8	38.5	----	12.7
Lead	7439-92-1	E440C/WT	mg/kg	6.55	----	12.7	3.60	7.06	----	11.7
Mercury	7439-97-6	E510C/WT	mg/kg	0.0151	----	0.0195	<0.0050	0.0095	----	0.0281
Molybdenum	7439-98-7	E440C/WT	mg/kg	0.40	----	2.35	0.30	0.25	----	0.76
Nickel	7440-02-0	E440C/WT	mg/kg	40.1	----	15.8	14.7	50.5	----	16.5
Selenium	7782-49-2	E440C/WT	mg/kg	<0.20	----	<0.20	<0.20	<0.20	----	<0.20
Silver	7440-22-4	E440C/WT	mg/kg	<0.10	----	<0.10	<0.10	<0.10	----	<0.10
Thallium	7440-28-0	E440C/WT	mg/kg	0.210	----	0.181	0.111	0.271	----	0.323
Uranium	7440-61-1	E440C/WT	mg/kg	1.16	----	0.492	0.556	0.837	----	0.382
Vanadium	7440-62-2	E440C/WT	mg/kg	70.0	----	11.8	47.3	84.2	----	15.6
Zinc	7440-66-6	E440C/WT	mg/kg	69.1	----	11.0	38.0	88.3	----	15.0
Speciated Metals										
Chromium, hexavalent [Cr VI]	18540-29-9	E532/WT	mg/kg	1.56	----	<0.10	0.15	0.57	----	<0.10
mSPLP VOCs										
Bromomethane, mSPLP	74-83-9	E619D/WT	µg/L	----	<0.50	----	<0.50	----	<0.50	----
Carbon tetrachloride, mSPLP	56-23-5	E619D/WT	µg/L	----	<0.20	----	<0.20	----	<0.20	----
Chloroform, mSPLP	67-66-3	E619D/WT	µg/L	----	<1.00	----	<1.00	----	<1.00	----
Dibromoethane, 1,2-, mSPLP	106-93-4	E619D/WT	µg/L	----	<0.20	----	<0.20	----	<0.20	----
Dichlorobenzene, 1,2-, mSPLP	95-50-1	E619D/WT	µg/L	----	<0.50	----	<0.50	----	<0.50	----

Matrix: Soil/Solid

			Client sample ID	BH25-04 SA2 ----	BH25-04 SA5 ----	BH25-05 SA1 ----	BH25-05 SA6 ----	BH25-06 SA2 ----	BH25-06 SA6 ----	BH25-07 SA1 ----
			Client sampling date / time	11-Nov-2025 10:00	11-Nov-2025 10:00	11-Nov-2025 10:00	11-Nov-2025 10:00	11-Nov-2025 10:00	11-Nov-2025 10:00	10-Nov-2025 09:00
			Sub-Matrix	Soil	Soil	Soil	Soil	Soil	Soil	Soil
Analyte	CAS Number	Method/Lab	Unit	WT2533107-001	WT2533107-002	WT2533107-003	WT2533107-004	WT2533107-005	WT2533107-006	WT2533107-007
				Result	Result	Result	Result	Result	Result	Result
mSPLP VOCs										
Dichlorobenzene, 1,4-, mSPLP	106-46-7	E619D/WT	µg/L	----	<0.50	----	<0.50	----	<0.50	----
Dichloroethane, 1,1-, mSPLP	75-34-3	E619D/WT	µg/L	----	<0.50	----	<0.50	----	<0.50	----
Dichloroethane, 1,2-, mSPLP	107-06-2	E619D/WT	µg/L	----	<0.50	----	<0.50	----	<0.50	----
Dichloroethylene, 1,1-, mSPLP	75-35-4	E619D/WT	µg/L	----	<0.50	----	<0.50	----	<0.50	----
Dichloroethylene, cis-1,2-, mSPLP	156-59-2	E619D/WT	µg/L	----	<0.50	----	<0.50	----	<0.50	----
Dichloroethylene, trans-1,2-, mSPLP	156-60-5	E619D/WT	µg/L	----	<0.50	----	<0.50	----	<0.50	----
Dichloropropane, 1,2-, mSPLP	78-87-5	E619D/WT	µg/L	----	<0.50	----	<0.50	----	<0.50	----
Dichloropropylene, cis-1,3-, mSPLP	10061-01-5	E619D/WT	µg/L	----	<0.20	----	<0.20	----	<0.20	----
Dichloropropylene, cis+trans-1,3-, mSPLP	542-75-6	E619D/WT	µg/L	----	<0.30	----	<0.30	----	<0.30	----
Dichloropropylene, trans-1,3-, mSPLP	10061-02-6	E619D/WT	µg/L	----	<0.20	----	<0.20	----	<0.20	----
Dioxane, 1,4-, mSPLP	123-91-1	E619D/WT	µg/L	----	<2.0	----	<2.0	----	<2.0	----
Tetrachloroethane, 1,1,1,2-, mSPLP	630-20-6	E619D/WT	µg/L	----	<0.50	----	<0.50	----	<0.50	----
Tetrachloroethane, 1,1,2,2-, mSPLP	630-20-6	E619D/WT	µg/L	----	<0.50	----	<0.50	----	<0.50	----
Tetrachloroethylene, mSPLP	127-18-4	E619D/WT	µg/L	----	<0.50	----	<0.50	----	<0.50	----
Trichloroethane, 1,1,2-, mSPLP	79-00-5	E619D/WT	µg/L	----	<0.50	----	<0.50	----	<0.50	----
Trichloroethylene, mSPLP	79-01-6	E619D/WT	µg/L	----	<0.50	----	<0.50	----	<0.50	----
mSPLP VOCs Surrogates										
Bromofluorobenzene, 4-, mSPLP	460-00-4	E619D/WT	%	----	99.7	----	98.9	----	98.0	----
Difluorobenzene, 1,4-, mSPLP	540-36-3	E619D/WT	%	----	98.8	----	98.6	----	98.6	----

Matrix: Soil/Solid			Client sample ID	BH25-04 SA2 ----	BH25-04 SA5 ----	BH25-05 SA1 ----	BH25-05 SA6 ----	BH25-06 SA2 ----	BH25-06 SA6 ----	BH25-07 SA1 ----
			Client sampling date / time	11-Nov-2025 10:00	11-Nov-2025 10:00	11-Nov-2025 10:00	11-Nov-2025 10:00	11-Nov-2025 10:00	11-Nov-2025 10:00	10-Nov-2025 09:00
			Sub-Matrix	Soil	Soil	Soil	Soil	Soil	Soil	Soil
Analyte	CAS Number	Method/Lab	Unit	WT2533107-001	WT2533107-002	WT2533107-003	WT2533107-004	WT2533107-005	WT2533107-006	WT2533107-007
				Result	Result	Result	Result	Result	Result	Result
ON mSPLP VOC (reagent water)										
Extraction fluid	----	EPP584/WT	-	----	fluid #3	----	fluid #3	----	fluid #3	----
Volatile Organic Compounds										
Acetone	67-64-1	E611D/WT	mg/kg	<0.50	<0.50	<0.50	<0.50	<0.50	<0.50	<0.50
Benzene	71-43-2	E611D/WT	mg/kg	<0.0050	<0.0050	<0.0050	<0.0050	<0.0050	<0.0050	<0.0050
Bromodichloromethane	75-27-4	E611D/WT	mg/kg	<0.050	<0.050	<0.050	<0.050	<0.050	<0.050	<0.050
Bromoform	75-25-2	E611D/WT	mg/kg	<0.050	<0.050	<0.050	<0.050	<0.050	<0.050	<0.050
Bromomethane	74-83-9	E611D/WT	mg/kg	<0.050	<0.050	<0.050	<0.050	<0.050	<0.050	<0.050
Carbon tetrachloride	56-23-5	E611D/WT	mg/kg	<0.050	<0.050	<0.050	<0.050	<0.050	<0.050	<0.050
Chlorobenzene	108-90-7	E611D/WT	mg/kg	<0.050	<0.050	<0.050	<0.050	<0.050	<0.050	<0.050
Chloroform	67-66-3	E611D/WT	mg/kg	<0.050	<0.050	<0.050	<0.050	<0.050	<0.050	<0.050
Dibromochloromethane	124-48-1	E611D/WT	mg/kg	<0.050	<0.050	<0.050	<0.050	<0.050	<0.050	<0.050
Dibromoethane, 1,2-	106-93-4	E611D/WT	mg/kg	<0.050	<0.050	<0.050	<0.050	<0.050	<0.050	<0.050
Dichlorobenzene, 1,2-	95-50-1	E611D/WT	mg/kg	<0.050	<0.050	<0.050	<0.050	<0.050	<0.050	<0.050
Dichlorobenzene, 1,3-	541-73-1	E611D/WT	mg/kg	<0.050	<0.050	<0.050	<0.050	<0.050	<0.050	<0.050
Dichlorobenzene, 1,4-	106-46-7	E611D/WT	mg/kg	<0.050	<0.050	<0.050	<0.050	<0.050	<0.050	<0.050
Dichlorodifluoromethane	75-71-8	E611D/WT	mg/kg	<0.050	<0.050	<0.050	<0.050	<0.050	<0.050	<0.050
Dichloroethane, 1,1-	75-34-3	E611D/WT	mg/kg	<0.050	<0.050	<0.050	<0.050	<0.050	<0.050	<0.050
Dichloroethane, 1,2-	107-06-2	E611D/WT	mg/kg	<0.050	<0.050	<0.050	<0.050	<0.050	<0.050	<0.050
Dichloroethylene, 1,1-	75-35-4	E611D/WT	mg/kg	<0.050	<0.050	<0.050	<0.050	<0.050	<0.050	<0.050
Dichloroethylene, cis-1,2-	156-59-2	E611D/WT	mg/kg	<0.050	<0.050	<0.050	<0.050	<0.050	<0.050	<0.050

Matrix: Soil/Solid

			Client sample ID	BH25-04 SA2 ----	BH25-04 SA5 ----	BH25-05 SA1 ----	BH25-05 SA6 ----	BH25-06 SA2 ----	BH25-06 SA6 ----	BH25-07 SA1 ----
			Client sampling date / time	11-Nov-2025 10:00	11-Nov-2025 10:00	11-Nov-2025 10:00	11-Nov-2025 10:00	11-Nov-2025 10:00	11-Nov-2025 10:00	10-Nov-2025 09:00
			Sub-Matrix	Soil	Soil	Soil	Soil	Soil	Soil	Soil
Analyte	CAS Number	Method/Lab	Unit	WT2533107-001	WT2533107-002	WT2533107-003	WT2533107-004	WT2533107-005	WT2533107-006	WT2533107-007
				Result	Result	Result	Result	Result	Result	Result
Volatile Organic Compounds										
Dichloroethylene, trans-1,2-	156-60-5	E611D/WT	mg/kg	<0.050	<0.050	<0.050	<0.050	<0.050	<0.050	<0.050
Dichloromethane	75-09-2	E611D/WT	mg/kg	<0.045	<0.045	<0.045	<0.045	<0.045	<0.045	<0.045
Dichloropropane, 1,2-	78-87-5	E611D/WT	mg/kg	<0.050	<0.050	<0.050	<0.050	<0.050	<0.050	<0.050
Dichloropropylene, cis-1,3-	10061-01-5	E611D/WT	mg/kg	<0.030	<0.030	<0.030	<0.030	<0.030	<0.030	<0.030
Dichloropropylene, cis+trans-1,3-	542-75-6	E611D/WT	mg/kg	<0.050	<0.050	<0.050	<0.050	<0.050	<0.050	<0.050
Dichloropropylene, trans-1,3-	10061-02-6	E611D/WT	mg/kg	<0.030	<0.030	<0.030	<0.030	<0.030	<0.030	<0.030
Ethylbenzene	100-41-4	E611D/WT	mg/kg	<0.015	<0.015	<0.015	<0.015	<0.015	<0.015	<0.015
Hexane, n-	110-54-3	E611D/WT	mg/kg	0.064	<0.050	0.086	<0.050	<0.050	<0.050	0.182
Methyl ethyl ketone [MEK]	78-93-3	E611D/WT	mg/kg	<0.50	<0.50	<0.50	<0.50	<0.50	<0.50	<0.50
Methyl isobutyl ketone [MIBK]	108-10-1	E611D/WT	mg/kg	<0.50	<0.50	<0.50	<0.50	<0.50	<0.50	<0.50
Methyl-tert-butyl ether [MTBE]	1634-04-4	E611D/WT	mg/kg	<0.040	<0.040	<0.040	<0.040	<0.040	<0.040	<0.040
Styrene	100-42-5	E611D/WT	mg/kg	<0.050	<0.050	<0.050	<0.050	<0.050	<0.050	<0.050
Tetrachloroethane, 1,1,1,2-	630-20-6	E611D/WT	mg/kg	<0.050	<0.050	<0.050	<0.050	<0.050	<0.050	<0.050
Tetrachloroethane, 1,1,2,2-	79-34-5	E611D/WT	mg/kg	<0.050	<0.050	<0.050	<0.050	<0.050	<0.050	<0.050
Tetrachloroethylene	127-18-4	E611D/WT	mg/kg	<0.050	<0.050	<0.050	<0.050	<0.050	<0.050	<0.050
Toluene	108-88-3	E611D/WT	mg/kg	<0.050	<0.050	<0.050	<0.050	<0.050	<0.050	<0.050
Trichloroethane, 1,1,1-	71-55-6	E611D/WT	mg/kg	<0.050	<0.050	<0.050	<0.050	<0.050	<0.050	<0.050
Trichloroethane, 1,1,2-	79-00-5	E611D/WT	mg/kg	<0.050	<0.050	<0.050	<0.050	<0.050	<0.050	<0.050
Trichloroethylene	79-01-6	E611D/WT	mg/kg	<0.010	<0.010	<0.010	<0.010	<0.010	<0.010	<0.010
Trichlorofluoromethane	75-69-4	E611D/WT	mg/kg	<0.050	<0.050	<0.050	<0.050	<0.050	<0.050	<0.050

Matrix: Soil/Solid			Client sample ID	BH25-04 SA2 ----	BH25-04 SA5 ----	BH25-05 SA1 ----	BH25-05 SA6 ----	BH25-06 SA2 ----	BH25-06 SA6 ----	BH25-07 SA1 ----
			Client sampling date / time	11-Nov-2025 10:00	11-Nov-2025 10:00	11-Nov-2025 10:00	11-Nov-2025 10:00	11-Nov-2025 10:00	11-Nov-2025 10:00	10-Nov-2025 09:00
			Sub-Matrix	Soil	Soil	Soil	Soil	Soil	Soil	Soil
Analyte	CAS Number	Method/Lab	Unit	WT2533107-001	WT2533107-002	WT2533107-003	WT2533107-004	WT2533107-005	WT2533107-006	WT2533107-007
				Result	Result	Result	Result	Result	Result	Result
Volatile Organic Compounds										
Vinyl chloride	75-01-4	E611D/WT	mg/kg	<0.020	<0.020	<0.020	<0.020	<0.020	<0.020	<0.020
Xylene, m+p-	179601-23-1	E611D/WT	mg/kg	<0.030	<0.030	<0.030	<0.030	<0.030	<0.030	<0.030
Xylene, o-	95-47-6	E611D/WT	mg/kg	<0.030	<0.030	<0.030	<0.030	<0.030	<0.030	<0.030
Xylenes, total	1330-20-7	E611D/WT	mg/kg	<0.050	<0.050	<0.050	<0.050	<0.050	<0.050	<0.050
BTEX, total	----	E611D/WT	mg/kg	<0.10	<0.10	<0.10	<0.10	<0.10	<0.10	<0.10
Hydrocarbons										
F1 (C6-C10)	----	E581.F1/WT	mg/kg	<5.0	<5.0	5.4	<5.0	<5.0	<5.0	6.5
F2 (C10-C16)	----	E601.SG-L/WT	mg/kg	<10	<10	<10	<10	<10	<10	<10
F2-Naphthalene	----	EC600/WT	mg/kg	<25	----	<25	<25	<25	----	<25
F3 (C16-C34)	----	E601.SG-L/WT	mg/kg	<50	<50	<50	<50	<50	<50	<50
F3-PAH	n/a	EC600/WT	mg/kg	<50	----	<50	<50	<50	----	<50
F4 (C34-C50)	----	E601.SG-L/WT	mg/kg	<50	<50	<50	<50	<50	<50	81
F1-BTEX	----	EC580/WT	mg/kg	<5.0	<5.0	5.4	<5.0	<5.0	<5.0	6.5
Hydrocarbons, total (C6-C50)	n/a	EC581/WT	mg/kg	<80	<80	<80	<80	<80	<80	88
Chromatogram to baseline at nC50	n/a	E601.SG-L/WT	-	YES	YES	YES	YES	YES	YES	YES
Hydrocarbons Surrogates										
Bromobenzotrifluoride, 2- (F2-F4 surrogate)	392-83-6	E601.SG-L/WT	%	82.5	86.2	82.1	84.7	86.6	86.6	84.2
Dichlorotoluene, 3,4-	95-75-0	E581.F1/WT	%	67.9	74.0	100	79.7	70.9	71.1	68.9
Volatile Organic Compounds Surrogates										
Bromofluorobenzene, 4-	460-00-4	E611D/WT	%	90.8	97.4	96.4	112	99.5	94.9	104

Matrix: Soil/Solid

Analyte	CAS Number	Method/Lab	Unit	BH25-04 SA2 ----	BH25-04 SA5 ----	BH25-05 SA1 ----	BH25-05 SA6 ----	BH25-06 SA2 ----	BH25-06 SA6 ----	BH25-07 SA1 ----
Client sampling date / time				11-Nov-2025 10:00	11-Nov-2025 10:00	11-Nov-2025 10:00	11-Nov-2025 10:00	11-Nov-2025 10:00	11-Nov-2025 10:00	10-Nov-2025 09:00
Sub-Matrix				Soil	Soil	Soil	Soil	Soil	Soil	Soil
				WT2533107-001	WT2533107-002	WT2533107-003	WT2533107-004	WT2533107-005	WT2533107-006	WT2533107-007
				Result	Result	Result	Result	Result	Result	Result
Volatile Organic Compounds Surrogates										
Difluorobenzene, 1,4-	540-36-3	E611D/WT	%	88.7	96.1	96.8	111	102	95.7	106
Polycyclic Aromatic Hydrocarbons										
Acenaphthene	83-32-9	E641A/WT	mg/kg	<0.050	----	<0.050	<0.050	<0.050	----	<0.050
Acenaphthylene	208-96-8	E641A/WT	mg/kg	<0.050	----	<0.050	<0.050	<0.050	----	<0.050
Anthracene	120-12-7	E641A/WT	mg/kg	<0.050	----	<0.050	<0.050	<0.050	----	<0.050
Benz(a)anthracene	56-55-3	E641A/WT	mg/kg	<0.050	----	<0.050	<0.050	<0.050	----	<0.050
Benzo(a)pyrene	50-32-8	E641A/WT	mg/kg	<0.050	----	<0.050	<0.050	<0.050	----	<0.050
Benzo(b+j)fluoranthene	n/a	E641A/WT	mg/kg	<0.050	----	<0.050	<0.050	<0.050	----	<0.050
Benzo(g,h,i)perylene	191-24-2	E641A/WT	mg/kg	<0.050	----	<0.050	<0.050	<0.050	----	<0.050
Benzo(k)fluoranthene	207-08-9	E641A/WT	mg/kg	<0.050	----	<0.050	<0.050	<0.050	----	<0.050
Chrysene	218-01-9	E641A/WT	mg/kg	<0.050	----	<0.050	<0.050	<0.050	----	<0.050
Dibenz(a,h)anthracene	53-70-3	E641A/WT	mg/kg	<0.050	----	<0.050	<0.050	<0.050	----	<0.050
Fluoranthene	206-44-0	E641A/WT	mg/kg	<0.050	----	<0.050	<0.050	<0.050	----	<0.050
Fluorene	86-73-7	E641A/WT	mg/kg	<0.050	----	<0.050	<0.050	<0.050	----	<0.050
Indeno(1,2,3-c,d)pyrene	193-39-5	E641A/WT	mg/kg	<0.050	----	<0.050	<0.050	<0.050	----	<0.050
Methylnaphthalene, 1-	90-12-0	E641A/WT	mg/kg	<0.030	----	<0.030	<0.030	<0.030	----	<0.030
Methylnaphthalene, 1+2-	----	E641A/WT	mg/kg	<0.050	----	<0.050	<0.050	<0.050	----	<0.050
Methylnaphthalene, 2-	91-57-6	E641A/WT	mg/kg	<0.030	----	<0.030	<0.030	<0.030	----	<0.030
Naphthalene	91-20-3	E641A/WT	mg/kg	<0.010	----	<0.010	<0.010	<0.010	----	<0.010
Phenanthrene	85-01-8	E641A/WT	mg/kg	<0.050	----	<0.050	<0.050	<0.050	----	<0.050

Matrix: Soil/Solid

Analyte	CAS Number	Method/Lab	Unit	BH25-04 SA2 ----	BH25-04 SA5 ----	BH25-05 SA1 ----	BH25-05 SA6 ----	BH25-06 SA2 ----	BH25-06 SA6 ----	BH25-07 SA1 ----
Client sampling date / time				11-Nov-2025 10:00	11-Nov-2025 10:00	11-Nov-2025 10:00	11-Nov-2025 10:00	11-Nov-2025 10:00	11-Nov-2025 10:00	10-Nov-2025 09:00
Sub-Matrix				Soil	Soil	Soil	Soil	Soil	Soil	Soil
				WT2533107-001	WT2533107-002	WT2533107-003	WT2533107-004	WT2533107-005	WT2533107-006	WT2533107-007
				Result	Result	Result	Result	Result	Result	Result
Polycyclic Aromatic Hydrocarbons										
Pyrene	129-00-0	E641A/WT	mg/kg	<0.050	----	<0.050	<0.050	<0.050	----	<0.050
Polycyclic Aromatic Hydrocarbons Surrogates										
Acridine-d9	34749-75-2	E641A/WT	%	87.9	----	79.4	86.5	82.6	----	82.7
Chrysene-d12	1719-03-5	E641A/WT	%	109	----	90.4	105	93.1	----	93.9
Naphthalene-d8	1146-65-2	E641A/WT	%	96.7	----	84.8	91.9	91.0	----	94.5
Phenanthrene-d10	1517-22-2	E641A/WT	%	98.7	----	86.6	95.0	91.7	----	90.8
Polychlorinated Biphenyls										
Aroclor 1016	12674-11-2	E687/WT	mg/kg	----	----	----	----	<0.010	----	<0.010
Aroclor 1221	11104-28-2	E687/WT	mg/kg	----	----	----	----	<0.010	----	<0.010
Aroclor 1232	11141-16-5	E687/WT	mg/kg	----	----	----	----	<0.010	----	<0.010
Aroclor 1242	53469-21-9	E687/WT	mg/kg	----	----	----	----	<0.010	----	<0.010
Aroclor 1248	12672-29-6	E687/WT	mg/kg	----	----	----	----	<0.010	----	<0.010
Aroclor 1254	11097-69-1	E687/WT	mg/kg	----	----	----	----	<0.010	----	<0.010
Aroclor 1260	11096-82-5	E687/WT	mg/kg	----	----	----	----	<0.010	----	<0.010
Aroclor 1262	37324-23-5	E687/WT	mg/kg	----	----	----	----	<0.010	----	<0.010
Aroclor 1268	11100-14-4	E687/WT	mg/kg	----	----	----	----	<0.010	----	<0.010
Polychlorinated biphenyls [PCBs], total	1336-36-3	E687/WT	mg/kg	----	----	----	----	<0.030	----	<0.030
Polychlorinated Biphenyls Surrogates										
Decachlorobiphenyl	2051-24-3	E687/WT	%	----	----	----	----	83.9	----	114
Tetrachloro-m-xylene	877-09-8	E687/WT	%	----	----	----	----	89.2	----	84.8

Please refer to the General Comments section for an explanation of any result qualifiers detected.

Matrix: Soil/Solid

Analyte	CAS Number	Method/Lab	Unit	BH25-07 SA2 ----	BH25-07 SA3 ----	BH25-07 SA4 ----	BH25-07 SA5 ----	BH25-08 SA1 ----	BH25-08 SA2 ----	BH25-08 SA3 ----
Client sampling date / time				10-Nov-2025 09:00	10-Nov-2025 09:00	10-Nov-2025 09:00	10-Nov-2025 09:00	10-Nov-2025 09:00	10-Nov-2025 09:00	10-Nov-2025 09:00
Sub-Matrix				Soil	Soil	Soil	Soil	Soil	Soil	Soil
				WT2533107-008	WT2533107-009	WT2533107-010	WT2533107-011	WT2533107-012	WT2533107-013	WT2533107-014
				Result	Result	Result	Result	Result	Result	Result
Physical Tests										
Conductivity (1:2 leachate)	----	E100-L/WT	mS/cm	1.87	2.73	2.34	1.71	0.275	0.424	0.535
Moisture	----	E144/WT	%	20.4	30.4	33.5	31.8	6.01	15.5	29.1
pH (1:2 soil:CaCl2-aq)	----	E108A/WT	pH units	7.97	7.32	7.19	7.67	7.91	7.11	6.66
Cyanides										
Cyanide, weak acid dissociable	----	E336A/WT	mg/kg	<0.050	<0.050	<0.050	<0.050	<0.050	<0.050	<0.050
Fixed-Ratio Extractables										
Calcium, soluble ion content	7440-70-2	E484/WT	mg/L	3.04	5.98	6.99	4.22	11.1	19.1	26.7
Magnesium, soluble ion content	7439-95-4	E484/WT	mg/L	2.07	3.11	3.32	2.83	4.83	9.48	17.0
Sodium, soluble ion content	17341-25-2	E484/WT	mg/L	393	575	457	335	13.6	37.1	43.5
Sodium adsorption ratio [SAR]	----	E484/WT	-	42.6	47.5	35.6	30.9	0.86	1.73	1.62
Metals										
Antimony	7440-36-0	E440C/WT	mg/kg	<0.10	<0.10	<0.10	<0.10	<0.10	<0.10	<0.10
Arsenic	7440-38-2	E440C/WT	mg/kg	2.56	2.63	2.91	2.14	1.73	1.88	2.24
Barium	7440-39-3	E440C/WT	mg/kg	260	300	363	174	309	173	272
Beryllium	7440-41-7	E440C/WT	mg/kg	0.77	0.84	1.00	0.56	0.35	0.54	0.80
Boron	7440-42-8	E440C/WT	mg/kg	7.4	6.0	8.4	5.3	19.3	<5.0	<5.0
Boron, hot water soluble	7440-42-8	E487/WT	mg/kg	0.34	0.15	0.16	<0.20 DLM, FR4	0.73	0.30	<0.10
Cadmium	7440-43-9	E440C/WT	mg/kg	0.082	0.103	0.113	0.050	0.030	0.115	0.102
Chromium	7440-47-3	E440C/WT	mg/kg	87.8	109	137	51.6	15.9	56.6	98.2

Matrix: Soil/Solid

Analyte	CAS Number	Method/Lab	Unit	BH25-07 SA2 ----	BH25-07 SA3 ----	BH25-07 SA4 ----	BH25-07 SA5 ----	BH25-08 SA1 ----	BH25-08 SA2 ----	BH25-08 SA3 ----
Client sampling date / time				10-Nov-2025 09:00	10-Nov-2025 09:00	10-Nov-2025 09:00	10-Nov-2025 09:00	10-Nov-2025 09:00	10-Nov-2025 09:00	10-Nov-2025 09:00
Sub-Matrix				Soil	Soil	Soil	Soil	Soil	Soil	Soil
				WT2533107-008	WT2533107-009	WT2533107-010	WT2533107-011	WT2533107-012	WT2533107-013	WT2533107-014
				Result	Result	Result	Result	Result	Result	Result
Metals										
Cobalt	7440-48-4	E440C/WT	mg/kg	16.1	22.9	29.1	11.5	8.06	14.2	19.7
Copper	7440-50-8	E440C/WT	mg/kg	38.9	43.9	52.7	24.7	10.9	17.7	38.5
Lead	7439-92-1	E440C/WT	mg/kg	7.06	7.90	9.77	4.97	11.1	4.74	6.88
Mercury	7439-97-6	E510C/WT	mg/kg	0.0143	0.0100	0.0087	0.0061	0.0226	0.0074	0.0069
Molybdenum	7439-98-7	E440C/WT	mg/kg	0.36	0.29	0.39	0.29	0.85	0.27	0.26
Nickel	7440-02-0	E440C/WT	mg/kg	47.0	59.5	74.7	27.9	16.2	28.8	52.9
Selenium	7782-49-2	E440C/WT	mg/kg	<0.20	<0.20	<0.20	<0.20	<0.20	<0.20	<0.20
Silver	7440-22-4	E440C/WT	mg/kg	<0.10	<0.10	<0.10	<0.10	<0.10	<0.10	<0.10
Thallium	7440-28-0	E440C/WT	mg/kg	0.251	0.322	0.367	0.188	0.242	0.158	0.287
Uranium	7440-61-1	E440C/WT	mg/kg	0.923	0.852	0.958	0.641	0.390	0.769	0.738
Vanadium	7440-62-2	E440C/WT	mg/kg	75.3	94.0	106	65.4	13.9	55.2	82.8
Zinc	7440-66-6	E440C/WT	mg/kg	78.9	97.7	112	60.8	20.2	62.6	89.5
Speciated Metals										
Chromium, hexavalent [Cr VI]	18540-29-9	E532/WT	mg/kg	0.98	0.49	0.71	0.68	<0.10	0.55	0.56
mSPLP VOCs										
Bromomethane, mSPLP	74-83-9	E619D/WT	µg/L	<0.50	<0.50	----	----	----	----	----
Carbon tetrachloride, mSPLP	56-23-5	E619D/WT	µg/L	<0.20	<0.20	----	----	----	----	----
Chloroform, mSPLP	67-66-3	E619D/WT	µg/L	<1.00	<1.00	----	----	----	----	----
Dibromoethane, 1,2-, mSPLP	106-93-4	E619D/WT	µg/L	<0.20	<0.20	----	----	----	----	----
Dichlorobenzene, 1,2-, mSPLP	95-50-1	E619D/WT	µg/L	<0.50	<0.50	----	----	----	----	----

Matrix: Soil/Solid

			Client sample ID	BH25-07 SA2 ----	BH25-07 SA3 ----	BH25-07 SA4 ----	BH25-07 SA5 ----	BH25-08 SA1 ----	BH25-08 SA2 ----	BH25-08 SA3 ----
			Client sampling date / time	10-Nov-2025 09:00	10-Nov-2025 09:00	10-Nov-2025 09:00	10-Nov-2025 09:00	10-Nov-2025 09:00	10-Nov-2025 09:00	10-Nov-2025 09:00
			Sub-Matrix	Soil	Soil	Soil	Soil	Soil	Soil	Soil
Analyte	CAS Number	Method/Lab	Unit	WT2533107-008	WT2533107-009	WT2533107-010	WT2533107-011	WT2533107-012	WT2533107-013	WT2533107-014
				Result	Result	Result	Result	Result	Result	Result
mSPLP VOCs										
Dichlorobenzene, 1,4-, mSPLP	106-46-7	E619D/WT	µg/L	<0.50	<0.50	----	----	----	----	----
Dichloroethane, 1,1-, mSPLP	75-34-3	E619D/WT	µg/L	<0.50	<0.50	----	----	----	----	----
Dichloroethane, 1,2-, mSPLP	107-06-2	E619D/WT	µg/L	<0.50	<0.50	----	----	----	----	----
Dichloroethylene, 1,1-, mSPLP	75-35-4	E619D/WT	µg/L	<0.50	<0.50	----	----	----	----	----
Dichloroethylene, cis-1,2-, mSPLP	156-59-2	E619D/WT	µg/L	<0.50	<0.50	----	----	----	----	----
Dichloroethylene, trans-1,2-, mSPLP	156-60-5	E619D/WT	µg/L	<0.50	<0.50	----	----	----	----	----
Dichloropropane, 1,2-, mSPLP	78-87-5	E619D/WT	µg/L	<0.50	<0.50	----	----	----	----	----
Dichloropropylene, cis-1,3-, mSPLP	10061-01-5	E619D/WT	µg/L	<0.20	<0.20	----	----	----	----	----
Dichloropropylene, cis+trans-1,3-, mSPLP	542-75-6	E619D/WT	µg/L	<0.30	<0.30	----	----	----	----	----
Dichloropropylene, trans-1,3-, mSPLP	10061-02-6	E619D/WT	µg/L	<0.20	<0.20	----	----	----	----	----
Dioxane, 1,4-, mSPLP	123-91-1	E619D/WT	µg/L	<2.0	<2.0	----	----	----	----	----
Tetrachloroethane, 1,1,1,2-, mSPLP	630-20-6	E619D/WT	µg/L	<0.50	<0.50	----	----	----	----	----
Tetrachloroethane, 1,1,2,2-, mSPLP	630-20-6	E619D/WT	µg/L	<0.50	<0.50	----	----	----	----	----
Tetrachloroethylene, mSPLP	127-18-4	E619D/WT	µg/L	<0.50	<0.50	----	----	----	----	----
Trichloroethane, 1,1,2-, mSPLP	79-00-5	E619D/WT	µg/L	<0.50	<0.50	----	----	----	----	----
Trichloroethylene, mSPLP	79-01-6	E619D/WT	µg/L	<0.50	<0.50	----	----	----	----	----
mSPLP VOCs Surrogates										
Bromofluorobenzene, 4-, mSPLP	460-00-4	E619D/WT	%	98.0	97.7	----	----	----	----	----
Difluorobenzene, 1,4-, mSPLP	540-36-3	E619D/WT	%	98.6	99.1	----	----	----	----	----

Matrix: Soil/Solid			Client sample ID	BH25-07 SA2 ----	BH25-07 SA3 ----	BH25-07 SA4 ----	BH25-07 SA5 ----	BH25-08 SA1 ----	BH25-08 SA2 ----	BH25-08 SA3 ----
			Client sampling date / time	10-Nov-2025 09:00	10-Nov-2025 09:00	10-Nov-2025 09:00	10-Nov-2025 09:00	10-Nov-2025 09:00	10-Nov-2025 09:00	10-Nov-2025 09:00
			Sub-Matrix	Soil	Soil	Soil	Soil	Soil	Soil	Soil
Analyte	CAS Number	Method/Lab	Unit	WT2533107-008	WT2533107-009	WT2533107-010	WT2533107-011	WT2533107-012	WT2533107-013	WT2533107-014
				Result	Result	Result	Result	Result	Result	Result
ON mSPLP VOC (reagent water)										
Extraction fluid	----	EPP584/WT	-	fluid #3	fluid #3	----	----	----	----	----
Volatile Organic Compounds										
Acetone	67-64-1	E611D/WT	mg/kg	<0.50	<0.50	<0.50	<0.50	<0.50	<0.50	<0.50
Benzene	71-43-2	E611D/WT	mg/kg	<0.0050	<0.0050	<0.0050	<0.0050	<0.0050	<0.0050	<0.0050
Bromodichloromethane	75-27-4	E611D/WT	mg/kg	<0.050	<0.050	<0.050	<0.050	<0.050	<0.050	<0.050
Bromoform	75-25-2	E611D/WT	mg/kg	<0.050	<0.050	<0.050	<0.050	<0.050	<0.050	<0.050
Bromomethane	74-83-9	E611D/WT	mg/kg	<0.050	<0.050	<0.050	<0.050	<0.050	<0.050	<0.050
Carbon tetrachloride	56-23-5	E611D/WT	mg/kg	<0.050	<0.050	<0.050	<0.050	<0.050	<0.050	<0.050
Chlorobenzene	108-90-7	E611D/WT	mg/kg	<0.050	<0.050	<0.050	<0.050	<0.050	<0.050	<0.050
Chloroform	67-66-3	E611D/WT	mg/kg	<0.050	<0.050	<0.050	<0.050	<0.050	<0.050	<0.050
Dibromochloromethane	124-48-1	E611D/WT	mg/kg	<0.050	<0.050	<0.050	<0.050	<0.050	<0.050	<0.050
Dibromoethane, 1,2-	106-93-4	E611D/WT	mg/kg	<0.050	<0.050	<0.050	<0.050	<0.050	<0.050	<0.050
Dichlorobenzene, 1,2-	95-50-1	E611D/WT	mg/kg	<0.050	<0.050	<0.050	<0.050	<0.050	<0.050	<0.050
Dichlorobenzene, 1,3-	541-73-1	E611D/WT	mg/kg	<0.050	<0.050	<0.050	<0.050	<0.050	<0.050	<0.050
Dichlorobenzene, 1,4-	106-46-7	E611D/WT	mg/kg	<0.050	<0.050	<0.050	<0.050	<0.050	<0.050	<0.050
Dichlorodifluoromethane	75-71-8	E611D/WT	mg/kg	<0.050	<0.050	<0.050	<0.050	<0.050	<0.050	<0.050
Dichloroethane, 1,1-	75-34-3	E611D/WT	mg/kg	<0.050	<0.050	<0.050	<0.050	<0.050	<0.050	<0.050
Dichloroethane, 1,2-	107-06-2	E611D/WT	mg/kg	<0.050	<0.050	<0.050	<0.050	<0.050	<0.050	<0.050
Dichloroethylene, 1,1-	75-35-4	E611D/WT	mg/kg	<0.050	<0.050	<0.050	<0.050	<0.050	<0.050	<0.050
Dichloroethylene, cis-1,2-	156-59-2	E611D/WT	mg/kg	<0.050	<0.050	<0.050	<0.050	<0.050	<0.050	<0.050

Matrix: Soil/Solid

			Client sample ID	BH25-07 SA2 ----	BH25-07 SA3 ----	BH25-07 SA4 ----	BH25-07 SA5 ----	BH25-08 SA1 ----	BH25-08 SA2 ----	BH25-08 SA3 ----
			Client sampling date / time	10-Nov-2025 09:00	10-Nov-2025 09:00	10-Nov-2025 09:00	10-Nov-2025 09:00	10-Nov-2025 09:00	10-Nov-2025 09:00	10-Nov-2025 09:00
			Sub-Matrix	Soil	Soil	Soil	Soil	Soil	Soil	Soil
Analyte	CAS Number	Method/Lab	Unit	WT2533107-008	WT2533107-009	WT2533107-010	WT2533107-011	WT2533107-012	WT2533107-013	WT2533107-014
				Result	Result	Result	Result	Result	Result	Result
Volatile Organic Compounds										
Dichloroethylene, trans-1,2-	156-60-5	E611D/WT	mg/kg	<0.050	<0.050	<0.050	<0.050	<0.050	<0.050	<0.050
Dichloromethane	75-09-2	E611D/WT	mg/kg	<0.045	<0.045	<0.045	<0.045	<0.045	<0.045	<0.045
Dichloropropane, 1,2-	78-87-5	E611D/WT	mg/kg	<0.050	<0.050	<0.050	<0.050	<0.050	<0.050	<0.050
Dichloropropylene, cis-1,3-	10061-01-5	E611D/WT	mg/kg	<0.030	<0.030	<0.030	<0.030	<0.030	<0.030	<0.030
Dichloropropylene, cis+trans-1,3-	542-75-6	E611D/WT	mg/kg	<0.050	<0.050	<0.050	<0.050	<0.050	<0.050	<0.050
Dichloropropylene, trans-1,3-	10061-02-6	E611D/WT	mg/kg	<0.030	<0.030	<0.030	<0.030	<0.030	<0.030	<0.030
Ethylbenzene	100-41-4	E611D/WT	mg/kg	<0.015	<0.015	<0.015	<0.015	<0.015	<0.015	<0.015
Hexane, n-	110-54-3	E611D/WT	mg/kg	<0.050	<0.050	<0.050	<0.050	0.109	<0.050	<0.050
Methyl ethyl ketone [MEK]	78-93-3	E611D/WT	mg/kg	<0.50	<0.50	<0.50	<0.50	<0.50	<0.50	<0.50
Methyl isobutyl ketone [MIBK]	108-10-1	E611D/WT	mg/kg	<0.50	<0.50	<0.50	<0.50	<0.50	<0.50	<0.50
Methyl-tert-butyl ether [MTBE]	1634-04-4	E611D/WT	mg/kg	<0.040	<0.040	<0.040	<0.040	<0.040	<0.040	<0.040
Styrene	100-42-5	E611D/WT	mg/kg	<0.050	<0.050	<0.050	<0.050	<0.050	<0.050	<0.050
Tetrachloroethane, 1,1,1,2-	630-20-6	E611D/WT	mg/kg	<0.050	<0.050	<0.050	<0.050	<0.050	<0.050	<0.050
Tetrachloroethane, 1,1,2,2-	79-34-5	E611D/WT	mg/kg	<0.050	<0.050	<0.050	<0.050	<0.050	<0.050	<0.050
Tetrachloroethylene	127-18-4	E611D/WT	mg/kg	<0.050	<0.050	<0.050	<0.050	<0.050	<0.050	<0.050
Toluene	108-88-3	E611D/WT	mg/kg	<0.050	<0.050	<0.050	<0.050	<0.050	<0.050	<0.050
Trichloroethane, 1,1,1-	71-55-6	E611D/WT	mg/kg	<0.050	<0.050	<0.050	<0.050	<0.050	<0.050	<0.050
Trichloroethane, 1,1,2-	79-00-5	E611D/WT	mg/kg	<0.050	<0.050	<0.050	<0.050	<0.050	<0.050	<0.050
Trichloroethylene	79-01-6	E611D/WT	mg/kg	<0.010	<0.010	<0.010	<0.010	<0.010	<0.010	<0.010
Trichlorofluoromethane	75-69-4	E611D/WT	mg/kg	<0.050	<0.050	<0.050	<0.050	<0.050	<0.050	<0.050

Matrix: Soil/Solid

Client sample ID				BH25-07 SA2 ----	BH25-07 SA3 ----	BH25-07 SA4 ----	BH25-07 SA5 ----	BH25-08 SA1 ----	BH25-08 SA2 ----	BH25-08 SA3 ----
Client sampling date / time				10-Nov-2025 09:00	10-Nov-2025 09:00	10-Nov-2025 09:00	10-Nov-2025 09:00	10-Nov-2025 09:00	10-Nov-2025 09:00	10-Nov-2025 09:00
Sub-Matrix				Soil	Soil	Soil	Soil	Soil	Soil	Soil
Analyte	CAS Number	Method/Lab	Unit	WT2533107-008	WT2533107-009	WT2533107-010	WT2533107-011	WT2533107-012	WT2533107-013	WT2533107-014
				Result	Result	Result	Result	Result	Result	Result
Volatile Organic Compounds										
Vinyl chloride	75-01-4	E611D/WT	mg/kg	<0.020	<0.020	<0.020	<0.020	<0.020	<0.020	<0.020
Xylene, m+p-	179601-23-1	E611D/WT	mg/kg	<0.030	<0.030	<0.030	<0.030	<0.030	<0.030	<0.030
Xylene, o-	95-47-6	E611D/WT	mg/kg	<0.030	<0.030	<0.030	<0.030	<0.030	<0.030	<0.030
Xylenes, total	1330-20-7	E611D/WT	mg/kg	<0.050	<0.050	<0.050	<0.050	<0.050	<0.050	<0.050
BTEX, total	----	E611D/WT	mg/kg	<0.10	<0.10	<0.10	<0.10	<0.10	<0.10	<0.10
Hydrocarbons										
F1 (C6-C10)	----	E581.F1/WT	mg/kg	<5.0	<5.0	<5.0	<5.0	<5.0	<5.0	<5.0
F2 (C10-C16)	----	E601.SG-L/WT	mg/kg	<10	<10	<10	<10	<10	<10	<10
F2-Naphthalene	----	EC600/WT	mg/kg	<25	<25	<25	<25	<25	<25	<25
F3 (C16-C34)	----	E601.SG-L/WT	mg/kg	<50	<50	<50	<50	<50	<50	<50
F3-PAH	n/a	EC600/WT	mg/kg	<50	<50	<50	<50	<50	<50	<50
F4 (C34-C50)	----	E601.SG-L/WT	mg/kg	<50	<50	<50	<50	<50	<50	<50
F1-BTEX	----	EC580/WT	mg/kg	<5.0	<5.0	<5.0	<5.0	<5.0	<5.0	<5.0
Hydrocarbons, total (C6-C50)	n/a	EC581/WT	mg/kg	<80	<80	<80	<80	<80	<80	<80
Chromatogram to baseline at nC50	n/a	E601.SG-L/WT	-	YES	YES	YES	YES	YES	YES	YES
Hydrocarbons Surrogates										
Bromobenzotrifluoride, 2- (F2-F4 surrogate)	392-83-6	E601.SG-L/WT	%	87.0	86.0	86.0	85.3	86.2	85.4	86.9
Dichlorotoluene, 3,4-	95-75-0	E581.F1/WT	%	60.6	68.3	72.5	67.9	69.4	74.2	74.6
Volatile Organic Compounds Surrogates										
Bromofluorobenzene, 4-	460-00-4	E611D/WT	%	88.7	97.9	99.0	98.5	106	104	97.8

Matrix: Soil/Solid

Analyte	CAS Number	Method/Lab	Unit	BH25-07 SA2 ----	BH25-07 SA3 ----	BH25-07 SA4 ----	BH25-07 SA5 ----	BH25-08 SA1 ----	BH25-08 SA2 ----	BH25-08 SA3 ----
Client sampling date / time				10-Nov-2025 09:00	10-Nov-2025 09:00	10-Nov-2025 09:00	10-Nov-2025 09:00	10-Nov-2025 09:00	10-Nov-2025 09:00	10-Nov-2025 09:00
Sub-Matrix				Soil	Soil	Soil	Soil	Soil	Soil	Soil
				WT2533107-008	WT2533107-009	WT2533107-010	WT2533107-011	WT2533107-012	WT2533107-013	WT2533107-014
				Result	Result	Result	Result	Result	Result	Result
Volatile Organic Compounds Surrogates										
Difluorobenzene, 1,4-	540-36-3	E611D/WT	%	90.6	99.0	99.2	100	108	102	97.5
Polycyclic Aromatic Hydrocarbons										
Acenaphthene	83-32-9	E641A/WT	mg/kg	<0.050	<0.050	<0.050	<0.050	<0.050	<0.050	<0.050
Acenaphthylene	208-96-8	E641A/WT	mg/kg	<0.050	<0.050	<0.050	<0.050	<0.050	<0.050	<0.050
Anthracene	120-12-7	E641A/WT	mg/kg	<0.050	<0.050	<0.050	<0.050	<0.050	<0.050	<0.050
Benz(a)anthracene	56-55-3	E641A/WT	mg/kg	<0.050	<0.050	<0.050	<0.050	<0.050	<0.050	<0.050
Benzo(a)pyrene	50-32-8	E641A/WT	mg/kg	<0.050	<0.050	<0.050	<0.050	<0.050	<0.050	<0.050
Benzo(b+j)fluoranthene	n/a	E641A/WT	mg/kg	<0.050	<0.050	<0.050	<0.050	<0.050	<0.050	<0.050
Benzo(g,h,i)perylene	191-24-2	E641A/WT	mg/kg	<0.050	<0.050	<0.050	<0.050	<0.050	<0.050	<0.050
Benzo(k)fluoranthene	207-08-9	E641A/WT	mg/kg	<0.050	<0.050	<0.050	<0.050	<0.050	<0.050	<0.050
Chrysene	218-01-9	E641A/WT	mg/kg	<0.050	<0.050	<0.050	<0.050	<0.050	<0.050	<0.050
Dibenz(a,h)anthracene	53-70-3	E641A/WT	mg/kg	<0.050	<0.050	<0.050	<0.050	<0.050	<0.050	<0.050
Fluoranthene	206-44-0	E641A/WT	mg/kg	<0.050	<0.050	<0.050	<0.050	<0.050	<0.050	<0.050
Fluorene	86-73-7	E641A/WT	mg/kg	<0.050	<0.050	<0.050	<0.050	<0.050	<0.050	<0.050
Indeno(1,2,3-c,d)pyrene	193-39-5	E641A/WT	mg/kg	<0.050	<0.050	<0.050	<0.050	<0.050	<0.050	<0.050
Methylnaphthalene, 1-	90-12-0	E641A/WT	mg/kg	<0.030	<0.030	<0.030	<0.030	<0.030	<0.030	<0.030
Methylnaphthalene, 1+2-	----	E641A/WT	mg/kg	<0.050	<0.050	<0.050	<0.050	<0.050	<0.050	<0.050
Methylnaphthalene, 2-	91-57-6	E641A/WT	mg/kg	<0.030	<0.030	<0.030	<0.030	<0.030	<0.030	<0.030
Naphthalene	91-20-3	E641A/WT	mg/kg	<0.010	<0.010	<0.010	<0.010	<0.010	<0.010	<0.010
Phenanthrene	85-01-8	E641A/WT	mg/kg	<0.050	<0.050	<0.050	<0.050	<0.050	<0.050	<0.050

Matrix: Soil/Solid			Client sample ID	BH25-07 SA2 ----	BH25-07 SA3 ----	BH25-07 SA4 ----	BH25-07 SA5 ----	BH25-08 SA1 ----	BH25-08 SA2 ----	BH25-08 SA3 ----
			Client sampling date / time	10-Nov-2025 09:00	10-Nov-2025 09:00	10-Nov-2025 09:00	10-Nov-2025 09:00	10-Nov-2025 09:00	10-Nov-2025 09:00	10-Nov-2025 09:00
			Sub-Matrix	Soil	Soil	Soil	Soil	Soil	Soil	Soil
Analyte	CAS Number	Method/Lab	Unit	WT2533107-008	WT2533107-009	WT2533107-010	WT2533107-011	WT2533107-012	WT2533107-013	WT2533107-014
				Result	Result	Result	Result	Result	Result	Result
Polycyclic Aromatic Hydrocarbons										
Pyrene	129-00-0	E641A/WT	mg/kg	<0.050	<0.050	<0.050	<0.050	<0.050	<0.050	<0.050
Polycyclic Aromatic Hydrocarbons Surrogates										
Acridine-d9	34749-75-2	E641A/WT	%	86.0	88.2	89.4	89.5	86.6	87.5	84.2
Chrysene-d12	1719-03-5	E641A/WT	%	102	108	111	106	97.5	108	99.1
Naphthalene-d8	1146-65-2	E641A/WT	%	95.7	101	102	98.4	94.6	97.3	97.3
Phenanthrene-d10	1517-22-2	E641A/WT	%	94.3	97.5	101	98.6	94.6	96.4	96.0

Please refer to the General Comments section for an explanation of any result qualifiers detected.

Matrix: Soil/Solid			Client sample ID	BH25-08 SA4 ----	BH25-08 SA5 ----	BH25-09 SA1 ----	BH25-09 SA2 ----	BH25-09 SA3 ----	BH25-09 SA4 ----	BH25-09 SA5 ----
			Client sampling date / time	10-Nov-2025 09:00	10-Nov-2025 09:00	10-Nov-2025 09:00	10-Nov-2025 09:00	10-Nov-2025 09:00	10-Nov-2025 09:00	10-Nov-2025 09:00
			Sub-Matrix	Soil	Soil	Soil	Soil	Soil	Soil	Soil
Analyte	CAS Number	Method/Lab	Unit	WT2533107-015	WT2533107-016	WT2533107-017	WT2533107-018	WT2533107-019	WT2533107-020	WT2533107-021
				Result	Result	Result	Result	Result	Result	Result
Physical Tests										
Conductivity (1:2 leachate)	----	E100-L/WT	mS/cm	0.488	0.310	0.402	1.42	2.01	1.86	1.39
Moisture	----	E144/WT	%	36.3	37.5	8.06	24.6	30.3	36.4	39.0
pH (1:2 soil:CaCl2-aq)	----	E108A/WT	pH units	7.10	6.69	7.85	7.13	7.26	6.54	6.70
Cyanides										
Cyanide, weak acid dissociable	----	E336A/WT	mg/kg	<0.050	<0.050	<0.050	<0.050	<0.050	<0.050	<0.050

Matrix: Soil/Solid

Analyte	CAS Number	Method/Lab	Unit	BH25-08 SA4 ----	BH25-08 SA5 ----	BH25-09 SA1 ----	BH25-09 SA2 ----	BH25-09 SA3 ----	BH25-09 SA4 ----	BH25-09 SA5 ----
Client sampling date / time				10-Nov-2025 09:00	10-Nov-2025 09:00	10-Nov-2025 09:00	10-Nov-2025 09:00	10-Nov-2025 09:00	10-Nov-2025 09:00	10-Nov-2025 09:00
Sub-Matrix				Soil	Soil	Soil	Soil	Soil	Soil	Soil
				WT2533107-015	WT2533107-016	WT2533107-017	WT2533107-018	WT2533107-019	WT2533107-020	WT2533107-021
				Result	Result	Result	Result	Result	Result	Result
Fixed-Ratio Extractables										
Calcium, soluble ion content	7440-70-2	E484/WT	mg/L	28.6	11.6	4.11	3.38	114	126	79.0
Magnesium, soluble ion content	7439-95-4	E484/WT	mg/L	19.8	8.80	7.73	1.31	76.0	87.4	57.4
Sodium, soluble ion content	17341-25-2	E484/WT	mg/L	26.2	18.8	81.3	286	179	100	98.9
Sodium adsorption ratio [SAR]	----	E484/WT	-	0.92	1.01	5.45	33.5	3.19	1.68	2.07
Metals										
Antimony	7440-36-0	E440C/WT	mg/kg	<0.10	<0.10	<0.10	<0.10	<0.10	<0.10	<0.10
Arsenic	7440-38-2	E440C/WT	mg/kg	2.83	2.73	3.00	2.10	2.58	2.56	2.83
Barium	7440-39-3	E440C/WT	mg/kg	350	265	247	197	299	326	355
Beryllium	7440-41-7	E440C/WT	mg/kg	0.92	0.85	0.40	0.67	0.88	0.85	0.99
Boron	7440-42-8	E440C/WT	mg/kg	6.5	8.0	17.9	6.0	6.0	5.9	6.7
Boron, hot water soluble	7440-42-8	E487/WT	mg/kg	<0.10	<0.10	0.45	0.12	<0.20 DLM, FR4	<0.10	0.10
Cadmium	7440-43-9	E440C/WT	mg/kg	0.095	0.078	0.044	0.089	0.078	0.102	0.104
Chromium	7440-47-3	E440C/WT	mg/kg	164	98.6	27.3	72.4	111	135	160
Cobalt	7440-48-4	E440C/WT	mg/kg	25.2	19.7	11.5	12.3	17.5	23.7	26.2
Copper	7440-50-8	E440C/WT	mg/kg	54.9	39.8	14.7	29.1	37.4	48.8	53.7
Lead	7439-92-1	E440C/WT	mg/kg	9.30	7.25	11.8	5.82	8.12	8.19	8.49
Mercury	7439-97-6	E510C/WT	mg/kg	0.0095	0.0055	0.0274	0.0115	0.0136	0.0094	0.0077
Molybdenum	7439-98-7	E440C/WT	mg/kg	0.28	0.25	1.20	0.25	0.26	0.29	0.26
Nickel	7440-02-0	E440C/WT	mg/kg	77.5	53.8	23.5	37.5	56.0	70.1	74.8
Selenium	7782-49-2	E440C/WT	mg/kg	<0.20	<0.20	<0.20	<0.20	<0.20	<0.20	<0.20

Matrix: Soil/Solid

			Client sample ID	BH25-08 SA4 ----	BH25-08 SA5 ----	BH25-09 SA1 ----	BH25-09 SA2 ----	BH25-09 SA3 ----	BH25-09 SA4 ----	BH25-09 SA5 ----
			Client sampling date / time	10-Nov-2025 09:00	10-Nov-2025 09:00	10-Nov-2025 09:00	10-Nov-2025 09:00	10-Nov-2025 09:00	10-Nov-2025 09:00	10-Nov-2025 09:00
			Sub-Matrix	Soil	Soil	Soil	Soil	Soil	Soil	Soil
Analyte	CAS Number	Method/Lab	Unit	WT2533107-015	WT2533107-016	WT2533107-017	WT2533107-018	WT2533107-019	WT2533107-020	WT2533107-021
				Result	Result	Result	Result	Result	Result	Result
Metals										
Silver	7440-22-4	E440C/WT	mg/kg	<0.10	<0.10	<0.10	<0.10	<0.10	<0.10	0.11
Thallium	7440-28-0	E440C/WT	mg/kg	0.374	0.297	0.236	0.200	0.321	0.355	0.385
Uranium	7440-61-1	E440C/WT	mg/kg	0.897	0.766	0.536	0.890	1.03	0.910	0.916
Vanadium	7440-62-2	E440C/WT	mg/kg	113	91.0	26.1	62.9	87.6	103	115
Zinc	7440-66-6	E440C/WT	mg/kg	122	96.2	26.1	63.4	95.5	111	125
Speciated Metals										
Chromium, hexavalent [Cr VI]	18540-29-9	E532/WT	mg/kg	0.93	0.66	<0.10	1.24	0.76	1.01	0.40
Volatile Organic Compounds										
Acetone	67-64-1	E611D/WT	mg/kg	<0.50	<0.50	<0.50	<0.50	<0.50	<0.50	<0.50
Benzene	71-43-2	E611D/WT	mg/kg	<0.0050	<0.0050	<0.0050	<0.0050	<0.0050	<0.0050	<0.0050
Bromodichloromethane	75-27-4	E611D/WT	mg/kg	<0.050	<0.050	<0.050	<0.050	<0.050	<0.050	<0.050
Bromoform	75-25-2	E611D/WT	mg/kg	<0.050	<0.050	<0.050	<0.050	<0.050	<0.050	<0.050
Bromomethane	74-83-9	E611D/WT	mg/kg	<0.050	<0.050	<0.050	<0.050	<0.050	<0.050	<0.050
Carbon tetrachloride	56-23-5	E611D/WT	mg/kg	<0.050	<0.050	<0.050	<0.050	<0.050	<0.050	<0.050
Chlorobenzene	108-90-7	E611D/WT	mg/kg	<0.050	<0.050	<0.050	<0.050	<0.050	<0.050	<0.050
Chloroform	67-66-3	E611D/WT	mg/kg	<0.050	<0.050	<0.050	<0.050	<0.050	<0.050	<0.050
Dibromochloromethane	124-48-1	E611D/WT	mg/kg	<0.050	<0.050	<0.050	<0.050	<0.050	<0.050	<0.050
Dibromoethane, 1,2-	106-93-4	E611D/WT	mg/kg	<0.050	<0.050	<0.050	<0.050	<0.050	<0.050	<0.050
Dichlorobenzene, 1,2-	95-50-1	E611D/WT	mg/kg	<0.050	<0.050	<0.050	<0.050	<0.050	<0.050	<0.050
Dichlorobenzene, 1,3-	541-73-1	E611D/WT	mg/kg	<0.050	<0.050	<0.050	<0.050	<0.050	<0.050	<0.050

Matrix: Soil/Solid

			Client sample ID	BH25-08 SA4 ----	BH25-08 SA5 ----	BH25-09 SA1 ----	BH25-09 SA2 ----	BH25-09 SA3 ----	BH25-09 SA4 ----	BH25-09 SA5 ----
			Client sampling date / time	10-Nov-2025 09:00	10-Nov-2025 09:00	10-Nov-2025 09:00	10-Nov-2025 09:00	10-Nov-2025 09:00	10-Nov-2025 09:00	10-Nov-2025 09:00
			Sub-Matrix	Soil	Soil	Soil	Soil	Soil	Soil	Soil
Analyte	CAS Number	Method/Lab	Unit	WT2533107-015	WT2533107-016	WT2533107-017	WT2533107-018	WT2533107-019	WT2533107-020	WT2533107-021
				Result	Result	Result	Result	Result	Result	Result
Volatile Organic Compounds										
Dichlorobenzene, 1,4-	106-46-7	E611D/WT	mg/kg	<0.050	<0.050	<0.050	<0.050	<0.050	<0.050	<0.050
Dichlorodifluoromethane	75-71-8	E611D/WT	mg/kg	<0.050	<0.050	<0.050	<0.050	<0.050	<0.050	<0.050
Dichloroethane, 1,1-	75-34-3	E611D/WT	mg/kg	<0.050	<0.050	<0.050	<0.050	<0.050	<0.050	<0.050
Dichloroethane, 1,2-	107-06-2	E611D/WT	mg/kg	<0.050	<0.050	<0.050	<0.050	<0.050	<0.050	<0.050
Dichloroethylene, 1,1-	75-35-4	E611D/WT	mg/kg	<0.050	<0.050	<0.050	<0.050	<0.050	<0.050	<0.050
Dichloroethylene, cis-1,2-	156-59-2	E611D/WT	mg/kg	<0.050	<0.050	<0.050	<0.050	<0.050	<0.050	<0.050
Dichloroethylene, trans-1,2-	156-60-5	E611D/WT	mg/kg	<0.050	<0.050	<0.050	<0.050	<0.050	<0.050	<0.050
Dichloromethane	75-09-2	E611D/WT	mg/kg	<0.045	<0.045	<0.045	<0.045	<0.045	<0.045	<0.045
Dichloropropane, 1,2-	78-87-5	E611D/WT	mg/kg	<0.050	<0.050	<0.050	<0.050	<0.050	<0.050	<0.050
Dichloropropylene, cis-1,3-	10061-01-5	E611D/WT	mg/kg	<0.030	<0.030	<0.030	<0.030	<0.030	<0.030	<0.030
Dichloropropylene, cis+trans-1,3-	542-75-6	E611D/WT	mg/kg	<0.050	<0.050	<0.050	<0.050	<0.050	<0.050	<0.050
Dichloropropylene, trans-1,3-	10061-02-6	E611D/WT	mg/kg	<0.030	<0.030	<0.030	<0.030	<0.030	<0.030	<0.030
Ethylbenzene	100-41-4	E611D/WT	mg/kg	<0.015	<0.015	<0.015	<0.015	<0.015	<0.015	<0.015
Hexane, n-	110-54-3	E611D/WT	mg/kg	<0.050	<0.050	<0.050	<0.050	<0.050	<0.050	<0.050
Methyl ethyl ketone [MEK]	78-93-3	E611D/WT	mg/kg	<0.50	<0.50	<0.50	<0.50	<0.50	<0.50	<0.50
Methyl isobutyl ketone [MIBK]	108-10-1	E611D/WT	mg/kg	<0.50	<0.50	<0.50	<0.50	<0.50	<0.50	<0.50
Methyl-tert-butyl ether [MTBE]	1634-04-4	E611D/WT	mg/kg	<0.040	<0.040	<0.040	<0.040	<0.040	<0.040	<0.040
Styrene	100-42-5	E611D/WT	mg/kg	<0.050	<0.050	<0.050	<0.050	<0.050	<0.050	<0.050
Tetrachloroethane, 1,1,1,2-	630-20-6	E611D/WT	mg/kg	<0.050	<0.050	<0.050	<0.050	<0.050	<0.050	<0.050
Tetrachloroethane, 1,1,2,2-	79-34-5	E611D/WT	mg/kg	<0.050	<0.050	<0.050	<0.050	<0.050	<0.050	<0.050

Matrix: Soil/Solid

			Client sample ID	BH25-08 SA4 ----	BH25-08 SA5 ----	BH25-09 SA1 ----	BH25-09 SA2 ----	BH25-09 SA3 ----	BH25-09 SA4 ----	BH25-09 SA5 ----
			Client sampling date / time	10-Nov-2025 09:00	10-Nov-2025 09:00	10-Nov-2025 09:00	10-Nov-2025 09:00	10-Nov-2025 09:00	10-Nov-2025 09:00	10-Nov-2025 09:00
			Sub-Matrix	Soil	Soil	Soil	Soil	Soil	Soil	Soil
Analyte	CAS Number	Method/Lab	Unit	WT2533107-015	WT2533107-016	WT2533107-017	WT2533107-018	WT2533107-019	WT2533107-020	WT2533107-021
				Result	Result	Result	Result	Result	Result	Result
Volatile Organic Compounds										
Tetrachloroethylene	127-18-4	E611D/WT	mg/kg	<0.050	<0.050	<0.050	<0.050	<0.050	<0.050	<0.050
Toluene	108-88-3	E611D/WT	mg/kg	<0.050	<0.050	<0.050	<0.050	<0.050	<0.050	<0.050
Trichloroethane, 1,1,1-	71-55-6	E611D/WT	mg/kg	<0.050	<0.050	<0.050	<0.050	<0.050	<0.050	<0.050
Trichloroethane, 1,1,2-	79-00-5	E611D/WT	mg/kg	<0.050	<0.050	<0.050	<0.050	<0.050	<0.050	<0.050
Trichloroethylene	79-01-6	E611D/WT	mg/kg	<0.010	<0.010	<0.010	<0.010	<0.010	<0.010	<0.010
Trichlorofluoromethane	75-69-4	E611D/WT	mg/kg	<0.050	<0.050	<0.050	<0.050	<0.050	<0.050	<0.050
Vinyl chloride	75-01-4	E611D/WT	mg/kg	<0.020	<0.020	<0.020	<0.020	<0.020	<0.020	<0.020
Xylene, m+p-	179601-23-1	E611D/WT	mg/kg	<0.030	<0.030	<0.030	<0.030	<0.030	<0.030	<0.030
Xylene, o-	95-47-6	E611D/WT	mg/kg	<0.030	<0.030	<0.030	<0.030	<0.030	<0.030	<0.030
Xylenes, total	1330-20-7	E611D/WT	mg/kg	<0.050	<0.050	<0.050	<0.050	<0.050	<0.050	<0.050
BTEX, total	----	E611D/WT	mg/kg	<0.10	<0.10	<0.10	<0.10	<0.10	<0.10	<0.10
Hydrocarbons										
F1 (C6-C10)	----	E581.F1/WT	mg/kg	<5.0	<5.0	<5.0	<5.0	<5.0	<5.0	<5.0
F2 (C10-C16)	----	E601.SG-L/WT	mg/kg	<10	<10	<10	<10	<10	<10	<10
F2-Naphthalene	----	EC600/WT	mg/kg	<25	<25	<25	<25	<25	<25	<25
F3 (C16-C34)	----	E601.SG-L/WT	mg/kg	<50	<50	<50	<50	<50	<50	<50
F3-PAH	n/a	EC600/WT	mg/kg	<50	<50	<50	<50	<50	<50	<50
F4 (C34-C50)	----	E601.SG-L/WT	mg/kg	<50	<50	<50	<50	<50	<50	<50
F1-BTEX	----	EC580/WT	mg/kg	<5.0	<5.0	<5.0	<5.0	<5.0	<5.0	<5.0
Hydrocarbons, total (C6-C50)	n/a	EC581/WT	mg/kg	<80	<80	<80	<80	<80	<80	<80

Matrix: Soil/Solid

Analyte	CAS Number	Method/Lab	Unit	BH25-08 SA4 ----	BH25-08 SA5 ----	BH25-09 SA1 ----	BH25-09 SA2 ----	BH25-09 SA3 ----	BH25-09 SA4 ----	BH25-09 SA5 ----
Client sampling date / time				10-Nov-2025 09:00	10-Nov-2025 09:00	10-Nov-2025 09:00	10-Nov-2025 09:00	10-Nov-2025 09:00	10-Nov-2025 09:00	10-Nov-2025 09:00
Sub-Matrix				Soil	Soil	Soil	Soil	Soil	Soil	Soil
				WT2533107-015	WT2533107-016	WT2533107-017	WT2533107-018	WT2533107-019	WT2533107-020	WT2533107-021
				Result	Result	Result	Result	Result	Result	Result
Hydrocarbons										
Chromatogram to baseline at nC50	n/a	E601.SG-L/WT	-	YES	YES	YES	YES	YES	YES	YES
Hydrocarbons Surrogates										
Bromobenzotrifluoride, 2- (F2-F4 surrogate)	392-83-6	E601.SG-L/WT	%	85.1	88.2	88.3	90.7	84.8	87.0	82.2
Dichlorotoluene, 3,4-	95-75-0	E581.F1/WT	%	67.7	82.3	83.7	59.0 SUR-ND	66.6	60.4	90.4
Volatile Organic Compounds Surrogates										
Bromofluorobenzene, 4-	460-00-4	E611D/WT	%	94.4	121	114	91.9	91.9	95.4	101
Difluorobenzene, 1,4-	540-36-3	E611D/WT	%	94.6	120	113	94.5	91.2	96.1	98.1
Polycyclic Aromatic Hydrocarbons										
Acenaphthene	83-32-9	E641A/WT	mg/kg	<0.050	<0.050	<0.050	<0.050	<0.050	<0.050	<0.050
Acenaphthylene	208-96-8	E641A/WT	mg/kg	<0.050	<0.050	<0.050	<0.050	<0.050	<0.050	<0.050
Anthracene	120-12-7	E641A/WT	mg/kg	<0.050	<0.050	<0.050	<0.050	<0.050	<0.050	<0.050
Benz(a)anthracene	56-55-3	E641A/WT	mg/kg	<0.050	<0.050	<0.050	<0.050	<0.050	<0.050	<0.050
Benzo(a)pyrene	50-32-8	E641A/WT	mg/kg	<0.050	<0.050	<0.050	<0.050	<0.050	<0.050	<0.050
Benzo(b+j)fluoranthene	n/a	E641A/WT	mg/kg	<0.050	<0.050	<0.050	<0.050	<0.050	<0.050	<0.050
Benzo(g,h,i)perylene	191-24-2	E641A/WT	mg/kg	<0.050	<0.050	<0.050	<0.050	<0.050	<0.050	<0.050
Benzo(k)fluoranthene	207-08-9	E641A/WT	mg/kg	<0.050	<0.050	<0.050	<0.050	<0.050	<0.050	<0.050
Chrysene	218-01-9	E641A/WT	mg/kg	<0.050	<0.050	<0.050	<0.050	<0.050	<0.050	<0.050
Dibenz(a,h)anthracene	53-70-3	E641A/WT	mg/kg	<0.050	<0.050	<0.050	<0.050	<0.050	<0.050	<0.050
Fluoranthene	206-44-0	E641A/WT	mg/kg	<0.050	<0.050	<0.050	<0.050	<0.050	<0.050	<0.050
Fluorene	86-73-7	E641A/WT	mg/kg	<0.050	<0.050	<0.050	<0.050	<0.050	<0.050	<0.050

Matrix: Soil/Solid			Client sample ID	BH25-08 SA4 ----	BH25-08 SA5 ----	BH25-09 SA1 ----	BH25-09 SA2 ----	BH25-09 SA3 ----	BH25-09 SA4 ----	BH25-09 SA5 ----
			Client sampling date / time	10-Nov-2025 09:00	10-Nov-2025 09:00	10-Nov-2025 09:00	10-Nov-2025 09:00	10-Nov-2025 09:00	10-Nov-2025 09:00	10-Nov-2025 09:00
			Sub-Matrix	Soil	Soil	Soil	Soil	Soil	Soil	Soil
Analyte	CAS Number	Method/Lab	Unit	WT2533107-015	WT2533107-016	WT2533107-017	WT2533107-018	WT2533107-019	WT2533107-020	WT2533107-021
				Result	Result	Result	Result	Result	Result	Result
Polycyclic Aromatic Hydrocarbons										
Indeno(1,2,3-c,d)pyrene	193-39-5	E641A/WT	mg/kg	<0.050	<0.050	<0.050	<0.050	<0.050	<0.050	<0.050
Methylnaphthalene, 1-	90-12-0	E641A/WT	mg/kg	<0.030	<0.030	<0.030	<0.030	<0.030	<0.030	<0.030
Methylnaphthalene, 1+2-	----	E641A/WT	mg/kg	<0.050	<0.050	<0.050	<0.050	<0.050	<0.050	<0.050
Methylnaphthalene, 2-	91-57-6	E641A/WT	mg/kg	<0.030	<0.030	<0.030	<0.030	<0.030	<0.030	<0.030
Naphthalene	91-20-3	E641A/WT	mg/kg	<0.010	<0.010	<0.010	<0.010	<0.010	<0.010	<0.010
Phenanthrene	85-01-8	E641A/WT	mg/kg	<0.050	<0.050	<0.050	<0.050	<0.050	<0.050	<0.050
Pyrene	129-00-0	E641A/WT	mg/kg	<0.050	<0.050	<0.050	<0.050	<0.050	<0.050	<0.050
Polycyclic Aromatic Hydrocarbons Surrogates										
Acridine-d9	34749-75-2	E641A/WT	%	86.8	86.0	87.0	90.3	84.6	88.1	83.3
Chrysene-d12	1719-03-5	E641A/WT	%	99.7	97.5	98.2	106	98.4	96.9	97.3
Naphthalene-d8	1146-65-2	E641A/WT	%	99.4	97.8	99.3	103	96.9	97.4	95.6
Phenanthrene-d10	1517-22-2	E641A/WT	%	96.6	96.9	95.1	103	94.4	96.1	93.6
Polychlorinated Biphenyls										
Aroclor 1016	12674-11-2	E687/WT	mg/kg	----	----	<0.010	----	----	----	----
Aroclor 1221	11104-28-2	E687/WT	mg/kg	----	----	<0.010	----	----	----	----
Aroclor 1232	11141-16-5	E687/WT	mg/kg	----	----	<0.010	----	----	----	----
Aroclor 1242	53469-21-9	E687/WT	mg/kg	----	----	<0.010	----	----	----	----
Aroclor 1248	12672-29-6	E687/WT	mg/kg	----	----	<0.010	----	----	----	----
Aroclor 1254	11097-69-1	E687/WT	mg/kg	----	----	<0.010	----	----	----	----
Aroclor 1260	11096-82-5	E687/WT	mg/kg	----	----	<0.010	----	----	----	----

Matrix: Soil/Solid			Client sample ID	BH25-08 SA4 ----	BH25-08 SA5 ----	BH25-09 SA1 ----	BH25-09 SA2 ----	BH25-09 SA3 ----	BH25-09 SA4 ----	BH25-09 SA5 ----
			Client sampling date / time	10-Nov-2025 09:00	10-Nov-2025 09:00	10-Nov-2025 09:00	10-Nov-2025 09:00	10-Nov-2025 09:00	10-Nov-2025 09:00	10-Nov-2025 09:00
			Sub-Matrix	Soil	Soil	Soil	Soil	Soil	Soil	Soil
Analyte	CAS Number	Method/Lab	Unit	WT2533107-015	WT2533107-016	WT2533107-017	WT2533107-018	WT2533107-019	WT2533107-020	WT2533107-021
				Result	Result	Result	Result	Result	Result	Result
Polychlorinated Biphenyls										
Aroclor 1262	37324-23-5	E687/WT	mg/kg	----	----	<0.010	----	----	----	----
Aroclor 1268	11100-14-4	E687/WT	mg/kg	----	----	<0.010	----	----	----	----
Polychlorinated biphenyls [PCBs], total	1336-36-3	E687/WT	mg/kg	----	----	<0.030	----	----	----	----
Polychlorinated Biphenyls Surrogates										
Decachlorobiphenyl	2051-24-3	E687/WT	%	----	----	107	----	----	----	----
Tetrachloro-m-xylene	877-09-8	E687/WT	%	----	----	82.9	----	----	----	----

Please refer to the General Comments section for an explanation of any result qualifiers detected.

Matrix: Soil/Solid			Client sample ID	BH25-10 SA1 ----	BH25-10 SA2 ----	BH25-10 SA3 ----	BH25-10 SA4 ----	BH25-10 SA5 ----	BH25-11 SA1 ----	BH25-11 SA2 ----
			Client sampling date / time	10-Nov-2025 09:00	10-Nov-2025 09:00	10-Nov-2025 09:00	10-Nov-2025 09:00	10-Nov-2025 09:00	10-Nov-2025 09:00	10-Nov-2025 09:00
			Sub-Matrix	Soil	Soil	Soil	Soil	Soil	Soil	Soil
Analyte	CAS Number	Method/Lab	Unit	WT2533107-022	WT2533107-023	WT2533107-024	WT2533107-025	WT2533107-026	WT2533107-027	WT2533107-028
				Result	Result	Result	Result	Result	Result	Result
Physical Tests										
Conductivity (1:2 leachate)	----	E100-L/WT	mS/cm	2.12	1.39	0.688	0.895	0.534 FR5	0.343	0.624
Moisture	----	E144/WT	%	5.47	29.6	30.3	40.5	5.52	5.05	24.6
pH (1:2 soil:CaCl2-aq)	----	E108A/WT	pH units	7.88	7.12	6.89	6.69	6.63	7.96	7.25
Cyanides										
Cyanide, weak acid dissociable	----	E336A/WT	mg/kg	<0.050	<0.050	<0.050	<0.050	<0.050	<0.050	<0.050

Matrix: Soil/Solid

Analyte	CAS Number	Method/Lab	Unit	BH25-10 SA1 ----	BH25-10 SA2 ----	BH25-10 SA3 ----	BH25-10 SA4 ----	BH25-10 SA5 ----	BH25-11 SA1 ----	BH25-11 SA2 ----
Client sampling date / time				10-Nov-2025 09:00	10-Nov-2025 09:00	10-Nov-2025 09:00	10-Nov-2025 09:00	10-Nov-2025 09:00	10-Nov-2025 09:00	10-Nov-2025 09:00
Sub-Matrix				Soil	Soil	Soil	Soil	Soil	Soil	Soil
				WT2533107-022	WT2533107-023	WT2533107-024	WT2533107-025	WT2533107-026	WT2533107-027	WT2533107-028
				Result	Result	Result	Result	Result	Result	Result
Fixed-Ratio Extractables										
Calcium, soluble ion content	7440-70-2	E484/WT	mg/L	467	150	47.5	75.0	9.85 DLIS, FR5	3.95	4.44
Magnesium, soluble ion content	7439-95-4	E484/WT	mg/L	59.4	85.1	34.1	47.1	8.08 DLIS, FR5	1.73	1.84
Sodium, soluble ion content	17341-25-2	E484/WT	mg/L	16.4	33.0	24.5	33.1	17.9 DLIS, FR5	50.3	117
Sodium adsorption ratio [SAR]	----	E484/WT	-	0.19	0.53	0.66	0.74	1.02 DLIS, FR5	5.31	11.8
Metals										
Antimony	7440-36-0	E440C/WT	mg/kg	<0.10	<0.10	<0.10	<0.10	<0.10	<0.10	<0.10
Arsenic	7440-38-2	E440C/WT	mg/kg	1.46	2.37	2.66	2.57	2.52	1.92	1.90
Barium	7440-39-3	E440C/WT	mg/kg	262	252	306	315	337	136	174
Beryllium	7440-41-7	E440C/WT	mg/kg	0.33	0.78	0.87	0.81	0.96	0.38	0.60
Boron	7440-42-8	E440C/WT	mg/kg	20.8	5.8	5.9	6.5	8.0	26.5	5.7
Boron, hot water soluble	7440-42-8	E487/WT	mg/kg	1.01	<0.10	<0.10	<0.10	<0.20 DLIS, FR4	0.77	0.23
Cadmium	7440-43-9	E440C/WT	mg/kg	0.030	0.121	0.095	0.100	0.114	0.022	0.067
Chromium	7440-47-3	E440C/WT	mg/kg	15.4	87.2	113	111	137	15.3	63.4
Cobalt	7440-48-4	E440C/WT	mg/kg	6.64	18.3	22.4	21.3	26.0	8.22	11.9
Copper	7440-50-8	E440C/WT	mg/kg	9.48	33.1	44.9	41.0	50.0	12.3	28.3
Lead	7439-92-1	E440C/WT	mg/kg	9.33	6.93	8.17	7.74	8.32	12.3	5.34
Mercury	7439-97-6	E510C/WT	mg/kg	0.0200	0.0114	0.0092	0.0095	0.0069	0.0297	0.0108
Molybdenum	7439-98-7	E440C/WT	mg/kg	0.78	0.28	0.27	0.35	0.25	1.07	0.24
Nickel	7440-02-0	E440C/WT	mg/kg	13.6	45.5	60.2	58.3	68.3	16.5	33.7
Selenium	7782-49-2	E440C/WT	mg/kg	<0.20	<0.20	<0.20	<0.20	<0.20	<0.20	<0.20

Matrix: Soil/Solid

			Client sample ID	BH25-10 SA1 ----	BH25-10 SA2 ----	BH25-10 SA3 ----	BH25-10 SA4 ----	BH25-10 SA5 ----	BH25-11 SA1 ----	BH25-11 SA2 ----
			Client sampling date / time	10-Nov-2025 09:00	10-Nov-2025 09:00	10-Nov-2025 09:00	10-Nov-2025 09:00	10-Nov-2025 09:00	10-Nov-2025 09:00	10-Nov-2025 09:00
			Sub-Matrix	Soil	Soil	Soil	Soil	Soil	Soil	Soil
Analyte	CAS Number	Method/Lab	Unit	WT2533107-022	WT2533107-023	WT2533107-024	WT2533107-025	WT2533107-026	WT2533107-027	WT2533107-028
				Result	Result	Result	Result	Result	Result	Result
Metals										
Silver	7440-22-4	E440C/WT	mg/kg	<0.10	<0.10	<0.10	<0.10	0.14	<0.10	<0.10
Thallium	7440-28-0	E440C/WT	mg/kg	0.199	0.254	0.329	0.316	0.380	0.180	0.205
Uranium	7440-61-1	E440C/WT	mg/kg	0.434	0.904	0.929	0.838	0.894	0.492	0.867
Vanadium	7440-62-2	E440C/WT	mg/kg	14.5	74.4	97.6	95.3	113	14.5	58.1
Zinc	7440-66-6	E440C/WT	mg/kg	23.6	78.5	105	98.0	123	12.3	58.0
Speciated Metals										
Chromium, hexavalent [Cr VI]	18540-29-9	E532/WT	mg/kg	<0.10	1.23	0.76	0.58	0.58	<0.10	0.66
mSPLP VOCs										
Bromomethane, mSPLP	74-83-9	E619D/WT	µg/L	----	----	<0.50	----	<0.50	----	----
Carbon tetrachloride, mSPLP	56-23-5	E619D/WT	µg/L	----	----	<0.20	----	<0.20	----	----
Chloroform, mSPLP	67-66-3	E619D/WT	µg/L	----	----	<1.00	----	<1.00	----	----
Dibromoethane, 1,2-, mSPLP	106-93-4	E619D/WT	µg/L	----	----	<0.20	----	<0.20	----	----
Dichlorobenzene, 1,2-, mSPLP	95-50-1	E619D/WT	µg/L	----	----	<0.50	----	<0.50	----	----
Dichlorobenzene, 1,4-, mSPLP	106-46-7	E619D/WT	µg/L	----	----	<0.50	----	<0.50	----	----
Dichloroethane, 1,1-, mSPLP	75-34-3	E619D/WT	µg/L	----	----	<0.50	----	<0.50	----	----
Dichloroethane, 1,2-, mSPLP	107-06-2	E619D/WT	µg/L	----	----	<0.50	----	<0.50	----	----
Dichloroethylene, 1,1-, mSPLP	75-35-4	E619D/WT	µg/L	----	----	<0.50	----	<0.50	----	----
Dichloroethylene, cis-1,2-, mSPLP	156-59-2	E619D/WT	µg/L	----	----	<0.50	----	<0.50	----	----
Dichloroethylene, trans-1,2-, mSPLP	156-60-5	E619D/WT	µg/L	----	----	<0.50	----	<0.50	----	----
Dichloropropane, 1,2-, mSPLP	78-87-5	E619D/WT	µg/L	----	----	<0.50	----	<0.50	----	----

Matrix: Soil/Solid

			Client sample ID	BH25-10 SA1 ----	BH25-10 SA2 ----	BH25-10 SA3 ----	BH25-10 SA4 ----	BH25-10 SA5 ----	BH25-11 SA1 ----	BH25-11 SA2 ----
			Client sampling date / time	10-Nov-2025 09:00	10-Nov-2025 09:00	10-Nov-2025 09:00	10-Nov-2025 09:00	10-Nov-2025 09:00	10-Nov-2025 09:00	10-Nov-2025 09:00
			Sub-Matrix	Soil	Soil	Soil	Soil	Soil	Soil	Soil
Analyte	CAS Number	Method/Lab	Unit	WT2533107-022	WT2533107-023	WT2533107-024	WT2533107-025	WT2533107-026	WT2533107-027	WT2533107-028
				Result	Result	Result	Result	Result	Result	Result
mSPLP VOCs										
Dichloropropylene, cis-1,3-, mSPLP	10061-01-5	E619D/WT	µg/L	----	----	<0.20	----	<0.20	----	----
Dichloropropylene, cis+trans-1,3-, mSPLP	542-75-6	E619D/WT	µg/L	----	----	<0.30	----	<0.30	----	----
Dichloropropylene, trans-1,3-, mSPLP	10061-02-6	E619D/WT	µg/L	----	----	<0.20	----	<0.20	----	----
Dioxane, 1,4-, mSPLP	123-91-1	E619D/WT	µg/L	----	----	<2.0	----	<2.0	----	----
Tetrachloroethane, 1,1,1,2-, mSPLP	630-20-6	E619D/WT	µg/L	----	----	<0.50	----	<0.50	----	----
Tetrachloroethane, 1,1,2,2-, mSPLP	630-20-6	E619D/WT	µg/L	----	----	<0.50	----	<0.50	----	----
Tetrachloroethylene, mSPLP	127-18-4	E619D/WT	µg/L	----	----	<0.50	----	<0.50	----	----
Trichloroethane, 1,1,2-, mSPLP	79-00-5	E619D/WT	µg/L	----	----	<0.50	----	<0.50	----	----
Trichloroethylene, mSPLP	79-01-6	E619D/WT	µg/L	----	----	<0.50	----	<0.50	----	----
mSPLP VOCs Surrogates										
Bromofluorobenzene, 4-, mSPLP	460-00-4	E619D/WT	%	----	----	97.0	----	97.3	----	----
Difluorobenzene, 1,4-, mSPLP	540-36-3	E619D/WT	%	----	----	98.9	----	98.8	----	----
ON mSPLP VOC (reagent water)										
Extraction fluid	----	EPP584/WT	-	----	----	fluid #3	----	fluid #3	----	----
Volatile Organic Compounds										
Acetone	67-64-1	E611D/WT	mg/kg	<0.50	<0.50	<0.50	<0.50	<0.50	<0.50	<0.50
Benzene	71-43-2	E611D/WT	mg/kg	<0.0050	<0.0050	<0.0050	<0.0050	<0.0050	<0.0050	<0.0050
Bromodichloromethane	75-27-4	E611D/WT	mg/kg	<0.050	<0.050	<0.050	<0.050	<0.050	<0.050	<0.050
Bromoform	75-25-2	E611D/WT	mg/kg	<0.050	<0.050	<0.050	<0.050	<0.050	<0.050	<0.050
Bromomethane	74-83-9	E611D/WT	mg/kg	<0.050	<0.050	<0.050	<0.050	<0.050	<0.050	<0.050

Matrix: Soil/Solid

			Client sample ID	BH25-10 SA1 ----	BH25-10 SA2 ----	BH25-10 SA3 ----	BH25-10 SA4 ----	BH25-10 SA5 ----	BH25-11 SA1 ----	BH25-11 SA2 ----
			Client sampling date / time	10-Nov-2025 09:00	10-Nov-2025 09:00	10-Nov-2025 09:00	10-Nov-2025 09:00	10-Nov-2025 09:00	10-Nov-2025 09:00	10-Nov-2025 09:00
			Sub-Matrix	Soil	Soil	Soil	Soil	Soil	Soil	Soil
Analyte	CAS Number	Method/Lab	Unit	WT2533107-022	WT2533107-023	WT2533107-024	WT2533107-025	WT2533107-026	WT2533107-027	WT2533107-028
				Result	Result	Result	Result	Result	Result	Result
Volatile Organic Compounds										
Carbon tetrachloride	56-23-5	E611D/WT	mg/kg	<0.050	<0.050	<0.050	<0.050	<0.050	<0.050	<0.050
Chlorobenzene	108-90-7	E611D/WT	mg/kg	<0.050	<0.050	<0.050	<0.050	<0.050	<0.050	<0.050
Chloroform	67-66-3	E611D/WT	mg/kg	<0.050	<0.050	<0.050	<0.050	<0.050	<0.050	<0.050
Dibromochloromethane	124-48-1	E611D/WT	mg/kg	<0.050	<0.050	<0.050	<0.050	<0.050	<0.050	<0.050
Dibromoethane, 1,2-	106-93-4	E611D/WT	mg/kg	<0.050	<0.050	<0.050	<0.050	<0.050	<0.050	<0.050
Dichlorobenzene, 1,2-	95-50-1	E611D/WT	mg/kg	<0.050	<0.050	<0.050	<0.050	<0.050	<0.050	<0.050
Dichlorobenzene, 1,3-	541-73-1	E611D/WT	mg/kg	<0.050	<0.050	<0.050	<0.050	<0.050	<0.050	<0.050
Dichlorobenzene, 1,4-	106-46-7	E611D/WT	mg/kg	<0.050	<0.050	<0.050	<0.050	<0.050	<0.050	<0.050
Dichlorodifluoromethane	75-71-8	E611D/WT	mg/kg	<0.050	<0.050	<0.050	<0.050	<0.050	<0.050	<0.050
Dichloroethane, 1,1-	75-34-3	E611D/WT	mg/kg	<0.050	<0.050	<0.050	<0.050	<0.050	<0.050	<0.050
Dichloroethane, 1,2-	107-06-2	E611D/WT	mg/kg	<0.050	<0.050	<0.050	<0.050	<0.050	<0.050	<0.050
Dichloroethylene, 1,1-	75-35-4	E611D/WT	mg/kg	<0.050	<0.050	<0.050	<0.050	<0.050	<0.050	<0.050
Dichloroethylene, cis-1,2-	156-59-2	E611D/WT	mg/kg	<0.050	<0.050	<0.050	<0.050	<0.050	<0.050	<0.050
Dichloroethylene, trans-1,2-	156-60-5	E611D/WT	mg/kg	<0.050	<0.050	<0.050	<0.050	<0.050	<0.050	<0.050
Dichloromethane	75-09-2	E611D/WT	mg/kg	<0.045	<0.045	<0.045	<0.045	<0.045	<0.045	<0.045
Dichloropropane, 1,2-	78-87-5	E611D/WT	mg/kg	<0.050	<0.050	<0.050	<0.050	<0.050	<0.050	<0.050
Dichloropropylene, cis-1,3-	10061-01-5	E611D/WT	mg/kg	<0.030	<0.030	<0.030	<0.030	<0.030	<0.030	<0.030
Dichloropropylene, cis+trans-1,3-	542-75-6	E611D/WT	mg/kg	<0.050	<0.050	<0.050	<0.050	<0.050	<0.050	<0.050
Dichloropropylene, trans-1,3-	10061-02-6	E611D/WT	mg/kg	<0.030	<0.030	<0.030	<0.030	<0.030	<0.030	<0.030
Ethylbenzene	100-41-4	E611D/WT	mg/kg	<0.015	<0.015	<0.015	<0.015	<0.015	<0.015	<0.015

Matrix: Soil/Solid

Analyte	CAS Number	Method/Lab	Unit	BH25-10 SA1 ----	BH25-10 SA2 ----	BH25-10 SA3 ----	BH25-10 SA4 ----	BH25-10 SA5 ----	BH25-11 SA1 ----	BH25-11 SA2 ----
Client sampling date / time				10-Nov-2025 09:00	10-Nov-2025 09:00	10-Nov-2025 09:00	10-Nov-2025 09:00	10-Nov-2025 09:00	10-Nov-2025 09:00	10-Nov-2025 09:00
Sub-Matrix				Soil	Soil	Soil	Soil	Soil	Soil	Soil
				WT2533107-022	WT2533107-023	WT2533107-024	WT2533107-025	WT2533107-026	WT2533107-027	WT2533107-028
				Result	Result	Result	Result	Result	Result	Result
Volatile Organic Compounds										
Hexane, n-	110-54-3	E611D/WT	mg/kg	<0.050	<0.050	<0.050	<0.050	<0.050	0.067	<0.050
Methyl ethyl ketone [MEK]	78-93-3	E611D/WT	mg/kg	<0.50	<0.50	<0.50	<0.50	<0.50	<0.50	<0.50
Methyl isobutyl ketone [MIBK]	108-10-1	E611D/WT	mg/kg	<0.50	<0.50	<0.50	<0.50	<0.50	<0.50	<0.50
Methyl-tert-butyl ether [MTBE]	1634-04-4	E611D/WT	mg/kg	<0.040	<0.040	<0.040	<0.040	<0.040	<0.040	<0.040
Styrene	100-42-5	E611D/WT	mg/kg	<0.050	<0.050	<0.050	<0.050	<0.050	<0.050	<0.050
Tetrachloroethane, 1,1,1,2-	630-20-6	E611D/WT	mg/kg	<0.050	<0.050	<0.050	<0.050	<0.050	<0.050	<0.050
Tetrachloroethane, 1,1,2,2-	79-34-5	E611D/WT	mg/kg	<0.050	<0.050	<0.050	<0.050	<0.050	<0.050	<0.050
Tetrachloroethylene	127-18-4	E611D/WT	mg/kg	<0.050	<0.050	<0.050	<0.050	<0.050	<0.050	<0.050
Toluene	108-88-3	E611D/WT	mg/kg	<0.050	<0.050	<0.050	<0.050	<0.050	<0.050	<0.050
Trichloroethane, 1,1,1-	71-55-6	E611D/WT	mg/kg	<0.050	<0.050	<0.050	<0.050	<0.050	<0.050	<0.050
Trichloroethane, 1,1,2-	79-00-5	E611D/WT	mg/kg	<0.050	<0.050	<0.050	<0.050	<0.050	<0.050	<0.050
Trichloroethylene	79-01-6	E611D/WT	mg/kg	<0.010	<0.010	<0.010	<0.010	<0.010	<0.010	<0.010
Trichlorofluoromethane	75-69-4	E611D/WT	mg/kg	<0.050	<0.050	<0.050	<0.050	<0.050	<0.050	<0.050
Vinyl chloride	75-01-4	E611D/WT	mg/kg	<0.020	<0.020	<0.020	<0.020	<0.020	<0.020	<0.020
Xylene, m+p-	179601-23-1	E611D/WT	mg/kg	<0.030	<0.030	<0.030	<0.030	<0.030	0.031	<0.030
Xylene, o-	95-47-6	E611D/WT	mg/kg	<0.030	<0.030	<0.030	<0.030	<0.030	<0.030	<0.030
Xylenes, total	1330-20-7	E611D/WT	mg/kg	<0.050	<0.050	<0.050	<0.050	<0.050	<0.050	<0.050
BTEX, total	----	E611D/WT	mg/kg	<0.10	<0.10	<0.10	<0.10	<0.10	<0.10	<0.10
Hydrocarbons										
F1 (C6-C10)	----	E581.F1/WT	mg/kg	<5.0	<5.0	<5.0	<5.0	<5.0	<5.0	<5.0

Matrix: Soil/Solid

Analyte	CAS Number	Method/Lab	Unit	BH25-10 SA1 ----	BH25-10 SA2 ----	BH25-10 SA3 ----	BH25-10 SA4 ----	BH25-10 SA5 ----	BH25-11 SA1 ----	BH25-11 SA2 ----
Client sampling date / time				10-Nov-2025 09:00	10-Nov-2025 09:00	10-Nov-2025 09:00	10-Nov-2025 09:00	10-Nov-2025 09:00	10-Nov-2025 09:00	10-Nov-2025 09:00
Sub-Matrix				Soil	Soil	Soil	Soil	Soil	Soil	Soil
				WT2533107-022	WT2533107-023	WT2533107-024	WT2533107-025	WT2533107-026	WT2533107-027	WT2533107-028
				Result	Result	Result	Result	Result	Result	Result
Hydrocarbons										
F2 (C10-C16)	----	E601.SG-L/WT	mg/kg	<10	<10	<10	<10	<10	<10	<10
F2-Naphthalene	----	EC600/WT	mg/kg	<25	<25	<25	<25	<25	<25	<25
F3 (C16-C34)	----	E601.SG-L/WT	mg/kg	<50	<50	<50	<50	<50	<50	<50
F3-PAH	n/a	EC600/WT	mg/kg	<50	<50	<50	<50	<50	<50	<50
F4 (C34-C50)	----	E601.SG-L/WT	mg/kg	<50	<50	<50	<50	<50	<50	<50
F1-BTEX	----	EC580/WT	mg/kg	<5.0	<5.0	<5.0	<5.0	<5.0	<5.0	<5.0
Hydrocarbons, total (C6-C50)	n/a	EC581/WT	mg/kg	<80	<80	<80	<80	<80	<80	<80
Chromatogram to baseline at nC50	n/a	E601.SG-L/WT	-	YES	YES	YES	YES	YES	YES	YES
Hydrocarbons Surrogates										
Bromobenzotrifluoride, 2- (F2-F4 surrogate)	392-83-6	E601.SG-L/WT	%	84.2	86.5	87.9	84.2	82.4	87.7	89.0
Dichlorotoluene, 3,4-	95-75-0	E581.F1/WT	%	105	120	90.9	88.6	88.3	106	88.9
Volatile Organic Compounds Surrogates										
Bromofluorobenzene, 4-	460-00-4	E611D/WT	%	137	142 SUR-ND	104	97.2	98.7	144 SHMI	111
Difluorobenzene, 1,4-	540-36-3	E611D/WT	%	140	140	103	96.8	97.9	146 SHMI	111
Polycyclic Aromatic Hydrocarbons										
Acenaphthene	83-32-9	E641A/WT	mg/kg	<0.050	<0.050	<0.050	<0.050	<0.050	<0.050	<0.050
Acenaphthylene	208-96-8	E641A/WT	mg/kg	<0.050	<0.050	<0.050	<0.050	<0.050	<0.050	<0.050
Anthracene	120-12-7	E641A/WT	mg/kg	<0.050	<0.050	<0.050	<0.050	<0.050	<0.050	<0.050
Benz(a)anthracene	56-55-3	E641A/WT	mg/kg	<0.050	<0.050	<0.050	<0.050	<0.050	<0.050	<0.050
Benzo(a)pyrene	50-32-8	E641A/WT	mg/kg	<0.050	<0.050	<0.050	<0.050	<0.050	<0.050	<0.050

Matrix: Soil/Solid

Client sample ID				BH25-10 SA1 ----	BH25-10 SA2 ----	BH25-10 SA3 ----	BH25-10 SA4 ----	BH25-10 SA5 ----	BH25-11 SA1 ----	BH25-11 SA2 ----
Client sampling date / time				10-Nov-2025 09:00	10-Nov-2025 09:00	10-Nov-2025 09:00	10-Nov-2025 09:00	10-Nov-2025 09:00	10-Nov-2025 09:00	10-Nov-2025 09:00
Sub-Matrix				Soil	Soil	Soil	Soil	Soil	Soil	Soil
Analyte	CAS Number	Method/Lab	Unit	WT2533107-022	WT2533107-023	WT2533107-024	WT2533107-025	WT2533107-026	WT2533107-027	WT2533107-028
				Result	Result	Result	Result	Result	Result	Result
Polycyclic Aromatic Hydrocarbons										
Benzo(b+j)fluoranthene	n/a	E641A/WT	mg/kg	<0.050	<0.050	<0.050	<0.050	<0.050	<0.050	<0.050
Benzo(g,h,i)perylene	191-24-2	E641A/WT	mg/kg	<0.050	<0.050	<0.050	<0.050	<0.050	<0.050	<0.050
Benzo(k)fluoranthene	207-08-9	E641A/WT	mg/kg	<0.050	<0.050	<0.050	<0.050	<0.050	<0.050	<0.050
Chrysene	218-01-9	E641A/WT	mg/kg	<0.050	<0.050	<0.050	<0.050	<0.050	<0.050	<0.050
Dibenz(a,h)anthracene	53-70-3	E641A/WT	mg/kg	<0.050	<0.050	<0.050	<0.050	<0.050	<0.050	<0.050
Fluoranthene	206-44-0	E641A/WT	mg/kg	<0.050	<0.050	<0.050	<0.050	<0.050	<0.050	<0.050
Fluorene	86-73-7	E641A/WT	mg/kg	<0.050	<0.050	<0.050	<0.050	<0.050	<0.050	<0.050
Indeno(1,2,3-c,d)pyrene	193-39-5	E641A/WT	mg/kg	<0.050	<0.050	<0.050	<0.050	<0.050	<0.050	<0.050
Methylnaphthalene, 1-	90-12-0	E641A/WT	mg/kg	<0.030	<0.030	<0.030	<0.030	<0.030	<0.030	<0.030
Methylnaphthalene, 1+2-	----	E641A/WT	mg/kg	<0.050	<0.050	<0.050	<0.050	<0.050	<0.050	<0.050
Methylnaphthalene, 2-	91-57-6	E641A/WT	mg/kg	<0.030	<0.030	<0.030	<0.030	<0.030	<0.030	<0.030
Naphthalene	91-20-3	E641A/WT	mg/kg	<0.010	<0.010	<0.010	<0.010	<0.010	<0.010	<0.010
Phenanthrene	85-01-8	E641A/WT	mg/kg	<0.050	<0.050	<0.050	<0.050	<0.050	<0.050	<0.050
Pyrene	129-00-0	E641A/WT	mg/kg	<0.050	<0.050	<0.050	<0.050	<0.050	<0.050	<0.050
Polycyclic Aromatic Hydrocarbons Surrogates										
Acridine-d9	34749-75-2	E641A/WT	%	85.0	76.7	82.9	86.6	81.5	88.5	86.9
Chrysene-d12	1719-03-5	E641A/WT	%	97.6	94.5	97.7	101	94.3	102	103
Naphthalene-d8	1146-65-2	E641A/WT	%	97.1	88.0	99.0	99.6	94.2	100	98.0
Phenanthrene-d10	1517-22-2	E641A/WT	%	93.7	86.8	95.1	99.0	90.1	96.5	94.7

Matrix: Soil/Solid

			Client sample ID	BH25-10 SA1 ----	BH25-10 SA2 ----	BH25-10 SA3 ----	BH25-10 SA4 ----	BH25-10 SA5 ----	BH25-11 SA1 ----	BH25-11 SA2 ----
			Client sampling date / time	10-Nov-2025 09:00	10-Nov-2025 09:00	10-Nov-2025 09:00	10-Nov-2025 09:00	10-Nov-2025 09:00	10-Nov-2025 09:00	10-Nov-2025 09:00
			Sub-Matrix	Soil	Soil	Soil	Soil	Soil	Soil	Soil
Analyte	CAS Number	Method/Lab	Unit	WT2533107-022	WT2533107-023	WT2533107-024	WT2533107-025	WT2533107-026	WT2533107-027	WT2533107-028
				Result	Result	Result	Result	Result	Result	Result
Polychlorinated Biphenyls										
Aroclor 1016	12674-11-2	E687/WT	mg/kg	<0.010	----	----	----	----	<0.010	----
Aroclor 1221	11104-28-2	E687/WT	mg/kg	<0.010	----	----	----	----	<0.010	----
Aroclor 1232	11141-16-5	E687/WT	mg/kg	<0.010	----	----	----	----	<0.010	----
Aroclor 1242	53469-21-9	E687/WT	mg/kg	<0.010	----	----	----	----	<0.010	----
Aroclor 1248	12672-29-6	E687/WT	mg/kg	<0.010	----	----	----	----	<0.010	----
Aroclor 1254	11097-69-1	E687/WT	mg/kg	<0.010	----	----	----	----	<0.010	----
Aroclor 1260	11096-82-5	E687/WT	mg/kg	<0.010	----	----	----	----	<0.010	----
Aroclor 1262	37324-23-5	E687/WT	mg/kg	<0.010	----	----	----	----	<0.010	----
Aroclor 1268	11100-14-4	E687/WT	mg/kg	<0.010	----	----	----	----	<0.010	----
Polychlorinated biphenyls [PCBs], total	1336-36-3	E687/WT	mg/kg	<0.030	----	----	----	----	<0.030	----
Polychlorinated Biphenyls Surrogates										
Decachlorobiphenyl	2051-24-3	E687/WT	%	106	----	----	----	----	108	----
Tetrachloro-m-xylene	877-09-8	E687/WT	%	80.1	----	----	----	----	80.5	----

Please refer to the General Comments section for an explanation of any result qualifiers detected.

Matrix: Soil/Solid			Client sample ID	BH25-11 SA3 ----	BH25-11 SA4 ----	BH25-11 SA5 ----	BH25-12 SA1 ----	BH25-12 SA2 ----	BH25-12 SA3 ----	BH25-12 SA4 ----
			Client sampling date / time	10-Nov-2025 09:00	10-Nov-2025 09:00	10-Nov-2025 09:00	10-Nov-2025 09:00	10-Nov-2025 09:00	10-Nov-2025 09:00	10-Nov-2025 09:00
			Sub-Matrix	Soil	Soil	Soil	Soil	Soil	Soil	Soil
Analyte	CAS Number	Method/Lab	Unit	WT2533107-029	WT2533107-030	WT2533107-031	WT2533107-032	WT2533107-033	WT2533107-034	WT2533107-035
				Result	Result	Result	Result	Result	Result	Result
Physical Tests										
Conductivity (1:2 leachate)	----	E100-L/WT	mS/cm	0.634 FR5	0.652 FR5	1.01 FR5	0.445	2.08	2.17 FR5	1.54 FR5
Moisture	----	E144/WT	%	32.7	32.7	34.5	6.69	29.5	28.8	37.3
pH (1:2 soil:CaCl2-aq)	----	E108A/WT	pH units	6.86	6.35	6.29	7.83	7.68	6.99	6.37
Cyanides										
Cyanide, weak acid dissociable	----	E336A/WT	mg/kg	<0.050	<0.050	<0.050	<0.050	<0.050	<0.050	<0.050
Fixed-Ratio Extractables										
Calcium, soluble ion content	7440-70-2	E484/WT	mg/L	3.01 DLIS, FR5	4.54 DLIS, FR5	18.5 DLIS, FR5	4.22	3.58 DLIS, FR5	3.32 DLIS, FR5	34.3 DLIS, FR5
Magnesium, soluble ion content	7439-95-4	E484/WT	mg/L	1.33 DLIS, FR5	2.85 DLIS, FR5	12.8 DLIS, FR5	2.01	2.47 DLIS, FR5	1.72 DLIS, FR5	25.9 DLIS, FR5
Sodium, soluble ion content	17341-25-2	E484/WT	mg/L	53.3 DLIS, FR5	50.6 DLIS, FR5	50.9 DLIS, FR5	72.6	217 DLIS, FR5	213 DLIS, FR5	71.8 DLIS, FR5
Sodium adsorption ratio [SAR]	----	E484/WT	-	6.43 DLIS, FR5	4.58 DLIS, FR5	2.23 DLIS, FR5	7.28	21.6 DLIS, FR5	23.6 DLIS, FR5	2.25 DLIS, FR5
Metals										
Antimony	7440-36-0	E440C/WT	mg/kg	<0.10	<0.10	<0.10	<0.10	<0.10	<0.10	<0.10
Arsenic	7440-38-2	E440C/WT	mg/kg	2.35	2.62	2.20	1.64	2.52	2.37	2.83
Barium	7440-39-3	E440C/WT	mg/kg	306	305	278	539	304	282	354
Beryllium	7440-41-7	E440C/WT	mg/kg	0.78	0.86	0.71	0.36	0.84	0.76	1.01
Boron	7440-42-8	E440C/WT	mg/kg	5.0	5.9	6.0	22.7	9.9	5.0	5.8
Boron, hot water soluble	7440-42-8	E487/WT	mg/kg	<0.20 DLIS, FR4	<0.20 DLIS, FR4	<0.20 DLIS, FR4	0.69	0.21 DLIS, FR4	<0.20 DLIS, FR4	<0.20 DLIS, FR4
Cadmium	7440-43-9	E440C/WT	mg/kg	0.105	0.101	0.087	<0.020	0.119	0.114	0.109
Chromium	7440-47-3	E440C/WT	mg/kg	120	140	102	13.9	103	110	158
Cobalt	7440-48-4	E440C/WT	mg/kg	25.0	24.4	20.6	7.41	19.9	24.1	25.1

Matrix: Soil/Solid

Client sample ID				BH25-11 SA3 ----	BH25-11 SA4 ----	BH25-11 SA5 ----	BH25-12 SA1 ----	BH25-12 SA2 ----	BH25-12 SA3 ----	BH25-12 SA4 ----
Client sampling date / time				10-Nov-2025 09:00	10-Nov-2025 09:00	10-Nov-2025 09:00	10-Nov-2025 09:00	10-Nov-2025 09:00	10-Nov-2025 09:00	10-Nov-2025 09:00
Sub-Matrix				Soil	Soil	Soil	Soil	Soil	Soil	Soil
Analyte	CAS Number	Method/Lab	Unit	WT2533107-029	WT2533107-030	WT2533107-031	WT2533107-032	WT2533107-033	WT2533107-034	WT2533107-035
				Result	Result	Result	Result	Result	Result	Result
Metals										
Copper	7440-50-8	E440C/WT	mg/kg	43.0	51.7	41.6	9.69	30.6	40.4	53.2
Lead	7439-92-1	E440C/WT	mg/kg	7.62	8.46	6.20	9.87	8.39	7.43	8.97
Mercury	7439-97-6	E510C/WT	mg/kg	0.0056	0.0078	0.0086	0.0216	0.0159	0.0066	0.0074
Molybdenum	7439-98-7	E440C/WT	mg/kg	0.27	0.26	0.31	0.78	0.40	0.30	0.29
Nickel	7440-02-0	E440C/WT	mg/kg	62.4	71.4	51.3	14.4	50.4	55.2	78.1
Selenium	7782-49-2	E440C/WT	mg/kg	<0.20	<0.20	<0.20	<0.20	<0.20	<0.20	<0.20
Silver	7440-22-4	E440C/WT	mg/kg	<0.10	<0.10	0.13	<0.10	<0.10	<0.10	<0.10
Thallium	7440-28-0	E440C/WT	mg/kg	0.325	0.361	0.289	0.235	0.284	0.268	0.413
Uranium	7440-61-1	E440C/WT	mg/kg	0.849	0.936	0.751	0.406	1.08	0.828	0.934
Vanadium	7440-62-2	E440C/WT	mg/kg	92.3	111	89.9	12.6	76.1	84.1	129
Zinc	7440-66-6	E440C/WT	mg/kg	99.5	117	90.9	11.0	88.9	90.3	127
Speciated Metals										
Chromium, hexavalent [Cr VI]	18540-29-9	E532/WT	mg/kg	0.57	0.68	0.68	<0.10	1.04	0.62	0.46
Volatile Organic Compounds										
Acetone	67-64-1	E611D/WT	mg/kg	<0.50	<0.50	<0.50	<0.50	<0.50	----	----
Benzene	71-43-2	E611D/WT	mg/kg	<0.0050	<0.0050	<0.0050	<0.0050	<0.0050	----	----
Benzene	71-43-2	E611A/WT	mg/kg	----	----	----	----	----	<0.0050	<0.0050
Bromodichloromethane	75-27-4	E611D/WT	mg/kg	<0.050	<0.050	<0.050	<0.050	<0.050	----	----
Bromoform	75-25-2	E611D/WT	mg/kg	<0.050	<0.050	<0.050	<0.050	<0.050	----	----
Bromomethane	74-83-9	E611D/WT	mg/kg	<0.050	<0.050	<0.050	<0.050	<0.050	----	----

Matrix: Soil/Solid

Analyte	CAS Number	Method/Lab	Unit	BH25-11 SA3 ----	BH25-11 SA4 ----	BH25-11 SA5 ----	BH25-12 SA1 ----	BH25-12 SA2 ----	BH25-12 SA3 ----	BH25-12 SA4 ----
Client sample ID				BH25-11 SA3 ----	BH25-11 SA4 ----	BH25-11 SA5 ----	BH25-12 SA1 ----	BH25-12 SA2 ----	BH25-12 SA3 ----	BH25-12 SA4 ----
Client sampling date / time				10-Nov-2025 09:00	10-Nov-2025 09:00	10-Nov-2025 09:00	10-Nov-2025 09:00	10-Nov-2025 09:00	10-Nov-2025 09:00	10-Nov-2025 09:00
Sub-Matrix				Soil	Soil	Soil	Soil	Soil	Soil	Soil
				WT2533107-029	WT2533107-030	WT2533107-031	WT2533107-032	WT2533107-033	WT2533107-034	WT2533107-035
				Result	Result	Result	Result	Result	Result	Result
Volatile Organic Compounds										
Carbon tetrachloride	56-23-5	E611D/WT	mg/kg	<0.050	<0.050	<0.050	<0.050	<0.050	----	----
Chlorobenzene	108-90-7	E611D/WT	mg/kg	<0.050	<0.050	<0.050	<0.050	<0.050	----	----
Chloroform	67-66-3	E611D/WT	mg/kg	<0.050	<0.050	<0.050	<0.050	<0.050	----	----
Dibromochloromethane	124-48-1	E611D/WT	mg/kg	<0.050	<0.050	<0.050	<0.050	<0.050	----	----
Dibromoethane, 1,2-	106-93-4	E611D/WT	mg/kg	<0.050	<0.050	<0.050	<0.050	<0.050	----	----
Dichlorobenzene, 1,2-	95-50-1	E611D/WT	mg/kg	<0.050	<0.050	<0.050	<0.050	<0.050	----	----
Dichlorobenzene, 1,3-	541-73-1	E611D/WT	mg/kg	<0.050	<0.050	<0.050	<0.050	<0.050	----	----
Dichlorobenzene, 1,4-	106-46-7	E611D/WT	mg/kg	<0.050	<0.050	<0.050	<0.050	<0.050	----	----
Dichlorodifluoromethane	75-71-8	E611D/WT	mg/kg	<0.050	<0.050	<0.050	<0.050	<0.050	----	----
Dichloroethane, 1,1-	75-34-3	E611D/WT	mg/kg	<0.050	<0.050	<0.050	<0.050	<0.050	----	----
Dichloroethane, 1,2-	107-06-2	E611D/WT	mg/kg	<0.050	<0.050	<0.050	<0.050	<0.050	----	----
Dichloroethylene, 1,1-	75-35-4	E611D/WT	mg/kg	<0.050	<0.050	<0.050	<0.050	<0.050	----	----
Dichloroethylene, cis-1,2-	156-59-2	E611D/WT	mg/kg	<0.050	<0.050	<0.050	<0.050	<0.050	----	----
Dichloroethylene, trans-1,2-	156-60-5	E611D/WT	mg/kg	<0.050	<0.050	<0.050	<0.050	<0.050	----	----
Dichloromethane	75-09-2	E611D/WT	mg/kg	<0.045	<0.045	<0.045	<0.045	<0.045	----	----
Dichloropropane, 1,2-	78-87-5	E611D/WT	mg/kg	<0.050	<0.050	<0.050	<0.050	<0.050	----	----
Dichloropropylene, cis-1,3-	10061-01-5	E611D/WT	mg/kg	<0.030	<0.030	<0.030	<0.030	<0.030	----	----
Dichloropropylene, cis+trans-1,3-	542-75-6	E611D/WT	mg/kg	<0.050	<0.050	<0.050	<0.050	<0.050	----	----
Dichloropropylene, trans-1,3-	10061-02-6	E611D/WT	mg/kg	<0.030	<0.030	<0.030	<0.030	<0.030	----	----
Ethylbenzene	100-41-4	E611D/WT	mg/kg	<0.015	<0.015	<0.015	<0.015	<0.015	----	----

Matrix: Soil/Solid

			Client sample ID	BH25-11 SA3 ----	BH25-11 SA4 ----	BH25-11 SA5 ----	BH25-12 SA1 ----	BH25-12 SA2 ----	BH25-12 SA3 ----	BH25-12 SA4 ----
			Client sampling date / time	10-Nov-2025 09:00	10-Nov-2025 09:00	10-Nov-2025 09:00	10-Nov-2025 09:00	10-Nov-2025 09:00	10-Nov-2025 09:00	10-Nov-2025 09:00
			Sub-Matrix	Soil	Soil	Soil	Soil	Soil	Soil	Soil
Analyte	CAS Number	Method/Lab	Unit	WT2533107-029	WT2533107-030	WT2533107-031	WT2533107-032	WT2533107-033	WT2533107-034	WT2533107-035
				Result	Result	Result	Result	Result	Result	Result
Volatile Organic Compounds										
Ethylbenzene	100-41-4	E611A/WT	mg/kg	----	----	----	----	----	<0.015	<0.015
Hexane, n-	110-54-3	E611D/WT	mg/kg	<0.050	<0.050	<0.050	<0.050	<0.050	----	----
Methyl ethyl ketone [MEK]	78-93-3	E611D/WT	mg/kg	<0.50	<0.50	<0.50	<0.50	<0.50	----	----
Methyl isobutyl ketone [MIBK]	108-10-1	E611D/WT	mg/kg	<0.50	<0.50	<0.50	<0.50	<0.50	----	----
Methyl-tert-butyl ether [MTBE]	1634-04-4	E611D/WT	mg/kg	<0.040	<0.040	<0.040	<0.040	<0.040	----	----
Styrene	100-42-5	E611D/WT	mg/kg	<0.050	<0.050	<0.050	<0.050	<0.050	----	----
Tetrachloroethane, 1,1,1,2-	630-20-6	E611D/WT	mg/kg	<0.050	<0.050	<0.050	<0.050	<0.050	----	----
Tetrachloroethane, 1,1,2,2-	79-34-5	E611D/WT	mg/kg	<0.050	<0.050	<0.050	<0.050	<0.050	----	----
Tetrachloroethylene	127-18-4	E611D/WT	mg/kg	<0.050	<0.050	<0.050	<0.050	<0.050	----	----
Toluene	108-88-3	E611D/WT	mg/kg	<0.050	<0.050	<0.050	<0.050	<0.050	----	----
Toluene	108-88-3	E611A/WT	mg/kg	----	----	----	----	----	<0.050	<0.050
Trichloroethane, 1,1,1-	71-55-6	E611D/WT	mg/kg	<0.050	<0.050	<0.050	<0.050	<0.050	----	----
Trichloroethane, 1,1,2-	79-00-5	E611D/WT	mg/kg	<0.050	<0.050	<0.050	<0.050	<0.050	----	----
Trichloroethylene	79-01-6	E611D/WT	mg/kg	<0.010	<0.010	<0.010	<0.010	<0.010	----	----
Trichlorofluoromethane	75-69-4	E611D/WT	mg/kg	<0.050	<0.050	<0.050	<0.050	<0.050	----	----
Vinyl chloride	75-01-4	E611D/WT	mg/kg	<0.020	<0.020	<0.020	<0.020	<0.020	----	----
Xylene, m+p-	179601-23-1	E611D/WT	mg/kg	<0.030	<0.030	<0.030	<0.030	<0.030	----	----
Xylene, m+p-	179601-23-1	E611A/WT	mg/kg	----	----	----	----	----	<0.030	<0.030
Xylene, o-	95-47-6	E611D/WT	mg/kg	<0.030	<0.030	<0.030	<0.030	<0.030	----	----
Xylene, o-	95-47-6	E611A/WT	mg/kg	----	----	----	----	----	<0.030	<0.030

Matrix: Soil/Solid			Client sample ID	BH25-11 SA3 ----	BH25-11 SA4 ----	BH25-11 SA5 ----	BH25-12 SA1 ----	BH25-12 SA2 ----	BH25-12 SA3 ----	BH25-12 SA4 ----
			Client sampling date / time	10-Nov-2025 09:00	10-Nov-2025 09:00	10-Nov-2025 09:00	10-Nov-2025 09:00	10-Nov-2025 09:00	10-Nov-2025 09:00	10-Nov-2025 09:00
			Sub-Matrix	Soil	Soil	Soil	Soil	Soil	Soil	Soil
Analyte	CAS Number	Method/Lab	Unit	WT2533107-029	WT2533107-030	WT2533107-031	WT2533107-032	WT2533107-033	WT2533107-034	WT2533107-035
				Result	Result	Result	Result	Result	Result	Result
Volatile Organic Compounds										
Xylenes, total	1330-20-7	E611D/WT	mg/kg	<0.050	<0.050	<0.050	<0.050	<0.050	----	----
Xylenes, total	1330-20-7	E611A/WT	mg/kg	----	----	----	----	----	<0.050	<0.050
BTEX, total	----	E611D/WT	mg/kg	<0.10	<0.10	<0.10	<0.10	<0.10	----	----
BTEX, total	----	E611A/WT	mg/kg	----	----	----	----	----	<0.10	<0.10
Hydrocarbons										
F1 (C6-C10)	----	E581.F1/WT	mg/kg	<5.0	<5.2	<5.0	<5.0	<5.0	<5.0	<5.9 DLHM
F2 (C10-C16)	----	E601.SG-L/WT	mg/kg	<10	<10	<10	<10	<10	<10	<10
F2-Naphthalene	----	EC600/WT	mg/kg	<25	<25	<25	<25	<25	----	----
F3 (C16-C34)	----	E601.SG-L/WT	mg/kg	<50	<50	<50	<50	<50	<50	<50
F3-PAH	n/a	EC600/WT	mg/kg	<50	<50	<50	<50	<50	----	----
F4 (C34-C50)	----	E601.SG-L/WT	mg/kg	<50	<50	<50	<50	<50	<50	<50
F1-BTEX	----	EC580/WT	mg/kg	<5.0	<5.2	<5.0	<5.0	<5.0	<5.0	<5.9
Hydrocarbons, total (C6-C50)	n/a	EC581/WT	mg/kg	<80	<80	<80	<80	<80	<80	<80
Chromatogram to baseline at nC50	n/a	E601.SG-L/WT	-	YES	YES	YES	YES	YES	YES	YES
Hydrocarbons Surrogates										
Bromobenzotrifluoride, 2- (F2-F4 surrogate)	392-83-6	E601.SG-L/WT	%	84.0	88.2	89.3	88.3	89.3	88.3	83.4
Dichlorotoluene, 3,4-	95-75-0	E581.F1/WT	%	82.9	91.4	92.9	88.9	92.2	75.1	72.1
Volatile Organic Compounds Surrogates										
Bromofluorobenzene, 4-	460-00-4	E611D/WT	%	93.8	93.4	90.4	78.0	95.9	----	----
Bromofluorobenzene, 4-	460-00-4	E611A/WT	%	----	----	----	----	----	95.9	93.2

Matrix: Soil/Solid			Client sample ID	BH25-11 SA3 ----	BH25-11 SA4 ----	BH25-11 SA5 ----	BH25-12 SA1 ----	BH25-12 SA2 ----	BH25-12 SA3 ----	BH25-12 SA4 ----
			Client sampling date / time	10-Nov-2025 09:00	10-Nov-2025 09:00	10-Nov-2025 09:00	10-Nov-2025 09:00	10-Nov-2025 09:00	10-Nov-2025 09:00	10-Nov-2025 09:00
			Sub-Matrix	Soil	Soil	Soil	Soil	Soil	Soil	Soil
Analyte	CAS Number	Method/Lab	Unit	WT2533107-029	WT2533107-030	WT2533107-031	WT2533107-032	WT2533107-033	WT2533107-034	WT2533107-035
				Result	Result	Result	Result	Result	Result	Result
Volatile Organic Compounds Surrogates										
Difluorobenzene, 1,4-	540-36-3	E611D/WT	%	93.4	84.9	81.6	81.9	87.4	----	----
Difluorobenzene, 1,4-	540-36-3	E611A/WT	%	----	----	----	----	----	102	100
Polycyclic Aromatic Hydrocarbons										
Acenaphthene	83-32-9	E641A/WT	mg/kg	<0.050	<0.050	<0.050	<0.050	<0.050	----	----
Acenaphthylene	208-96-8	E641A/WT	mg/kg	<0.050	<0.050	<0.050	<0.050	<0.050	----	----
Anthracene	120-12-7	E641A/WT	mg/kg	<0.050	<0.050	<0.050	<0.050	<0.050	----	----
Benz(a)anthracene	56-55-3	E641A/WT	mg/kg	<0.050	<0.050	<0.050	<0.050	<0.050	----	----
Benzo(a)pyrene	50-32-8	E641A/WT	mg/kg	<0.050	<0.050	<0.050	<0.050	<0.050	----	----
Benzo(b+j)fluoranthene	n/a	E641A/WT	mg/kg	<0.050	<0.050	<0.050	<0.050	<0.050	----	----
Benzo(g,h,i)perylene	191-24-2	E641A/WT	mg/kg	<0.050	<0.050	<0.050	<0.050	<0.050	----	----
Benzo(k)fluoranthene	207-08-9	E641A/WT	mg/kg	<0.050	<0.050	<0.050	<0.050	<0.050	----	----
Chrysene	218-01-9	E641A/WT	mg/kg	<0.050	<0.050	<0.050	<0.050	<0.050	----	----
Dibenz(a,h)anthracene	53-70-3	E641A/WT	mg/kg	<0.050	<0.050	<0.050	<0.050	<0.050	----	----
Fluoranthene	206-44-0	E641A/WT	mg/kg	<0.050	<0.050	<0.050	<0.050	<0.050	----	----
Fluorene	86-73-7	E641A/WT	mg/kg	<0.050	<0.050	<0.050	<0.050	<0.050	----	----
Indeno(1,2,3-c,d)pyrene	193-39-5	E641A/WT	mg/kg	<0.050	<0.050	<0.050	<0.050	<0.050	----	----
Methylnaphthalene, 1-	90-12-0	E641A/WT	mg/kg	<0.030	<0.030	<0.030	<0.030	<0.030	----	----
Methylnaphthalene, 1+2-	----	E641A/WT	mg/kg	<0.050	<0.050	<0.050	<0.050	<0.050	----	----
Methylnaphthalene, 2-	91-57-6	E641A/WT	mg/kg	<0.030	<0.030	<0.030	<0.030	<0.030	----	----
Naphthalene	91-20-3	E641A/WT	mg/kg	<0.010	<0.010	<0.010	<0.010	<0.010	----	----

Matrix: Soil/Solid			Client sample ID	BH25-11 SA3 ----	BH25-11 SA4 ----	BH25-11 SA5 ----	BH25-12 SA1 ----	BH25-12 SA2 ----	BH25-12 SA3 ----	BH25-12 SA4 ----
			Client sampling date / time	10-Nov-2025 09:00	10-Nov-2025 09:00	10-Nov-2025 09:00	10-Nov-2025 09:00	10-Nov-2025 09:00	10-Nov-2025 09:00	10-Nov-2025 09:00
			Sub-Matrix	Soil	Soil	Soil	Soil	Soil	Soil	Soil
Analyte	CAS Number	Method/Lab	Unit	WT2533107-029	WT2533107-030	WT2533107-031	WT2533107-032	WT2533107-033	WT2533107-034	WT2533107-035
				Result	Result	Result	Result	Result	Result	Result
Polycyclic Aromatic Hydrocarbons										
Phenanthrene	85-01-8	E641A/WT	mg/kg	<0.050	<0.050	<0.050	<0.050	<0.050	----	----
Pyrene	129-00-0	E641A/WT	mg/kg	<0.050	<0.050	<0.050	<0.050	<0.050	----	----
Polycyclic Aromatic Hydrocarbons Surrogates										
Acridine-d9	34749-75-2	E641A/WT	%	90.4	87.8	90.5	87.9	86.0	----	----
Chrysene-d12	1719-03-5	E641A/WT	%	95.6	94.9	95.9	93.1	93.7	----	----
Naphthalene-d8	1146-65-2	E641A/WT	%	99.9	98.8	100	99.1	98.4	----	----
Phenanthrene-d10	1517-22-2	E641A/WT	%	97.1	95.5	97.4	95.6	95.5	----	----

Please refer to the General Comments section for an explanation of any result qualifiers detected.

Matrix: Soil/Solid			Client sample ID	BH25-12 SA5 ----	BH25-13 SA1 ----	BH25-13 SA2 ----	BH25-13 SA3 ----	BH25-13 SA4 ----	BH25-13 SA5 ----	TCLP ----
			Client sampling date / time	10-Nov-2025 09:00	10-Nov-2025 10:00	10-Nov-2025 10:00	10-Nov-2025 10:00	10-Nov-2025 10:00	10-Nov-2025 10:00	10-Nov-2025 10:00
			Sub-Matrix	Soil	Soil	Soil	Soil	Soil	Soil	Soil
Analyte	CAS Number	Method/Lab	Unit	WT2533107-036	WT2533107-037	WT2533107-038	WT2533107-039	WT2533107-040	WT2533107-041	WT2533107-042
				Result	Result	Result	Result	Result	Result	Result
Physical Tests										
Conductivity (1:2 leachate)	----	E100-L/WT	mS/cm	0.767	1.31	1.50	1.13 FR5	1.66 FR5	2.19 FR5	----
Ignitability	----	E209/WT	-	----	----	----	----	----	----	Negative
Moisture	----	E144/WT	%	31.3	6.10	23.7	31.8	35.2	39.3	----
pH (1:2 soil:CaCl2-aq)	----	E108A/WT	pH units	6.82	7.83	6.79	6.33	6.49	7.02	----
Sample comment	----	E209/WT	-	----	----	----	----	----	----	BROWN SILTY CLAY

Matrix: Soil/Solid

Analyte	CAS Number	Method/Lab	Unit	BH25-12 SA5 ----	BH25-13 SA1 ----	BH25-13 SA2 ----	BH25-13 SA3 ----	BH25-13 SA4 ----	BH25-13 SA5 ----	TCLP ----
Client sampling date / time				10-Nov-2025 09:00	10-Nov-2025 10:00	10-Nov-2025 10:00	10-Nov-2025 10:00	10-Nov-2025 10:00	10-Nov-2025 10:00	10-Nov-2025 10:00
Sub-Matrix				Soil	Soil	Soil	Soil	Soil	Soil	Soil
				WT2533107-036	WT2533107-037	WT2533107-038	WT2533107-039	WT2533107-040	WT2533107-041	WT2533107-042
				Result	Result	Result	Result	Result	Result	Result
Physical Tests										
Time to ignition	----	E209/WT	sec	----	----	----	----	----	----	Not Determined
Burning rate	----	E209/WT	mm/sec	----	----	----	----	----	----	Not Determined
Temperature of test material	----	E209/WT	°C	----	----	----	----	----	----	20.7
Air velocity, fume hood	----	E209/WT	m/sec	----	----	----	----	----	----	0
Cyanides										
Cyanide, weak acid dissociable	----	E336A/WT	mg/kg	<0.050	<0.050	<0.050	<0.050	<0.050	<0.050	----
Fixed-Ratio Extractables										
Calcium, soluble ion content	7440-70-2	E484/WT	mg/L	32.5	187	132	44.8 DLIS, FR5	65.3 DLIS, FR5	89.1 DLIS, FR5	----
Magnesium, soluble ion content	7439-95-4	E484/WT	mg/L	23.3	31.1	62.7	34.3 DLIS, FR5	48.4 DLIS, FR5	71.4 DLIS, FR5	----
Sodium, soluble ion content	17341-25-2	E484/WT	mg/L	77.3	70.6	124	14.6 DLIS, FR5	16.3 DLIS, FR5	21.1 DLIS, FR5	----
Sodium adsorption ratio [SAR]	----	E484/WT	-	2.53	1.26	2.23	0.40 DLIS, FR5	0.37 DLIS, FR5	0.40 DLIS, FR5	----
Metals										
Antimony	7440-36-0	E440C/WT	mg/kg	<0.10	<0.10	<0.10	<0.10	<0.10	<0.10	----
Arsenic	7440-38-2	E440C/WT	mg/kg	2.01	2.18	2.26	2.58	2.56	2.88	----
Barium	7440-39-3	E440C/WT	mg/kg	142	227	220	265	293	320	----
Beryllium	7440-41-7	E440C/WT	mg/kg	0.53	0.34	0.70	0.84	0.86	0.93	----
Boron	7440-42-8	E440C/WT	mg/kg	5.2	23.5	6.0	5.4	6.6	6.6	----
Boron, hot water soluble	7440-42-8	E487/WT	mg/kg	<0.10	1.02	0.25	<0.20 DLIS, FR4	<0.20 DLIS, FR4	<0.20 DLIS, FR4	----
Cadmium	7440-43-9	E440C/WT	mg/kg	0.054	0.020	0.154	0.092	0.127	0.131	----
Chromium	7440-47-3	E440C/WT	mg/kg	56.7	14.9	65.6	120	140	127	----

Matrix: Soil/Solid

Client sample ID				BH25-12 SA5 ----	BH25-13 SA1 ----	BH25-13 SA2 ----	BH25-13 SA3 ----	BH25-13 SA4 ----	BH25-13 SA5 ----	TCLP ----
Client sampling date / time				10-Nov-2025 09:00	10-Nov-2025 10:00	10-Nov-2025 10:00	10-Nov-2025 10:00	10-Nov-2025 10:00	10-Nov-2025 10:00	10-Nov-2025 10:00
Sub-Matrix				Soil	Soil	Soil	Soil	Soil	Soil	Soil
Analyte	CAS Number	Method/Lab	Unit	WT2533107-036	WT2533107-037	WT2533107-038	WT2533107-039	WT2533107-040	WT2533107-041	WT2533107-042
				Result	Result	Result	Result	Result	Result	Result
Metals										
Cobalt	7440-48-4	E440C/WT	mg/kg	11.9	7.76	14.3	22.3	31.7	33.1	----
Copper	7440-50-8	E440C/WT	mg/kg	25.5	11.0	24.0	44.2	50.5	45.8	----
Lead	7439-92-1	E440C/WT	mg/kg	5.01	11.9	5.79	7.67	8.83	8.29	----
Mercury	7439-97-6	E510C/WT	mg/kg	<0.0050	0.0284	0.0099	0.0075	0.0065	0.0060	----
Molybdenum	7439-98-7	E440C/WT	mg/kg	0.24	1.03	0.32	0.28	0.39	0.30	----
Nickel	7440-02-0	E440C/WT	mg/kg	29.9	15.4	33.8	60.4	73.7	65.0	----
Selenium	7782-49-2	E440C/WT	mg/kg	<0.20	<0.20	<0.20	<0.20	<0.20	<0.20	----
Silver	7440-22-4	E440C/WT	mg/kg	<0.10	<0.10	<0.10	<0.10	<0.10	0.11	----
Thallium	7440-28-0	E440C/WT	mg/kg	0.163	0.204	0.187	0.309	0.331	0.360	----
Uranium	7440-61-1	E440C/WT	mg/kg	0.749	0.464	0.977	0.888	0.938	0.808	----
Vanadium	7440-62-2	E440C/WT	mg/kg	67.9	13.9	65.6	92.8	102	115	----
Zinc	7440-66-6	E440C/WT	mg/kg	55.1	12.0	67.5	95.6	108	113	----
Speciated Metals										
Chromium, hexavalent [Cr VI]	18540-29-9	E532/WT	mg/kg	0.37	<0.10	1.01	0.59	0.64	0.73	----
TCLP Anions & Nutrients										
Nitrate + Nitrite (as N), TCLP	----	EC240.N+N/WT	mg/L	----	----	----	----	----	----	<7.50
TCLP Extractables										
Aroclor 1016, TCLP	12674-11-2	E688A/WT	mg/L	----	----	----	----	----	----	<0.00020
Aroclor 1221, TCLP	11104-28-2	E688A/WT	mg/L	----	----	----	----	----	----	<0.00020
Aroclor 1232, TCLP	11141-16-5	E688A/WT	mg/L	----	----	----	----	----	----	<0.00020

Matrix: Soil/Solid

			Client sample ID	BH25-12 SA5 ----	BH25-13 SA1 ----	BH25-13 SA2 ----	BH25-13 SA3 ----	BH25-13 SA4 ----	BH25-13 SA5 ----	TCLP ----
			Client sampling date / time	10-Nov-2025 09:00	10-Nov-2025 10:00	10-Nov-2025 10:00	10-Nov-2025 10:00	10-Nov-2025 10:00	10-Nov-2025 10:00	10-Nov-2025 10:00
			Sub-Matrix	Soil	Soil	Soil	Soil	Soil	Soil	Soil
Analyte	CAS Number	Method/Lab	Unit	WT2533107-036	WT2533107-037	WT2533107-038	WT2533107-039	WT2533107-040	WT2533107-041	WT2533107-042
				Result	Result	Result	Result	Result	Result	Result
TCLP Extractables										
Aroclor 1242, TCLP	53469-21-9	E688A/WT	mg/L	----	----	----	----	----	----	<0.00020
Aroclor 1248, TCLP	12672-29-6	E688A/WT	mg/L	----	----	----	----	----	----	<0.00020
Aroclor 1254, TCLP	11097-69-1	E688A/WT	mg/L	----	----	----	----	----	----	<0.00020
Aroclor 1260, TCLP	11096-82-5	E688A/WT	mg/L	----	----	----	----	----	----	<0.00020
Aroclor 1262, TCLP	37324-23-5	E688A/WT	mg/L	----	----	----	----	----	----	<0.00020
Aroclor 1268, TCLP	11100-14-4	E688A/WT	mg/L	----	----	----	----	----	----	<0.00020
Benzo(a)pyrene, TCLP	50-32-8	E644/WT	mg/L	----	----	----	----	----	----	<0.00020
Cyanide, weak acid dissociable, TCLP	----	E337A/WT	mg/L	----	----	----	----	----	----	<0.10
Fluoride, TCLP	16984-48-8	E240.F/WT	mg/L	----	----	----	----	----	----	<10
Nitrate (as N), TCLP	14797-55-8	E240.NO3/WT	mg/L	----	----	----	----	----	----	<5.0
Nitrite (as N), TCLP	14797-65-0	E240.NO2/WT	mg/L	----	----	----	----	----	----	<5.0
Decachlorobiphenyl, TCLP	2051-24-3	E688A/WT	%	----	----	----	----	----	----	89.3
Tetrachloro-m-xylene, TCLP	877-09-8	E688A/WT	%	----	----	----	----	----	----	110
TCLP Extractables Surrogates										
Chrysene-d12, TCLP	1719-03-5	E644/WT	%	----	----	----	----	----	----	99.6
Naphthalene-d8, TCLP	1146-65-2	E644/WT	%	----	----	----	----	----	----	110
Phenanthrene-d10, TCLP	1517-22-2	E644/WT	%	----	----	----	----	----	----	103
TCLP Metals										
Arsenic, TCLP	7440-38-2	E444/WT	mg/L	----	----	----	----	----	----	<1.0
Barium, TCLP	7440-39-3	E444/WT	mg/L	----	----	----	----	----	----	<2.5

Matrix: Soil/Solid

Client sample ID				BH25-12 SA5 ----	BH25-13 SA1 ----	BH25-13 SA2 ----	BH25-13 SA3 ----	BH25-13 SA4 ----	BH25-13 SA5 ----	TCLP ----
Client sampling date / time				10-Nov-2025 09:00	10-Nov-2025 10:00	10-Nov-2025 10:00	10-Nov-2025 10:00	10-Nov-2025 10:00	10-Nov-2025 10:00	10-Nov-2025 10:00
Sub-Matrix				Soil	Soil	Soil	Soil	Soil	Soil	Soil
Analyte	CAS Number	Method/Lab	Unit	WT2533107-036	WT2533107-037	WT2533107-038	WT2533107-039	WT2533107-040	WT2533107-041	WT2533107-042
				Result	Result	Result	Result	Result	Result	Result
TCLP Metals										
Boron, TCLP	7440-42-8	E444/WT	mg/L	----	----	----	----	----	----	<0.50
Cadmium, TCLP	7440-43-9	E444/WT	mg/L	----	----	----	----	----	----	<0.050
Chromium, TCLP	7440-47-3	E444/WT	mg/L	----	----	----	----	----	----	<0.25
Lead, TCLP	7439-92-1	E444/WT	mg/L	----	----	----	----	----	----	<0.25
Mercury, TCLP	7439-97-6	E512/WT	mg/L	----	----	----	----	----	----	<0.0010
pH, TCLP 1st preliminary	----	EPP444/WT	pH units	----	----	----	----	----	----	9.16
pH, TCLP 2nd preliminary	----	EPP444/WT	pH units	----	----	----	----	----	----	5.07
pH, TCLP extraction fluid initial	----	EPP444/WT	pH units	----	----	----	----	----	----	2.90
pH, TCLP final	----	EPP444/WT	pH units	----	----	----	----	----	----	4.90
Selenium, TCLP	7782-49-2	E444/WT	mg/L	----	----	----	----	----	----	<0.10
Silver, TCLP	7440-22-4	E444/WT	mg/L	----	----	----	----	----	----	<0.050
Uranium, TCLP	7440-61-1	E444/WT	mg/L	----	----	----	----	----	----	<0.20
TCLP VOCs										
Benzene, TCLP	71-43-2	E615B/WT	mg/L	----	----	----	----	----	----	<0.0050
Carbon tetrachloride, TCLP	56-23-5	E615B/WT	mg/L	----	----	----	----	----	----	<0.025
Chlorobenzene, TCLP	108-90-7	E615B/WT	mg/L	----	----	----	----	----	----	<0.025
Chloroform, TCLP	67-66-3	E615B/WT	mg/L	----	----	----	----	----	----	<0.10
Dichlorobenzene, 1,2-, TCLP	95-50-1	E615B/WT	mg/L	----	----	----	----	----	----	<0.025
Dichlorobenzene, 1,4-, TCLP	106-46-7	E615B/WT	mg/L	----	----	----	----	----	----	<0.025
Dichloroethane, 1,2-, TCLP	107-06-2	E615B/WT	mg/L	----	----	----	----	----	----	<0.025

Matrix: Soil/Solid

			Client sample ID	BH25-12 SA5 ----	BH25-13 SA1 ----	BH25-13 SA2 ----	BH25-13 SA3 ----	BH25-13 SA4 ----	BH25-13 SA5 ----	TCLP ----
			Client sampling date / time	10-Nov-2025 09:00	10-Nov-2025 10:00	10-Nov-2025 10:00	10-Nov-2025 10:00	10-Nov-2025 10:00	10-Nov-2025 10:00	10-Nov-2025 10:00
			Sub-Matrix	Soil	Soil	Soil	Soil	Soil	Soil	Soil
Analyte	CAS Number	Method/Lab	Unit	WT2533107-036	WT2533107-037	WT2533107-038	WT2533107-039	WT2533107-040	WT2533107-041	WT2533107-042
				Result	Result	Result	Result	Result	Result	Result
TCLP VOCs										
Dichloroethylene, 1,1-, TCLP	75-35-4	E615B/WT	mg/L	----	----	----	----	----	----	<0.025
Dichloromethane, TCLP	75-09-2	E615B/WT	mg/L	----	----	----	----	----	----	<0.10
Methyl ethyl ketone [MEK], TCLP	78-93-3	E615B/WT	mg/L	----	----	----	----	----	----	<0.10
Tetrachloroethylene, TCLP	127-18-4	E615B/WT	mg/L	----	----	----	----	----	----	<0.025
Trichloroethylene, TCLP	79-01-6	E615B/WT	mg/L	----	----	----	----	----	----	<0.025
Vinyl chloride, TCLP	75-01-4	E615B/WT	mg/L	----	----	----	----	----	----	<0.050
TCLP VOCs Surrogates										
Bromofluorobenzene, 4-, TCLP	460-00-4	E615B/WT	%	----	----	----	----	----	----	97.0
Difluorobenzene, 1,4-, TCLP	540-36-3	E615B/WT	%	----	----	----	----	----	----	97.8
Volatile Organic Compounds										
Acetone	67-64-1	E611D/WT	mg/kg	----	<0.50	<0.50	----	----	----	----
Benzene	71-43-2	E611D/WT	mg/kg	----	<0.0050	<0.0050	----	----	----	----
Benzene	71-43-2	E611A/WT	mg/kg	<0.0050	----	----	<0.0050	<0.0050	<0.0050	----
Bromodichloromethane	75-27-4	E611D/WT	mg/kg	----	<0.050	<0.050	----	----	----	----
Bromoform	75-25-2	E611D/WT	mg/kg	----	<0.050	<0.050	----	----	----	----
Bromomethane	74-83-9	E611D/WT	mg/kg	----	<0.050	<0.050	----	----	----	----
Carbon tetrachloride	56-23-5	E611D/WT	mg/kg	----	<0.050	<0.050	----	----	----	----
Chlorobenzene	108-90-7	E611D/WT	mg/kg	----	<0.050	<0.050	----	----	----	----
Chloroform	67-66-3	E611D/WT	mg/kg	----	<0.050	<0.050	----	----	----	----
Dibromochloromethane	124-48-1	E611D/WT	mg/kg	----	<0.050	<0.050	----	----	----	----

Matrix: Soil/Solid

			Client sample ID	BH25-12 SA5 ----	BH25-13 SA1 ----	BH25-13 SA2 ----	BH25-13 SA3 ----	BH25-13 SA4 ----	BH25-13 SA5 ----	TCLP ----
			Client sampling date / time	10-Nov-2025 09:00	10-Nov-2025 10:00	10-Nov-2025 10:00	10-Nov-2025 10:00	10-Nov-2025 10:00	10-Nov-2025 10:00	10-Nov-2025 10:00
			Sub-Matrix	Soil	Soil	Soil	Soil	Soil	Soil	Soil
Analyte	CAS Number	Method/Lab	Unit	WT2533107-036	WT2533107-037	WT2533107-038	WT2533107-039	WT2533107-040	WT2533107-041	WT2533107-042
				Result	Result	Result	Result	Result	Result	Result
Volatile Organic Compounds										
Dibromoethane, 1,2-	106-93-4	E611D/WT	mg/kg	----	<0.050	<0.050	----	----	----	----
Dichlorobenzene, 1,2-	95-50-1	E611D/WT	mg/kg	----	<0.050	<0.050	----	----	----	----
Dichlorobenzene, 1,3-	541-73-1	E611D/WT	mg/kg	----	<0.050	<0.050	----	----	----	----
Dichlorobenzene, 1,4-	106-46-7	E611D/WT	mg/kg	----	<0.050	<0.050	----	----	----	----
Dichlorodifluoromethane	75-71-8	E611D/WT	mg/kg	----	<0.050	<0.050	----	----	----	----
Dichloroethane, 1,1-	75-34-3	E611D/WT	mg/kg	----	<0.050	<0.050	----	----	----	----
Dichloroethane, 1,2-	107-06-2	E611D/WT	mg/kg	----	<0.050	<0.050	----	----	----	----
Dichloroethylene, 1,1-	75-35-4	E611D/WT	mg/kg	----	<0.050	<0.050	----	----	----	----
Dichloroethylene, cis-1,2-	156-59-2	E611D/WT	mg/kg	----	<0.050	<0.050	----	----	----	----
Dichloroethylene, trans-1,2-	156-60-5	E611D/WT	mg/kg	----	<0.050	<0.050	----	----	----	----
Dichloromethane	75-09-2	E611D/WT	mg/kg	----	<0.045	<0.045	----	----	----	----
Dichloropropane, 1,2-	78-87-5	E611D/WT	mg/kg	----	<0.050	<0.050	----	----	----	----
Dichloropropylene, cis-1,3-	10061-01-5	E611D/WT	mg/kg	----	<0.030	<0.030	----	----	----	----
Dichloropropylene, cis+trans-1,3-	542-75-6	E611D/WT	mg/kg	----	<0.050	<0.050	----	----	----	----
Dichloropropylene, trans-1,3-	10061-02-6	E611D/WT	mg/kg	----	<0.030	<0.030	----	----	----	----
Ethylbenzene	100-41-4	E611D/WT	mg/kg	----	<0.015	<0.015	----	----	----	----
Ethylbenzene	100-41-4	E611A/WT	mg/kg	<0.015	----	----	<0.015	<0.015	<0.015	----
Hexane, n-	110-54-3	E611D/WT	mg/kg	----	0.102	<0.050	----	----	----	----
Methyl ethyl ketone [MEK]	78-93-3	E611D/WT	mg/kg	----	<0.50	<0.50	----	----	----	----
Methyl isobutyl ketone [MIBK]	108-10-1	E611D/WT	mg/kg	----	<0.50	<0.50	----	----	----	----

Matrix: Soil/Solid

Analyte	CAS Number	Method/Lab	Unit	BH25-12 SA5 ----	BH25-13 SA1 ----	BH25-13 SA2 ----	BH25-13 SA3 ----	BH25-13 SA4 ----	BH25-13 SA5 ----	TCLP ----
			Client sample ID	BH25-12 SA5	BH25-13 SA1	BH25-13 SA2	BH25-13 SA3	BH25-13 SA4	BH25-13 SA5	TCLP
			Client sampling date / time	10-Nov-2025 09:00	10-Nov-2025 10:00	10-Nov-2025 10:00	10-Nov-2025 10:00	10-Nov-2025 10:00	10-Nov-2025 10:00	10-Nov-2025 10:00
			Sub-Matrix	Soil	Soil	Soil	Soil	Soil	Soil	Soil
				WT2533107-036	WT2533107-037	WT2533107-038	WT2533107-039	WT2533107-040	WT2533107-041	WT2533107-042
				Result	Result	Result	Result	Result	Result	Result
Volatile Organic Compounds										
Methyl-tert-butyl ether [MTBE]	1634-04-4	E611D/WT	mg/kg	----	<0.040	<0.040	----	----	----	----
Styrene	100-42-5	E611D/WT	mg/kg	----	<0.050	<0.050	----	----	----	----
Tetrachloroethane, 1,1,1,2-	630-20-6	E611D/WT	mg/kg	----	<0.050	<0.050	----	----	----	----
Tetrachloroethane, 1,1,2,2-	79-34-5	E611D/WT	mg/kg	----	<0.050	<0.050	----	----	----	----
Tetrachloroethylene	127-18-4	E611D/WT	mg/kg	----	<0.050	<0.050	----	----	----	----
Toluene	108-88-3	E611D/WT	mg/kg	----	<0.050	<0.050	----	----	----	----
Toluene	108-88-3	E611A/WT	mg/kg	<0.050	----	----	<0.050	<0.050	<0.050	----
Trichloroethane, 1,1,1-	71-55-6	E611D/WT	mg/kg	----	<0.050	<0.050	----	----	----	----
Trichloroethane, 1,1,2-	79-00-5	E611D/WT	mg/kg	----	<0.050	<0.050	----	----	----	----
Trichloroethylene	79-01-6	E611D/WT	mg/kg	----	<0.010	<0.010	----	----	----	----
Trichlorofluoromethane	75-69-4	E611D/WT	mg/kg	----	<0.050	<0.050	----	----	----	----
Vinyl chloride	75-01-4	E611D/WT	mg/kg	----	<0.020	<0.020	----	----	----	----
Xylene, m+p-	179601-23-1	E611D/WT	mg/kg	----	<0.030	<0.030	----	----	----	----
Xylene, m+p-	179601-23-1	E611A/WT	mg/kg	<0.030	----	----	<0.030	<0.030	<0.030	----
Xylene, o-	95-47-6	E611D/WT	mg/kg	----	<0.030	<0.030	----	----	----	----
Xylene, o-	95-47-6	E611A/WT	mg/kg	<0.030	----	----	<0.030	<0.030	<0.030	----
Xylenes, total	1330-20-7	E611D/WT	mg/kg	----	<0.050	<0.050	----	----	----	----
Xylenes, total	1330-20-7	E611A/WT	mg/kg	<0.050	----	----	<0.050	<0.050	<0.050	----
BTEX, total	----	E611D/WT	mg/kg	----	<0.10	<0.10	----	----	----	----
BTEX, total	----	E611A/WT	mg/kg	<0.10	----	----	<0.10	<0.10	<0.10	----

Matrix: Soil/Solid

Analyte	CAS Number	Method/Lab	Unit	BH25-12 SA5 ----	BH25-13 SA1 ----	BH25-13 SA2 ----	BH25-13 SA3 ----	BH25-13 SA4 ----	BH25-13 SA5 ----	TCLP ----
Client sampling date / time				10-Nov-2025 09:00	10-Nov-2025 10:00	10-Nov-2025 10:00	10-Nov-2025 10:00	10-Nov-2025 10:00	10-Nov-2025 10:00	10-Nov-2025 10:00
Sub-Matrix				Soil	Soil	Soil	Soil	Soil	Soil	Soil
				WT2533107-036	WT2533107-037	WT2533107-038	WT2533107-039	WT2533107-040	WT2533107-041	WT2533107-042
				Result	Result	Result	Result	Result	Result	Result
Hydrocarbons										
F1 (C6-C10)	----	E581.F1/WT	mg/kg	7.4	<5.0	<5.0	<5.0	<5.0	<5.6 DLHM	----
F2 (C10-C16)	----	E601.SG-L/WT	mg/kg	<10	<10	<10	<10	<10	<10	----
F2-Naphthalene	----	EC600/WT	mg/kg	----	<25	<25	----	----	----	----
F3 (C16-C34)	----	E601.SG-L/WT	mg/kg	<50	<50	<50	<50	<50	<50	----
F3-PAH	n/a	EC600/WT	mg/kg	----	<50	<50	----	----	----	----
F4 (C34-C50)	----	E601.SG-L/WT	mg/kg	<50	<50	<50	<50	<50	<50	----
F1-BTEX	----	EC580/WT	mg/kg	7.4	<5.0	<5.0	<5.0	<5.0	<5.6	----
Hydrocarbons, total (C6-C50)	n/a	EC581/WT	mg/kg	<80	<80	<80	<80	<80	<80	----
Chromatogram to baseline at nC50	n/a	E601.SG-L/WT	-	YES	YES	YES	YES	YES	YES	----
Hydrocarbons Surrogates										
Bromobenzotrifluoride, 2- (F2-F4 surrogate)	392-83-6	E601.SG-L/WT	%	88.2	91.7	82.2	87.4	88.8	85.4	----
Dichlorotoluene, 3,4-	95-75-0	E581.F1/WT	%	88.2	96.6	89.6	70.7	89.5	74.6	----
Volatile Organic Compounds Surrogates										
Bromofluorobenzene, 4-	460-00-4	E611D/WT	%	----	97.5	93.0	----	----	----	----
Bromofluorobenzene, 4-	460-00-4	E611A/WT	%	96.4	----	----	94.0	105	89.5	----
Difluorobenzene, 1,4-	540-36-3	E611D/WT	%	----	97.4	84.2	----	----	----	----
Difluorobenzene, 1,4-	540-36-3	E611A/WT	%	96.1	----	----	99.3	111	94.5	----
Polycyclic Aromatic Hydrocarbons										
Acenaphthene	83-32-9	E641A/WT	mg/kg	----	<0.050	<0.050	----	----	----	----
Acenaphthylene	208-96-8	E641A/WT	mg/kg	----	<0.050	<0.050	----	----	----	----

Matrix: Soil/Solid

Analyte	CAS Number	Method/Lab	Unit	BH25-12 SA5 ----	BH25-13 SA1 ----	BH25-13 SA2 ----	BH25-13 SA3 ----	BH25-13 SA4 ----	BH25-13 SA5 ----	TCLP ----
Client sample ID				BH25-12 SA5 ----	BH25-13 SA1 ----	BH25-13 SA2 ----	BH25-13 SA3 ----	BH25-13 SA4 ----	BH25-13 SA5 ----	TCLP ----
Client sampling date / time				10-Nov-2025 09:00	10-Nov-2025 10:00	10-Nov-2025 10:00	10-Nov-2025 10:00	10-Nov-2025 10:00	10-Nov-2025 10:00	10-Nov-2025 10:00
Sub-Matrix				Soil	Soil	Soil	Soil	Soil	Soil	Soil
				WT2533107-036	WT2533107-037	WT2533107-038	WT2533107-039	WT2533107-040	WT2533107-041	WT2533107-042
				Result	Result	Result	Result	Result	Result	Result
Polycyclic Aromatic Hydrocarbons										
Anthracene	120-12-7	E641A/WT	mg/kg	----	<0.050	<0.050	----	----	----	----
Benz(a)anthracene	56-55-3	E641A/WT	mg/kg	----	<0.050	<0.050	----	----	----	----
Benzo(a)pyrene	50-32-8	E641A/WT	mg/kg	----	<0.050	<0.050	----	----	----	----
Benzo(b+j)fluoranthene	n/a	E641A/WT	mg/kg	----	<0.050	<0.050	----	----	----	----
Benzo(g,h,i)perylene	191-24-2	E641A/WT	mg/kg	----	<0.050	<0.050	----	----	----	----
Benzo(k)fluoranthene	207-08-9	E641A/WT	mg/kg	----	<0.050	<0.050	----	----	----	----
Chrysene	218-01-9	E641A/WT	mg/kg	----	<0.050	<0.050	----	----	----	----
Dibenz(a,h)anthracene	53-70-3	E641A/WT	mg/kg	----	<0.050	<0.050	----	----	----	----
Fluoranthene	206-44-0	E641A/WT	mg/kg	----	<0.050	<0.050	----	----	----	----
Fluorene	86-73-7	E641A/WT	mg/kg	----	<0.050	<0.050	----	----	----	----
Indeno(1,2,3-c,d)pyrene	193-39-5	E641A/WT	mg/kg	----	<0.050	<0.050	----	----	----	----
Methylnaphthalene, 1-	90-12-0	E641A/WT	mg/kg	----	<0.030	<0.030	----	----	----	----
Methylnaphthalene, 1+2-	----	E641A/WT	mg/kg	----	<0.050	<0.050	----	----	----	----
Methylnaphthalene, 2-	91-57-6	E641A/WT	mg/kg	----	<0.030	<0.030	----	----	----	----
Naphthalene	91-20-3	E641A/WT	mg/kg	----	<0.010	<0.010	----	----	----	----
Phenanthrene	85-01-8	E641A/WT	mg/kg	----	<0.050	<0.050	----	----	----	----
Pyrene	129-00-0	E641A/WT	mg/kg	----	<0.050	<0.050	----	----	----	----
Polycyclic Aromatic Hydrocarbons Surrogates										
Acridine-d9	34749-75-2	E641A/WT	%	----	90.7	84.1	----	----	----	----
Chrysene-d12	1719-03-5	E641A/WT	%	----	94.3	88.8	----	----	----	----

Matrix: Soil/Solid

Analyte	CAS Number	Method/Lab	Unit	BH25-12 SA5 ----	BH25-13 SA1 ----	BH25-13 SA2 ----	BH25-13 SA3 ----	BH25-13 SA4 ----	BH25-13 SA5 ----	TCLP ----
Client sampling date / time				10-Nov-2025 09:00	10-Nov-2025 10:00	10-Nov-2025 10:00	10-Nov-2025 10:00	10-Nov-2025 10:00	10-Nov-2025 10:00	10-Nov-2025 10:00
Sub-Matrix				Soil	Soil	Soil	Soil	Soil	Soil	Soil
				WT2533107-036	WT2533107-037	WT2533107-038	WT2533107-039	WT2533107-040	WT2533107-041	WT2533107-042
				Result	Result	Result	Result	Result	Result	Result
Polycyclic Aromatic Hydrocarbons Surrogates										
Naphthalene-d8	1146-65-2	E641A/WT	%	----	99.4	95.0	----	----	----	----
Phenanthrene-d10	1517-22-2	E641A/WT	%	----	97.0	93.1	----	----	----	----
Polychlorinated Biphenyls										
Polychlorinated biphenyls [PCBs], total, TCLP	n/a	E688A/WT	mg/L	----	----	----	----	----	----	<0.00060

Please refer to the General Comments section for an explanation of any result qualifiers detected.

Matrix: Soil/Solid

Analyte	CAS Number	Method/Lab	Unit	BH25-05 SA6-DUP ----	BH25-06 SA2-DUP ----	DUP-02 ----	DUP-04 ----	BH25-06-SS6 DUP ----	----	----
Client sampling date / time				10-Nov-2025 10:00	10-Nov-2025 10:00	10-Nov-2025 00:00	10-Nov-2025 00:00	10-Nov-2025 00:00	----	----
Sub-Matrix				Soil	Soil	Soil	Soil	Soil	----	----
				WT2533107-043	WT2533107-044	WT2533107-046	WT2533107-047	WT2533107-048	----	----
				Result	Result	Result	Result	Result	----	----
Physical Tests										
Conductivity (1:2 leachate)	----	E100-L/WT	mS/cm	1.71	0.784	1.66	0.791	0.224	----	----
Moisture	----	E144/WT	%	23.4	29.1	37.6	33.4	21.9	----	----
pH (1:2 soil:CaCl2-aq)	----	E108A/WT	pH units	7.24	6.61	6.90	7.09	7.95	----	----
Cyanides										
Cyanide, weak acid dissociable	----	E336A/WT	mg/kg	<0.050	<0.050	<0.050	<0.050	<0.050	----	----
Fixed-Ratio Extractables										
Calcium, soluble ion content	7440-70-2	E484/WT	mg/L	95.2	10.4	118	23.0	5.84	----	----
Magnesium, soluble ion content	7439-95-4	E484/WT	mg/L	47.2	7.22	80.8	15.5	2.60	----	----

Matrix: Soil/Solid			Client sample ID	BH25-05 SA6-DUP ----	BH25-06 SA2-DUP ----	DUP-02 ----	DUP-04 ----	BH25-06-SS6 DUP ----	----	----
			Client sampling date / time	10-Nov-2025 10:00	10-Nov-2025 10:00	10-Nov-2025 00:00	10-Nov-2025 00:00	10-Nov-2025 00:00	----	----
			Sub-Matrix	Soil	Soil	Soil	Soil	Soil	----	----
Analyte	CAS Number	Method/Lab	Unit	WT2533107-043	WT2533107-044	WT2533107-046	WT2533107-047	WT2533107-048	----	----
				Result	Result	Result	Result	Result	----	----
Fixed-Ratio Extractables										
Sodium, soluble ion content	17341-25-2	E484/WT	mg/L	178	139	101	107	13.7	----	----
Sodium adsorption ratio [SAR]	----	E484/WT	-	3.73	8.10	1.75	4.23	1.19	----	----
Metals										
Antimony	7440-36-0	E440C/WT	mg/kg	<0.10	<0.10	<0.10	<0.10	<0.10	----	----
Arsenic	7440-38-2	E440C/WT	mg/kg	2.13	2.95	2.85	2.86	2.47	----	----
Barium	7440-39-3	E440C/WT	mg/kg	93.4	308	341	320	131	----	----
Beryllium	7440-41-7	E440C/WT	mg/kg	0.36	0.94	0.98	0.94	0.38	----	----
Boron	7440-42-8	E440C/WT	mg/kg	<5.0	6.8	7.6	7.1	6.1	----	----
Boron, hot water soluble	7440-42-8	E487/WT	mg/kg	<0.10	0.18	<0.10	<0.10	<0.10	----	----
Cadmium	7440-43-9	E440C/WT	mg/kg	0.034	0.102	0.111	0.107	0.044	----	----
Chromium	7440-47-3	E440C/WT	mg/kg	26.0	113	172	175	28.9	----	----
Cobalt	7440-48-4	E440C/WT	mg/kg	6.77	23.7	24.7	23.9	8.56	----	----
Copper	7440-50-8	E440C/WT	mg/kg	14.4	45.1	54.0	56.2	17.1	----	----
Lead	7439-92-1	E440C/WT	mg/kg	3.70	7.89	10.2	9.32	3.81	----	----
Mercury	7439-97-6	E510C/WT	mg/kg	<0.0050	0.0077	0.0112	0.0085	<0.0050	----	----
Molybdenum	7439-98-7	E440C/WT	mg/kg	0.33	0.26	0.28	0.29	0.55	----	----
Nickel	7440-02-0	E440C/WT	mg/kg	14.0	61.8	78.2	83.1	16.4	----	----
Selenium	7782-49-2	E440C/WT	mg/kg	<0.20	<0.20	<0.20	<0.20	0.35	----	----
Silver	7440-22-4	E440C/WT	mg/kg	<0.10	<0.10	<0.10	<0.10	<0.10	----	----
Thallium	7440-28-0	E440C/WT	mg/kg	0.118	0.324	0.376	0.380	0.132	----	----

Matrix: Soil/Solid			Client sample ID	BH25-05 SA6-DUP ----	BH25-06 SA2-DUP ----	DUP-02 ----	DUP-04 ----	BH25-06-SS6 DUP ----	----	----
			Client sampling date / time	10-Nov-2025 10:00	10-Nov-2025 10:00	10-Nov-2025 00:00	10-Nov-2025 00:00	10-Nov-2025 00:00	----	----
			Sub-Matrix	Soil	Soil	Soil	Soil	Soil	----	----
Analyte	CAS Number	Method/Lab	Unit	WT2533107-043	WT2533107-044	WT2533107-046	WT2533107-047	WT2533107-048	----	----
				Result	Result	Result	Result	Result	----	----
Metals										
Uranium	7440-61-1	E440C/WT	mg/kg	1.00	0.844	1.03	0.978	1.69	----	----
Vanadium	7440-62-2	E440C/WT	mg/kg	46.5	97.1	114	112	50.1	----	----
Zinc	7440-66-6	E440C/WT	mg/kg	36.2	103	121	120	42.8	----	----
Speciated Metals										
Chromium, hexavalent [Cr VI]	18540-29-9	E532/WT	mg/kg	0.12	1.23	0.78	0.74	<0.10	----	----
Volatile Organic Compounds										
Acetone	67-64-1	E611D/WT	mg/kg	<0.50	<0.50	<0.50	<0.50	<0.50	----	----
Benzene	71-43-2	E611D/WT	mg/kg	<0.0050	<0.0050	<0.0050	<0.0050	<0.0050	----	----
Bromodichloromethane	75-27-4	E611D/WT	mg/kg	<0.050	<0.050	<0.050	<0.050	<0.050	----	----
Bromoform	75-25-2	E611D/WT	mg/kg	<0.050	<0.050	<0.050	<0.050	<0.050	----	----
Bromomethane	74-83-9	E611D/WT	mg/kg	<0.050	<0.050	<0.050	<0.050	<0.050	----	----
Carbon tetrachloride	56-23-5	E611D/WT	mg/kg	<0.050	<0.050	<0.050	<0.050	<0.050	----	----
Chlorobenzene	108-90-7	E611D/WT	mg/kg	<0.050	<0.050	<0.050	<0.050	<0.050	----	----
Chloroform	67-66-3	E611D/WT	mg/kg	<0.050	<0.050	<0.050	<0.050	<0.050	----	----
Dibromochloromethane	124-48-1	E611D/WT	mg/kg	<0.050	<0.050	<0.050	<0.050	<0.050	----	----
Dibromoethane, 1,2-	106-93-4	E611D/WT	mg/kg	<0.050	<0.050	<0.050	<0.050	<0.050	----	----
Dichlorobenzene, 1,2-	95-50-1	E611D/WT	mg/kg	<0.050	<0.050	<0.050	<0.050	<0.050	----	----
Dichlorobenzene, 1,3-	541-73-1	E611D/WT	mg/kg	<0.050	<0.050	<0.050	<0.050	<0.050	----	----
Dichlorobenzene, 1,4-	106-46-7	E611D/WT	mg/kg	<0.050	<0.050	<0.050	<0.050	<0.050	----	----
Dichlorodifluoromethane	75-71-8	E611D/WT	mg/kg	<0.050	<0.050	<0.050	<0.050	<0.050	----	----

Matrix: Soil/Solid			Client sample ID	BH25-05 SA6-DUP ----	BH25-06 SA2-DUP ----	DUP-02 ----	DUP-04 ----	BH25-06-SS6 DUP ----	----	----
			Client sampling date / time	10-Nov-2025 10:00	10-Nov-2025 10:00	10-Nov-2025 00:00	10-Nov-2025 00:00	10-Nov-2025 00:00	----	----
			Sub-Matrix	Soil	Soil	Soil	Soil	Soil	----	----
Analyte	CAS Number	Method/Lab	Unit	WT2533107-043	WT2533107-044	WT2533107-046	WT2533107-047	WT2533107-048	----	----
				Result	Result	Result	Result	Result	----	----
Volatile Organic Compounds										
Dichloroethane, 1,1-	75-34-3	E611D/WT	mg/kg	<0.050	<0.050	<0.050	<0.050	<0.050	----	----
Dichloroethane, 1,2-	107-06-2	E611D/WT	mg/kg	<0.050	<0.050	<0.050	<0.050	<0.050	----	----
Dichloroethylene, 1,1-	75-35-4	E611D/WT	mg/kg	<0.050	<0.050	<0.050	<0.050	<0.050	----	----
Dichloroethylene, cis-1,2-	156-59-2	E611D/WT	mg/kg	<0.050	<0.050	<0.050	<0.050	<0.050	----	----
Dichloroethylene, trans-1,2-	156-60-5	E611D/WT	mg/kg	<0.050	<0.050	<0.050	<0.050	<0.050	----	----
Dichloromethane	75-09-2	E611D/WT	mg/kg	<0.045	<0.045	<0.045	<0.045	<0.045	----	----
Dichloropropane, 1,2-	78-87-5	E611D/WT	mg/kg	<0.050	<0.050	<0.050	<0.050	<0.050	----	----
Dichloropropylene, cis-1,3-	10061-01-5	E611D/WT	mg/kg	<0.030	<0.030	<0.030	<0.030	<0.030	----	----
Dichloropropylene, cis+trans-1,3-	542-75-6	E611D/WT	mg/kg	<0.050	<0.050	<0.050	<0.050	<0.050	----	----
Dichloropropylene, trans-1,3-	10061-02-6	E611D/WT	mg/kg	<0.030	<0.030	<0.030	<0.030	<0.030	----	----
Ethylbenzene	100-41-4	E611D/WT	mg/kg	<0.015	<0.015	<0.015	<0.015	<0.015	----	----
Hexane, n-	110-54-3	E611D/WT	mg/kg	<0.050	<0.050	<0.050	<0.050	<0.050	----	----
Methyl ethyl ketone [MEK]	78-93-3	E611D/WT	mg/kg	<0.50	<0.50	<0.50	<0.50	<0.50	----	----
Methyl isobutyl ketone [MIBK]	108-10-1	E611D/WT	mg/kg	<0.50	<0.50	<0.50	<0.50	<0.50	----	----
Methyl-tert-butyl ether [MTBE]	1634-04-4	E611D/WT	mg/kg	<0.040	<0.040	<0.040	<0.040	<0.040	----	----
Styrene	100-42-5	E611D/WT	mg/kg	<0.050	<0.050	<0.050	<0.050	<0.050	----	----
Tetrachloroethane, 1,1,1,2-	630-20-6	E611D/WT	mg/kg	<0.050	<0.050	<0.050	<0.050	<0.050	----	----
Tetrachloroethane, 1,1,2,2-	79-34-5	E611D/WT	mg/kg	<0.050	<0.050	<0.050	<0.050	<0.050	----	----
Tetrachloroethylene	127-18-4	E611D/WT	mg/kg	<0.050	<0.050	<0.050	<0.050	<0.050	----	----
Toluene	108-88-3	E611D/WT	mg/kg	<0.050	<0.050	<0.050	<0.050	<0.050	----	----

Matrix: Soil/Solid

			Client sample ID	BH25-05 SA6-DUP ----	BH25-06 SA2-DUP ----	DUP-02 ----	DUP-04 ----	BH25-06-SS6 DUP ----	----	----
			Client sampling date / time	10-Nov-2025 10:00	10-Nov-2025 10:00	10-Nov-2025 00:00	10-Nov-2025 00:00	10-Nov-2025 00:00	----	----
			Sub-Matrix	Soil	Soil	Soil	Soil	Soil	----	----
Analyte	CAS Number	Method/Lab	Unit	WT2533107-043	WT2533107-044	WT2533107-046	WT2533107-047	WT2533107-048	----	----
				Result	Result	Result	Result	Result	----	----
Volatile Organic Compounds										
Trichloroethane, 1,1,1-	71-55-6	E611D/WT	mg/kg	<0.050	<0.050	<0.050	<0.050	<0.050	----	----
Trichloroethane, 1,1,2-	79-00-5	E611D/WT	mg/kg	<0.050	<0.050	<0.050	<0.050	<0.050	----	----
Trichloroethylene	79-01-6	E611D/WT	mg/kg	<0.010	<0.010	<0.010	<0.010	<0.010	----	----
Trichlorofluoromethane	75-69-4	E611D/WT	mg/kg	<0.050	<0.050	<0.050	<0.050	<0.050	----	----
Vinyl chloride	75-01-4	E611D/WT	mg/kg	<0.020	<0.020	<0.020	<0.020	<0.020	----	----
Xylene, m+p-	179601-23-1	E611D/WT	mg/kg	<0.030	<0.030	<0.030	<0.030	<0.030	----	----
Xylene, o-	95-47-6	E611D/WT	mg/kg	<0.030	<0.030	<0.030	<0.030	<0.030	----	----
Xylenes, total	1330-20-7	E611D/WT	mg/kg	<0.050	<0.050	<0.050	<0.050	<0.050	----	----
BTEX, total	----	E611D/WT	mg/kg	<0.10	<0.10	<0.10	<0.10	<0.10	----	----
Hydrocarbons										
F1 (C6-C10)	----	E581.F1/WT	mg/kg	<5.0	<5.0	<5.0	<5.0	<5.0	----	----
F2 (C10-C16)	----	E601.SG-L/WT	mg/kg	<10	<10	<10	<10	<10	----	----
F2-Naphthalene	----	EC600/WT	mg/kg	<25	<25	<25	<25	<25	----	----
F3 (C16-C34)	----	E601.SG-L/WT	mg/kg	<50	<50	<50	<50	<50	----	----
F3-PAH	n/a	EC600/WT	mg/kg	<50	<50	<50	<50	<50	----	----
F4 (C34-C50)	----	E601.SG-L/WT	mg/kg	<50	<50	<50	<50	<50	----	----
F1-BTEX	----	EC580/WT	mg/kg	<5.0	<5.0	<5.0	<5.0	<5.0	----	----
Hydrocarbons, total (C6-C50)	n/a	EC581/WT	mg/kg	<80	<80	<80	<80	<80	----	----
Chromatogram to baseline at nC50	n/a	E601.SG-L/WT	-	YES	YES	YES	YES	YES	----	----

Matrix: Soil/Solid			Client sample ID	BH25-05 SA6-DUP ----	BH25-06 SA2-DUP ----	DUP-02 ----	DUP-04 ----	BH25-06-SS6 DUP ----	----	----
			Client sampling date / time	10-Nov-2025 10:00	10-Nov-2025 10:00	10-Nov-2025 00:00	10-Nov-2025 00:00	10-Nov-2025 00:00	----	----
			Sub-Matrix	Soil	Soil	Soil	Soil	Soil	----	----
Analyte	CAS Number	Method/Lab	Unit	WT2533107-043	WT2533107-044	WT2533107-046	WT2533107-047	WT2533107-048	----	----
				Result	Result	Result	Result	Result	----	----
Hydrocarbons Surrogates										
Bromobenzotrifluoride, 2- (F2-F4 surrogate)	392-83-6	E601.SG-L/WT	%	88.1	88.1	92.1	88.6	79.6	----	----
Dichlorotoluene, 3,4-	95-75-0	E581.F1/WT	%	107	94.3	63.6	89.6	100	----	----
Volatile Organic Compounds Surrogates										
Bromofluorobenzene, 4-	460-00-4	E611D/WT	%	107	101	92.5	90.6	93.1	----	----
Difluorobenzene, 1,4-	540-36-3	E611D/WT	%	98.0	92.1	83.5	81.5	95.8	----	----
Polycyclic Aromatic Hydrocarbons										
Acenaphthene	83-32-9	E641A/WT	mg/kg	<0.050	<0.050	<0.050	<0.050	<0.050	----	----
Acenaphthylene	208-96-8	E641A/WT	mg/kg	<0.050	<0.050	<0.050	<0.050	<0.050	----	----
Anthracene	120-12-7	E641A/WT	mg/kg	<0.050	<0.050	<0.050	<0.050	<0.050	----	----
Benz(a)anthracene	56-55-3	E641A/WT	mg/kg	<0.050	<0.050	<0.050	<0.050	<0.050	----	----
Benzo(a)pyrene	50-32-8	E641A/WT	mg/kg	<0.050	<0.050	<0.050	<0.050	<0.050	----	----
Benzo(b+j)fluoranthene	n/a	E641A/WT	mg/kg	<0.050	<0.050	<0.050	<0.050	<0.050	----	----
Benzo(g,h,i)perylene	191-24-2	E641A/WT	mg/kg	<0.050	<0.050	<0.050	<0.050	<0.050	----	----
Benzo(k)fluoranthene	207-08-9	E641A/WT	mg/kg	<0.050	<0.050	<0.050	<0.050	<0.050	----	----
Chrysene	218-01-9	E641A/WT	mg/kg	<0.050	<0.050	<0.050	<0.050	<0.050	----	----
Dibenz(a,h)anthracene	53-70-3	E641A/WT	mg/kg	<0.050	<0.050	<0.050	<0.050	<0.050	----	----
Fluoranthene	206-44-0	E641A/WT	mg/kg	<0.050	<0.050	<0.050	<0.050	<0.050	----	----
Fluorene	86-73-7	E641A/WT	mg/kg	<0.050	<0.050	<0.050	<0.050	<0.050	----	----
Indeno(1,2,3-c,d)pyrene	193-39-5	E641A/WT	mg/kg	<0.050	<0.050	<0.050	<0.050	<0.050	----	----
Methylnaphthalene, 1-	90-12-0	E641A/WT	mg/kg	<0.030	<0.030	<0.030	<0.030	<0.030	----	----

Matrix: Soil/Solid

			Client sample ID	BH25-05 SA6-DUP ----	BH25-06 SA2-DUP ----	DUP-02 ----	DUP-04 ----	BH25-06-SS6 DUP ----	----	----
			Client sampling date / time	10-Nov-2025 10:00	10-Nov-2025 10:00	10-Nov-2025 00:00	10-Nov-2025 00:00	10-Nov-2025 00:00	----	----
			Sub-Matrix	Soil	Soil	Soil	Soil	Soil	----	----
Analyte	CAS Number	Method/Lab	Unit	WT2533107-043	WT2533107-044	WT2533107-046	WT2533107-047	WT2533107-048	----	----
				Result	Result	Result	Result	Result	----	----
Polycyclic Aromatic Hydrocarbons										
Methylnaphthalene, 1+2-	----	E641A/WT	mg/kg	<0.050	<0.050	<0.050	<0.050	<0.050	----	----
Methylnaphthalene, 2-	91-57-6	E641A/WT	mg/kg	<0.030	<0.030	<0.030	<0.030	<0.030	----	----
Naphthalene	91-20-3	E641A/WT	mg/kg	<0.010	<0.010	<0.010	<0.010	<0.010	----	----
Phenanthrene	85-01-8	E641A/WT	mg/kg	<0.050	<0.050	<0.050	<0.050	<0.050	----	----
Pyrene	129-00-0	E641A/WT	mg/kg	<0.050	<0.050	<0.050	<0.050	<0.050	----	----
Polycyclic Aromatic Hydrocarbons Surrogates										
Acridine-d9	34749-75-2	E641A/WT	%	87.8	83.7	88.4	87.3	88.1	----	----
Chrysene-d12	1719-03-5	E641A/WT	%	93.0	91.1	93.8	93.1	108	----	----
Naphthalene-d8	1146-65-2	E641A/WT	%	97.8	96.8	101	102	94.6	----	----
Phenanthrene-d10	1517-22-2	E641A/WT	%	95.9	92.2	97.2	95.6	96.2	----	----

Please refer to the General Comments section for an explanation of any result qualifiers detected.

Summary of Guideline Limits

Analyte	CAS Number	Unit	ON153/04 T3-ICC-C	ONWCR Sch. 4					
Physical Tests									
Conductivity (1:2 leachate)		mS/cm	**1.4 mS/cm**	----	----	----	----	----	----
Ignitability	----	-	----	----	----	----	----	----	----
Moisture	----	%	----	----	----	----	----	----	----
pH (1:2 soil:CaCl2-aq)		pH units	----	----	----	----	----	----	----
Sample comment		-	----	----	----	----	----	----	----
Time to ignition		sec	----	----	----	----	----	----	----
Burning rate		mm/sec	----	----	----	----	----	----	----
Temperature of test material		°C	----	----	----	----	----	----	----
Air velocity, fume hood		m/sec	----	----	----	----	----	----	----
Cyanides									
Cyanide, weak acid dissociable		mg/kg	**0.051 mg/kg**	----	----	----	----	----	----
Fixed-Ratio Extractables									
Calcium, soluble ion content	7440-70-2	mg/L	----	----	----	----	----	----	----
Magnesium, soluble ion content	7439-95-4	mg/L	----	----	----	----	----	----	----
Sodium, soluble ion content	17341-25-2	mg/L	----	----	----	----	----	----	----
Sodium adsorption ratio [SAR]		-	**12 -**	----	----	----	----	----	----
Metals									
Antimony	7440-36-0	mg/kg	**40 mg/kg**	----	----	----	----	----	----
Arsenic	7440-38-2	mg/kg	**18 mg/kg**	----	----	----	----	----	----
Barium	7440-39-3	mg/kg	**670 mg/kg**	----	----	----	----	----	----
Beryllium	7440-41-7	mg/kg	**8 mg/kg**	----	----	----	----	----	----
Boron	7440-42-8	mg/kg	**120 mg/kg**	----	----	----	----	----	----
Boron, hot water soluble	7440-42-8	mg/kg	**2 mg/kg**	----	----	----	----	----	----

Cadmium	7440-43-9	mg/kg	**1.9 mg/kg**	----	----	----	----	----	----
Chromium	7440-47-3	mg/kg	**160 mg/kg**	----	----	----	----	----	----
Cobalt	7440-48-4	mg/kg	**80 mg/kg**	----	----	----	----	----	----
Copper	7440-50-8	mg/kg	**230 mg/kg**	----	----	----	----	----	----
Lead	7439-92-1	mg/kg	**120 mg/kg**	----	----	----	----	----	----
Mercury	7439-97-6	mg/kg	**3.9 mg/kg**	----	----	----	----	----	----
Molybdenum	7439-98-7	mg/kg	**40 mg/kg**	----	----	----	----	----	----
Nickel	7440-02-0	mg/kg	**270 mg/kg**	----	----	----	----	----	----
Selenium	7782-49-2	mg/kg	**5.5 mg/kg**	----	----	----	----	----	----
Silver	7440-22-4	mg/kg	**40 mg/kg**	----	----	----	----	----	----
Thallium	7440-28-0	mg/kg	**3.3 mg/kg**	----	----	----	----	----	----
Uranium	7440-61-1	mg/kg	**33 mg/kg**	----	----	----	----	----	----
Vanadium	7440-62-2	mg/kg	**86 mg/kg**	----	----	----	----	----	----
Zinc	7440-66-6	mg/kg	**340 mg/kg**	----	----	----	----	----	----
Speciated Metals									
Chromium, hexavalent [Cr VI]	18540-29-9	mg/kg	**8 mg/kg**	----	----	----	----	----	----
TCLP Anions & Nutrients									
Nitrate + Nitrite (as N), TCLP		mg/L	----	**1000 mg/L**	----	----	----	----	----
TCLP Extractables									
Aroclor 1016, TCLP	12674-11-2	mg/L	----	----	----	----	----	----	----
Aroclor 1221, TCLP	11104-28-2	mg/L	----	----	----	----	----	----	----
Aroclor 1232, TCLP	11141-16-5	mg/L	----	----	----	----	----	----	----
Aroclor 1242, TCLP	53469-21-9	mg/L	----	----	----	----	----	----	----
Aroclor 1248, TCLP	12672-29-6	mg/L	----	----	----	----	----	----	----
Aroclor 1254, TCLP	11097-69-1	mg/L	----	----	----	----	----	----	----
Aroclor 1260, TCLP	11096-82-5	mg/L	----	----	----	----	----	----	----
Aroclor 1262, TCLP	37324-23-5	mg/L	----	----	----	----	----	----	----
Aroclor 1268, TCLP	11100-14-4	mg/L	----	----	----	----	----	----	----

Benzo(a)pyrene, TCLP	50-32-8	mg/L	----	**0.001 mg/L**	----	----	----	----	----
Cyanide, weak acid dissociable, TCLP		mg/L	----	----	----	----	----	----	----
Fluoride, TCLP	16984-48-8	mg/L	----	**150 mg/L**	----	----	----	----	----
Nitrate (as N), TCLP	14797-55-8	mg/L	----	----	----	----	----	----	----
Nitrite (as N), TCLP	14797-65-0	mg/L	----	----	----	----	----	----	----
Decachlorobiphenyl, TCLP	2051-24-3	%	----	----	----	----	----	----	----
Tetrachloro-m-xylene, TCLP	877-09-8	%	----	----	----	----	----	----	----
TCLP Extractables Surrogates									
Chrysene-d12, TCLP	1719-03-5	%	----	----	----	----	----	----	----
Naphthalene-d8, TCLP	1146-65-2	%	----	----	----	----	----	----	----
Phenanthrene-d10, TCLP	1517-22-2	%	----	----	----	----	----	----	----
TCLP Metals									
Arsenic, TCLP	7440-38-2	mg/L	----	**2.5 mg/L**	----	----	----	----	----
Barium, TCLP	7440-39-3	mg/L	----	**100 mg/L**	----	----	----	----	----
Boron, TCLP	7440-42-8	mg/L	----	**500 mg/L**	----	----	----	----	----
Cadmium, TCLP	7440-43-9	mg/L	----	**0.5 mg/L**	----	----	----	----	----
Chromium, TCLP	7440-47-3	mg/L	----	**5 mg/L**	----	----	----	----	----
Lead, TCLP	7439-92-1	mg/L	----	**5 mg/L**	----	----	----	----	----
Mercury, TCLP	7439-97-6	mg/L	----	**0.1 mg/L**	----	----	----	----	----
pH, TCLP 1st preliminary	----	pH units	----	----	----	----	----	----	----
pH, TCLP 2nd preliminary	----	pH units	----	----	----	----	----	----	----
pH, TCLP extraction fluid initial	----	pH units	----	----	----	----	----	----	----
pH, TCLP final	----	pH units	----	----	----	----	----	----	----
Selenium, TCLP	7782-49-2	mg/L	----	**1 mg/L**	----	----	----	----	----
Silver, TCLP	7440-22-4	mg/L	----	**5 mg/L**	----	----	----	----	----
Uranium, TCLP	7440-61-1	mg/L	----	**10 mg/L**	----	----	----	----	----
TCLP VOCs									
Benzene, TCLP	71-43-2	mg/L	----	**0.5 mg/L**	----	----	----	----	----

Carbon tetrachloride, TCLP	56-23-5	mg/L	----	**0.5 mg/L**	----	----	----	----	----
Chlorobenzene, TCLP	108-90-7	mg/L	----	**8 mg/L**	----	----	----	----	----
Chloroform, TCLP	67-66-3	mg/L	----	**10 mg/L**	----	----	----	----	----
Dichlorobenzene, 1,2-, TCLP	95-50-1	mg/L	----	**20 mg/L**	----	----	----	----	----
Dichlorobenzene, 1,4-, TCLP	106-46-7	mg/L	----	**0.5 mg/L**	----	----	----	----	----
Dichloroethane, 1,2-, TCLP	107-06-2	mg/L	----	**0.5 mg/L**	----	----	----	----	----
Dichloroethylene, 1,1-, TCLP	75-35-4	mg/L	----	**1.4 mg/L**	----	----	----	----	----
Dichloromethane, TCLP	75-09-2	mg/L	----	**5 mg/L**	----	----	----	----	----
Methyl ethyl ketone [MEK], TCLP	78-93-3	mg/L	----	**200 mg/L**	----	----	----	----	----
Tetrachloroethylene, TCLP	127-18-4	mg/L	----	**3 mg/L**	----	----	----	----	----
Trichloroethylene, TCLP	79-01-6	mg/L	----	**5 mg/L**	----	----	----	----	----
Vinyl chloride, TCLP	75-01-4	mg/L	----	**0.2 mg/L**	----	----	----	----	----
Bromofluorobenzene, 4-, TCLP	460-00-4	%	----	----	----	----	----	----	----
Difluorobenzene, 1,4-, TCLP	540-36-3	%	----	----	----	----	----	----	----
ON mSPLP VOC (reagent water)									
Bromomethane, mSPLP	74-83-9	µg/L	----	----	----	----	----	----	----
Carbon tetrachloride, mSPLP	56-23-5	µg/L	----	----	----	----	----	----	----
Chloroform, mSPLP	67-66-3	µg/L	----	----	----	----	----	----	----
Dibromoethane, 1,2-, mSPLP	106-93-4	µg/L	----	----	----	----	----	----	----
Dichlorobenzene, 1,2-, mSPLP	95-50-1	µg/L	----	----	----	----	----	----	----
Dichlorobenzene, 1,4-, mSPLP	106-46-7	µg/L	----	----	----	----	----	----	----
Dichloroethane, 1,1-, mSPLP	75-34-3	µg/L	----	----	----	----	----	----	----
Dichloroethane, 1,2-, mSPLP	107-06-2	µg/L	----	----	----	----	----	----	----
Dichloroethylene, 1,1-, mSPLP	75-35-4	µg/L	----	----	----	----	----	----	----
Dichloroethylene, cis-1,2-, mSPLP	156-59-2	µg/L	----	----	----	----	----	----	----
Dichloroethylene, trans-1,2-, mSPLP	156-60-5	µg/L	----	----	----	----	----	----	----
Dichloropropane, 1,2-, mSPLP	78-87-5	µg/L	----	----	----	----	----	----	----

Dichloropropylene, cis-1,3-, mSPLP	10061-01-5	µg/L	----	----	----	----	----	----	----
Dichloropropylene, cis+trans-1,3-, mSPLP	542-75-6	µg/L	----	----	----	----	----	----	----
Dichloropropylene, trans-1,3-, mSPLP	10061-02-6	µg/L	----	----	----	----	----	----	----
Dioxane, 1,4-, mSPLP	123-91-1	µg/L	----	----	----	----	----	----	----
Extraction fluid		-	----	----	----	----	----	----	----
Tetrachloroethane, 1,1,1,2-, mSPLP	630-20-6	µg/L	----	----	----	----	----	----	----
Tetrachloroethane, 1,1,2,2-, mSPLP	630-20-6	µg/L	----	----	----	----	----	----	----
Tetrachloroethylene, mSPLP	127-18-4	µg/L	----	----	----	----	----	----	----
Trichloroethane, 1,1,2-, mSPLP	79-00-5	µg/L	----	----	----	----	----	----	----
Trichloroethylene, mSPLP	79-01-6	µg/L	----	----	----	----	----	----	----
Bromofluorobenzene, 4-, mSPLP	460-00-4	%	----	----	----	----	----	----	----
Difluorobenzene, 1,4-, mSPLP	540-36-3	%	----	----	----	----	----	----	----
Volatile Organic Compounds									
Acetone	67-64-1	mg/kg	**16 mg/kg**	----	----	----	----	----	----
Benzene	71-43-2	mg/kg	**0.32 mg/kg**	----	----	----	----	----	----
Bromodichloromethane	75-27-4	mg/kg	**18 mg/kg**	----	----	----	----	----	----
Bromoform	75-25-2	mg/kg	**0.61 mg/kg**	----	----	----	----	----	----
Bromomethane	74-83-9	mg/kg	**0.05 mg/kg**	----	----	----	----	----	----
Carbon tetrachloride	56-23-5	mg/kg	**0.21 mg/kg**	----	----	----	----	----	----
Chlorobenzene	108-90-7	mg/kg	**2.4 mg/kg**	----	----	----	----	----	----
Chloroform	67-66-3	mg/kg	**0.47 mg/kg**	----	----	----	----	----	----
Dibromochloromethane	124-48-1	mg/kg	**13 mg/kg**	----	----	----	----	----	----
Dibromoethane, 1,2-	106-93-4	mg/kg	**0.05 mg/kg**	----	----	----	----	----	----
Dichlorobenzene, 1,2-	95-50-1	mg/kg	**6.8 mg/kg**	----	----	----	----	----	----
Dichlorobenzene, 1,3-	541-73-1	mg/kg	**9.6 mg/kg**	----	----	----	----	----	----
Dichlorobenzene, 1,4-	106-46-7	mg/kg	**0.2 mg/kg**	----	----	----	----	----	----
Dichlorodifluoromethane	75-71-8	mg/kg	**16 mg/kg**	----	----	----	----	----	----

Dichloroethane, 1,1-	75-34-3	mg/kg	**17 mg/kg**	----	----	----	----	----	----
Dichloroethane, 1,2-	107-06-2	mg/kg	**0.05 mg/kg**	----	----	----	----	----	----
Dichloroethylene, 1,1-	75-35-4	mg/kg	**0.064 mg/kg**	----	----	----	----	----	----
Dichloroethylene, cis-1,2-	156-59-2	mg/kg	**55 mg/kg**	----	----	----	----	----	----
Dichloroethylene, trans-1,2-	156-60-5	mg/kg	**1.3 mg/kg**	----	----	----	----	----	----
Dichloromethane	75-09-2	mg/kg	**1.6 mg/kg**	----	----	----	----	----	----
Dichloropropane, 1,2-	78-87-5	mg/kg	**0.16 mg/kg**	----	----	----	----	----	----
Dichloropropylene, cis-1,3-	10061-01-5	mg/kg	**----**	----	----	----	----	----	----
Dichloropropylene, cis+trans-1,3-	542-75-6	mg/kg	**0.18 mg/kg**	----	----	----	----	----	----
Dichloropropylene, trans-1,3-	10061-02-6	mg/kg	**----**	----	----	----	----	----	----
Ethylbenzene	100-41-4	mg/kg	**9.5 mg/kg**	----	----	----	----	----	----
Hexane, n-	110-54-3	mg/kg	**46 mg/kg**	----	----	----	----	----	----
Methyl ethyl ketone [MEK]	78-93-3	mg/kg	**70 mg/kg**	----	----	----	----	----	----
Methyl isobutyl ketone [MIBK]	108-10-1	mg/kg	**31 mg/kg**	----	----	----	----	----	----
Methyl-tert-butyl ether [MTBE]	1634-04-4	mg/kg	**11 mg/kg**	----	----	----	----	----	----
Styrene	100-42-5	mg/kg	**34 mg/kg**	----	----	----	----	----	----
Tetrachloroethane, 1,1,1,2-	630-20-6	mg/kg	**0.087 mg/kg**	----	----	----	----	----	----
Tetrachloroethane, 1,1,2,2-	79-34-5	mg/kg	**0.05 mg/kg**	----	----	----	----	----	----
Tetrachloroethylene	127-18-4	mg/kg	**4.5 mg/kg**	----	----	----	----	----	----
Toluene	108-88-3	mg/kg	**68 mg/kg**	----	----	----	----	----	----
Trichloroethane, 1,1,1-	71-55-6	mg/kg	**6.1 mg/kg**	----	----	----	----	----	----
Trichloroethane, 1,1,2-	79-00-5	mg/kg	**0.05 mg/kg**	----	----	----	----	----	----
Trichloroethylene	79-01-6	mg/kg	**0.91 mg/kg**	----	----	----	----	----	----
Trichlorofluoromethane	75-69-4	mg/kg	**4 mg/kg**	----	----	----	----	----	----
Vinyl chloride	75-01-4	mg/kg	**0.032 mg/kg**	----	----	----	----	----	----
Xylene, m+p-	179601-23-1	mg/kg	**----**	----	----	----	----	----	----
Xylene, o-	95-47-6	mg/kg	**----**	----	----	----	----	----	----

Xylenes, total	1330-20-7	mg/kg	**26 mg/kg**	----	----	----	----	----	----	----
BTEX, total		mg/kg	----	----	----	----	----	----	----	----
Hydrocarbons										
F1 (C6-C10)		mg/kg	**55 mg/kg**	----	----	----	----	----	----	----
F2 (C10-C16)	----	mg/kg	**230 mg/kg**	----	----	----	----	----	----	----
F2-Naphthalene		mg/kg	----	----	----	----	----	----	----	----
F3 (C16-C34)	----	mg/kg	**1700 mg/kg**	----	----	----	----	----	----	----
F3-PAH	n/a	mg/kg	----	----	----	----	----	----	----	----
F4 (C34-C50)	----	mg/kg	**3300 mg/kg**	----	----	----	----	----	----	----
F1-BTEX		mg/kg	**55 mg/kg**	----	----	----	----	----	----	----
Hydrocarbons, total (C6-C50)	n/a	mg/kg	----	----	----	----	----	----	----	----
Chromatogram to baseline at nC50	n/a	-	----	----	----	----	----	----	----	----
Bromobenzotrifluoride, 2- (F2-F4 surrogate)	392-83-6	%	----	----	----	----	----	----	----	----
Bromofluorobenzene, 4-	460-00-4	%	----	----	----	----	----	----	----	----
Dichlorotoluene, 3,4-	95-75-0	%	----	----	----	----	----	----	----	----
Difluorobenzene, 1,4-	540-36-3	%	----	----	----	----	----	----	----	----
Polycyclic Aromatic Hydrocarbons										
Acenaphthene	83-32-9	mg/kg	**96 mg/kg**	----	----	----	----	----	----	----
Acenaphthylene	208-96-8	mg/kg	**0.15 mg/kg**	----	----	----	----	----	----	----
Anthracene	120-12-7	mg/kg	**0.67 mg/kg**	----	----	----	----	----	----	----
Benz(a)anthracene	56-55-3	mg/kg	**0.96 mg/kg**	----	----	----	----	----	----	----
Benzo(a)pyrene	50-32-8	mg/kg	**0.3 mg/kg**	----	----	----	----	----	----	----
Benzo(b+j)fluoranthene	n/a	mg/kg	**0.96 mg/kg**	----	----	----	----	----	----	----
Benzo(g,h,i)perylene	191-24-2	mg/kg	**9.6 mg/kg**	----	----	----	----	----	----	----
Benzo(k)fluoranthene	207-08-9	mg/kg	**0.96 mg/kg**	----	----	----	----	----	----	----
Chrysene	218-01-9	mg/kg	**9.6 mg/kg**	----	----	----	----	----	----	----
Dibenz(a,h)anthracene	53-70-3	mg/kg	**0.1 mg/kg**	----	----	----	----	----	----	----

Fluoranthene	206-44-0	mg/kg	**9.6 mg/kg**	----	----	----	----	----	----
Fluorene	86-73-7	mg/kg	**62 mg/kg**	----	----	----	----	----	----
Indeno(1,2,3-c,d)pyrene	193-39-5	mg/kg	**0.76 mg/kg**	----	----	----	----	----	----
Methylnaphthalene, 1-	90-12-0	mg/kg	**76 mg/kg**	----	----	----	----	----	----
Methylnaphthalene, 1+2-	----	mg/kg	**76 mg/kg**	----	----	----	----	----	----
Methylnaphthalene, 2-	91-57-6	mg/kg	**76 mg/kg**	----	----	----	----	----	----
Naphthalene	91-20-3	mg/kg	**9.6 mg/kg**	----	----	----	----	----	----
Phenanthrene	85-01-8	mg/kg	**12 mg/kg**	----	----	----	----	----	----
Pyrene	129-00-0	mg/kg	**96 mg/kg**	----	----	----	----	----	----
Acridine-d9	34749-75-2	%	----	----	----	----	----	----	----
Chrysene-d12	1719-03-5	%	----	----	----	----	----	----	----
Naphthalene-d8	1146-65-2	%	----	----	----	----	----	----	----
Phenanthrene-d10	1517-22-2	%	----	----	----	----	----	----	----
Polychlorinated Biphenyls									
Aroclor 1016	12674-11-2	mg/kg	----	----	----	----	----	----	----
Aroclor 1221	11104-28-2	mg/kg	----	----	----	----	----	----	----
Aroclor 1232	11141-16-5	mg/kg	----	----	----	----	----	----	----
Aroclor 1242	53469-21-9	mg/kg	----	----	----	----	----	----	----
Aroclor 1248	12672-29-6	mg/kg	----	----	----	----	----	----	----
Aroclor 1254	11097-69-1	mg/kg	----	----	----	----	----	----	----
Aroclor 1260	11096-82-5	mg/kg	----	----	----	----	----	----	----
Aroclor 1262	37324-23-5	mg/kg	----	----	----	----	----	----	----
Aroclor 1268	11100-14-4	mg/kg	----	----	----	----	----	----	----
Polychlorinated biphenyls [PCBs], total, TCLP	n/a	mg/L	----	**0.3 mg/L**	----	----	----	----	----
Polychlorinated biphenyls [PCBs], total	1336-36-3	mg/kg	**1.1 mg/kg**	----	----	----	----	----	----
Decachlorobiphenyl	2051-24-3	%	----	----	----	----	----	----	----
Tetrachloro-m-xylene	877-09-8	%	----	----	----	----	----	----	----

Key:

ONWCR		Ontario MECP, General Waste Control Regulation No. 347/90,558/00
	Sch. 4	Schedule 4 Leachate Quality Criteria
ON153/04		Ontario Regulation 153/04 - April 15, 2011 Standards (JUL, 2011)
	T3-ICC-C	153 Soil T3 Ind/Com/Commu. Property Use (Coarse)

ALS Canada Ltd.

right solutions.
right partner.

QUALITY CONTROL INTERPRETIVE REPORT

Work Order	: **WT2533107**	Page	: 1 of 80
Amendment	: 1		
Client	: **AllRock Consulting Limited**	Laboratory	: ALS Environmental - Waterloo
Contact	: Gene Lee	Account Manager	: Costas Farassoglou
Address	: 5- 24 Brydon Drive Toronto ON Canada M9W 5R6	Address	: 60 Northland Road, Unit 1 Waterloo, Ontario Canada N2V 2B8
Telephone	: ----	Telephone	: 613 225 8279
Project	: 25433	Date Samples Received	: 14-Nov-2025 09:00
PO	: ----	Issue Date	: 28-Nov-2025 15:01
C-O-C number	: ----		
Sampler	: JM		
Site	: ----		
Quote number	: 2025 Bulk Rates		
No. of samples received	: 48		
No. of samples analysed	: 47		

This report is automatically generated by the ALS LIMS (Laboratory Information Management System) through evaluation of Quality Control (QC) results and other QA parameters associated with this submission, and is intended to facilitate rapid data validation by auditors or reviewers. The report highlights any exceptions and outliers to ALS Data Quality Objectives, provides holding time details and exceptions, summarizes QC sample frequencies, and lists applicable methodology references and summaries.

Key

Anonymous: Refers to samples which are not part of this work order, but which formed part of the QC process lot.
CAS Number: Chemical Abstracts Service number is a unique identifier assigned to discrete substances.
DQO: Data Quality Objective.
LOR: Limit of Reporting (detection limit).
RPD: Relative Percent Difference.

Workorder Comments

Holding times are displayed as "---" if no guidance exists from CCME, Canadian provinces, or broadly recognized international references.

Summary of Outliers

Outliers : Quality Control Samples

- No Method Blank value outliers occur.
- No Matrix Spike outliers occur.
- Duplicate outliers occur - please see following pages for full details.
- Laboratory Control Sample (LCS) outliers occur - please see following pages for full details.
- Test sample Surrogate recovery outliers exist for all regular sample matrices - please see following pages for full details.

Outliers: Reference Material (RM) Samples

- No Reference Material (RM) Sample outliers occur.

Outliers : Analysis Holding Time Compliance (Breaches)

- Analysis Holding Time Outliers exist - please see following pages for full details.

Outliers : Frequency of Quality Control Samples

- Quality Control Sample Frequency Outliers occur - please see following pages for full details.

Outliers : Quality Control Samples

Duplicates, Method Blanks, Laboratory Control Samples and Matrix Spikes

Matrix: **Soil/Solid**

Analyte Group	Laboratory sample ID	Client/Ref Sample ID	Analyte	CAS Number	Method	Result	Limits	Comment
Duplicate (DUP) RPDs								
Speciated Metals	WT2533107-044	BH25-06 SA2-DUP	Chromium, hexavalent [Cr VI]	18540-29-9	E532	98.2 % DUP-H	35%	Duplicate RPD does not meet the DQO for this test.

Result Qualifiers

Qualifier	Description
DUP-H	*Duplicate results outside ALS DQO, due to sample heterogeneity.*

Laboratory Control Sample (LCS) Recoveries								
Metals	QC-MRG2-2343778 002	----	Silver	7440-22-4	E440C	73.1 % RRQC	80.0-120%	Recovery less than lower control limit
Metals	QC-MRG2-2344579 002	----	Silver	7440-22-4	E440C	75.7 % MES	80.0-120%	Recovery less than lower control limit
Metals	QC-MRG2-2347494 002	----	Silver	7440-22-4	E440C	60.6 % RRQC	80.0-120%	Recovery less than lower control limit

Result Qualifiers

Qualifier	Description
MES	*Data Quality Objective was marginally exceeded (by < 10% absolute) for < 10% of analytes in a Multi-Element Scan / Multi-Parameter Scan (considered acceptable as per OMOE & CCME).*
RRQC	*Refer to report comments for information regarding this QC result.*

Regular Sample Surrogates

Sub-Matrix: **Soil**

Analyte Group	Laboratory sample ID	Client/Ref Sample ID	Analyte	CAS Number	Result	Limits	Comment
Samples Submitted							
Hydrocarbons Surrogates	WT2533107-018	BH25-09 SA2	Dichlorotoluene, 3,4-	95-75-0	59.0 %	60.0-140 %	Recovery less than lower data quality objective
Volatile Organic Compounds Surrogates	WT2533107-023	BH25-10 SA2	Bromofluorobenzene, 4-	460-00-4	142 %	50.0-140 %	Recovery greater than upper data quality objective
Volatile Organic Compounds Surrogates	WT2533107-027	BH25-11 SA1	Bromofluorobenzene, 4-	460-00-4	144 %	50.0-140 %	Recovery greater than upper data quality objective
Volatile Organic Compounds Surrogates	WT2533107-027	BH25-11 SA1	Difluorobenzene, 1,4-	540-36-3	146 %	50.0-140 %	Recovery greater than upper data quality objective

Analysis Holding Time Compliance

This report summarizes extraction / preparation and analysis times and compares each with ALS recommended holding times, which are selected to meet known provincial and /or federal requirements. In the absence of regulatory hold times, ALS establishes recommendations based on guidelines published by organizations such as CCME, US EPA, APHA Standard Methods, ASTM, or Environment Canada (where available). Dates and holding times reported below represent the first dates of extraction or analysis. If subsequent tests or dilutions exceeded holding times, qualifiers are added (refer to COA).

If samples are identified below as having been analyzed or extracted outside of recommended holding times, measurement uncertainties may be increased, and this should be taken into consideration when interpreting results.

Where actual sampling date is not provided on the chain of custody, the date of receipt with time at 00:00 is used for calculation purposes.

Where only the sample date without time is provided on the chain of custody, the sampling date at 00:00 is used for calculation purposes.

Matrix: **Soil/Solid**

Evaluation: × = Holding time exceedance ; ✓ = Within Holding Time

Analyte Group : Analytical Method / Container / Client Sample ID(s)	Method	Sampling Date	Extraction / Preparation				Analysis			
			Preparation Date	Holding Times Rec	Holding Times Actual	Eval	Analysis Date	Holding Times Rec	Holding Times Actual	Eval
Cyanides : WAD Cyanide (0.01M NaOH Extraction)										
Glass soil jar/Teflon lined cap [ON MECP] BH25-06 SA2-DUP	E336A	10-Nov-2025	21-Nov-2025	14 days	11 days	✓	24-Nov-2025	14 days	3 days	✓
Cyanides : WAD Cyanide (0.01M NaOH Extraction)										
Glass soil jar/Teflon lined cap [ON MECP] DUP-02	E336A	10-Nov-2025	21-Nov-2025	14 days	12 days	✓	24-Nov-2025	14 days	3 days	✓
Cyanides : WAD Cyanide (0.01M NaOH Extraction)										
Glass soil jar/Teflon lined cap [ON MECP] DUP-04	E336A	10-Nov-2025	21-Nov-2025	14 days	12 days	✓	24-Nov-2025	14 days	3 days	✓
Cyanides : WAD Cyanide (0.01M NaOH Extraction)										
Glass soil jar/Teflon lined cap [ON MECP] BH25-06-SS6 DUP	E336A	10-Nov-2025	26-Nov-2025	14 days	15 days	× EHT	28-Nov-2025	14 days	2 days	✓
Cyanides : WAD Cyanide (0.01M NaOH Extraction)										
Glass soil jar/Teflon lined cap [ON MECP] BH25-04 SA2	E336A	11-Nov-2025	19-Nov-2025	14 days	8 days	✓	21-Nov-2025	14 days	2 days	✓
Cyanides : WAD Cyanide (0.01M NaOH Extraction)										
Glass soil jar/Teflon lined cap [ON MECP] BH25-05 SA1	E336A	11-Nov-2025	19-Nov-2025	14 days	8 days	✓	21-Nov-2025	14 days	2 days	✓
Cyanides : WAD Cyanide (0.01M NaOH Extraction)										
Glass soil jar/Teflon lined cap [ON MECP] BH25-05 SA6	E336A	11-Nov-2025	19-Nov-2025	14 days	8 days	✓	21-Nov-2025	14 days	2 days	✓

Matrix: **Soil/Solid**

Evaluation: × = Holding time exceedance ; ✓ = Within Holding Time

Analyte Group : Analytical Method / Container / Client Sample ID(s)	Method	Sampling Date	Extraction / Preparation				Analysis			
			Preparation Date	Holding Times Rec	Holding Times Actual	Eval	Analysis Date	Holding Times Rec	Holding Times Actual	Eval
Cyanides : WAD Cyanide (0.01M NaOH Extraction)										
Glass soil jar/Teflon lined cap [ON MECP] BH25-06 SA2	E336A	11-Nov-2025	19-Nov-2025	14 days	8 days	✓	21-Nov-2025	14 days	2 days	✓
Cyanides : WAD Cyanide (0.01M NaOH Extraction)										
Glass soil jar/Teflon lined cap [ON MECP] BH25-05 SA6-DUP	E336A	10-Nov-2025	19-Nov-2025	14 days	9 days	✓	21-Nov-2025	14 days	2 days	✓
Cyanides : WAD Cyanide (0.01M NaOH Extraction)										
Glass soil jar/Teflon lined cap [ON MECP] BH25-07 SA1	E336A	10-Nov-2025	19-Nov-2025	14 days	9 days	✓	21-Nov-2025	14 days	2 days	✓
Cyanides : WAD Cyanide (0.01M NaOH Extraction)										
Glass soil jar/Teflon lined cap [ON MECP] BH25-07 SA2	E336A	10-Nov-2025	19-Nov-2025	14 days	9 days	✓	21-Nov-2025	14 days	2 days	✓
Cyanides : WAD Cyanide (0.01M NaOH Extraction)										
Glass soil jar/Teflon lined cap [ON MECP] BH25-07 SA3	E336A	10-Nov-2025	19-Nov-2025	14 days	9 days	✓	21-Nov-2025	14 days	2 days	✓
Cyanides : WAD Cyanide (0.01M NaOH Extraction)										
Glass soil jar/Teflon lined cap [ON MECP] BH25-07 SA4	E336A	10-Nov-2025	19-Nov-2025	14 days	9 days	✓	21-Nov-2025	14 days	2 days	✓
Cyanides : WAD Cyanide (0.01M NaOH Extraction)										
Glass soil jar/Teflon lined cap [ON MECP] BH25-07 SA5	E336A	10-Nov-2025	19-Nov-2025	14 days	9 days	✓	21-Nov-2025	14 days	2 days	✓
Cyanides : WAD Cyanide (0.01M NaOH Extraction)										
Glass soil jar/Teflon lined cap [ON MECP] BH25-08 SA1	E336A	10-Nov-2025	19-Nov-2025	14 days	9 days	✓	21-Nov-2025	14 days	2 days	✓
Cyanides : WAD Cyanide (0.01M NaOH Extraction)										
Glass soil jar/Teflon lined cap [ON MECP] BH25-08 SA2	E336A	10-Nov-2025	19-Nov-2025	14 days	9 days	✓	21-Nov-2025	14 days	2 days	✓

Matrix: **Soil/Solid**

Evaluation: × = Holding time exceedance ; ✓ = Within Holding Time

Analyte Group : Analytical Method / Container / Client Sample ID(s)	Method	Sampling Date	Extraction / Preparation				Analysis			
			Preparation Date	Holding Times Rec	Holding Times Actual	Eval	Analysis Date	Holding Times Rec	Holding Times Actual	Eval
Cyanides : WAD Cyanide (0.01M NaOH Extraction)										
Glass soil jar/Teflon lined cap [ON MECP] BH25-08 SA3	E336A	10-Nov-2025	19-Nov-2025	14 days	9 days	✓	21-Nov-2025	14 days	2 days	✓
Cyanides : WAD Cyanide (0.01M NaOH Extraction)										
Glass soil jar/Teflon lined cap [ON MECP] BH25-08 SA4	E336A	10-Nov-2025	19-Nov-2025	14 days	9 days	✓	21-Nov-2025	14 days	2 days	✓
Cyanides : WAD Cyanide (0.01M NaOH Extraction)										
Glass soil jar/Teflon lined cap [ON MECP] BH25-08 SA5	E336A	10-Nov-2025	19-Nov-2025	14 days	9 days	✓	21-Nov-2025	14 days	2 days	✓
Cyanides : WAD Cyanide (0.01M NaOH Extraction)										
Glass soil jar/Teflon lined cap [ON MECP] BH25-09 SA1	E336A	10-Nov-2025	19-Nov-2025	14 days	9 days	✓	21-Nov-2025	14 days	2 days	✓
Cyanides : WAD Cyanide (0.01M NaOH Extraction)										
Glass soil jar/Teflon lined cap [ON MECP] BH25-09 SA2	E336A	10-Nov-2025	19-Nov-2025	14 days	9 days	✓	21-Nov-2025	14 days	2 days	✓
Cyanides : WAD Cyanide (0.01M NaOH Extraction)										
Glass soil jar/Teflon lined cap [ON MECP] BH25-09 SA3	E336A	10-Nov-2025	19-Nov-2025	14 days	9 days	✓	21-Nov-2025	14 days	2 days	✓
Cyanides : WAD Cyanide (0.01M NaOH Extraction)										
Glass soil jar/Teflon lined cap [ON MECP] BH25-09 SA4	E336A	10-Nov-2025	19-Nov-2025	14 days	9 days	✓	21-Nov-2025	14 days	2 days	✓
Cyanides : WAD Cyanide (0.01M NaOH Extraction)										
Glass soil jar/Teflon lined cap [ON MECP] BH25-09 SA5	E336A	10-Nov-2025	19-Nov-2025	14 days	9 days	✓	21-Nov-2025	14 days	2 days	✓
Cyanides : WAD Cyanide (0.01M NaOH Extraction)										
Glass soil jar/Teflon lined cap [ON MECP] BH25-10 SA1	E336A	10-Nov-2025	19-Nov-2025	14 days	9 days	✓	21-Nov-2025	14 days	2 days	✓

Matrix: **Soil/Solid**

Evaluation: × = Holding time exceedance ; ✓ = Within Holding Time

Analyte Group : Analytical Method / Container / Client Sample ID(s)	Method	Sampling Date	Extraction / Preparation				Analysis			
			Preparation Date	Holding Times Rec	Holding Times Actual	Eval	Analysis Date	Holding Times Rec	Holding Times Actual	Eval
Cyanides : WAD Cyanide (0.01M NaOH Extraction)										
Glass soil jar/Teflon lined cap [ON MECP] BH25-10 SA2	E336A	10-Nov-2025	19-Nov-2025	14 days	9 days	✓	21-Nov-2025	14 days	2 days	✓
Cyanides : WAD Cyanide (0.01M NaOH Extraction)										
Glass soil jar/Teflon lined cap [ON MECP] BH25-10 SA3	E336A	10-Nov-2025	19-Nov-2025	14 days	9 days	✓	21-Nov-2025	14 days	2 days	✓
Cyanides : WAD Cyanide (0.01M NaOH Extraction)										
Glass soil jar/Teflon lined cap [ON MECP] BH25-10 SA4	E336A	10-Nov-2025	19-Nov-2025	14 days	9 days	✓	21-Nov-2025	14 days	2 days	✓
Cyanides : WAD Cyanide (0.01M NaOH Extraction)										
Glass soil jar/Teflon lined cap [ON MECP] BH25-10 SA5	E336A	10-Nov-2025	19-Nov-2025	14 days	9 days	✓	21-Nov-2025	14 days	2 days	✓
Cyanides : WAD Cyanide (0.01M NaOH Extraction)										
Glass soil jar/Teflon lined cap [ON MECP] BH25-11 SA1	E336A	10-Nov-2025	19-Nov-2025	14 days	9 days	✓	21-Nov-2025	14 days	2 days	✓
Cyanides : WAD Cyanide (0.01M NaOH Extraction)										
Glass soil jar/Teflon lined cap [ON MECP] BH25-11 SA2	E336A	10-Nov-2025	19-Nov-2025	14 days	9 days	✓	21-Nov-2025	14 days	2 days	✓
Cyanides : WAD Cyanide (0.01M NaOH Extraction)										
Glass soil jar/Teflon lined cap [ON MECP] BH25-11 SA3	E336A	10-Nov-2025	19-Nov-2025	14 days	9 days	✓	21-Nov-2025	14 days	2 days	✓
Cyanides : WAD Cyanide (0.01M NaOH Extraction)										
Glass soil jar/Teflon lined cap [ON MECP] BH25-11 SA4	E336A	10-Nov-2025	19-Nov-2025	14 days	9 days	✓	21-Nov-2025	14 days	2 days	✓
Cyanides : WAD Cyanide (0.01M NaOH Extraction)										
Glass soil jar/Teflon lined cap [ON MECP] BH25-11 SA5	E336A	10-Nov-2025	19-Nov-2025	14 days	9 days	✓	21-Nov-2025	14 days	2 days	✓

Matrix: **Soil/Solid**

Evaluation: × = Holding time exceedance ; ✓ = Within Holding Time

Analyte Group : Analytical Method / Container / Client Sample ID(s)	Method	Sampling Date	Extraction / Preparation				Analysis			
			Preparation Date	Holding Times Rec	Holding Times Actual	Eval	Analysis Date	Holding Times Rec	Holding Times Actual	Eval
Cyanides : WAD Cyanide (0.01M NaOH Extraction)										
Glass soil jar/Teflon lined cap [ON MECP] BH25-12 SA1	E336A	10-Nov-2025	19-Nov-2025	14 days	9 days	✓	21-Nov-2025	14 days	2 days	✓
Cyanides : WAD Cyanide (0.01M NaOH Extraction)										
Glass soil jar/Teflon lined cap [ON MECP] BH25-12 SA2	E336A	10-Nov-2025	19-Nov-2025	14 days	9 days	✓	21-Nov-2025	14 days	2 days	✓
Cyanides : WAD Cyanide (0.01M NaOH Extraction)										
Glass soil jar/Teflon lined cap [ON MECP] BH25-12 SA3	E336A	10-Nov-2025	19-Nov-2025	14 days	9 days	✓	21-Nov-2025	14 days	2 days	✓
Cyanides : WAD Cyanide (0.01M NaOH Extraction)										
Glass soil jar/Teflon lined cap [ON MECP] BH25-12 SA4	E336A	10-Nov-2025	19-Nov-2025	14 days	9 days	✓	21-Nov-2025	14 days	2 days	✓
Cyanides : WAD Cyanide (0.01M NaOH Extraction)										
Glass soil jar/Teflon lined cap [ON MECP] BH25-12 SA5	E336A	10-Nov-2025	19-Nov-2025	14 days	9 days	✓	21-Nov-2025	14 days	2 days	✓
Cyanides : WAD Cyanide (0.01M NaOH Extraction)										
Glass soil jar/Teflon lined cap [ON MECP] BH25-13 SA1	E336A	10-Nov-2025	19-Nov-2025	14 days	9 days	✓	21-Nov-2025	14 days	2 days	✓
Cyanides : WAD Cyanide (0.01M NaOH Extraction)										
Glass soil jar/Teflon lined cap [ON MECP] BH25-13 SA2	E336A	10-Nov-2025	19-Nov-2025	14 days	9 days	✓	21-Nov-2025	14 days	2 days	✓
Cyanides : WAD Cyanide (0.01M NaOH Extraction)										
Glass soil jar/Teflon lined cap [ON MECP] BH25-13 SA3	E336A	10-Nov-2025	19-Nov-2025	14 days	9 days	✓	21-Nov-2025	14 days	2 days	✓
Cyanides : WAD Cyanide (0.01M NaOH Extraction)										
Glass soil jar/Teflon lined cap [ON MECP] BH25-13 SA4	E336A	10-Nov-2025	19-Nov-2025	14 days	9 days	✓	21-Nov-2025	14 days	2 days	✓

Matrix: **Soil/Solid**

Evaluation: × = Holding time exceedance ; ✓ = Within Holding Time

Analyte Group : Analytical Method / Container / Client Sample ID(s)	Method	Sampling Date	Extraction / Preparation				Analysis			
			Preparation Date	Holding Times Rec	Holding Times Actual	Eval	Analysis Date	Holding Times Rec	Holding Times Actual	Eval
Cyanides : WAD Cyanide (0.01M NaOH Extraction)										
Glass soil jar/Teflon lined cap [ON MECP]										
BH25-13 SA5	E336A	10-Nov-2025	19-Nov-2025	14 days	9 days	✓	21-Nov-2025	14 days	2 days	✓
Hydrocarbons : CCME PHC - F1 by Headspace GC-FID										
Glass soil methanol vial [ON MECP]										
BH25-12 SA3	E581.F1	10-Nov-2025	20-Nov-2025	14 days	10 days	✓	20-Nov-2025	40 days	0 days	✓
Hydrocarbons : CCME PHC - F1 by Headspace GC-FID										
Glass soil methanol vial [ON MECP]										
BH25-12 SA4	E581.F1	10-Nov-2025	20-Nov-2025	14 days	10 days	✓	20-Nov-2025	40 days	0 days	✓
Hydrocarbons : CCME PHC - F1 by Headspace GC-FID										
Glass soil methanol vial [ON MECP]										
BH25-13 SA3	E581.F1	10-Nov-2025	20-Nov-2025	14 days	10 days	✓	20-Nov-2025	40 days	0 days	✓
Hydrocarbons : CCME PHC - F1 by Headspace GC-FID										
Glass soil methanol vial [ON MECP]										
BH25-13 SA4	E581.F1	10-Nov-2025	20-Nov-2025	14 days	10 days	✓	20-Nov-2025	40 days	0 days	✓
Hydrocarbons : CCME PHC - F1 by Headspace GC-FID										
Glass soil methanol vial [ON MECP]										
BH25-13 SA5	E581.F1	10-Nov-2025	20-Nov-2025	14 days	10 days	✓	20-Nov-2025	40 days	0 days	✓
Hydrocarbons : CCME PHC - F1 by Headspace GC-FID										
Glass soil methanol vial [ON MECP]										
DUP-02	E581.F1	10-Nov-2025	19-Nov-2025	14 days	10 days	✓	20-Nov-2025	40 days	1 days	✓
Hydrocarbons : CCME PHC - F1 by Headspace GC-FID										
Glass soil methanol vial [ON MECP]										
DUP-04	E581.F1	10-Nov-2025	19-Nov-2025	14 days	10 days	✓	20-Nov-2025	40 days	1 days	✓
Hydrocarbons : CCME PHC - F1 by Headspace GC-FID										
Glass soil methanol vial [ON MECP]										
BH25-06-SS6 DUP	E581.F1	10-Nov-2025	24-Nov-2025	14 days	14 days	✓	25-Nov-2025	40 days	0 days	✓

Matrix: **Soil/Solid**

Evaluation: × = Holding time exceedance ; ✓ = Within Holding Time

Analyte Group : Analytical Method / Container / Client Sample ID(s)	Method	Sampling Date	Extraction / Preparation				Analysis			
			Preparation Date	Holding Times Rec	Holding Times Actual	Eval	Analysis Date	Holding Times Rec	Holding Times Actual	Eval
Hydrocarbons : CCME PHC - F1 by Headspace GC-FID										
Glass soil methanol vial [ON MECP] BH25-12 SA1	E581.F1	10-Nov-2025	24-Nov-2025	14 days	14 days	✓	25-Nov-2025	40 days	0 days	✓
Hydrocarbons : CCME PHC - F1 by Headspace GC-FID										
Glass soil methanol vial [ON MECP] BH25-12 SA5	E581.F1	10-Nov-2025	25-Nov-2025	14 days	14 days	✓	25-Nov-2025	40 days	0 days	✓
Hydrocarbons : CCME PHC - F1 by Headspace GC-FID										
Glass soil methanol vial [ON MECP] BH25-13 SA1	E581.F1	10-Nov-2025	24-Nov-2025	14 days	14 days	✓	25-Nov-2025	40 days	0 days	✓
Hydrocarbons : CCME PHC - F1 by Headspace GC-FID										
Glass soil methanol vial [ON MECP] BH25-04 SA2	E581.F1	11-Nov-2025	19-Nov-2025	14 days	8 days	✓	20-Nov-2025	40 days	1 days	✓
Hydrocarbons : CCME PHC - F1 by Headspace GC-FID										
Glass soil methanol vial [ON MECP] BH25-04 SA5	E581.F1	11-Nov-2025	19-Nov-2025	14 days	8 days	✓	20-Nov-2025	40 days	1 days	✓
Hydrocarbons : CCME PHC - F1 by Headspace GC-FID										
Glass soil methanol vial [ON MECP] BH25-05 SA1	E581.F1	11-Nov-2025	19-Nov-2025	14 days	8 days	✓	20-Nov-2025	40 days	1 days	✓
Hydrocarbons : CCME PHC - F1 by Headspace GC-FID										
Glass soil methanol vial [ON MECP] BH25-05 SA6	E581.F1	11-Nov-2025	19-Nov-2025	14 days	8 days	✓	20-Nov-2025	40 days	1 days	✓
Hydrocarbons : CCME PHC - F1 by Headspace GC-FID										
Glass soil methanol vial [ON MECP] BH25-06 SA2	E581.F1	11-Nov-2025	19-Nov-2025	14 days	8 days	✓	20-Nov-2025	40 days	1 days	✓
Hydrocarbons : CCME PHC - F1 by Headspace GC-FID										
Glass soil methanol vial [ON MECP] BH25-06 SA6	E581.F1	11-Nov-2025	19-Nov-2025	14 days	8 days	✓	20-Nov-2025	40 days	1 days	✓

Matrix: **Soil/Solid**

Evaluation: × = Holding time exceedance ; ✓ = Within Holding Time

Analyte Group : Analytical Method / Container / Client Sample ID(s)	Method	Sampling Date	Extraction / Preparation				Analysis			
			Preparation Date	Holding Times Rec	Holding Times Actual	Eval	Analysis Date	Holding Times Rec	Holding Times Actual	Eval
Hydrocarbons : CCME PHC - F1 by Headspace GC-FID										
Glass soil methanol vial [ON MECP]										
BH25-05 SA6-DUP	E581.F1	10-Nov-2025	19-Nov-2025	14 days	9 days	✓	20-Nov-2025	40 days	1 days	✓
Hydrocarbons : CCME PHC - F1 by Headspace GC-FID										
Glass soil methanol vial [ON MECP]										
BH25-06 SA2-DUP	E581.F1	10-Nov-2025	19-Nov-2025	14 days	9 days	✓	20-Nov-2025	40 days	1 days	✓
Hydrocarbons : CCME PHC - F1 by Headspace GC-FID										
Glass soil methanol vial [ON MECP]										
BH25-07 SA1	E581.F1	10-Nov-2025	19-Nov-2025	14 days	9 days	✓	20-Nov-2025	40 days	1 days	✓
Hydrocarbons : CCME PHC - F1 by Headspace GC-FID										
Glass soil methanol vial [ON MECP]										
BH25-07 SA2	E581.F1	10-Nov-2025	19-Nov-2025	14 days	9 days	✓	20-Nov-2025	40 days	1 days	✓
Hydrocarbons : CCME PHC - F1 by Headspace GC-FID										
Glass soil methanol vial [ON MECP]										
BH25-07 SA3	E581.F1	10-Nov-2025	19-Nov-2025	14 days	9 days	✓	20-Nov-2025	40 days	1 days	✓
Hydrocarbons : CCME PHC - F1 by Headspace GC-FID										
Glass soil methanol vial [ON MECP]										
BH25-07 SA4	E581.F1	10-Nov-2025	19-Nov-2025	14 days	9 days	✓	20-Nov-2025	40 days	1 days	✓
Hydrocarbons : CCME PHC - F1 by Headspace GC-FID										
Glass soil methanol vial [ON MECP]										
BH25-07 SA5	E581.F1	10-Nov-2025	19-Nov-2025	14 days	9 days	✓	20-Nov-2025	40 days	1 days	✓
Hydrocarbons : CCME PHC - F1 by Headspace GC-FID										
Glass soil methanol vial [ON MECP]										
BH25-08 SA1	E581.F1	10-Nov-2025	19-Nov-2025	14 days	9 days	✓	20-Nov-2025	40 days	1 days	✓
Hydrocarbons : CCME PHC - F1 by Headspace GC-FID										
Glass soil methanol vial [ON MECP]										
BH25-08 SA2	E581.F1	10-Nov-2025	19-Nov-2025	14 days	9 days	✓	20-Nov-2025	40 days	1 days	✓

Matrix: **Soil/Solid**

Evaluation: × = Holding time exceedance ; ✓ = Within Holding Time

Analyte Group : Analytical Method / Container / Client Sample ID(s)	Method	Sampling Date	Extraction / Preparation				Analysis			
			Preparation Date	Holding Times Rec	Holding Times Actual	Eval	Analysis Date	Holding Times Rec	Holding Times Actual	Eval
Hydrocarbons : CCME PHC - F1 by Headspace GC-FID										
Glass soil methanol vial [ON MECP] BH25-08 SA3	E581.F1	10-Nov-2025	19-Nov-2025	14 days	9 days	✓	20-Nov-2025	40 days	1 days	✓
Hydrocarbons : CCME PHC - F1 by Headspace GC-FID										
Glass soil methanol vial [ON MECP] BH25-08 SA4	E581.F1	10-Nov-2025	19-Nov-2025	14 days	9 days	✓	20-Nov-2025	40 days	1 days	✓
Hydrocarbons : CCME PHC - F1 by Headspace GC-FID										
Glass soil methanol vial [ON MECP] BH25-08 SA5	E581.F1	10-Nov-2025	19-Nov-2025	14 days	9 days	✓	20-Nov-2025	40 days	1 days	✓
Hydrocarbons : CCME PHC - F1 by Headspace GC-FID										
Glass soil methanol vial [ON MECP] BH25-09 SA1	E581.F1	10-Nov-2025	19-Nov-2025	14 days	9 days	✓	20-Nov-2025	40 days	1 days	✓
Hydrocarbons : CCME PHC - F1 by Headspace GC-FID										
Glass soil methanol vial [ON MECP] BH25-09 SA2	E581.F1	10-Nov-2025	19-Nov-2025	14 days	9 days	✓	20-Nov-2025	40 days	1 days	✓
Hydrocarbons : CCME PHC - F1 by Headspace GC-FID										
Glass soil methanol vial [ON MECP] BH25-09 SA3	E581.F1	10-Nov-2025	19-Nov-2025	14 days	9 days	✓	20-Nov-2025	40 days	1 days	✓
Hydrocarbons : CCME PHC - F1 by Headspace GC-FID										
Glass soil methanol vial [ON MECP] BH25-09 SA4	E581.F1	10-Nov-2025	19-Nov-2025	14 days	9 days	✓	20-Nov-2025	40 days	1 days	✓
Hydrocarbons : CCME PHC - F1 by Headspace GC-FID										
Glass soil methanol vial [ON MECP] BH25-09 SA5	E581.F1	10-Nov-2025	19-Nov-2025	14 days	9 days	✓	20-Nov-2025	40 days	1 days	✓
Hydrocarbons : CCME PHC - F1 by Headspace GC-FID										
Glass soil methanol vial [ON MECP] BH25-10 SA1	E581.F1	10-Nov-2025	19-Nov-2025	14 days	9 days	✓	20-Nov-2025	40 days	1 days	✓

Matrix: **Soil/Solid**

Evaluation: × = Holding time exceedance ; ✓ = Within Holding Time

Analyte Group : Analytical Method / Container / Client Sample ID(s)	Method	Sampling Date	Extraction / Preparation				Analysis			
			Preparation Date	Holding Times Rec	Holding Times Actual	Eval	Analysis Date	Holding Times Rec	Holding Times Actual	Eval
Hydrocarbons : CCME PHC - F1 by Headspace GC-FID										
Glass soil methanol vial [ON MECP] BH25-10 SA2	E581.F1	10-Nov-2025	19-Nov-2025	14 days	9 days	✓	20-Nov-2025	40 days	1 days	✓
Hydrocarbons : CCME PHC - F1 by Headspace GC-FID										
Glass soil methanol vial [ON MECP] BH25-10 SA3	E581.F1	10-Nov-2025	19-Nov-2025	14 days	9 days	✓	20-Nov-2025	40 days	1 days	✓
Hydrocarbons : CCME PHC - F1 by Headspace GC-FID										
Glass soil methanol vial [ON MECP] BH25-10 SA4	E581.F1	10-Nov-2025	19-Nov-2025	14 days	9 days	✓	20-Nov-2025	40 days	1 days	✓
Hydrocarbons : CCME PHC - F1 by Headspace GC-FID										
Glass soil methanol vial [ON MECP] BH25-10 SA5	E581.F1	10-Nov-2025	19-Nov-2025	14 days	9 days	✓	20-Nov-2025	40 days	1 days	✓
Hydrocarbons : CCME PHC - F1 by Headspace GC-FID										
Glass soil methanol vial [ON MECP] BH25-11 SA1	E581.F1	10-Nov-2025	19-Nov-2025	14 days	9 days	✓	20-Nov-2025	40 days	1 days	✓
Hydrocarbons : CCME PHC - F1 by Headspace GC-FID										
Glass soil methanol vial [ON MECP] BH25-11 SA2	E581.F1	10-Nov-2025	19-Nov-2025	14 days	9 days	✓	20-Nov-2025	40 days	1 days	✓
Hydrocarbons : CCME PHC - F1 by Headspace GC-FID										
Glass soil methanol vial [ON MECP] BH25-11 SA3	E581.F1	10-Nov-2025	19-Nov-2025	14 days	9 days	✓	20-Nov-2025	40 days	1 days	✓
Hydrocarbons : CCME PHC - F1 by Headspace GC-FID										
Glass soil methanol vial [ON MECP] BH25-11 SA4	E581.F1	10-Nov-2025	19-Nov-2025	14 days	9 days	✓	20-Nov-2025	40 days	1 days	✓
Hydrocarbons : CCME PHC - F1 by Headspace GC-FID										
Glass soil methanol vial [ON MECP] BH25-11 SA5	E581.F1	10-Nov-2025	19-Nov-2025	14 days	9 days	✓	20-Nov-2025	40 days	1 days	✓

Matrix: **Soil/Solid**

Evaluation: × = Holding time exceedance ; ✓ = Within Holding Time

Analyte Group : Analytical Method / Container / Client Sample ID(s)	Method	Sampling Date	Extraction / Preparation				Analysis			
			Preparation Date	Holding Times Rec	Holding Times Actual	Eval	Analysis Date	Holding Times Rec	Holding Times Actual	Eval
Hydrocarbons : CCME PHC - F1 by Headspace GC-FID										
Glass soil methanol vial [ON MECP] BH25-12 SA2	E581.F1	10-Nov-2025	19-Nov-2025	14 days	9 days	✓	20-Nov-2025	40 days	1 days	✓
Hydrocarbons : CCME PHC - F1 by Headspace GC-FID										
Glass soil methanol vial [ON MECP] BH25-13 SA2	E581.F1	10-Nov-2025	19-Nov-2025	14 days	9 days	✓	20-Nov-2025	40 days	1 days	✓
Hydrocarbons : CCME PHCs - F2-F4 by GC-FID (Low Level)										
Glass soil jar/Teflon lined cap [ON MECP] BH25-04 SA2	E601.SG-L	11-Nov-2025	21-Nov-2025	14 days	10 days	✓	22-Nov-2025	40 days	1 days	✓
Hydrocarbons : CCME PHCs - F2-F4 by GC-FID (Low Level)										
Glass soil jar/Teflon lined cap [ON MECP] BH25-04 SA5	E601.SG-L	11-Nov-2025	21-Nov-2025	14 days	10 days	✓	22-Nov-2025	40 days	1 days	✓
Hydrocarbons : CCME PHCs - F2-F4 by GC-FID (Low Level)										
Glass soil jar/Teflon lined cap [ON MECP] BH25-05 SA1	E601.SG-L	11-Nov-2025	21-Nov-2025	14 days	10 days	✓	22-Nov-2025	40 days	1 days	✓
Hydrocarbons : CCME PHCs - F2-F4 by GC-FID (Low Level)										
Glass soil jar/Teflon lined cap [ON MECP] BH25-05 SA6	E601.SG-L	11-Nov-2025	21-Nov-2025	14 days	10 days	✓	22-Nov-2025	40 days	1 days	✓
Hydrocarbons : CCME PHCs - F2-F4 by GC-FID (Low Level)										
Glass soil jar/Teflon lined cap [ON MECP] BH25-06 SA2	E601.SG-L	11-Nov-2025	21-Nov-2025	14 days	10 days	✓	22-Nov-2025	40 days	1 days	✓
Hydrocarbons : CCME PHCs - F2-F4 by GC-FID (Low Level)										
Glass soil jar/Teflon lined cap [ON MECP] BH25-06 SA6	E601.SG-L	11-Nov-2025	21-Nov-2025	14 days	10 days	✓	22-Nov-2025	40 days	1 days	✓
Hydrocarbons : CCME PHCs - F2-F4 by GC-FID (Low Level)										
Glass soil jar/Teflon lined cap [ON MECP] BH25-05 SA6-DUP	E601.SG-L	10-Nov-2025	21-Nov-2025	14 days	11 days	✓	22-Nov-2025	40 days	1 days	✓

Matrix: **Soil/Solid**

Evaluation: × = Holding time exceedance ; ✓ = Within Holding Time

Analyte Group : Analytical Method / Container / Client Sample ID(s)	Method	Sampling Date	Extraction / Preparation				Analysis			
			Preparation Date	Holding Times Rec	Holding Times Actual	Eval	Analysis Date	Holding Times Rec	Holding Times Actual	Eval
Hydrocarbons : CCME PHCs - F2-F4 by GC-FID (Low Level)										
Glass soil jar/Teflon lined cap [ON MECP] BH25-07 SA1	E601.SG-L	10-Nov-2025	21-Nov-2025	14 days	11 days	✓	22-Nov-2025	40 days	1 days	✓
Hydrocarbons : CCME PHCs - F2-F4 by GC-FID (Low Level)										
Glass soil jar/Teflon lined cap [ON MECP] BH25-07 SA2	E601.SG-L	10-Nov-2025	21-Nov-2025	14 days	11 days	✓	22-Nov-2025	40 days	1 days	✓
Hydrocarbons : CCME PHCs - F2-F4 by GC-FID (Low Level)										
Glass soil jar/Teflon lined cap [ON MECP] BH25-07 SA3	E601.SG-L	10-Nov-2025	21-Nov-2025	14 days	11 days	✓	22-Nov-2025	40 days	1 days	✓
Hydrocarbons : CCME PHCs - F2-F4 by GC-FID (Low Level)										
Glass soil jar/Teflon lined cap [ON MECP] BH25-07 SA4	E601.SG-L	10-Nov-2025	21-Nov-2025	14 days	11 days	✓	22-Nov-2025	40 days	1 days	✓
Hydrocarbons : CCME PHCs - F2-F4 by GC-FID (Low Level)										
Glass soil jar/Teflon lined cap [ON MECP] BH25-07 SA5	E601.SG-L	10-Nov-2025	21-Nov-2025	14 days	11 days	✓	22-Nov-2025	40 days	1 days	✓
Hydrocarbons : CCME PHCs - F2-F4 by GC-FID (Low Level)										
Glass soil jar/Teflon lined cap [ON MECP] BH25-08 SA1	E601.SG-L	10-Nov-2025	21-Nov-2025	14 days	11 days	✓	22-Nov-2025	40 days	1 days	✓
Hydrocarbons : CCME PHCs - F2-F4 by GC-FID (Low Level)										
Glass soil jar/Teflon lined cap [ON MECP] BH25-08 SA2	E601.SG-L	10-Nov-2025	21-Nov-2025	14 days	11 days	✓	22-Nov-2025	40 days	1 days	✓
Hydrocarbons : CCME PHCs - F2-F4 by GC-FID (Low Level)										
Glass soil jar/Teflon lined cap [ON MECP] BH25-08 SA3	E601.SG-L	10-Nov-2025	21-Nov-2025	14 days	11 days	✓	22-Nov-2025	40 days	1 days	✓
Hydrocarbons : CCME PHCs - F2-F4 by GC-FID (Low Level)										
Glass soil jar/Teflon lined cap [ON MECP] BH25-08 SA4	E601.SG-L	10-Nov-2025	21-Nov-2025	14 days	11 days	✓	22-Nov-2025	40 days	1 days	✓

Matrix: **Soil/Solid**

Evaluation: × = Holding time exceedance ; ✓ = Within Holding Time

Analyte Group : Analytical Method / Container / Client Sample ID(s)	Method	Sampling Date	Extraction / Preparation				Analysis			
			Preparation Date	Holding Times Rec	Holding Times Actual	Eval	Analysis Date	Holding Times Rec	Holding Times Actual	Eval
Hydrocarbons : CCME PHCs - F2-F4 by GC-FID (Low Level)										
Glass soil jar/Teflon lined cap [ON MECP] BH25-08 SA5	E601.SG-L	10-Nov-2025	21-Nov-2025	14 days	11 days	✓	22-Nov-2025	40 days	1 days	✓
Hydrocarbons : CCME PHCs - F2-F4 by GC-FID (Low Level)										
Glass soil jar/Teflon lined cap [ON MECP] BH25-09 SA1	E601.SG-L	10-Nov-2025	21-Nov-2025	14 days	11 days	✓	22-Nov-2025	40 days	1 days	✓
Hydrocarbons : CCME PHCs - F2-F4 by GC-FID (Low Level)										
Glass soil jar/Teflon lined cap [ON MECP] BH25-09 SA2	E601.SG-L	10-Nov-2025	21-Nov-2025	14 days	11 days	✓	22-Nov-2025	40 days	1 days	✓
Hydrocarbons : CCME PHCs - F2-F4 by GC-FID (Low Level)										
Glass soil jar/Teflon lined cap [ON MECP] BH25-09 SA3	E601.SG-L	10-Nov-2025	21-Nov-2025	14 days	11 days	✓	22-Nov-2025	40 days	1 days	✓
Hydrocarbons : CCME PHCs - F2-F4 by GC-FID (Low Level)										
Glass soil jar/Teflon lined cap [ON MECP] BH25-09 SA4	E601.SG-L	10-Nov-2025	21-Nov-2025	14 days	11 days	✓	22-Nov-2025	40 days	1 days	✓
Hydrocarbons : CCME PHCs - F2-F4 by GC-FID (Low Level)										
Glass soil jar/Teflon lined cap [ON MECP] BH25-09 SA5	E601.SG-L	10-Nov-2025	21-Nov-2025	14 days	11 days	✓	22-Nov-2025	40 days	1 days	✓
Hydrocarbons : CCME PHCs - F2-F4 by GC-FID (Low Level)										
Glass soil jar/Teflon lined cap [ON MECP] BH25-10 SA1	E601.SG-L	10-Nov-2025	21-Nov-2025	14 days	11 days	✓	22-Nov-2025	40 days	1 days	✓
Hydrocarbons : CCME PHCs - F2-F4 by GC-FID (Low Level)										
Glass soil jar/Teflon lined cap [ON MECP] BH25-10 SA2	E601.SG-L	10-Nov-2025	21-Nov-2025	14 days	11 days	✓	22-Nov-2025	40 days	1 days	✓
Hydrocarbons : CCME PHCs - F2-F4 by GC-FID (Low Level)										
Glass soil jar/Teflon lined cap [ON MECP] BH25-10 SA3	E601.SG-L	10-Nov-2025	21-Nov-2025	14 days	11 days	✓	22-Nov-2025	40 days	1 days	✓

Matrix: **Soil/Solid**

Evaluation: × = Holding time exceedance ; ✓ = Within Holding Time

Analyte Group : Analytical Method / Container / Client Sample ID(s)	Method	Sampling Date	Extraction / Preparation				Analysis			
			Preparation Date	Holding Times Rec	Holding Times Actual	Eval	Analysis Date	Holding Times Rec	Holding Times Actual	Eval
Hydrocarbons : CCME PHCs - F2-F4 by GC-FID (Low Level)										
Glass soil jar/Teflon lined cap [ON MECP]										
BH25-10 SA4	E601.SG-L	10-Nov-2025	21-Nov-2025	14 days	11 days	✓	22-Nov-2025	40 days	1 days	✓
Hydrocarbons : CCME PHCs - F2-F4 by GC-FID (Low Level)										
Glass soil jar/Teflon lined cap [ON MECP]										
BH25-10 SA5	E601.SG-L	10-Nov-2025	21-Nov-2025	14 days	11 days	✓	22-Nov-2025	40 days	1 days	✓
Hydrocarbons : CCME PHCs - F2-F4 by GC-FID (Low Level)										
Glass soil jar/Teflon lined cap [ON MECP]										
BH25-11 SA1	E601.SG-L	10-Nov-2025	21-Nov-2025	14 days	11 days	✓	22-Nov-2025	40 days	1 days	✓
Hydrocarbons : CCME PHCs - F2-F4 by GC-FID (Low Level)										
Glass soil jar/Teflon lined cap [ON MECP]										
BH25-11 SA2	E601.SG-L	10-Nov-2025	21-Nov-2025	14 days	11 days	✓	22-Nov-2025	40 days	1 days	✓
Hydrocarbons : CCME PHCs - F2-F4 by GC-FID (Low Level)										
Glass soil jar/Teflon lined cap [ON MECP]										
BH25-11 SA3	E601.SG-L	10-Nov-2025	21-Nov-2025	14 days	11 days	✓	22-Nov-2025	40 days	1 days	✓
Hydrocarbons : CCME PHCs - F2-F4 by GC-FID (Low Level)										
Glass soil jar/Teflon lined cap [ON MECP]										
BH25-11 SA4	E601.SG-L	10-Nov-2025	21-Nov-2025	14 days	11 days	✓	22-Nov-2025	40 days	1 days	✓
Hydrocarbons : CCME PHCs - F2-F4 by GC-FID (Low Level)										
Glass soil jar/Teflon lined cap [ON MECP]										
BH25-11 SA5	E601.SG-L	10-Nov-2025	21-Nov-2025	14 days	11 days	✓	22-Nov-2025	40 days	1 days	✓
Hydrocarbons : CCME PHCs - F2-F4 by GC-FID (Low Level)										
Glass soil jar/Teflon lined cap [ON MECP]										
BH25-12 SA1	E601.SG-L	10-Nov-2025	21-Nov-2025	14 days	11 days	✓	22-Nov-2025	40 days	1 days	✓
Hydrocarbons : CCME PHCs - F2-F4 by GC-FID (Low Level)										
Glass soil jar/Teflon lined cap [ON MECP]										
BH25-12 SA2	E601.SG-L	10-Nov-2025	21-Nov-2025	14 days	11 days	✓	22-Nov-2025	40 days	1 days	✓

Matrix: **Soil/Solid**

Evaluation: × = Holding time exceedance ; ✓ = Within Holding Time

Analyte Group : Analytical Method / Container / Client Sample ID(s)	Method	Sampling Date	Extraction / Preparation: Preparation Date	Holding Times Rec	Holding Times Actual	Eval	Analysis: Analysis Date	Holding Times Rec	Holding Times Actual	Eval
Hydrocarbons : CCME PHCs - F2-F4 by GC-FID (Low Level)										
Glass soil jar/Teflon lined cap [ON MECP] BH25-12 SA3	E601.SG-L	10-Nov-2025	21-Nov-2025	14 days	11 days	✓	22-Nov-2025	40 days	1 days	✓
Hydrocarbons : CCME PHCs - F2-F4 by GC-FID (Low Level)										
Glass soil jar/Teflon lined cap [ON MECP] BH25-12 SA4	E601.SG-L	10-Nov-2025	21-Nov-2025	14 days	11 days	✓	22-Nov-2025	40 days	1 days	✓
Hydrocarbons : CCME PHCs - F2-F4 by GC-FID (Low Level)										
Glass soil jar/Teflon lined cap [ON MECP] BH25-12 SA5	E601.SG-L	10-Nov-2025	21-Nov-2025	14 days	11 days	✓	22-Nov-2025	40 days	1 days	✓
Hydrocarbons : CCME PHCs - F2-F4 by GC-FID (Low Level)										
Glass soil jar/Teflon lined cap [ON MECP] BH25-13 SA1	E601.SG-L	10-Nov-2025	21-Nov-2025	14 days	11 days	✓	22-Nov-2025	40 days	1 days	✓
Hydrocarbons : CCME PHCs - F2-F4 by GC-FID (Low Level)										
Glass soil jar/Teflon lined cap [ON MECP] BH25-13 SA2	E601.SG-L	10-Nov-2025	21-Nov-2025	14 days	11 days	✓	22-Nov-2025	40 days	1 days	✓
Hydrocarbons : CCME PHCs - F2-F4 by GC-FID (Low Level)										
Glass soil jar/Teflon lined cap [ON MECP] BH25-13 SA3	E601.SG-L	10-Nov-2025	21-Nov-2025	14 days	11 days	✓	22-Nov-2025	40 days	1 days	✓
Hydrocarbons : CCME PHCs - F2-F4 by GC-FID (Low Level)										
Glass soil jar/Teflon lined cap [ON MECP] BH25-13 SA4	E601.SG-L	10-Nov-2025	21-Nov-2025	14 days	11 days	✓	22-Nov-2025	40 days	1 days	✓
Hydrocarbons : CCME PHCs - F2-F4 by GC-FID (Low Level)										
Glass soil jar/Teflon lined cap [ON MECP] BH25-13 SA5	E601.SG-L	10-Nov-2025	21-Nov-2025	14 days	11 days	✓	22-Nov-2025	40 days	1 days	✓
Hydrocarbons : CCME PHCs - F2-F4 by GC-FID (Low Level)										
Glass soil jar/Teflon lined cap [ON MECP] BH25-06 SA2-DUP	E601.SG-L	10-Nov-2025	22-Nov-2025	14 days	12 days	✓	22-Nov-2025	40 days	1 days	✓

Matrix: **Soil/Solid**

Evaluation: × = Holding time exceedance ; ✓ = Within Holding Time

Analyte Group : Analytical Method / Container / Client Sample ID(s)	Method	Sampling Date	Extraction / Preparation				Analysis			
			Preparation Date	Holding Times Rec	Holding Times Actual	Eval	Analysis Date	Holding Times Rec	Holding Times Actual	Eval
Hydrocarbons : CCME PHCs - F2-F4 by GC-FID (Low Level)										
Glass soil jar/Teflon lined cap [ON MECP] DUP-02	E601.SG-L	10-Nov-2025	22-Nov-2025	14 days	12 days	✓	22-Nov-2025	40 days	1 days	✓
Hydrocarbons : CCME PHCs - F2-F4 by GC-FID (Low Level)										
Glass soil jar/Teflon lined cap [ON MECP] DUP-04	E601.SG-L	10-Nov-2025	22-Nov-2025	14 days	12 days	✓	22-Nov-2025	40 days	1 days	✓
Hydrocarbons : CCME PHCs - F2-F4 by GC-FID (Low Level)										
Glass soil jar/Teflon lined cap [ON MECP] BH25-06-SS6 DUP	E601.SG-L	10-Nov-2025	24-Nov-2025	14 days	14 days	✓	25-Nov-2025	40 days	1 days	✓
Metals : Boron-Hot Water Extractable by ICPOES										
Glass soil jar/Teflon lined cap [ON MECP] BH25-05 SA6-DUP	E487	10-Nov-2025	21-Nov-2025	180 days	12 days	✓	24-Nov-2025	180 days	3 days	✓
Metals : Boron-Hot Water Extractable by ICPOES										
Glass soil jar/Teflon lined cap [ON MECP] BH25-07 SA1	E487	10-Nov-2025	21-Nov-2025	180 days	12 days	✓	24-Nov-2025	180 days	3 days	✓
Metals : Boron-Hot Water Extractable by ICPOES										
Glass soil jar/Teflon lined cap [ON MECP] BH25-09 SA1	E487	10-Nov-2025	21-Nov-2025	180 days	12 days	✓	24-Nov-2025	180 days	3 days	✓
Metals : Boron-Hot Water Extractable by ICPOES										
Glass soil jar/Teflon lined cap [ON MECP] BH25-10 SA1	E487	10-Nov-2025	21-Nov-2025	180 days	12 days	✓	24-Nov-2025	180 days	3 days	✓
Metals : Boron-Hot Water Extractable by ICPOES										
Glass soil jar/Teflon lined cap [ON MECP] BH25-10 SA5	E487	10-Nov-2025	21-Nov-2025	180 days	12 days	✓	24-Nov-2025	180 days	3 days	✓
Metals : Boron-Hot Water Extractable by ICPOES										
Glass soil jar/Teflon lined cap [ON MECP] BH25-11 SA1	E487	10-Nov-2025	21-Nov-2025	180 days	12 days	✓	24-Nov-2025	180 days	3 days	✓

Matrix: **Soil/Solid**

Evaluation: × = Holding time exceedance ; ✓ = Within Holding Time

Analyte Group : Analytical Method / Container / Client Sample ID(s)	Method	Sampling Date	Extraction / Preparation				Analysis			
			Preparation Date	Holding Times Rec	Holding Times Actual	Eval	Analysis Date	Holding Times Rec	Holding Times Actual	Eval
Metals : Boron-Hot Water Extractable by ICPOES										
Glass soil jar/Teflon lined cap [ON MECP] BH25-11 SA2	E487	10-Nov-2025	21-Nov-2025	180 days	12 days	✓	24-Nov-2025	180 days	3 days	✓
Metals : Boron-Hot Water Extractable by ICPOES										
Glass soil jar/Teflon lined cap [ON MECP] BH25-11 SA3	E487	10-Nov-2025	21-Nov-2025	180 days	12 days	✓	24-Nov-2025	180 days	3 days	✓
Metals : Boron-Hot Water Extractable by ICPOES										
Glass soil jar/Teflon lined cap [ON MECP] BH25-11 SA4	E487	10-Nov-2025	21-Nov-2025	180 days	12 days	✓	24-Nov-2025	180 days	3 days	✓
Metals : Boron-Hot Water Extractable by ICPOES										
Glass soil jar/Teflon lined cap [ON MECP] BH25-11 SA5	E487	10-Nov-2025	21-Nov-2025	180 days	12 days	✓	24-Nov-2025	180 days	3 days	✓
Metals : Boron-Hot Water Extractable by ICPOES										
Glass soil jar/Teflon lined cap [ON MECP] BH25-12 SA1	E487	10-Nov-2025	21-Nov-2025	180 days	12 days	✓	24-Nov-2025	180 days	3 days	✓
Metals : Boron-Hot Water Extractable by ICPOES										
Glass soil jar/Teflon lined cap [ON MECP] BH25-12 SA2	E487	10-Nov-2025	21-Nov-2025	180 days	12 days	✓	24-Nov-2025	180 days	3 days	✓
Metals : Boron-Hot Water Extractable by ICPOES										
Glass soil jar/Teflon lined cap [ON MECP] BH25-12 SA3	E487	10-Nov-2025	21-Nov-2025	180 days	12 days	✓	24-Nov-2025	180 days	3 days	✓
Metals : Boron-Hot Water Extractable by ICPOES										
Glass soil jar/Teflon lined cap [ON MECP] BH25-12 SA4	E487	10-Nov-2025	21-Nov-2025	180 days	12 days	✓	24-Nov-2025	180 days	3 days	✓
Metals : Boron-Hot Water Extractable by ICPOES										
Glass soil jar/Teflon lined cap [ON MECP] BH25-12 SA5	E487	10-Nov-2025	21-Nov-2025	180 days	12 days	✓	24-Nov-2025	180 days	3 days	✓

Matrix: **Soil/Solid**

Evaluation: × = Holding time exceedance ; ✓ = Within Holding Time

Analyte Group : Analytical Method / Container / Client Sample ID(s)	Method	Sampling Date	Extraction / Preparation				Analysis			
			Preparation Date	Holding Times Rec	Holding Times Actual	Eval	Analysis Date	Holding Times Rec	Holding Times Actual	Eval
Metals : Boron-Hot Water Extractable by ICPOES										
Glass soil jar/Teflon lined cap [ON MECP] BH25-13 SA1	E487	10-Nov-2025	21-Nov-2025	180 days	12 days	✓	24-Nov-2025	180 days	3 days	✓
Metals : Boron-Hot Water Extractable by ICPOES										
Glass soil jar/Teflon lined cap [ON MECP] BH25-13 SA2	E487	10-Nov-2025	21-Nov-2025	180 days	12 days	✓	24-Nov-2025	180 days	3 days	✓
Metals : Boron-Hot Water Extractable by ICPOES										
Glass soil jar/Teflon lined cap [ON MECP] BH25-13 SA3	E487	10-Nov-2025	21-Nov-2025	180 days	12 days	✓	24-Nov-2025	180 days	3 days	✓
Metals : Boron-Hot Water Extractable by ICPOES										
Glass soil jar/Teflon lined cap [ON MECP] BH25-13 SA4	E487	10-Nov-2025	21-Nov-2025	180 days	12 days	✓	24-Nov-2025	180 days	3 days	✓
Metals : Boron-Hot Water Extractable by ICPOES										
Glass soil jar/Teflon lined cap [ON MECP] BH25-13 SA5	E487	10-Nov-2025	21-Nov-2025	180 days	12 days	✓	24-Nov-2025	180 days	3 days	✓
Metals : Boron-Hot Water Extractable by ICPOES										
Glass soil jar/Teflon lined cap [ON MECP] BH25-04 SA2	E487	11-Nov-2025	24-Nov-2025	180 days	13 days	✓	24-Nov-2025	180 days	0 days	✓
Metals : Boron-Hot Water Extractable by ICPOES										
Glass soil jar/Teflon lined cap [ON MECP] BH25-05 SA1	E487	11-Nov-2025	24-Nov-2025	180 days	13 days	✓	24-Nov-2025	180 days	0 days	✓
Metals : Boron-Hot Water Extractable by ICPOES										
Glass soil jar/Teflon lined cap [ON MECP] BH25-05 SA6	E487	11-Nov-2025	24-Nov-2025	180 days	13 days	✓	24-Nov-2025	180 days	0 days	✓
Metals : Boron-Hot Water Extractable by ICPOES										
Glass soil jar/Teflon lined cap [ON MECP] BH25-06 SA2	E487	11-Nov-2025	24-Nov-2025	180 days	13 days	✓	24-Nov-2025	180 days	0 days	✓

Matrix: **Soil/Solid**

Evaluation: × = Holding time exceedance ; ✓ = Within Holding Time

Analyte Group : Analytical Method / Container / Client Sample ID(s)	Method	Sampling Date	Extraction / Preparation				Analysis			
			Preparation Date	Holding Times Rec	Holding Times Actual	Eval	Analysis Date	Holding Times Rec	Holding Times Actual	Eval
Metals : Boron-Hot Water Extractable by ICPOES										
Glass soil jar/Teflon lined cap [ON MECP] BH25-06 SA2-DUP	E487	10-Nov-2025	24-Nov-2025	180 days	14 days	✓	24-Nov-2025	180 days	0 days	✓
Metals : Boron-Hot Water Extractable by ICPOES										
Glass soil jar/Teflon lined cap [ON MECP] BH25-07 SA2	E487	10-Nov-2025	24-Nov-2025	180 days	14 days	✓	24-Nov-2025	180 days	0 days	✓
Metals : Boron-Hot Water Extractable by ICPOES										
Glass soil jar/Teflon lined cap [ON MECP] BH25-07 SA3	E487	10-Nov-2025	24-Nov-2025	180 days	14 days	✓	24-Nov-2025	180 days	0 days	✓
Metals : Boron-Hot Water Extractable by ICPOES										
Glass soil jar/Teflon lined cap [ON MECP] BH25-07 SA4	E487	10-Nov-2025	24-Nov-2025	180 days	14 days	✓	24-Nov-2025	180 days	0 days	✓
Metals : Boron-Hot Water Extractable by ICPOES										
Glass soil jar/Teflon lined cap [ON MECP] BH25-07 SA5	E487	10-Nov-2025	24-Nov-2025	180 days	14 days	✓	24-Nov-2025	180 days	0 days	✓
Metals : Boron-Hot Water Extractable by ICPOES										
Glass soil jar/Teflon lined cap [ON MECP] BH25-08 SA1	E487	10-Nov-2025	24-Nov-2025	180 days	14 days	✓	24-Nov-2025	180 days	0 days	✓
Metals : Boron-Hot Water Extractable by ICPOES										
Glass soil jar/Teflon lined cap [ON MECP] BH25-08 SA2	E487	10-Nov-2025	24-Nov-2025	180 days	14 days	✓	24-Nov-2025	180 days	0 days	✓
Metals : Boron-Hot Water Extractable by ICPOES										
Glass soil jar/Teflon lined cap [ON MECP] BH25-08 SA3	E487	10-Nov-2025	24-Nov-2025	180 days	14 days	✓	24-Nov-2025	180 days	0 days	✓
Metals : Boron-Hot Water Extractable by ICPOES										
Glass soil jar/Teflon lined cap [ON MECP] BH25-08 SA4	E487	10-Nov-2025	24-Nov-2025	180 days	14 days	✓	24-Nov-2025	180 days	0 days	✓

Matrix: **Soil/Solid**

Evaluation: × = Holding time exceedance ; ✓ = Within Holding Time

Analyte Group : Analytical Method / Container / Client Sample ID(s)	Method	Sampling Date	Extraction / Preparation				Analysis			
			Preparation Date	Holding Times Rec	Holding Times Actual	Eval	Analysis Date	Holding Times Rec	Holding Times Actual	Eval
Metals : Boron-Hot Water Extractable by ICPOES										
Glass soil jar/Teflon lined cap [ON MECP] BH25-08 SA5	E487	10-Nov-2025	24-Nov-2025	180 days	14 days	✓	24-Nov-2025	180 days	0 days	✓
Metals : Boron-Hot Water Extractable by ICPOES										
Glass soil jar/Teflon lined cap [ON MECP] BH25-09 SA2	E487	10-Nov-2025	24-Nov-2025	180 days	14 days	✓	24-Nov-2025	180 days	0 days	✓
Metals : Boron-Hot Water Extractable by ICPOES										
Glass soil jar/Teflon lined cap [ON MECP] BH25-09 SA3	E487	10-Nov-2025	24-Nov-2025	180 days	14 days	✓	24-Nov-2025	180 days	0 days	✓
Metals : Boron-Hot Water Extractable by ICPOES										
Glass soil jar/Teflon lined cap [ON MECP] BH25-09 SA4	E487	10-Nov-2025	24-Nov-2025	180 days	14 days	✓	24-Nov-2025	180 days	0 days	✓
Metals : Boron-Hot Water Extractable by ICPOES										
Glass soil jar/Teflon lined cap [ON MECP] BH25-09 SA5	E487	10-Nov-2025	24-Nov-2025	180 days	14 days	✓	24-Nov-2025	180 days	0 days	✓
Metals : Boron-Hot Water Extractable by ICPOES										
Glass soil jar/Teflon lined cap [ON MECP] BH25-10 SA2	E487	10-Nov-2025	24-Nov-2025	180 days	14 days	✓	24-Nov-2025	180 days	0 days	✓
Metals : Boron-Hot Water Extractable by ICPOES										
Glass soil jar/Teflon lined cap [ON MECP] BH25-10 SA3	E487	10-Nov-2025	24-Nov-2025	180 days	14 days	✓	24-Nov-2025	180 days	0 days	✓
Metals : Boron-Hot Water Extractable by ICPOES										
Glass soil jar/Teflon lined cap [ON MECP] BH25-10 SA4	E487	10-Nov-2025	24-Nov-2025	180 days	14 days	✓	24-Nov-2025	180 days	0 days	✓
Metals : Boron-Hot Water Extractable by ICPOES										
Glass soil jar/Teflon lined cap [ON MECP] DUP-02	E487	10-Nov-2025	24-Nov-2025	180 days	14 days	✓	24-Nov-2025	180 days	0 days	✓

Matrix: **Soil/Solid**

Evaluation: × = Holding time exceedance ; ✓ = Within Holding Time

Analyte Group : Analytical Method / Container / Client Sample ID(s)	Method	Sampling Date	Extraction / Preparation				Analysis			
			Preparation Date	Holding Times Rec	Holding Times Actual	Eval	Analysis Date	Holding Times Rec	Holding Times Actual	Eval
Metals : Boron-Hot Water Extractable by ICPOES										
Glass soil jar/Teflon lined cap [ON MECP]										
DUP-04	E487	10-Nov-2025	24-Nov-2025	180 days	14 days	✓	24-Nov-2025	180 days	0 days	✓
Metals : Boron-Hot Water Extractable by ICPOES										
Glass soil jar/Teflon lined cap [ON MECP]										
BH25-06-SS6 DUP	E487	10-Nov-2025	26-Nov-2025	180 days	16 days	✓	26-Nov-2025	180 days	0 days	✓
Metals : Mercury in Soil/Solid by CVAAS (<355 µm)										
Glass soil jar/Teflon lined cap [ON MECP]										
BH25-04 SA2	E510C	11-Nov-2025	22-Nov-2025	28 days	11 days	✓	24-Nov-2025	28 days	2 days	✓
Metals : Mercury in Soil/Solid by CVAAS (<355 µm)										
Glass soil jar/Teflon lined cap [ON MECP]										
BH25-05 SA1	E510C	11-Nov-2025	22-Nov-2025	28 days	11 days	✓	24-Nov-2025	28 days	2 days	✓
Metals : Mercury in Soil/Solid by CVAAS (<355 µm)										
Glass soil jar/Teflon lined cap [ON MECP]										
BH25-05 SA6	E510C	11-Nov-2025	22-Nov-2025	28 days	11 days	✓	24-Nov-2025	28 days	2 days	✓
Metals : Mercury in Soil/Solid by CVAAS (<355 µm)										
Glass soil jar/Teflon lined cap [ON MECP]										
BH25-05 SA6-DUP	E510C	10-Nov-2025	21-Nov-2025	28 days	11 days	✓	24-Nov-2025	28 days	2 days	✓
Metals : Mercury in Soil/Solid by CVAAS (<355 µm)										
Glass soil jar/Teflon lined cap [ON MECP]										
BH25-06 SA2	E510C	11-Nov-2025	22-Nov-2025	28 days	11 days	✓	24-Nov-2025	28 days	2 days	✓
Metals : Mercury in Soil/Solid by CVAAS (<355 µm)										
Glass soil jar/Teflon lined cap [ON MECP]										
BH25-13 SA1	E510C	10-Nov-2025	21-Nov-2025	28 days	11 days	✓	24-Nov-2025	28 days	2 days	✓
Metals : Mercury in Soil/Solid by CVAAS (<355 µm)										
Glass soil jar/Teflon lined cap [ON MECP]										
BH25-13 SA2	E510C	10-Nov-2025	21-Nov-2025	28 days	11 days	✓	24-Nov-2025	28 days	2 days	✓

Matrix: **Soil/Solid**

Evaluation: × = Holding time exceedance ; ✓ = Within Holding Time

Analyte Group : Analytical Method / Container / Client Sample ID(s)	Method	Sampling Date	Extraction / Preparation				Analysis			
			Preparation Date	Holding Times Rec	Holding Times Actual	Eval	Analysis Date	Holding Times Rec	Holding Times Actual	Eval
Metals : Mercury in Soil/Solid by CVAAS (<355 µm)										
Glass soil jar/Teflon lined cap [ON MECP] BH25-13 SA3	E510C	10-Nov-2025	21-Nov-2025	28 days	11 days	✓	24-Nov-2025	28 days	2 days	✓
Metals : Mercury in Soil/Solid by CVAAS (<355 µm)										
Glass soil jar/Teflon lined cap [ON MECP] BH25-13 SA4	E510C	10-Nov-2025	21-Nov-2025	28 days	11 days	✓	24-Nov-2025	28 days	2 days	✓
Metals : Mercury in Soil/Solid by CVAAS (<355 µm)										
Glass soil jar/Teflon lined cap [ON MECP] BH25-13 SA5	E510C	10-Nov-2025	21-Nov-2025	28 days	11 days	✓	24-Nov-2025	28 days	2 days	✓
Metals : Mercury in Soil/Solid by CVAAS (<355 µm)										
Glass soil jar/Teflon lined cap [ON MECP] BH25-06 SA2-DUP	E510C	10-Nov-2025	22-Nov-2025	28 days	12 days	✓	24-Nov-2025	28 days	2 days	✓
Metals : Mercury in Soil/Solid by CVAAS (<355 µm)										
Glass soil jar/Teflon lined cap [ON MECP] BH25-07 SA1	E510C	10-Nov-2025	21-Nov-2025	28 days	12 days	✓	24-Nov-2025	28 days	2 days	✓
Metals : Mercury in Soil/Solid by CVAAS (<355 µm)										
Glass soil jar/Teflon lined cap [ON MECP] BH25-07 SA2	E510C	10-Nov-2025	22-Nov-2025	28 days	12 days	✓	24-Nov-2025	28 days	2 days	✓
Metals : Mercury in Soil/Solid by CVAAS (<355 µm)										
Glass soil jar/Teflon lined cap [ON MECP] BH25-07 SA3	E510C	10-Nov-2025	22-Nov-2025	28 days	12 days	✓	24-Nov-2025	28 days	2 days	✓
Metals : Mercury in Soil/Solid by CVAAS (<355 µm)										
Glass soil jar/Teflon lined cap [ON MECP] BH25-07 SA4	E510C	10-Nov-2025	22-Nov-2025	28 days	12 days	✓	24-Nov-2025	28 days	2 days	✓
Metals : Mercury in Soil/Solid by CVAAS (<355 µm)										
Glass soil jar/Teflon lined cap [ON MECP] BH25-07 SA5	E510C	10-Nov-2025	22-Nov-2025	28 days	12 days	✓	24-Nov-2025	28 days	2 days	✓

Matrix: **Soil/Solid**

Evaluation: × = Holding time exceedance ; ✓ = Within Holding Time

Analyte Group : Analytical Method / Container / Client Sample ID(s)	Method	Sampling Date	Extraction / Preparation				Analysis			
			Preparation Date	Holding Times Rec	Holding Times Actual	Eval	Analysis Date	Holding Times Rec	Holding Times Actual	Eval
Metals : Mercury in Soil/Solid by CVAAS (<355 µm)										
Glass soil jar/Teflon lined cap [ON MECP] BH25-08 SA1	E510C	10-Nov-2025	22-Nov-2025	28 days	12 days	✓	24-Nov-2025	28 days	2 days	✓
Metals : Mercury in Soil/Solid by CVAAS (<355 µm)										
Glass soil jar/Teflon lined cap [ON MECP] BH25-08 SA2	E510C	10-Nov-2025	22-Nov-2025	28 days	12 days	✓	24-Nov-2025	28 days	2 days	✓
Metals : Mercury in Soil/Solid by CVAAS (<355 µm)										
Glass soil jar/Teflon lined cap [ON MECP] BH25-08 SA3	E510C	10-Nov-2025	22-Nov-2025	28 days	12 days	✓	24-Nov-2025	28 days	2 days	✓
Metals : Mercury in Soil/Solid by CVAAS (<355 µm)										
Glass soil jar/Teflon lined cap [ON MECP] BH25-08 SA4	E510C	10-Nov-2025	22-Nov-2025	28 days	12 days	✓	24-Nov-2025	28 days	2 days	✓
Metals : Mercury in Soil/Solid by CVAAS (<355 µm)										
Glass soil jar/Teflon lined cap [ON MECP] BH25-08 SA5	E510C	10-Nov-2025	22-Nov-2025	28 days	12 days	✓	24-Nov-2025	28 days	2 days	✓
Metals : Mercury in Soil/Solid by CVAAS (<355 µm)										
Glass soil jar/Teflon lined cap [ON MECP] BH25-09 SA1	E510C	10-Nov-2025	21-Nov-2025	28 days	12 days	✓	24-Nov-2025	28 days	2 days	✓
Metals : Mercury in Soil/Solid by CVAAS (<355 µm)										
Glass soil jar/Teflon lined cap [ON MECP] BH25-09 SA2	E510C	10-Nov-2025	22-Nov-2025	28 days	12 days	✓	24-Nov-2025	28 days	2 days	✓
Metals : Mercury in Soil/Solid by CVAAS (<355 µm)										
Glass soil jar/Teflon lined cap [ON MECP] BH25-09 SA3	E510C	10-Nov-2025	22-Nov-2025	28 days	12 days	✓	24-Nov-2025	28 days	2 days	✓
Metals : Mercury in Soil/Solid by CVAAS (<355 µm)										
Glass soil jar/Teflon lined cap [ON MECP] BH25-09 SA4	E510C	10-Nov-2025	22-Nov-2025	28 days	12 days	✓	24-Nov-2025	28 days	2 days	✓

Matrix: **Soil/Solid**

Evaluation: × = Holding time exceedance ; ✓ = Within Holding Time

Analyte Group : Analytical Method / Container / Client Sample ID(s)	Method	Sampling Date	Extraction / Preparation				Analysis			
			Preparation Date	Holding Times Rec	Holding Times Actual	Eval	Analysis Date	Holding Times Rec	Holding Times Actual	Eval
Metals : Mercury in Soil/Solid by CVAAS (<355 µm)										
Glass soil jar/Teflon lined cap [ON MECP] BH25-09 SA5	E510C	10-Nov-2025	22-Nov-2025	28 days	12 days	✓	24-Nov-2025	28 days	2 days	✓
Metals : Mercury in Soil/Solid by CVAAS (<355 µm)										
Glass soil jar/Teflon lined cap [ON MECP] BH25-10 SA1	E510C	10-Nov-2025	21-Nov-2025	28 days	12 days	✓	24-Nov-2025	28 days	2 days	✓
Metals : Mercury in Soil/Solid by CVAAS (<355 µm)										
Glass soil jar/Teflon lined cap [ON MECP] BH25-10 SA2	E510C	10-Nov-2025	22-Nov-2025	28 days	12 days	✓	24-Nov-2025	28 days	2 days	✓
Metals : Mercury in Soil/Solid by CVAAS (<355 µm)										
Glass soil jar/Teflon lined cap [ON MECP] BH25-10 SA3	E510C	10-Nov-2025	22-Nov-2025	28 days	12 days	✓	24-Nov-2025	28 days	2 days	✓
Metals : Mercury in Soil/Solid by CVAAS (<355 µm)										
Glass soil jar/Teflon lined cap [ON MECP] BH25-10 SA4	E510C	10-Nov-2025	22-Nov-2025	28 days	12 days	✓	24-Nov-2025	28 days	2 days	✓
Metals : Mercury in Soil/Solid by CVAAS (<355 µm)										
Glass soil jar/Teflon lined cap [ON MECP] BH25-10 SA5	E510C	10-Nov-2025	21-Nov-2025	28 days	12 days	✓	24-Nov-2025	28 days	2 days	✓
Metals : Mercury in Soil/Solid by CVAAS (<355 µm)										
Glass soil jar/Teflon lined cap [ON MECP] BH25-11 SA1	E510C	10-Nov-2025	21-Nov-2025	28 days	12 days	✓	24-Nov-2025	28 days	2 days	✓
Metals : Mercury in Soil/Solid by CVAAS (<355 µm)										
Glass soil jar/Teflon lined cap [ON MECP] BH25-11 SA2	E510C	10-Nov-2025	21-Nov-2025	28 days	12 days	✓	24-Nov-2025	28 days	2 days	✓
Metals : Mercury in Soil/Solid by CVAAS (<355 µm)										
Glass soil jar/Teflon lined cap [ON MECP] BH25-11 SA3	E510C	10-Nov-2025	21-Nov-2025	28 days	12 days	✓	24-Nov-2025	28 days	2 days	✓

Matrix: **Soil/Solid**

Evaluation: × = Holding time exceedance ; ✓ = Within Holding Time

Analyte Group : Analytical Method / Container / Client Sample ID(s)	Method	Sampling Date	Extraction / Preparation				Analysis			
			Preparation Date	Holding Times Rec	Holding Times Actual	Eval	Analysis Date	Holding Times Rec	Holding Times Actual	Eval
Metals : Mercury in Soil/Solid by CVAAS (<355 µm)										
Glass soil jar/Teflon lined cap [ON MECP] BH25-11 SA4	E510C	10-Nov-2025	21-Nov-2025	28 days	12 days	✓	24-Nov-2025	28 days	2 days	✓
Metals : Mercury in Soil/Solid by CVAAS (<355 µm)										
Glass soil jar/Teflon lined cap [ON MECP] BH25-11 SA5	E510C	10-Nov-2025	21-Nov-2025	28 days	12 days	✓	24-Nov-2025	28 days	2 days	✓
Metals : Mercury in Soil/Solid by CVAAS (<355 µm)										
Glass soil jar/Teflon lined cap [ON MECP] BH25-12 SA1	E510C	10-Nov-2025	21-Nov-2025	28 days	12 days	✓	24-Nov-2025	28 days	2 days	✓
Metals : Mercury in Soil/Solid by CVAAS (<355 µm)										
Glass soil jar/Teflon lined cap [ON MECP] BH25-12 SA2	E510C	10-Nov-2025	21-Nov-2025	28 days	12 days	✓	24-Nov-2025	28 days	2 days	✓
Metals : Mercury in Soil/Solid by CVAAS (<355 µm)										
Glass soil jar/Teflon lined cap [ON MECP] BH25-12 SA3	E510C	10-Nov-2025	21-Nov-2025	28 days	12 days	✓	24-Nov-2025	28 days	2 days	✓
Metals : Mercury in Soil/Solid by CVAAS (<355 µm)										
Glass soil jar/Teflon lined cap [ON MECP] BH25-12 SA4	E510C	10-Nov-2025	21-Nov-2025	28 days	12 days	✓	24-Nov-2025	28 days	2 days	✓
Metals : Mercury in Soil/Solid by CVAAS (<355 µm)										
Glass soil jar/Teflon lined cap [ON MECP] BH25-12 SA5	E510C	10-Nov-2025	21-Nov-2025	28 days	12 days	✓	24-Nov-2025	28 days	2 days	✓
Metals : Mercury in Soil/Solid by CVAAS (<355 µm)										
Glass soil jar/Teflon lined cap [ON MECP] DUP-02	E510C	10-Nov-2025	22-Nov-2025	28 days	13 days	✓	24-Nov-2025	28 days	2 days	✓
Metals : Mercury in Soil/Solid by CVAAS (<355 µm)										
Glass soil jar/Teflon lined cap [ON MECP] DUP-04	E510C	10-Nov-2025	22-Nov-2025	28 days	13 days	✓	24-Nov-2025	28 days	2 days	✓

Matrix: **Soil/Solid**

Evaluation: × = Holding time exceedance ; ✓ = Within Holding Time

Analyte Group : Analytical Method / Container / Client Sample ID(s)	Method	Sampling Date	Extraction / Preparation				Analysis			
			Preparation Date	Holding Times Rec	Holding Times Actual	Eval	Analysis Date	Holding Times Rec	Holding Times Actual	Eval
Metals : Mercury in Soil/Solid by CVAAS (<355 µm)										
Glass soil jar/Teflon lined cap [ON MECP]										
BH25-06-SS6 DUP	E510C	10-Nov-2025	26-Nov-2025	28 days	16 days	✓	26-Nov-2025	28 days	0 days	✓
Metals : Metals in Soil/Solid by CRC ICPMS (<355 µm)										
Glass soil jar/Teflon lined cap [ON MECP]										
BH25-04 SA2	E440C	11-Nov-2025	22-Nov-2025	180 days	11 days	✓	24-Nov-2025	180 days	11 days	✓
Metals : Metals in Soil/Solid by CRC ICPMS (<355 µm)										
Glass soil jar/Teflon lined cap [ON MECP]										
BH25-05 SA1	E440C	11-Nov-2025	22-Nov-2025	180 days	11 days	✓	24-Nov-2025	180 days	11 days	✓
Metals : Metals in Soil/Solid by CRC ICPMS (<355 µm)										
Glass soil jar/Teflon lined cap [ON MECP]										
BH25-05 SA6	E440C	11-Nov-2025	22-Nov-2025	180 days	11 days	✓	24-Nov-2025	180 days	11 days	✓
Metals : Metals in Soil/Solid by CRC ICPMS (<355 µm)										
Glass soil jar/Teflon lined cap [ON MECP]										
BH25-05 SA6-DUP	E440C	10-Nov-2025	21-Nov-2025	180 days	11 days	✓	24-Nov-2025	180 days	11 days	✓
Metals : Metals in Soil/Solid by CRC ICPMS (<355 µm)										
Glass soil jar/Teflon lined cap [ON MECP]										
BH25-06 SA2	E440C	11-Nov-2025	22-Nov-2025	180 days	11 days	✓	24-Nov-2025	180 days	11 days	✓
Metals : Metals in Soil/Solid by CRC ICPMS (<355 µm)										
Glass soil jar/Teflon lined cap [ON MECP]										
BH25-13 SA1	E440C	10-Nov-2025	21-Nov-2025	180 days	11 days	✓	24-Nov-2025	180 days	11 days	✓
Metals : Metals in Soil/Solid by CRC ICPMS (<355 µm)										
Glass soil jar/Teflon lined cap [ON MECP]										
BH25-13 SA2	E440C	10-Nov-2025	21-Nov-2025	180 days	11 days	✓	24-Nov-2025	180 days	11 days	✓
Metals : Metals in Soil/Solid by CRC ICPMS (<355 µm)										
Glass soil jar/Teflon lined cap [ON MECP]										
BH25-13 SA3	E440C	10-Nov-2025	21-Nov-2025	180 days	11 days	✓	24-Nov-2025	180 days	11 days	✓

Matrix: **Soil/Solid**

Evaluation: × = Holding time exceedance ; ✓ = Within Holding Time

Analyte Group : Analytical Method / Container / Client Sample ID(s)	Method	Sampling Date	Extraction / Preparation				Analysis			
			Preparation Date	Holding Times Rec	Holding Times Actual	Eval	Analysis Date	Holding Times Rec	Holding Times Actual	Eval
Metals : Metals in Soil/Solid by CRC ICPMS (<355 µm)										
Glass soil jar/Teflon lined cap [ON MECP] BH25-13 SA4	E440C	10-Nov-2025	21-Nov-2025	180 days	11 days	✓	24-Nov-2025	180 days	11 days	✓
Metals : Metals in Soil/Solid by CRC ICPMS (<355 µm)										
Glass soil jar/Teflon lined cap [ON MECP] BH25-13 SA5	E440C	10-Nov-2025	21-Nov-2025	180 days	11 days	✓	24-Nov-2025	180 days	11 days	✓
Metals : Metals in Soil/Solid by CRC ICPMS (<355 µm)										
Glass soil jar/Teflon lined cap [ON MECP] BH25-06 SA2-DUP	E440C	10-Nov-2025	22-Nov-2025	180 days	12 days	✓	24-Nov-2025	180 days	12 days	✓
Metals : Metals in Soil/Solid by CRC ICPMS (<355 µm)										
Glass soil jar/Teflon lined cap [ON MECP] BH25-07 SA1	E440C	10-Nov-2025	21-Nov-2025	180 days	12 days	✓	24-Nov-2025	180 days	12 days	✓
Metals : Metals in Soil/Solid by CRC ICPMS (<355 µm)										
Glass soil jar/Teflon lined cap [ON MECP] BH25-07 SA2	E440C	10-Nov-2025	22-Nov-2025	180 days	12 days	✓	24-Nov-2025	180 days	12 days	✓
Metals : Metals in Soil/Solid by CRC ICPMS (<355 µm)										
Glass soil jar/Teflon lined cap [ON MECP] BH25-07 SA3	E440C	10-Nov-2025	22-Nov-2025	180 days	12 days	✓	24-Nov-2025	180 days	12 days	✓
Metals : Metals in Soil/Solid by CRC ICPMS (<355 µm)										
Glass soil jar/Teflon lined cap [ON MECP] BH25-07 SA4	E440C	10-Nov-2025	22-Nov-2025	180 days	12 days	✓	24-Nov-2025	180 days	12 days	✓
Metals : Metals in Soil/Solid by CRC ICPMS (<355 µm)										
Glass soil jar/Teflon lined cap [ON MECP] BH25-07 SA5	E440C	10-Nov-2025	22-Nov-2025	180 days	12 days	✓	24-Nov-2025	180 days	12 days	✓
Metals : Metals in Soil/Solid by CRC ICPMS (<355 µm)										
Glass soil jar/Teflon lined cap [ON MECP] BH25-08 SA1	E440C	10-Nov-2025	22-Nov-2025	180 days	12 days	✓	24-Nov-2025	180 days	12 days	✓

Matrix: **Soil/Solid**

Evaluation: × = Holding time exceedance ; ✓ = Within Holding Time

Analyte Group : Analytical Method / Container / Client Sample ID(s)	Method	Sampling Date	Extraction / Preparation				Analysis			
			Preparation Date	Holding Times Rec	Holding Times Actual	Eval	Analysis Date	Holding Times Rec	Holding Times Actual	Eval
Metals : Metals in Soil/Solid by CRC ICPMS (<355 µm)										
Glass soil jar/Teflon lined cap [ON MECP] BH25-08 SA2	E440C	10-Nov-2025	22-Nov-2025	180 days	12 days	✓	24-Nov-2025	180 days	12 days	✓
Metals : Metals in Soil/Solid by CRC ICPMS (<355 µm)										
Glass soil jar/Teflon lined cap [ON MECP] BH25-08 SA3	E440C	10-Nov-2025	22-Nov-2025	180 days	12 days	✓	24-Nov-2025	180 days	12 days	✓
Metals : Metals in Soil/Solid by CRC ICPMS (<355 µm)										
Glass soil jar/Teflon lined cap [ON MECP] BH25-08 SA4	E440C	10-Nov-2025	22-Nov-2025	180 days	12 days	✓	24-Nov-2025	180 days	12 days	✓
Metals : Metals in Soil/Solid by CRC ICPMS (<355 µm)										
Glass soil jar/Teflon lined cap [ON MECP] BH25-08 SA5	E440C	10-Nov-2025	22-Nov-2025	180 days	12 days	✓	24-Nov-2025	180 days	12 days	✓
Metals : Metals in Soil/Solid by CRC ICPMS (<355 µm)										
Glass soil jar/Teflon lined cap [ON MECP] BH25-09 SA1	E440C	10-Nov-2025	21-Nov-2025	180 days	12 days	✓	24-Nov-2025	180 days	12 days	✓
Metals : Metals in Soil/Solid by CRC ICPMS (<355 µm)										
Glass soil jar/Teflon lined cap [ON MECP] BH25-09 SA2	E440C	10-Nov-2025	22-Nov-2025	180 days	12 days	✓	24-Nov-2025	180 days	12 days	✓
Metals : Metals in Soil/Solid by CRC ICPMS (<355 µm)										
Glass soil jar/Teflon lined cap [ON MECP] BH25-09 SA3	E440C	10-Nov-2025	22-Nov-2025	180 days	12 days	✓	24-Nov-2025	180 days	12 days	✓
Metals : Metals in Soil/Solid by CRC ICPMS (<355 µm)										
Glass soil jar/Teflon lined cap [ON MECP] BH25-09 SA4	E440C	10-Nov-2025	22-Nov-2025	180 days	12 days	✓	24-Nov-2025	180 days	12 days	✓
Metals : Metals in Soil/Solid by CRC ICPMS (<355 µm)										
Glass soil jar/Teflon lined cap [ON MECP] BH25-09 SA5	E440C	10-Nov-2025	22-Nov-2025	180 days	12 days	✓	24-Nov-2025	180 days	12 days	✓

Matrix: **Soil/Solid**

Evaluation: × = Holding time exceedance ; ✓ = Within Holding Time

Analyte Group : Analytical Method / Container / Client Sample ID(s)	Method	Sampling Date	Extraction / Preparation				Analysis			
			Preparation Date	Holding Times Rec	Holding Times Actual	Eval	Analysis Date	Holding Times Rec	Holding Times Actual	Eval
Metals : Metals in Soil/Solid by CRC ICPMS (<355 µm)										
Glass soil jar/Teflon lined cap [ON MECP] BH25-10 SA1	E440C	10-Nov-2025	21-Nov-2025	180 days	12 days	✓	24-Nov-2025	180 days	12 days	✓
Metals : Metals in Soil/Solid by CRC ICPMS (<355 µm)										
Glass soil jar/Teflon lined cap [ON MECP] BH25-10 SA2	E440C	10-Nov-2025	22-Nov-2025	180 days	12 days	✓	24-Nov-2025	180 days	12 days	✓
Metals : Metals in Soil/Solid by CRC ICPMS (<355 µm)										
Glass soil jar/Teflon lined cap [ON MECP] BH25-10 SA3	E440C	10-Nov-2025	22-Nov-2025	180 days	12 days	✓	24-Nov-2025	180 days	12 days	✓
Metals : Metals in Soil/Solid by CRC ICPMS (<355 µm)										
Glass soil jar/Teflon lined cap [ON MECP] BH25-10 SA4	E440C	10-Nov-2025	22-Nov-2025	180 days	12 days	✓	24-Nov-2025	180 days	12 days	✓
Metals : Metals in Soil/Solid by CRC ICPMS (<355 µm)										
Glass soil jar/Teflon lined cap [ON MECP] BH25-10 SA5	E440C	10-Nov-2025	21-Nov-2025	180 days	12 days	✓	24-Nov-2025	180 days	12 days	✓
Metals : Metals in Soil/Solid by CRC ICPMS (<355 µm)										
Glass soil jar/Teflon lined cap [ON MECP] BH25-11 SA1	E440C	10-Nov-2025	21-Nov-2025	180 days	12 days	✓	24-Nov-2025	180 days	12 days	✓
Metals : Metals in Soil/Solid by CRC ICPMS (<355 µm)										
Glass soil jar/Teflon lined cap [ON MECP] BH25-11 SA2	E440C	10-Nov-2025	21-Nov-2025	180 days	12 days	✓	24-Nov-2025	180 days	12 days	✓
Metals : Metals in Soil/Solid by CRC ICPMS (<355 µm)										
Glass soil jar/Teflon lined cap [ON MECP] BH25-11 SA3	E440C	10-Nov-2025	21-Nov-2025	180 days	12 days	✓	24-Nov-2025	180 days	12 days	✓
Metals : Metals in Soil/Solid by CRC ICPMS (<355 µm)										
Glass soil jar/Teflon lined cap [ON MECP] BH25-11 SA4	E440C	10-Nov-2025	21-Nov-2025	180 days	12 days	✓	24-Nov-2025	180 days	12 days	✓

Matrix: **Soil/Solid**

Evaluation: × = Holding time exceedance ; ✓ = Within Holding Time

Analyte Group : Analytical Method / Container / Client Sample ID(s)	Method	Sampling Date	Extraction / Preparation				Analysis			
			Preparation Date	Holding Times Rec	Holding Times Actual	Eval	Analysis Date	Holding Times Rec	Holding Times Actual	Eval
Metals : Metals in Soil/Solid by CRC ICPMS (<355 µm)										
Glass soil jar/Teflon lined cap [ON MECP] BH25-11 SA5	E440C	10-Nov-2025	21-Nov-2025	180 days	12 days	✓	24-Nov-2025	180 days	12 days	✓
Metals : Metals in Soil/Solid by CRC ICPMS (<355 µm)										
Glass soil jar/Teflon lined cap [ON MECP] BH25-12 SA1	E440C	10-Nov-2025	21-Nov-2025	180 days	12 days	✓	24-Nov-2025	180 days	12 days	✓
Metals : Metals in Soil/Solid by CRC ICPMS (<355 µm)										
Glass soil jar/Teflon lined cap [ON MECP] BH25-12 SA2	E440C	10-Nov-2025	21-Nov-2025	180 days	12 days	✓	24-Nov-2025	180 days	12 days	✓
Metals : Metals in Soil/Solid by CRC ICPMS (<355 µm)										
Glass soil jar/Teflon lined cap [ON MECP] BH25-12 SA3	E440C	10-Nov-2025	21-Nov-2025	180 days	12 days	✓	24-Nov-2025	180 days	12 days	✓
Metals : Metals in Soil/Solid by CRC ICPMS (<355 µm)										
Glass soil jar/Teflon lined cap [ON MECP] BH25-12 SA4	E440C	10-Nov-2025	21-Nov-2025	180 days	12 days	✓	24-Nov-2025	180 days	12 days	✓
Metals : Metals in Soil/Solid by CRC ICPMS (<355 µm)										
Glass soil jar/Teflon lined cap [ON MECP] BH25-12 SA5	E440C	10-Nov-2025	21-Nov-2025	180 days	12 days	✓	24-Nov-2025	180 days	12 days	✓
Metals : Metals in Soil/Solid by CRC ICPMS (<355 µm)										
Glass soil jar/Teflon lined cap [ON MECP] DUP-02	E440C	10-Nov-2025	22-Nov-2025	180 days	13 days	✓	24-Nov-2025	180 days	13 days	✓
Metals : Metals in Soil/Solid by CRC ICPMS (<355 µm)										
Glass soil jar/Teflon lined cap [ON MECP] DUP-04	E440C	10-Nov-2025	22-Nov-2025	180 days	13 days	✓	24-Nov-2025	180 days	13 days	✓
Metals : Metals in Soil/Solid by CRC ICPMS (<355 µm)										
Glass soil jar/Teflon lined cap [ON MECP] BH25-06-SS6 DUP	E440C	10-Nov-2025	26-Nov-2025	180 days	16 days	✓	26-Nov-2025	180 days	16 days	✓

Matrix: **Soil/Solid**

Evaluation: × = Holding time exceedance ; ✓ = Within Holding Time

Analyte Group : Analytical Method / Container / Client Sample ID(s)	Method	Sampling Date	Extraction / Preparation				Analysis			
			Preparation Date	Holding Times Rec	Holding Times Actual	Eval	Analysis Date	Holding Times Rec	Holding Times Actual	Eval
Metals : Sodium Adsorption Ratio (SAR) - 1:2 Soil:Water (Dry)										
Glass soil jar/Teflon lined cap [ON MECP] BH25-04 SA2	E484	11-Nov-2025	24-Nov-2025	180 days	13 days	✓	24-Nov-2025	180 days	0 days	✓
Metals : Sodium Adsorption Ratio (SAR) - 1:2 Soil:Water (Dry)										
Glass soil jar/Teflon lined cap [ON MECP] BH25-05 SA1	E484	11-Nov-2025	24-Nov-2025	180 days	13 days	✓	24-Nov-2025	180 days	0 days	✓
Metals : Sodium Adsorption Ratio (SAR) - 1:2 Soil:Water (Dry)										
Glass soil jar/Teflon lined cap [ON MECP] BH25-05 SA6	E484	11-Nov-2025	24-Nov-2025	180 days	13 days	✓	24-Nov-2025	180 days	0 days	✓
Metals : Sodium Adsorption Ratio (SAR) - 1:2 Soil:Water (Dry)										
Glass soil jar/Teflon lined cap [ON MECP] BH25-06 SA2	E484	11-Nov-2025	24-Nov-2025	180 days	13 days	✓	24-Nov-2025	180 days	0 days	✓
Metals : Sodium Adsorption Ratio (SAR) - 1:2 Soil:Water (Dry)										
Glass soil jar/Teflon lined cap [ON MECP] BH25-06 SA2-DUP	E484	10-Nov-2025	24-Nov-2025	180 days	14 days	✓	24-Nov-2025	180 days	0 days	✓
Metals : Sodium Adsorption Ratio (SAR) - 1:2 Soil:Water (Dry)										
Glass soil jar/Teflon lined cap [ON MECP] BH25-07 SA2	E484	10-Nov-2025	24-Nov-2025	180 days	14 days	✓	24-Nov-2025	180 days	0 days	✓
Metals : Sodium Adsorption Ratio (SAR) - 1:2 Soil:Water (Dry)										
Glass soil jar/Teflon lined cap [ON MECP] BH25-07 SA3	E484	10-Nov-2025	24-Nov-2025	180 days	14 days	✓	24-Nov-2025	180 days	0 days	✓
Metals : Sodium Adsorption Ratio (SAR) - 1:2 Soil:Water (Dry)										
Glass soil jar/Teflon lined cap [ON MECP] BH25-07 SA4	E484	10-Nov-2025	24-Nov-2025	180 days	14 days	✓	24-Nov-2025	180 days	0 days	✓
Metals : Sodium Adsorption Ratio (SAR) - 1:2 Soil:Water (Dry)										
Glass soil jar/Teflon lined cap [ON MECP] BH25-07 SA5	E484	10-Nov-2025	24-Nov-2025	180 days	14 days	✓	24-Nov-2025	180 days	0 days	✓

Matrix: **Soil/Solid**

Evaluation: × = Holding time exceedance ; ✓ = Within Holding Time

Analyte Group : Analytical Method / Container / Client Sample ID(s)	Method	Sampling Date	Extraction / Preparation				Analysis			
			Preparation Date	Holding Times Rec	Holding Times Actual	Eval	Analysis Date	Holding Times Rec	Holding Times Actual	Eval
Metals : Sodium Adsorption Ratio (SAR) - 1:2 Soil:Water (Dry)										
Glass soil jar/Teflon lined cap [ON MECP]										
BH25-08 SA1	E484	10-Nov-2025	24-Nov-2025	180 days	14 days	✓	24-Nov-2025	180 days	0 days	✓
Metals : Sodium Adsorption Ratio (SAR) - 1:2 Soil:Water (Dry)										
Glass soil jar/Teflon lined cap [ON MECP]										
BH25-08 SA2	E484	10-Nov-2025	24-Nov-2025	180 days	14 days	✓	24-Nov-2025	180 days	0 days	✓
Metals : Sodium Adsorption Ratio (SAR) - 1:2 Soil:Water (Dry)										
Glass soil jar/Teflon lined cap [ON MECP]										
BH25-08 SA3	E484	10-Nov-2025	24-Nov-2025	180 days	14 days	✓	24-Nov-2025	180 days	0 days	✓
Metals : Sodium Adsorption Ratio (SAR) - 1:2 Soil:Water (Dry)										
Glass soil jar/Teflon lined cap [ON MECP]										
BH25-08 SA4	E484	10-Nov-2025	24-Nov-2025	180 days	14 days	✓	24-Nov-2025	180 days	0 days	✓
Metals : Sodium Adsorption Ratio (SAR) - 1:2 Soil:Water (Dry)										
Glass soil jar/Teflon lined cap [ON MECP]										
BH25-08 SA5	E484	10-Nov-2025	24-Nov-2025	180 days	14 days	✓	24-Nov-2025	180 days	0 days	✓
Metals : Sodium Adsorption Ratio (SAR) - 1:2 Soil:Water (Dry)										
Glass soil jar/Teflon lined cap [ON MECP]										
BH25-09 SA2	E484	10-Nov-2025	24-Nov-2025	180 days	14 days	✓	24-Nov-2025	180 days	0 days	✓
Metals : Sodium Adsorption Ratio (SAR) - 1:2 Soil:Water (Dry)										
Glass soil jar/Teflon lined cap [ON MECP]										
BH25-09 SA3	E484	10-Nov-2025	24-Nov-2025	180 days	14 days	✓	24-Nov-2025	180 days	0 days	✓
Metals : Sodium Adsorption Ratio (SAR) - 1:2 Soil:Water (Dry)										
Glass soil jar/Teflon lined cap [ON MECP]										
BH25-09 SA4	E484	10-Nov-2025	24-Nov-2025	180 days	14 days	✓	24-Nov-2025	180 days	0 days	✓
Metals : Sodium Adsorption Ratio (SAR) - 1:2 Soil:Water (Dry)										
Glass soil jar/Teflon lined cap [ON MECP]										
BH25-09 SA5	E484	10-Nov-2025	24-Nov-2025	180 days	14 days	✓	24-Nov-2025	180 days	0 days	✓

Matrix: **Soil/Solid**

Evaluation: × = Holding time exceedance ; ✓ = Within Holding Time

Analyte Group : Analytical Method / Container / Client Sample ID(s)	Method	Sampling Date	Extraction / Preparation				Analysis			
			Preparation Date	Holding Times Rec	Holding Times Actual	Eval	Analysis Date	Holding Times Rec	Holding Times Actual	Eval
Metals : Sodium Adsorption Ratio (SAR) - 1:2 Soil:Water (Dry)										
Glass soil jar/Teflon lined cap [ON MECP]										
BH25-10 SA2	E484	10-Nov-2025	24-Nov-2025	180 days	14 days	✓	24-Nov-2025	180 days	0 days	✓
Metals : Sodium Adsorption Ratio (SAR) - 1:2 Soil:Water (Dry)										
Glass soil jar/Teflon lined cap [ON MECP]										
BH25-10 SA3	E484	10-Nov-2025	24-Nov-2025	180 days	14 days	✓	24-Nov-2025	180 days	0 days	✓
Metals : Sodium Adsorption Ratio (SAR) - 1:2 Soil:Water (Dry)										
Glass soil jar/Teflon lined cap [ON MECP]										
BH25-10 SA4	E484	10-Nov-2025	24-Nov-2025	180 days	14 days	✓	24-Nov-2025	180 days	0 days	✓
Metals : Sodium Adsorption Ratio (SAR) - 1:2 Soil:Water (Dry)										
Glass soil jar/Teflon lined cap [ON MECP]										
DUP-02	E484	10-Nov-2025	24-Nov-2025	180 days	14 days	✓	24-Nov-2025	180 days	0 days	✓
Metals : Sodium Adsorption Ratio (SAR) - 1:2 Soil:Water (Dry)										
Glass soil jar/Teflon lined cap [ON MECP]										
DUP-04	E484	10-Nov-2025	24-Nov-2025	180 days	14 days	✓	24-Nov-2025	180 days	0 days	✓
Metals : Sodium Adsorption Ratio (SAR) - 1:2 Soil:Water (Dry)										
Glass soil jar/Teflon lined cap [ON MECP]										
BH25-05 SA6-DUP	E484	10-Nov-2025	23-Nov-2025	180 days	14 days	✓	24-Nov-2025	180 days	1 days	✓
Metals : Sodium Adsorption Ratio (SAR) - 1:2 Soil:Water (Dry)										
Glass soil jar/Teflon lined cap [ON MECP]										
BH25-07 SA1	E484	10-Nov-2025	23-Nov-2025	180 days	14 days	✓	24-Nov-2025	180 days	1 days	✓
Metals : Sodium Adsorption Ratio (SAR) - 1:2 Soil:Water (Dry)										
Glass soil jar/Teflon lined cap [ON MECP]										
BH25-09 SA1	E484	10-Nov-2025	23-Nov-2025	180 days	14 days	✓	24-Nov-2025	180 days	1 days	✓
Metals : Sodium Adsorption Ratio (SAR) - 1:2 Soil:Water (Dry)										
Glass soil jar/Teflon lined cap [ON MECP]										
BH25-10 SA1	E484	10-Nov-2025	23-Nov-2025	180 days	14 days	✓	24-Nov-2025	180 days	1 days	✓

Matrix: **Soil/Solid**

Evaluation: × = Holding time exceedance ; ✓ = Within Holding Time

Analyte Group : Analytical Method / Container / Client Sample ID(s)	Method	Sampling Date	Extraction / Preparation				Analysis			
			Preparation Date	Holding Times Rec	Holding Times Actual	Eval	Analysis Date	Holding Times Rec	Holding Times Actual	Eval
Metals : Sodium Adsorption Ratio (SAR) - 1:2 Soil:Water (Dry)										
Glass soil jar/Teflon lined cap [ON MECP] BH25-10 SA5	E484	10-Nov-2025	23-Nov-2025	180 days	14 days	✓	24-Nov-2025	180 days	1 days	✓
Metals : Sodium Adsorption Ratio (SAR) - 1:2 Soil:Water (Dry)										
Glass soil jar/Teflon lined cap [ON MECP] BH25-11 SA1	E484	10-Nov-2025	23-Nov-2025	180 days	14 days	✓	24-Nov-2025	180 days	1 days	✓
Metals : Sodium Adsorption Ratio (SAR) - 1:2 Soil:Water (Dry)										
Glass soil jar/Teflon lined cap [ON MECP] BH25-11 SA2	E484	10-Nov-2025	23-Nov-2025	180 days	14 days	✓	24-Nov-2025	180 days	1 days	✓
Metals : Sodium Adsorption Ratio (SAR) - 1:2 Soil:Water (Dry)										
Glass soil jar/Teflon lined cap [ON MECP] BH25-11 SA3	E484	10-Nov-2025	23-Nov-2025	180 days	14 days	✓	24-Nov-2025	180 days	1 days	✓
Metals : Sodium Adsorption Ratio (SAR) - 1:2 Soil:Water (Dry)										
Glass soil jar/Teflon lined cap [ON MECP] BH25-11 SA4	E484	10-Nov-2025	23-Nov-2025	180 days	14 days	✓	24-Nov-2025	180 days	1 days	✓
Metals : Sodium Adsorption Ratio (SAR) - 1:2 Soil:Water (Dry)										
Glass soil jar/Teflon lined cap [ON MECP] BH25-11 SA5	E484	10-Nov-2025	23-Nov-2025	180 days	14 days	✓	24-Nov-2025	180 days	1 days	✓
Metals : Sodium Adsorption Ratio (SAR) - 1:2 Soil:Water (Dry)										
Glass soil jar/Teflon lined cap [ON MECP] BH25-12 SA1	E484	10-Nov-2025	23-Nov-2025	180 days	14 days	✓	24-Nov-2025	180 days	1 days	✓
Metals : Sodium Adsorption Ratio (SAR) - 1:2 Soil:Water (Dry)										
Glass soil jar/Teflon lined cap [ON MECP] BH25-12 SA2	E484	10-Nov-2025	23-Nov-2025	180 days	14 days	✓	24-Nov-2025	180 days	1 days	✓
Metals : Sodium Adsorption Ratio (SAR) - 1:2 Soil:Water (Dry)										
Glass soil jar/Teflon lined cap [ON MECP] BH25-12 SA3	E484	10-Nov-2025	23-Nov-2025	180 days	14 days	✓	24-Nov-2025	180 days	1 days	✓

Matrix: **Soil/Solid**

Evaluation: × = Holding time exceedance ; ✓ = Within Holding Time

Analyte Group : Analytical Method / Container / Client Sample ID(s)	Method	Sampling Date	Extraction / Preparation				Analysis			
			Preparation Date	Holding Times Rec	Holding Times Actual	Eval	Analysis Date	Holding Times Rec	Holding Times Actual	Eval
Metals : Sodium Adsorption Ratio (SAR) - 1:2 Soil:Water (Dry)										
Glass soil jar/Teflon lined cap [ON MECP]										
BH25-12 SA4	E484	10-Nov-2025	23-Nov-2025	180 days	14 days	✓	24-Nov-2025	180 days	1 days	✓
Metals : Sodium Adsorption Ratio (SAR) - 1:2 Soil:Water (Dry)										
Glass soil jar/Teflon lined cap [ON MECP]										
BH25-12 SA5	E484	10-Nov-2025	23-Nov-2025	180 days	14 days	✓	24-Nov-2025	180 days	1 days	✓
Metals : Sodium Adsorption Ratio (SAR) - 1:2 Soil:Water (Dry)										
Glass soil jar/Teflon lined cap [ON MECP]										
BH25-13 SA1	E484	10-Nov-2025	23-Nov-2025	180 days	14 days	✓	24-Nov-2025	180 days	1 days	✓
Metals : Sodium Adsorption Ratio (SAR) - 1:2 Soil:Water (Dry)										
Glass soil jar/Teflon lined cap [ON MECP]										
BH25-13 SA2	E484	10-Nov-2025	23-Nov-2025	180 days	14 days	✓	24-Nov-2025	180 days	1 days	✓
Metals : Sodium Adsorption Ratio (SAR) - 1:2 Soil:Water (Dry)										
Glass soil jar/Teflon lined cap [ON MECP]										
BH25-13 SA3	E484	10-Nov-2025	23-Nov-2025	180 days	14 days	✓	24-Nov-2025	180 days	1 days	✓
Metals : Sodium Adsorption Ratio (SAR) - 1:2 Soil:Water (Dry)										
Glass soil jar/Teflon lined cap [ON MECP]										
BH25-13 SA4	E484	10-Nov-2025	23-Nov-2025	180 days	14 days	✓	24-Nov-2025	180 days	1 days	✓
Metals : Sodium Adsorption Ratio (SAR) - 1:2 Soil:Water (Dry)										
Glass soil jar/Teflon lined cap [ON MECP]										
BH25-13 SA5	E484	10-Nov-2025	23-Nov-2025	180 days	14 days	✓	24-Nov-2025	180 days	1 days	✓
Metals : Sodium Adsorption Ratio (SAR) - 1:2 Soil:Water (Dry)										
Glass soil jar/Teflon lined cap [ON MECP]										
BH25-06-SS6 DUP	E484	10-Nov-2025	26-Nov-2025	180 days	16 days	✓	26-Nov-2025	180 days	0 days	✓
mSPLP VOCs : VOCs by Headspace GC-MS (ON mSPLP)										
Glass vial (sodium bisulfate)										
BH25-04 SA5	E619D	20-Nov-2025	21-Nov-2025	23 days	10 days	✓	21-Nov-2025	23 days	10 days	✓

Matrix: **Soil/Solid**

Evaluation: × = Holding time exceedance ; ✓ = Within Holding Time

Analyte Group : Analytical Method / Container / Client Sample ID(s)	Method	Sampling Date	Extraction / Preparation				Analysis			
			Preparation Date	Holding Times Rec	Holding Times Actual	Eval	Analysis Date	Holding Times Rec	Holding Times Actual	Eval
mSPLP VOCs : VOCs by Headspace GC-MS (ON mSPLP)										
Glass vial (sodium bisulfate) BH25-05 SA6	E619D	20-Nov-2025	21-Nov-2025	23 days	10 days	✓	21-Nov-2025	23 days	10 days	✓
mSPLP VOCs : VOCs by Headspace GC-MS (ON mSPLP)										
Glass vial (sodium bisulfate) BH25-06 SA6	E619D	20-Nov-2025	21-Nov-2025	23 days	10 days	✓	21-Nov-2025	23 days	10 days	✓
mSPLP VOCs : VOCs by Headspace GC-MS (ON mSPLP)										
Glass vial (sodium bisulfate) BH25-07 SA2	E619D	20-Nov-2025	21-Nov-2025	24 days	11 days	✓	21-Nov-2025	24 days	11 days	✓
mSPLP VOCs : VOCs by Headspace GC-MS (ON mSPLP)										
Glass vial (sodium bisulfate) BH25-07 SA3	E619D	20-Nov-2025	21-Nov-2025	24 days	11 days	✓	21-Nov-2025	24 days	11 days	✓
mSPLP VOCs : VOCs by Headspace GC-MS (ON mSPLP)										
Glass vial (sodium bisulfate) BH25-10 SA3	E619D	20-Nov-2025	21-Nov-2025	24 days	11 days	✓	21-Nov-2025	24 days	11 days	✓
mSPLP VOCs : VOCs by Headspace GC-MS (ON mSPLP)										
Glass vial (sodium bisulfate) BH25-10 SA5	E619D	20-Nov-2025	21-Nov-2025	24 days	11 days	✓	21-Nov-2025	24 days	11 days	✓
ON mSPLP VOC (reagent water) : mSPLP Leachate Preparation (VOCs and Cyanide)										
Lab Split - ZHE Leach 14 day HT(eg. BTEX) BH25-07 SA2	EPP584	10-Nov-2025	20-Nov-2025	----	----		----	14 days	10 days	✓
ON mSPLP VOC (reagent water) : mSPLP Leachate Preparation (VOCs and Cyanide)										
Lab Split - ZHE Leach 14 day HT(eg. BTEX) BH25-07 SA3	EPP584	10-Nov-2025	20-Nov-2025	----	----		----	14 days	10 days	✓
ON mSPLP VOC (reagent water) : mSPLP Leachate Preparation (VOCs and Cyanide)										
Lab Split - ZHE Leach 14 day HT(eg. BTEX) BH25-10 SA3	EPP584	10-Nov-2025	20-Nov-2025	----	----		----	14 days	10 days	✓

Matrix: **Soil/Solid**

Evaluation: × = Holding time exceedance ; ✓ = Within Holding Time

Analyte Group : Analytical Method / Container / Client Sample ID(s)	Method	Sampling Date	Extraction / Preparation				Analysis			
			Preparation Date	Holding Times Rec	Holding Times Actual	Eval	Analysis Date	Holding Times Rec	Holding Times Actual	Eval
ON mSPLP VOC (reagent water) : mSPLP Leachate Preparation (VOCs and Cyanide)										
Lab Split - ZHE Leach 14 day HT(eg. BTEX)										
BH25-10 SA5	EPP584	10-Nov-2025	20-Nov-2025	----	----		----	14 days	10 days	✓
ON mSPLP VOC (reagent water) : mSPLP Leachate Preparation (VOCs and Cyanide)										
Lab Split - ZHE Leach 14 day HT(eg. BTEX)										
BH25-04 SA5	EPP584	11-Nov-2025	20-Nov-2025	----	----		----	14 days	9 days	✓
ON mSPLP VOC (reagent water) : mSPLP Leachate Preparation (VOCs and Cyanide)										
Lab Split - ZHE Leach 14 day HT(eg. BTEX)										
BH25-05 SA6	EPP584	11-Nov-2025	20-Nov-2025	----	----		----	14 days	9 days	✓
ON mSPLP VOC (reagent water) : mSPLP Leachate Preparation (VOCs and Cyanide)										
Lab Split - ZHE Leach 14 day HT(eg. BTEX)										
BH25-06 SA6	EPP584	11-Nov-2025	20-Nov-2025	----	----		----	14 days	9 days	✓
Physical Tests : Conductivity in Soil (1:2 Soil:Water Extraction) (Low Level)										
Glass soil jar/Teflon lined cap [ON MECP]										
BH25-04 SA2	E100-L	11-Nov-2025	24-Nov-2025	30 days	13 days	✓	24-Nov-2025	30 days	13 days	✓
Physical Tests : Conductivity in Soil (1:2 Soil:Water Extraction) (Low Level)										
Glass soil jar/Teflon lined cap [ON MECP]										
BH25-05 SA1	E100-L	11-Nov-2025	24-Nov-2025	30 days	13 days	✓	24-Nov-2025	30 days	13 days	✓
Physical Tests : Conductivity in Soil (1:2 Soil:Water Extraction) (Low Level)										
Glass soil jar/Teflon lined cap [ON MECP]										
BH25-05 SA6	E100-L	11-Nov-2025	24-Nov-2025	30 days	13 days	✓	24-Nov-2025	30 days	13 days	✓
Physical Tests : Conductivity in Soil (1:2 Soil:Water Extraction) (Low Level)										
Glass soil jar/Teflon lined cap [ON MECP]										
BH25-06 SA2	E100-L	11-Nov-2025	24-Nov-2025	30 days	13 days	✓	24-Nov-2025	30 days	13 days	✓
Physical Tests : Conductivity in Soil (1:2 Soil:Water Extraction) (Low Level)										
Glass soil jar/Teflon lined cap [ON MECP]										
BH25-05 SA6-DUP	E100-L	10-Nov-2025	23-Nov-2025	30 days	14 days	✓	24-Nov-2025	30 days	14 days	✓

Matrix: **Soil/Solid**

Evaluation: × = Holding time exceedance ; ✓ = Within Holding Time

Analyte Group : Analytical Method / Container / Client Sample ID(s)	Method	Sampling Date	Extraction / Preparation				Analysis			
			Preparation Date	Holding Times Rec	Holding Times Actual	Eval	Analysis Date	Holding Times Rec	Holding Times Actual	Eval
Physical Tests : Conductivity in Soil (1:2 Soil:Water Extraction) (Low Level)										
Glass soil jar/Teflon lined cap [ON MECP]										
BH25-06 SA2-DUP	E100-L	10-Nov-2025	24-Nov-2025	30 days	14 days	✓	24-Nov-2025	30 days	14 days	✓
Physical Tests : Conductivity in Soil (1:2 Soil:Water Extraction) (Low Level)										
Glass soil jar/Teflon lined cap [ON MECP]										
BH25-07 SA1	E100-L	10-Nov-2025	23-Nov-2025	30 days	14 days	✓	24-Nov-2025	30 days	14 days	✓
Physical Tests : Conductivity in Soil (1:2 Soil:Water Extraction) (Low Level)										
Glass soil jar/Teflon lined cap [ON MECP]										
BH25-07 SA2	E100-L	10-Nov-2025	24-Nov-2025	30 days	14 days	✓	24-Nov-2025	30 days	14 days	✓
Physical Tests : Conductivity in Soil (1:2 Soil:Water Extraction) (Low Level)										
Glass soil jar/Teflon lined cap [ON MECP]										
BH25-07 SA3	E100-L	10-Nov-2025	24-Nov-2025	30 days	14 days	✓	24-Nov-2025	30 days	14 days	✓
Physical Tests : Conductivity in Soil (1:2 Soil:Water Extraction) (Low Level)										
Glass soil jar/Teflon lined cap [ON MECP]										
BH25-07 SA4	E100-L	10-Nov-2025	24-Nov-2025	30 days	14 days	✓	24-Nov-2025	30 days	14 days	✓
Physical Tests : Conductivity in Soil (1:2 Soil:Water Extraction) (Low Level)										
Glass soil jar/Teflon lined cap [ON MECP]										
BH25-07 SA5	E100-L	10-Nov-2025	24-Nov-2025	30 days	14 days	✓	24-Nov-2025	30 days	14 days	✓
Physical Tests : Conductivity in Soil (1:2 Soil:Water Extraction) (Low Level)										
Glass soil jar/Teflon lined cap [ON MECP]										
BH25-08 SA1	E100-L	10-Nov-2025	24-Nov-2025	30 days	14 days	✓	24-Nov-2025	30 days	14 days	✓
Physical Tests : Conductivity in Soil (1:2 Soil:Water Extraction) (Low Level)										
Glass soil jar/Teflon lined cap [ON MECP]										
BH25-08 SA2	E100-L	10-Nov-2025	24-Nov-2025	30 days	14 days	✓	24-Nov-2025	30 days	14 days	✓
Physical Tests : Conductivity in Soil (1:2 Soil:Water Extraction) (Low Level)										
Glass soil jar/Teflon lined cap [ON MECP]										
BH25-08 SA3	E100-L	10-Nov-2025	24-Nov-2025	30 days	14 days	✓	24-Nov-2025	30 days	14 days	✓

Matrix: **Soil/Solid**

Evaluation: × = Holding time exceedance ; ✓ = Within Holding Time

Analyte Group : Analytical Method / Container / Client Sample ID(s)	Method	Sampling Date	Extraction / Preparation				Analysis			
			Preparation Date	Holding Times Rec	Holding Times Actual	Eval	Analysis Date	Holding Times Rec	Holding Times Actual	Eval
Physical Tests : Conductivity in Soil (1:2 Soil:Water Extraction) (Low Level)										
Glass soil jar/Teflon lined cap [ON MECP] BH25-08 SA4	E100-L	10-Nov-2025	24-Nov-2025	30 days	14 days	✓	24-Nov-2025	30 days	14 days	✓
Physical Tests : Conductivity in Soil (1:2 Soil:Water Extraction) (Low Level)										
Glass soil jar/Teflon lined cap [ON MECP] BH25-08 SA5	E100-L	10-Nov-2025	24-Nov-2025	30 days	14 days	✓	24-Nov-2025	30 days	14 days	✓
Physical Tests : Conductivity in Soil (1:2 Soil:Water Extraction) (Low Level)										
Glass soil jar/Teflon lined cap [ON MECP] BH25-09 SA1	E100-L	10-Nov-2025	23-Nov-2025	30 days	14 days	✓	24-Nov-2025	30 days	14 days	✓
Physical Tests : Conductivity in Soil (1:2 Soil:Water Extraction) (Low Level)										
Glass soil jar/Teflon lined cap [ON MECP] BH25-09 SA2	E100-L	10-Nov-2025	24-Nov-2025	30 days	14 days	✓	24-Nov-2025	30 days	14 days	✓
Physical Tests : Conductivity in Soil (1:2 Soil:Water Extraction) (Low Level)										
Glass soil jar/Teflon lined cap [ON MECP] BH25-09 SA3	E100-L	10-Nov-2025	24-Nov-2025	30 days	14 days	✓	24-Nov-2025	30 days	14 days	✓
Physical Tests : Conductivity in Soil (1:2 Soil:Water Extraction) (Low Level)										
Glass soil jar/Teflon lined cap [ON MECP] BH25-09 SA4	E100-L	10-Nov-2025	24-Nov-2025	30 days	14 days	✓	24-Nov-2025	30 days	14 days	✓
Physical Tests : Conductivity in Soil (1:2 Soil:Water Extraction) (Low Level)										
Glass soil jar/Teflon lined cap [ON MECP] BH25-09 SA5	E100-L	10-Nov-2025	24-Nov-2025	30 days	14 days	✓	24-Nov-2025	30 days	14 days	✓
Physical Tests : Conductivity in Soil (1:2 Soil:Water Extraction) (Low Level)										
Glass soil jar/Teflon lined cap [ON MECP] BH25-10 SA1	E100-L	10-Nov-2025	23-Nov-2025	30 days	14 days	✓	24-Nov-2025	30 days	14 days	✓
Physical Tests : Conductivity in Soil (1:2 Soil:Water Extraction) (Low Level)										
Glass soil jar/Teflon lined cap [ON MECP] BH25-10 SA2	E100-L	10-Nov-2025	24-Nov-2025	30 days	14 days	✓	24-Nov-2025	30 days	14 days	✓

Matrix: **Soil/Solid**

Evaluation: × = Holding time exceedance ; ✓ = Within Holding Time

Analyte Group : Analytical Method / Container / Client Sample ID(s)	Method	Sampling Date	Extraction / Preparation				Analysis			
			Preparation Date	Holding Times Rec	Holding Times Actual	Eval	Analysis Date	Holding Times Rec	Holding Times Actual	Eval
Physical Tests : Conductivity in Soil (1:2 Soil:Water Extraction) (Low Level)										
Glass soil jar/Teflon lined cap [ON MECP] BH25-10 SA3	E100-L	10-Nov-2025	24-Nov-2025	30 days	14 days	✓	24-Nov-2025	30 days	14 days	✓
Physical Tests : Conductivity in Soil (1:2 Soil:Water Extraction) (Low Level)										
Glass soil jar/Teflon lined cap [ON MECP] BH25-10 SA4	E100-L	10-Nov-2025	24-Nov-2025	30 days	14 days	✓	24-Nov-2025	30 days	14 days	✓
Physical Tests : Conductivity in Soil (1:2 Soil:Water Extraction) (Low Level)										
Glass soil jar/Teflon lined cap [ON MECP] BH25-10 SA5	E100-L	10-Nov-2025	23-Nov-2025	30 days	14 days	✓	24-Nov-2025	30 days	14 days	✓
Physical Tests : Conductivity in Soil (1:2 Soil:Water Extraction) (Low Level)										
Glass soil jar/Teflon lined cap [ON MECP] BH25-11 SA1	E100-L	10-Nov-2025	23-Nov-2025	30 days	14 days	✓	24-Nov-2025	30 days	14 days	✓
Physical Tests : Conductivity in Soil (1:2 Soil:Water Extraction) (Low Level)										
Glass soil jar/Teflon lined cap [ON MECP] BH25-11 SA2	E100-L	10-Nov-2025	23-Nov-2025	30 days	14 days	✓	24-Nov-2025	30 days	14 days	✓
Physical Tests : Conductivity in Soil (1:2 Soil:Water Extraction) (Low Level)										
Glass soil jar/Teflon lined cap [ON MECP] BH25-11 SA3	E100-L	10-Nov-2025	23-Nov-2025	30 days	14 days	✓	24-Nov-2025	30 days	14 days	✓
Physical Tests : Conductivity in Soil (1:2 Soil:Water Extraction) (Low Level)										
Glass soil jar/Teflon lined cap [ON MECP] BH25-11 SA4	E100-L	10-Nov-2025	23-Nov-2025	30 days	14 days	✓	24-Nov-2025	30 days	14 days	✓
Physical Tests : Conductivity in Soil (1:2 Soil:Water Extraction) (Low Level)										
Glass soil jar/Teflon lined cap [ON MECP] BH25-11 SA5	E100-L	10-Nov-2025	23-Nov-2025	30 days	14 days	✓	24-Nov-2025	30 days	14 days	✓
Physical Tests : Conductivity in Soil (1:2 Soil:Water Extraction) (Low Level)										
Glass soil jar/Teflon lined cap [ON MECP] BH25-12 SA1	E100-L	10-Nov-2025	23-Nov-2025	30 days	14 days	✓	24-Nov-2025	30 days	14 days	✓

Matrix: **Soil/Solid**

Evaluation: × = Holding time exceedance ; ✓ = Within Holding Time

Analyte Group : Analytical Method / Container / Client Sample ID(s)	Method	Sampling Date	Extraction / Preparation				Analysis			
			Preparation Date	Holding Times Rec	Holding Times Actual	Eval	Analysis Date	Holding Times Rec	Holding Times Actual	Eval
Physical Tests : Conductivity in Soil (1:2 Soil:Water Extraction) (Low Level)										
Glass soil jar/Teflon lined cap [ON MECP] BH25-12 SA2	E100-L	10-Nov-2025	23-Nov-2025	30 days	14 days	✓	24-Nov-2025	30 days	14 days	✓
Physical Tests : Conductivity in Soil (1:2 Soil:Water Extraction) (Low Level)										
Glass soil jar/Teflon lined cap [ON MECP] BH25-12 SA3	E100-L	10-Nov-2025	23-Nov-2025	30 days	14 days	✓	24-Nov-2025	30 days	14 days	✓
Physical Tests : Conductivity in Soil (1:2 Soil:Water Extraction) (Low Level)										
Glass soil jar/Teflon lined cap [ON MECP] BH25-12 SA4	E100-L	10-Nov-2025	23-Nov-2025	30 days	14 days	✓	24-Nov-2025	30 days	14 days	✓
Physical Tests : Conductivity in Soil (1:2 Soil:Water Extraction) (Low Level)										
Glass soil jar/Teflon lined cap [ON MECP] BH25-12 SA5	E100-L	10-Nov-2025	23-Nov-2025	30 days	14 days	✓	24-Nov-2025	30 days	14 days	✓
Physical Tests : Conductivity in Soil (1:2 Soil:Water Extraction) (Low Level)										
Glass soil jar/Teflon lined cap [ON MECP] BH25-13 SA1	E100-L	10-Nov-2025	23-Nov-2025	30 days	14 days	✓	24-Nov-2025	30 days	14 days	✓
Physical Tests : Conductivity in Soil (1:2 Soil:Water Extraction) (Low Level)										
Glass soil jar/Teflon lined cap [ON MECP] BH25-13 SA2	E100-L	10-Nov-2025	23-Nov-2025	30 days	14 days	✓	24-Nov-2025	30 days	14 days	✓
Physical Tests : Conductivity in Soil (1:2 Soil:Water Extraction) (Low Level)										
Glass soil jar/Teflon lined cap [ON MECP] BH25-13 SA3	E100-L	10-Nov-2025	23-Nov-2025	30 days	14 days	✓	24-Nov-2025	30 days	14 days	✓
Physical Tests : Conductivity in Soil (1:2 Soil:Water Extraction) (Low Level)										
Glass soil jar/Teflon lined cap [ON MECP] BH25-13 SA4	E100-L	10-Nov-2025	23-Nov-2025	30 days	14 days	✓	24-Nov-2025	30 days	14 days	✓
Physical Tests : Conductivity in Soil (1:2 Soil:Water Extraction) (Low Level)										
Glass soil jar/Teflon lined cap [ON MECP] BH25-13 SA5	E100-L	10-Nov-2025	23-Nov-2025	30 days	14 days	✓	24-Nov-2025	30 days	14 days	✓

Matrix: **Soil/Solid**

Evaluation: × = Holding time exceedance ; ✓ = Within Holding Time

Analyte Group : Analytical Method / Container / Client Sample ID(s)	Method	Sampling Date	Extraction / Preparation				Analysis			
			Preparation Date	Holding Times Rec	Holding Times Actual	Eval	Analysis Date	Holding Times Rec	Holding Times Actual	Eval
Physical Tests : Conductivity in Soil (1:2 Soil:Water Extraction) (Low Level)										
Glass soil jar/Teflon lined cap [ON MECP]										
DUP-02	E100-L	10-Nov-2025	24-Nov-2025	30 days	14 days	✓	24-Nov-2025	30 days	14 days	✓
Physical Tests : Conductivity in Soil (1:2 Soil:Water Extraction) (Low Level)										
Glass soil jar/Teflon lined cap [ON MECP]										
DUP-04	E100-L	10-Nov-2025	24-Nov-2025	30 days	14 days	✓	24-Nov-2025	30 days	14 days	✓
Physical Tests : Conductivity in Soil (1:2 Soil:Water Extraction) (Low Level)										
Glass soil jar/Teflon lined cap [ON MECP]										
BH25-06-SS6 DUP	E100-L	10-Nov-2025	26-Nov-2025	30 days	16 days	✓	26-Nov-2025	30 days	16 days	✓
Physical Tests : Ignitability (O. Reg. 347/558)										
Glass soil jar/Teflon lined cap [ON MECP]										
TCLP	E209	10-Nov-2025	----	----	----		19-Nov-2025	30 days	9 days	✓
Physical Tests : Moisture Content by Gravimetry										
Glass soil jar/Teflon lined cap [ON MECP]										
BH25-04 SA2	E144	11-Nov-2025	----	----	----		19-Nov-2025	----	----	
Physical Tests : Moisture Content by Gravimetry										
Glass soil jar/Teflon lined cap [ON MECP]										
BH25-04 SA5	E144	11-Nov-2025	----	----	----		24-Nov-2025	----	----	
Physical Tests : Moisture Content by Gravimetry										
Glass soil jar/Teflon lined cap [ON MECP]										
BH25-05 SA1	E144	11-Nov-2025	----	----	----		19-Nov-2025	----	----	
Physical Tests : Moisture Content by Gravimetry										
Glass soil jar/Teflon lined cap [ON MECP]										
BH25-05 SA6	E144	11-Nov-2025	----	----	----		19-Nov-2025	----	----	
Physical Tests : Moisture Content by Gravimetry										
Glass soil jar/Teflon lined cap [ON MECP]										
BH25-05 SA6-DUP	E144	10-Nov-2025	----	----	----		19-Nov-2025	----	----	

Matrix: **Soil/Solid**

Evaluation: × = Holding time exceedance ; ✓ = Within Holding Time

Analyte Group : Analytical Method / Container / Client Sample ID(s)	Method	Sampling Date	Extraction / Preparation				Analysis			
			Preparation Date	Holding Times Rec	Holding Times Actual	Eval	Analysis Date	Holding Times Rec	Holding Times Actual	Eval
Physical Tests : Moisture Content by Gravimetry										
Glass soil jar/Teflon lined cap [ON MECP]										
BH25-06 SA2	E144	11-Nov-2025	----	----	----		19-Nov-2025	----	----	
Physical Tests : Moisture Content by Gravimetry										
Glass soil jar/Teflon lined cap [ON MECP]										
BH25-06 SA2-DUP	E144	10-Nov-2025	----	----	----		24-Nov-2025	----	----	
Physical Tests : Moisture Content by Gravimetry										
Glass soil jar/Teflon lined cap [ON MECP]										
BH25-06 SA6	E144	11-Nov-2025	----	----	----		24-Nov-2025	----	----	
Physical Tests : Moisture Content by Gravimetry										
Glass soil jar/Teflon lined cap [ON MECP]										
BH25-06-SS6 DUP	E144	10-Nov-2025	----	----	----		25-Nov-2025	----	----	
Physical Tests : Moisture Content by Gravimetry										
Glass soil jar/Teflon lined cap [ON MECP]										
BH25-07 SA1	E144	10-Nov-2025	----	----	----		19-Nov-2025	----	----	
Physical Tests : Moisture Content by Gravimetry										
Glass soil jar/Teflon lined cap [ON MECP]										
BH25-07 SA2	E144	10-Nov-2025	----	----	----		19-Nov-2025	----	----	
Physical Tests : Moisture Content by Gravimetry										
Glass soil jar/Teflon lined cap [ON MECP]										
BH25-07 SA3	E144	10-Nov-2025	----	----	----		19-Nov-2025	----	----	
Physical Tests : Moisture Content by Gravimetry										
Glass soil jar/Teflon lined cap [ON MECP]										
BH25-07 SA4	E144	10-Nov-2025	----	----	----		19-Nov-2025	----	----	
Physical Tests : Moisture Content by Gravimetry										
Glass soil jar/Teflon lined cap [ON MECP]										
BH25-07 SA5	E144	10-Nov-2025	----	----	----		19-Nov-2025	----	----	

Matrix: **Soil/Solid**

Evaluation: × = Holding time exceedance ; ✓ = Within Holding Time

Analyte Group : Analytical Method / Container / Client Sample ID(s)	Method	Sampling Date	Extraction / Preparation				Analysis			
			Preparation Date	Holding Times Rec	Holding Times Actual	Eval	Analysis Date	Holding Times Rec	Holding Times Actual	Eval
Physical Tests : Moisture Content by Gravimetry										
Glass soil jar/Teflon lined cap [ON MECP]										
BH25-08 SA1	E144	10-Nov-2025	----	----	----		19-Nov-2025	----	----	
Physical Tests : Moisture Content by Gravimetry										
Glass soil jar/Teflon lined cap [ON MECP]										
BH25-08 SA2	E144	10-Nov-2025	----	----	----		19-Nov-2025	----	----	
Physical Tests : Moisture Content by Gravimetry										
Glass soil jar/Teflon lined cap [ON MECP]										
BH25-08 SA3	E144	10-Nov-2025	----	----	----		19-Nov-2025	----	----	
Physical Tests : Moisture Content by Gravimetry										
Glass soil jar/Teflon lined cap [ON MECP]										
BH25-08 SA4	E144	10-Nov-2025	----	----	----		19-Nov-2025	----	----	
Physical Tests : Moisture Content by Gravimetry										
Glass soil jar/Teflon lined cap [ON MECP]										
BH25-08 SA5	E144	10-Nov-2025	----	----	----		19-Nov-2025	----	----	
Physical Tests : Moisture Content by Gravimetry										
Glass soil jar/Teflon lined cap [ON MECP]										
BH25-09 SA1	E144	10-Nov-2025	----	----	----		19-Nov-2025	----	----	
Physical Tests : Moisture Content by Gravimetry										
Glass soil jar/Teflon lined cap [ON MECP]										
BH25-09 SA2	E144	10-Nov-2025	----	----	----		19-Nov-2025	----	----	
Physical Tests : Moisture Content by Gravimetry										
Glass soil jar/Teflon lined cap [ON MECP]										
BH25-09 SA3	E144	10-Nov-2025	----	----	----		19-Nov-2025	----	----	
Physical Tests : Moisture Content by Gravimetry										
Glass soil jar/Teflon lined cap [ON MECP]										
BH25-09 SA4	E144	10-Nov-2025	----	----	----		19-Nov-2025	----	----	

Matrix: **Soil/Solid**

Evaluation: × = Holding time exceedance ; ✓ = Within Holding Time

Analyte Group : Analytical Method / Container / Client Sample ID(s)	Method	Sampling Date	Extraction / Preparation				Analysis			
			Preparation Date	Holding Times Rec	Holding Times Actual	Eval	Analysis Date	Holding Times Rec	Holding Times Actual	Eval
Physical Tests : Moisture Content by Gravimetry										
Glass soil jar/Teflon lined cap [ON MECP]										
BH25-09 SA5	E144	10-Nov-2025	----	----	----		19-Nov-2025	----	----	
Physical Tests : Moisture Content by Gravimetry										
Glass soil jar/Teflon lined cap [ON MECP]										
BH25-10 SA1	E144	10-Nov-2025	----	----	----		19-Nov-2025	----	----	
Physical Tests : Moisture Content by Gravimetry										
Glass soil jar/Teflon lined cap [ON MECP]										
BH25-10 SA2	E144	10-Nov-2025	----	----	----		19-Nov-2025	----	----	
Physical Tests : Moisture Content by Gravimetry										
Glass soil jar/Teflon lined cap [ON MECP]										
BH25-10 SA3	E144	10-Nov-2025	----	----	----		19-Nov-2025	----	----	
Physical Tests : Moisture Content by Gravimetry										
Glass soil jar/Teflon lined cap [ON MECP]										
BH25-10 SA4	E144	10-Nov-2025	----	----	----		19-Nov-2025	----	----	
Physical Tests : Moisture Content by Gravimetry										
Glass soil jar/Teflon lined cap [ON MECP]										
BH25-10 SA5	E144	10-Nov-2025	----	----	----		19-Nov-2025	----	----	
Physical Tests : Moisture Content by Gravimetry										
Glass soil jar/Teflon lined cap [ON MECP]										
BH25-11 SA1	E144	10-Nov-2025	----	----	----		19-Nov-2025	----	----	
Physical Tests : Moisture Content by Gravimetry										
Glass soil jar/Teflon lined cap [ON MECP]										
BH25-11 SA2	E144	10-Nov-2025	----	----	----		19-Nov-2025	----	----	
Physical Tests : Moisture Content by Gravimetry										
Glass soil jar/Teflon lined cap [ON MECP]										
BH25-11 SA3	E144	10-Nov-2025	----	----	----		19-Nov-2025	----	----	

Matrix: **Soil/Solid**

Evaluation: × = Holding time exceedance ; ✓ = Within Holding Time

Analyte Group : Analytical Method / Container / Client Sample ID(s)	Method	Sampling Date	Extraction / Preparation				Analysis			
			Preparation Date	Holding Times Rec	Holding Times Actual	Eval	Analysis Date	Holding Times Rec	Holding Times Actual	Eval
Physical Tests : Moisture Content by Gravimetry										
Glass soil jar/Teflon lined cap [ON MECP]										
BH25-11 SA4	E144	10-Nov-2025	----	----	----		19-Nov-2025	----	----	
Physical Tests : Moisture Content by Gravimetry										
Glass soil jar/Teflon lined cap [ON MECP]										
BH25-11 SA5	E144	10-Nov-2025	----	----	----		19-Nov-2025	----	----	
Physical Tests : Moisture Content by Gravimetry										
Glass soil jar/Teflon lined cap [ON MECP]										
BH25-12 SA1	E144	10-Nov-2025	----	----	----		19-Nov-2025	----	----	
Physical Tests : Moisture Content by Gravimetry										
Glass soil jar/Teflon lined cap [ON MECP]										
BH25-12 SA2	E144	10-Nov-2025	----	----	----		19-Nov-2025	----	----	
Physical Tests : Moisture Content by Gravimetry										
Glass soil jar/Teflon lined cap [ON MECP]										
BH25-12 SA3	E144	10-Nov-2025	----	----	----		19-Nov-2025	----	----	
Physical Tests : Moisture Content by Gravimetry										
Glass soil jar/Teflon lined cap [ON MECP]										
BH25-12 SA4	E144	10-Nov-2025	----	----	----		19-Nov-2025	----	----	
Physical Tests : Moisture Content by Gravimetry										
Glass soil jar/Teflon lined cap [ON MECP]										
BH25-12 SA5	E144	10-Nov-2025	----	----	----		19-Nov-2025	----	----	
Physical Tests : Moisture Content by Gravimetry										
Glass soil jar/Teflon lined cap [ON MECP]										
BH25-13 SA1	E144	10-Nov-2025	----	----	----		19-Nov-2025	----	----	
Physical Tests : Moisture Content by Gravimetry										
Glass soil jar/Teflon lined cap [ON MECP]										
BH25-13 SA2	E144	10-Nov-2025	----	----	----		19-Nov-2025	----	----	

Matrix: **Soil/Solid**

Evaluation: × = Holding time exceedance ; ✓ = Within Holding Time

Analyte Group : Analytical Method / Container / Client Sample ID(s)	Method	Sampling Date	Extraction / Preparation				Analysis			
			Preparation Date	Holding Times Rec	Holding Times Actual	Eval	Analysis Date	Holding Times Rec	Holding Times Actual	Eval
Physical Tests : Moisture Content by Gravimetry										
Glass soil jar/Teflon lined cap [ON MECP]										
BH25-13 SA3	E144	10-Nov-2025	----	----	----		19-Nov-2025	----	----	
Physical Tests : Moisture Content by Gravimetry										
Glass soil jar/Teflon lined cap [ON MECP]										
BH25-13 SA4	E144	10-Nov-2025	----	----	----		19-Nov-2025	----	----	
Physical Tests : Moisture Content by Gravimetry										
Glass soil jar/Teflon lined cap [ON MECP]										
BH25-13 SA5	E144	10-Nov-2025	----	----	----		19-Nov-2025	----	----	
Physical Tests : Moisture Content by Gravimetry										
Glass soil jar/Teflon lined cap [ON MECP]										
DUP-02	E144	10-Nov-2025	----	----	----		24-Nov-2025	----	----	
Physical Tests : Moisture Content by Gravimetry										
Glass soil jar/Teflon lined cap [ON MECP]										
DUP-04	E144	10-Nov-2025	----	----	----		24-Nov-2025	----	----	
Physical Tests : pH by Meter (1:2 Soil:0.01M CaCl2 Extraction) - As Received										
Glass soil jar/Teflon lined cap [ON MECP]										
BH25-06 SA2-DUP	E108A	10-Nov-2025	21-Nov-2025	30 days	11 days	✓	24-Nov-2025	30 days	11 days	✓
Physical Tests : pH by Meter (1:2 Soil:0.01M CaCl2 Extraction) - As Received										
Glass soil jar/Teflon lined cap [ON MECP]										
DUP-02	E108A	10-Nov-2025	21-Nov-2025	30 days	12 days	✓	24-Nov-2025	30 days	12 days	✓
Physical Tests : pH by Meter (1:2 Soil:0.01M CaCl2 Extraction) - As Received										
Glass soil jar/Teflon lined cap [ON MECP]										
DUP-04	E108A	10-Nov-2025	21-Nov-2025	30 days	12 days	✓	24-Nov-2025	30 days	12 days	✓
Physical Tests : pH by Meter (1:2 Soil:0.01M CaCl2 Extraction) - As Received										
Glass soil jar/Teflon lined cap [ON MECP]										
BH25-06-SS6 DUP	E108A	10-Nov-2025	26-Nov-2025	30 days	16 days	✓	26-Nov-2025	30 days	16 days	✓

Matrix: **Soil/Solid**

Evaluation: × = Holding time exceedance ; ✓ = Within Holding Time

Analyte Group : Analytical Method / Container / Client Sample ID(s)	Method	Sampling Date	Extraction / Preparation				Analysis			
			Preparation Date	Holding Times Rec	Holding Times Actual	Eval	Analysis Date	Holding Times Rec	Holding Times Actual	Eval
Physical Tests : pH by Meter (1:2 Soil:0.01M CaCl2 Extraction) - As Received										
Glass soil jar/Teflon lined cap [ON MECP] BH25-04 SA2	E108A	11-Nov-2025	19-Nov-2025	30 days	8 days	✓	20-Nov-2025	30 days	8 days	✓
Physical Tests : pH by Meter (1:2 Soil:0.01M CaCl2 Extraction) - As Received										
Glass soil jar/Teflon lined cap [ON MECP] BH25-05 SA1	E108A	11-Nov-2025	19-Nov-2025	30 days	8 days	✓	20-Nov-2025	30 days	8 days	✓
Physical Tests : pH by Meter (1:2 Soil:0.01M CaCl2 Extraction) - As Received										
Glass soil jar/Teflon lined cap [ON MECP] BH25-05 SA6	E108A	11-Nov-2025	19-Nov-2025	30 days	8 days	✓	20-Nov-2025	30 days	8 days	✓
Physical Tests : pH by Meter (1:2 Soil:0.01M CaCl2 Extraction) - As Received										
Glass soil jar/Teflon lined cap [ON MECP] BH25-06 SA2	E108A	11-Nov-2025	19-Nov-2025	30 days	8 days	✓	20-Nov-2025	30 days	8 days	✓
Physical Tests : pH by Meter (1:2 Soil:0.01M CaCl2 Extraction) - As Received										
Glass soil jar/Teflon lined cap [ON MECP] BH25-05 SA6-DUP	E108A	10-Nov-2025	19-Nov-2025	30 days	9 days	✓	21-Nov-2025	30 days	9 days	✓
Physical Tests : pH by Meter (1:2 Soil:0.01M CaCl2 Extraction) - As Received										
Glass soil jar/Teflon lined cap [ON MECP] BH25-07 SA1	E108A	10-Nov-2025	19-Nov-2025	30 days	9 days	✓	21-Nov-2025	30 days	9 days	✓
Physical Tests : pH by Meter (1:2 Soil:0.01M CaCl2 Extraction) - As Received										
Glass soil jar/Teflon lined cap [ON MECP] BH25-07 SA2	E108A	10-Nov-2025	19-Nov-2025	30 days	9 days	✓	20-Nov-2025	30 days	9 days	✓
Physical Tests : pH by Meter (1:2 Soil:0.01M CaCl2 Extraction) - As Received										
Glass soil jar/Teflon lined cap [ON MECP] BH25-07 SA3	E108A	10-Nov-2025	19-Nov-2025	30 days	9 days	✓	20-Nov-2025	30 days	9 days	✓
Physical Tests : pH by Meter (1:2 Soil:0.01M CaCl2 Extraction) - As Received										
Glass soil jar/Teflon lined cap [ON MECP] BH25-07 SA4	E108A	10-Nov-2025	19-Nov-2025	30 days	9 days	✓	20-Nov-2025	30 days	9 days	✓

Matrix: **Soil/Solid**

Evaluation: × = Holding time exceedance ; ✓ = Within Holding Time

Analyte Group : Analytical Method / Container / Client Sample ID(s)	Method	Sampling Date	Extraction / Preparation				Analysis			
			Preparation Date	Holding Times Rec	Holding Times Actual	Eval	Analysis Date	Holding Times Rec	Holding Times Actual	Eval
Physical Tests : pH by Meter (1:2 Soil:0.01M CaCl2 Extraction) - As Received										
Glass soil jar/Teflon lined cap [ON MECP] BH25-07 SA5	E108A	10-Nov-2025	19-Nov-2025	30 days	9 days	✓	20-Nov-2025	30 days	9 days	✓
Physical Tests : pH by Meter (1:2 Soil:0.01M CaCl2 Extraction) - As Received										
Glass soil jar/Teflon lined cap [ON MECP] BH25-08 SA1	E108A	10-Nov-2025	19-Nov-2025	30 days	9 days	✓	20-Nov-2025	30 days	9 days	✓
Physical Tests : pH by Meter (1:2 Soil:0.01M CaCl2 Extraction) - As Received										
Glass soil jar/Teflon lined cap [ON MECP] BH25-08 SA2	E108A	10-Nov-2025	19-Nov-2025	30 days	9 days	✓	20-Nov-2025	30 days	9 days	✓
Physical Tests : pH by Meter (1:2 Soil:0.01M CaCl2 Extraction) - As Received										
Glass soil jar/Teflon lined cap [ON MECP] BH25-08 SA3	E108A	10-Nov-2025	19-Nov-2025	30 days	9 days	✓	20-Nov-2025	30 days	9 days	✓
Physical Tests : pH by Meter (1:2 Soil:0.01M CaCl2 Extraction) - As Received										
Glass soil jar/Teflon lined cap [ON MECP] BH25-08 SA4	E108A	10-Nov-2025	19-Nov-2025	30 days	9 days	✓	20-Nov-2025	30 days	9 days	✓
Physical Tests : pH by Meter (1:2 Soil:0.01M CaCl2 Extraction) - As Received										
Glass soil jar/Teflon lined cap [ON MECP] BH25-08 SA5	E108A	10-Nov-2025	19-Nov-2025	30 days	9 days	✓	20-Nov-2025	30 days	9 days	✓
Physical Tests : pH by Meter (1:2 Soil:0.01M CaCl2 Extraction) - As Received										
Glass soil jar/Teflon lined cap [ON MECP] BH25-09 SA1	E108A	10-Nov-2025	19-Nov-2025	30 days	9 days	✓	21-Nov-2025	30 days	9 days	✓
Physical Tests : pH by Meter (1:2 Soil:0.01M CaCl2 Extraction) - As Received										
Glass soil jar/Teflon lined cap [ON MECP] BH25-09 SA2	E108A	10-Nov-2025	19-Nov-2025	30 days	9 days	✓	20-Nov-2025	30 days	9 days	✓
Physical Tests : pH by Meter (1:2 Soil:0.01M CaCl2 Extraction) - As Received										
Glass soil jar/Teflon lined cap [ON MECP] BH25-09 SA3	E108A	10-Nov-2025	19-Nov-2025	30 days	9 days	✓	20-Nov-2025	30 days	9 days	✓

Matrix: **Soil/Solid**

Evaluation: × = Holding time exceedance ; ✓ = Within Holding Time

Analyte Group : Analytical Method / Container / Client Sample ID(s)	Method	Sampling Date	Extraction / Preparation				Analysis			
			Preparation Date	Holding Times Rec	Holding Times Actual	Eval	Analysis Date	Holding Times Rec	Holding Times Actual	Eval
Physical Tests : pH by Meter (1:2 Soil:0.01M CaCl2 Extraction) - As Received										
Glass soil jar/Teflon lined cap [ON MECP] BH25-09 SA4	E108A	10-Nov-2025	19-Nov-2025	30 days	9 days	✓	20-Nov-2025	30 days	9 days	✓
Physical Tests : pH by Meter (1:2 Soil:0.01M CaCl2 Extraction) - As Received										
Glass soil jar/Teflon lined cap [ON MECP] BH25-09 SA5	E108A	10-Nov-2025	19-Nov-2025	30 days	9 days	✓	20-Nov-2025	30 days	9 days	✓
Physical Tests : pH by Meter (1:2 Soil:0.01M CaCl2 Extraction) - As Received										
Glass soil jar/Teflon lined cap [ON MECP] BH25-10 SA1	E108A	10-Nov-2025	19-Nov-2025	30 days	9 days	✓	21-Nov-2025	30 days	9 days	✓
Physical Tests : pH by Meter (1:2 Soil:0.01M CaCl2 Extraction) - As Received										
Glass soil jar/Teflon lined cap [ON MECP] BH25-10 SA2	E108A	10-Nov-2025	19-Nov-2025	30 days	9 days	✓	20-Nov-2025	30 days	9 days	✓
Physical Tests : pH by Meter (1:2 Soil:0.01M CaCl2 Extraction) - As Received										
Glass soil jar/Teflon lined cap [ON MECP] BH25-10 SA3	E108A	10-Nov-2025	19-Nov-2025	30 days	9 days	✓	20-Nov-2025	30 days	9 days	✓
Physical Tests : pH by Meter (1:2 Soil:0.01M CaCl2 Extraction) - As Received										
Glass soil jar/Teflon lined cap [ON MECP] BH25-10 SA4	E108A	10-Nov-2025	19-Nov-2025	30 days	9 days	✓	20-Nov-2025	30 days	9 days	✓
Physical Tests : pH by Meter (1:2 Soil:0.01M CaCl2 Extraction) - As Received										
Glass soil jar/Teflon lined cap [ON MECP] BH25-10 SA5	E108A	10-Nov-2025	19-Nov-2025	30 days	9 days	✓	21-Nov-2025	30 days	9 days	✓
Physical Tests : pH by Meter (1:2 Soil:0.01M CaCl2 Extraction) - As Received										
Glass soil jar/Teflon lined cap [ON MECP] BH25-11 SA1	E108A	10-Nov-2025	19-Nov-2025	30 days	9 days	✓	21-Nov-2025	30 days	9 days	✓
Physical Tests : pH by Meter (1:2 Soil:0.01M CaCl2 Extraction) - As Received										
Glass soil jar/Teflon lined cap [ON MECP] BH25-11 SA2	E108A	10-Nov-2025	19-Nov-2025	30 days	9 days	✓	21-Nov-2025	30 days	9 days	✓

Matrix: **Soil/Solid**

Evaluation: × = Holding time exceedance ; ✓ = Within Holding Time

Analyte Group : Analytical Method / Container / Client Sample ID(s)	Method	Sampling Date	Extraction / Preparation				Analysis			
			Preparation Date	Holding Times Rec	Holding Times Actual	Eval	Analysis Date	Holding Times Rec	Holding Times Actual	Eval
Physical Tests : pH by Meter (1:2 Soil:0.01M CaCl2 Extraction) - As Received										
Glass soil jar/Teflon lined cap [ON MECP] BH25-11 SA3	E108A	10-Nov-2025	19-Nov-2025	30 days	9 days	✓	21-Nov-2025	30 days	9 days	✓
Physical Tests : pH by Meter (1:2 Soil:0.01M CaCl2 Extraction) - As Received										
Glass soil jar/Teflon lined cap [ON MECP] BH25-11 SA4	E108A	10-Nov-2025	19-Nov-2025	30 days	9 days	✓	21-Nov-2025	30 days	9 days	✓
Physical Tests : pH by Meter (1:2 Soil:0.01M CaCl2 Extraction) - As Received										
Glass soil jar/Teflon lined cap [ON MECP] BH25-11 SA5	E108A	10-Nov-2025	19-Nov-2025	30 days	9 days	✓	21-Nov-2025	30 days	9 days	✓
Physical Tests : pH by Meter (1:2 Soil:0.01M CaCl2 Extraction) - As Received										
Glass soil jar/Teflon lined cap [ON MECP] BH25-12 SA1	E108A	10-Nov-2025	19-Nov-2025	30 days	9 days	✓	21-Nov-2025	30 days	9 days	✓
Physical Tests : pH by Meter (1:2 Soil:0.01M CaCl2 Extraction) - As Received										
Glass soil jar/Teflon lined cap [ON MECP] BH25-12 SA2	E108A	10-Nov-2025	19-Nov-2025	30 days	9 days	✓	21-Nov-2025	30 days	9 days	✓
Physical Tests : pH by Meter (1:2 Soil:0.01M CaCl2 Extraction) - As Received										
Glass soil jar/Teflon lined cap [ON MECP] BH25-12 SA3	E108A	10-Nov-2025	19-Nov-2025	30 days	9 days	✓	21-Nov-2025	30 days	9 days	✓
Physical Tests : pH by Meter (1:2 Soil:0.01M CaCl2 Extraction) - As Received										
Glass soil jar/Teflon lined cap [ON MECP] BH25-12 SA4	E108A	10-Nov-2025	19-Nov-2025	30 days	9 days	✓	21-Nov-2025	30 days	9 days	✓
Physical Tests : pH by Meter (1:2 Soil:0.01M CaCl2 Extraction) - As Received										
Glass soil jar/Teflon lined cap [ON MECP] BH25-12 SA5	E108A	10-Nov-2025	19-Nov-2025	30 days	9 days	✓	21-Nov-2025	30 days	9 days	✓
Physical Tests : pH by Meter (1:2 Soil:0.01M CaCl2 Extraction) - As Received										
Glass soil jar/Teflon lined cap [ON MECP] BH25-13 SA1	E108A	10-Nov-2025	19-Nov-2025	30 days	9 days	✓	21-Nov-2025	30 days	9 days	✓

Matrix: **Soil/Solid**

Evaluation: × = Holding time exceedance ; ✓ = Within Holding Time

Analyte Group : Analytical Method / Container / Client Sample ID(s)	Method	Sampling Date	Extraction / Preparation				Analysis			
			Preparation Date	Holding Times Rec	Holding Times Actual	Eval	Analysis Date	Holding Times Rec	Holding Times Actual	Eval
Physical Tests : pH by Meter (1:2 Soil:0.01M CaCl2 Extraction) - As Received										
Glass soil jar/Teflon lined cap [ON MECP]										
BH25-13 SA2	E108A	10-Nov-2025	19-Nov-2025	30 days	9 days	✓	21-Nov-2025	30 days	9 days	✓
Physical Tests : pH by Meter (1:2 Soil:0.01M CaCl2 Extraction) - As Received										
Glass soil jar/Teflon lined cap [ON MECP]										
BH25-13 SA3	E108A	10-Nov-2025	19-Nov-2025	30 days	9 days	✓	21-Nov-2025	30 days	9 days	✓
Physical Tests : pH by Meter (1:2 Soil:0.01M CaCl2 Extraction) - As Received										
Glass soil jar/Teflon lined cap [ON MECP]										
BH25-13 SA4	E108A	10-Nov-2025	19-Nov-2025	30 days	9 days	✓	21-Nov-2025	30 days	9 days	✓
Physical Tests : pH by Meter (1:2 Soil:0.01M CaCl2 Extraction) - As Received										
Glass soil jar/Teflon lined cap [ON MECP]										
BH25-13 SA5	E108A	10-Nov-2025	19-Nov-2025	30 days	9 days	✓	21-Nov-2025	30 days	9 days	✓
Polychlorinated Biphenyls : PCB Aroclors by GC-MS (TCLP)										
Amber glass/Teflon lined cap										
TCLP	E688A	19-Nov-2025	20-Nov-2025	23 days	10 days	✓	21-Nov-2025	40 days	1 days	✓
Polychlorinated Biphenyls : PCB Aroclors by GC-MS										
Glass soil jar/Teflon lined cap [ON MECP]										
BH25-07 SA1	E687	10-Nov-2025	21-Nov-2025	365 days	11 days	✓	24-Nov-2025	40 days	3 days	✓
Polychlorinated Biphenyls : PCB Aroclors by GC-MS										
Glass soil jar/Teflon lined cap [ON MECP]										
BH25-09 SA1	E687	10-Nov-2025	21-Nov-2025	365 days	11 days	✓	24-Nov-2025	40 days	3 days	✓
Polychlorinated Biphenyls : PCB Aroclors by GC-MS										
Glass soil jar/Teflon lined cap [ON MECP]										
BH25-10 SA1	E687	10-Nov-2025	21-Nov-2025	365 days	11 days	✓	24-Nov-2025	40 days	3 days	✓
Polychlorinated Biphenyls : PCB Aroclors by GC-MS										
Glass soil jar/Teflon lined cap [ON MECP]										
BH25-11 SA1	E687	10-Nov-2025	21-Nov-2025	365 days	11 days	✓	24-Nov-2025	40 days	3 days	✓

Matrix: **Soil/Solid**

Evaluation: × = Holding time exceedance ; ✓ = Within Holding Time

Analyte Group : Analytical Method / Container / Client Sample ID(s)	Method	Sampling Date	Extraction / Preparation				Analysis			
			Preparation Date	Holding Times Rec	Holding Times Actual	Eval	Analysis Date	Holding Times Rec	Holding Times Actual	Eval
Polychlorinated Biphenyls : PCB Aroclors by GC-MS										
Glass soil jar/Teflon lined cap [ON MECP] BH25-06 SA2	E687	11-Nov-2025	25-Nov-2025	365 days	15 days	✓	26-Nov-2025	40 days	1 days	✓
Polycyclic Aromatic Hydrocarbons : PAHs in Soil/solid by Hex:Ace GC-MS										
Glass soil jar/Teflon lined cap [ON MECP] BH25-04 SA2	E641A	11-Nov-2025	21-Nov-2025	60 days	10 days	✓	24-Nov-2025	40 days	3 days	✓
Polycyclic Aromatic Hydrocarbons : PAHs in Soil/solid by Hex:Ace GC-MS										
Glass soil jar/Teflon lined cap [ON MECP] BH25-05 SA1	E641A	11-Nov-2025	21-Nov-2025	60 days	10 days	✓	24-Nov-2025	40 days	3 days	✓
Polycyclic Aromatic Hydrocarbons : PAHs in Soil/solid by Hex:Ace GC-MS										
Glass soil jar/Teflon lined cap [ON MECP] BH25-05 SA6	E641A	11-Nov-2025	21-Nov-2025	60 days	10 days	✓	24-Nov-2025	40 days	3 days	✓
Polycyclic Aromatic Hydrocarbons : PAHs in Soil/solid by Hex:Ace GC-MS										
Glass soil jar/Teflon lined cap [ON MECP] BH25-06 SA2	E641A	11-Nov-2025	21-Nov-2025	60 days	10 days	✓	24-Nov-2025	40 days	3 days	✓
Polycyclic Aromatic Hydrocarbons : PAHs in Soil/solid by Hex:Ace GC-MS										
Glass soil jar/Teflon lined cap [ON MECP] BH25-07 SA1	E641A	10-Nov-2025	21-Nov-2025	60 days	11 days	✓	21-Nov-2025	40 days	0 days	✓
Polycyclic Aromatic Hydrocarbons : PAHs in Soil/solid by Hex:Ace GC-MS										
Glass soil jar/Teflon lined cap [ON MECP] BH25-09 SA1	E641A	10-Nov-2025	21-Nov-2025	60 days	11 days	✓	21-Nov-2025	40 days	0 days	✓
Polycyclic Aromatic Hydrocarbons : PAHs in Soil/solid by Hex:Ace GC-MS										
Glass soil jar/Teflon lined cap [ON MECP] BH25-10 SA1	E641A	10-Nov-2025	21-Nov-2025	60 days	11 days	✓	21-Nov-2025	40 days	0 days	✓
Polycyclic Aromatic Hydrocarbons : PAHs in Soil/solid by Hex:Ace GC-MS										
Glass soil jar/Teflon lined cap [ON MECP] BH25-10 SA5	E641A	10-Nov-2025	21-Nov-2025	60 days	11 days	✓	21-Nov-2025	40 days	0 days	✓

Matrix: **Soil/Solid**

Evaluation: × = Holding time exceedance ; ✓ = Within Holding Time

Analyte Group : Analytical Method / Container / Client Sample ID(s)	Method	Sampling Date	Extraction / Preparation				Analysis			
			Preparation Date	Holding Times Rec	Holding Times Actual	Eval	Analysis Date	Holding Times Rec	Holding Times Actual	Eval
Polycyclic Aromatic Hydrocarbons : PAHs in Soil/solid by Hex:Ace GC-MS										
Glass soil jar/Teflon lined cap [ON MECP] BH25-11 SA1	E641A	10-Nov-2025	21-Nov-2025	60 days	11 days	✓	21-Nov-2025	40 days	0 days	✓
Polycyclic Aromatic Hydrocarbons : PAHs in Soil/solid by Hex:Ace GC-MS										
Glass soil jar/Teflon lined cap [ON MECP] BH25-11 SA2	E641A	10-Nov-2025	21-Nov-2025	60 days	11 days	✓	21-Nov-2025	40 days	0 days	✓
Polycyclic Aromatic Hydrocarbons : PAHs in Soil/solid by Hex:Ace GC-MS										
Glass soil jar/Teflon lined cap [ON MECP] BH25-05 SA6-DUP	E641A	10-Nov-2025	21-Nov-2025	60 days	11 days	✓	24-Nov-2025	40 days	3 days	✓
Polycyclic Aromatic Hydrocarbons : PAHs in Soil/solid by Hex:Ace GC-MS										
Glass soil jar/Teflon lined cap [ON MECP] BH25-07 SA2	E641A	10-Nov-2025	21-Nov-2025	60 days	11 days	✓	24-Nov-2025	40 days	3 days	✓
Polycyclic Aromatic Hydrocarbons : PAHs in Soil/solid by Hex:Ace GC-MS										
Glass soil jar/Teflon lined cap [ON MECP] BH25-07 SA3	E641A	10-Nov-2025	21-Nov-2025	60 days	11 days	✓	24-Nov-2025	40 days	3 days	✓
Polycyclic Aromatic Hydrocarbons : PAHs in Soil/solid by Hex:Ace GC-MS										
Glass soil jar/Teflon lined cap [ON MECP] BH25-07 SA4	E641A	10-Nov-2025	21-Nov-2025	60 days	11 days	✓	24-Nov-2025	40 days	3 days	✓
Polycyclic Aromatic Hydrocarbons : PAHs in Soil/solid by Hex:Ace GC-MS										
Glass soil jar/Teflon lined cap [ON MECP] BH25-07 SA5	E641A	10-Nov-2025	21-Nov-2025	60 days	11 days	✓	24-Nov-2025	40 days	3 days	✓
Polycyclic Aromatic Hydrocarbons : PAHs in Soil/solid by Hex:Ace GC-MS										
Glass soil jar/Teflon lined cap [ON MECP] BH25-08 SA1	E641A	10-Nov-2025	21-Nov-2025	60 days	11 days	✓	24-Nov-2025	40 days	3 days	✓
Polycyclic Aromatic Hydrocarbons : PAHs in Soil/solid by Hex:Ace GC-MS										
Glass soil jar/Teflon lined cap [ON MECP] BH25-08 SA2	E641A	10-Nov-2025	21-Nov-2025	60 days	11 days	✓	24-Nov-2025	40 days	3 days	✓

Matrix: **Soil/Solid**

Evaluation: × = Holding time exceedance ; ✓ = Within Holding Time

Analyte Group : Analytical Method / Container / Client Sample ID(s)	Method	Sampling Date	Extraction / Preparation				Analysis			
			Preparation Date	Holding Times Rec	Holding Times Actual	Eval	Analysis Date	Holding Times Rec	Holding Times Actual	Eval
Polycyclic Aromatic Hydrocarbons : PAHs in Soil/solid by Hex:Ace GC-MS										
Glass soil jar/Teflon lined cap [ON MECP] BH25-08 SA3	E641A	10-Nov-2025	21-Nov-2025	60 days	11 days	✓	24-Nov-2025	40 days	3 days	✓
Polycyclic Aromatic Hydrocarbons : PAHs in Soil/solid by Hex:Ace GC-MS										
Glass soil jar/Teflon lined cap [ON MECP] BH25-08 SA4	E641A	10-Nov-2025	21-Nov-2025	60 days	11 days	✓	24-Nov-2025	40 days	3 days	✓
Polycyclic Aromatic Hydrocarbons : PAHs in Soil/solid by Hex:Ace GC-MS										
Glass soil jar/Teflon lined cap [ON MECP] BH25-08 SA5	E641A	10-Nov-2025	21-Nov-2025	60 days	11 days	✓	24-Nov-2025	40 days	3 days	✓
Polycyclic Aromatic Hydrocarbons : PAHs in Soil/solid by Hex:Ace GC-MS										
Glass soil jar/Teflon lined cap [ON MECP] BH25-09 SA2	E641A	10-Nov-2025	21-Nov-2025	60 days	11 days	✓	24-Nov-2025	40 days	3 days	✓
Polycyclic Aromatic Hydrocarbons : PAHs in Soil/solid by Hex:Ace GC-MS										
Glass soil jar/Teflon lined cap [ON MECP] BH25-09 SA3	E641A	10-Nov-2025	21-Nov-2025	60 days	11 days	✓	24-Nov-2025	40 days	3 days	✓
Polycyclic Aromatic Hydrocarbons : PAHs in Soil/solid by Hex:Ace GC-MS										
Glass soil jar/Teflon lined cap [ON MECP] BH25-09 SA4	E641A	10-Nov-2025	21-Nov-2025	60 days	11 days	✓	24-Nov-2025	40 days	3 days	✓
Polycyclic Aromatic Hydrocarbons : PAHs in Soil/solid by Hex:Ace GC-MS										
Glass soil jar/Teflon lined cap [ON MECP] BH25-09 SA5	E641A	10-Nov-2025	21-Nov-2025	60 days	11 days	✓	24-Nov-2025	40 days	3 days	✓
Polycyclic Aromatic Hydrocarbons : PAHs in Soil/solid by Hex:Ace GC-MS										
Glass soil jar/Teflon lined cap [ON MECP] BH25-10 SA2	E641A	10-Nov-2025	21-Nov-2025	60 days	11 days	✓	24-Nov-2025	40 days	3 days	✓
Polycyclic Aromatic Hydrocarbons : PAHs in Soil/solid by Hex:Ace GC-MS										
Glass soil jar/Teflon lined cap [ON MECP] BH25-10 SA3	E641A	10-Nov-2025	21-Nov-2025	60 days	11 days	✓	24-Nov-2025	40 days	3 days	✓

Matrix: **Soil/Solid**

Evaluation: × = Holding time exceedance ; ✓ = Within Holding Time

Analyte Group : Analytical Method / Container / Client Sample ID(s)	Method	Sampling Date	Extraction / Preparation				Analysis			
			Preparation Date	Holding Times Rec	Holding Times Actual	Eval	Analysis Date	Holding Times Rec	Holding Times Actual	Eval
Polycyclic Aromatic Hydrocarbons : PAHs in Soil/solid by Hex:Ace GC-MS										
Glass soil jar/Teflon lined cap [ON MECP] BH25-10 SA4	E641A	10-Nov-2025	21-Nov-2025	60 days	11 days	✓	24-Nov-2025	40 days	3 days	✓
Polycyclic Aromatic Hydrocarbons : PAHs in Soil/solid by Hex:Ace GC-MS										
Glass soil jar/Teflon lined cap [ON MECP] BH25-11 SA3	E641A	10-Nov-2025	21-Nov-2025	60 days	11 days	✓	24-Nov-2025	40 days	3 days	✓
Polycyclic Aromatic Hydrocarbons : PAHs in Soil/solid by Hex:Ace GC-MS										
Glass soil jar/Teflon lined cap [ON MECP] BH25-11 SA4	E641A	10-Nov-2025	21-Nov-2025	60 days	11 days	✓	24-Nov-2025	40 days	3 days	✓
Polycyclic Aromatic Hydrocarbons : PAHs in Soil/solid by Hex:Ace GC-MS										
Glass soil jar/Teflon lined cap [ON MECP] BH25-11 SA5	E641A	10-Nov-2025	21-Nov-2025	60 days	11 days	✓	24-Nov-2025	40 days	3 days	✓
Polycyclic Aromatic Hydrocarbons : PAHs in Soil/solid by Hex:Ace GC-MS										
Glass soil jar/Teflon lined cap [ON MECP] BH25-12 SA1	E641A	10-Nov-2025	21-Nov-2025	60 days	11 days	✓	24-Nov-2025	40 days	3 days	✓
Polycyclic Aromatic Hydrocarbons : PAHs in Soil/solid by Hex:Ace GC-MS										
Glass soil jar/Teflon lined cap [ON MECP] BH25-12 SA2	E641A	10-Nov-2025	21-Nov-2025	60 days	11 days	✓	24-Nov-2025	40 days	3 days	✓
Polycyclic Aromatic Hydrocarbons : PAHs in Soil/solid by Hex:Ace GC-MS										
Glass soil jar/Teflon lined cap [ON MECP] BH25-13 SA1	E641A	10-Nov-2025	21-Nov-2025	60 days	11 days	✓	24-Nov-2025	40 days	3 days	✓
Polycyclic Aromatic Hydrocarbons : PAHs in Soil/solid by Hex:Ace GC-MS										
Glass soil jar/Teflon lined cap [ON MECP] BH25-13 SA2	E641A	10-Nov-2025	21-Nov-2025	60 days	11 days	✓	24-Nov-2025	40 days	3 days	✓
Polycyclic Aromatic Hydrocarbons : PAHs in Soil/solid by Hex:Ace GC-MS										
Glass soil jar/Teflon lined cap [ON MECP] BH25-06 SA2-DUP	E641A	10-Nov-2025	22-Nov-2025	60 days	12 days	✓	24-Nov-2025	40 days	2 days	✓

Matrix: **Soil/Solid**

Evaluation: × = Holding time exceedance ; ✓ = Within Holding Time

Analyte Group : Analytical Method / Container / Client Sample ID(s)	Method	Sampling Date	Extraction / Preparation				Analysis			
			Preparation Date	Holding Times Rec	Holding Times Actual	Eval	Analysis Date	Holding Times Rec	Holding Times Actual	Eval
Polycyclic Aromatic Hydrocarbons : PAHs in Soil/solid by Hex:Ace GC-MS										
Glass soil jar/Teflon lined cap [ON MECP] DUP-02	E641A	10-Nov-2025	22-Nov-2025	60 days	12 days	✓	24-Nov-2025	40 days	2 days	✓
Polycyclic Aromatic Hydrocarbons : PAHs in Soil/solid by Hex:Ace GC-MS										
Glass soil jar/Teflon lined cap [ON MECP] DUP-04	E641A	10-Nov-2025	22-Nov-2025	60 days	12 days	✓	24-Nov-2025	40 days	2 days	✓
Polycyclic Aromatic Hydrocarbons : PAHs in Soil/solid by Hex:Ace GC-MS										
Glass soil jar/Teflon lined cap [ON MECP] BH25-06-SS6 DUP	E641A	10-Nov-2025	24-Nov-2025	60 days	15 days	✓	25-Nov-2025	40 days	1 days	✓
Speciated Metals : Hexavalent Chromium (Cr VI) by IC										
Glass soil jar/Teflon lined cap [ON MECP] BH25-06 SA2-DUP	E532	10-Nov-2025	21-Nov-2025	30 days	11 days	✓	24-Nov-2025	7 days	3 days	✓
Speciated Metals : Hexavalent Chromium (Cr VI) by IC										
Glass soil jar/Teflon lined cap [ON MECP] DUP-02	E532	10-Nov-2025	21-Nov-2025	30 days	12 days	✓	24-Nov-2025	7 days	3 days	✓
Speciated Metals : Hexavalent Chromium (Cr VI) by IC										
Glass soil jar/Teflon lined cap [ON MECP] DUP-04	E532	10-Nov-2025	21-Nov-2025	30 days	12 days	✓	24-Nov-2025	7 days	3 days	✓
Speciated Metals : Hexavalent Chromium (Cr VI) by IC										
Glass soil jar/Teflon lined cap [ON MECP] BH25-06-SS6 DUP	E532	10-Nov-2025	26-Nov-2025	30 days	16 days	✓	27-Nov-2025	7 days	2 days	✓
Speciated Metals : Hexavalent Chromium (Cr VI) by IC										
Glass soil jar/Teflon lined cap [ON MECP] BH25-04 SA2	E532	11-Nov-2025	19-Nov-2025	30 days	8 days	✓	20-Nov-2025	7 days	1 days	✓
Speciated Metals : Hexavalent Chromium (Cr VI) by IC										
Glass soil jar/Teflon lined cap [ON MECP] BH25-05 SA1	E532	11-Nov-2025	19-Nov-2025	30 days	8 days	✓	20-Nov-2025	7 days	1 days	✓

Matrix: **Soil/Solid**

Evaluation: × = Holding time exceedance ; ✓ = Within Holding Time

Analyte Group : Analytical Method / Container / Client Sample ID(s)	Method	Sampling Date	Extraction / Preparation				Analysis			
			Preparation Date	Holding Times Rec	Holding Times Actual	Eval	Analysis Date	Holding Times Rec	Holding Times Actual	Eval
Speciated Metals : Hexavalent Chromium (Cr VI) by IC										
Glass soil jar/Teflon lined cap [ON MECP] BH25-05 SA6	E532	11-Nov-2025	19-Nov-2025	30 days	8 days	✓	20-Nov-2025	7 days	1 days	✓
Speciated Metals : Hexavalent Chromium (Cr VI) by IC										
Glass soil jar/Teflon lined cap [ON MECP] BH25-06 SA2	E532	11-Nov-2025	19-Nov-2025	30 days	8 days	✓	20-Nov-2025	7 days	1 days	✓
Speciated Metals : Hexavalent Chromium (Cr VI) by IC										
Glass soil jar/Teflon lined cap [ON MECP] BH25-07 SA2	E532	10-Nov-2025	19-Nov-2025	30 days	9 days	✓	20-Nov-2025	7 days	1 days	✓
Speciated Metals : Hexavalent Chromium (Cr VI) by IC										
Glass soil jar/Teflon lined cap [ON MECP] BH25-07 SA3	E532	10-Nov-2025	19-Nov-2025	30 days	9 days	✓	20-Nov-2025	7 days	1 days	✓
Speciated Metals : Hexavalent Chromium (Cr VI) by IC										
Glass soil jar/Teflon lined cap [ON MECP] BH25-07 SA4	E532	10-Nov-2025	19-Nov-2025	30 days	9 days	✓	20-Nov-2025	7 days	1 days	✓
Speciated Metals : Hexavalent Chromium (Cr VI) by IC										
Glass soil jar/Teflon lined cap [ON MECP] BH25-07 SA5	E532	10-Nov-2025	19-Nov-2025	30 days	9 days	✓	20-Nov-2025	7 days	1 days	✓
Speciated Metals : Hexavalent Chromium (Cr VI) by IC										
Glass soil jar/Teflon lined cap [ON MECP] BH25-08 SA1	E532	10-Nov-2025	19-Nov-2025	30 days	9 days	✓	20-Nov-2025	7 days	1 days	✓
Speciated Metals : Hexavalent Chromium (Cr VI) by IC										
Glass soil jar/Teflon lined cap [ON MECP] BH25-08 SA2	E532	10-Nov-2025	19-Nov-2025	30 days	9 days	✓	20-Nov-2025	7 days	1 days	✓
Speciated Metals : Hexavalent Chromium (Cr VI) by IC										
Glass soil jar/Teflon lined cap [ON MECP] BH25-08 SA3	E532	10-Nov-2025	19-Nov-2025	30 days	9 days	✓	20-Nov-2025	7 days	1 days	✓

Matrix: **Soil/Solid**

Evaluation: × = Holding time exceedance ; ✓ = Within Holding Time

Analyte Group : Analytical Method / Container / Client Sample ID(s)	Method	Sampling Date	Extraction / Preparation				Analysis			
			Preparation Date	Holding Times Rec	Holding Times Actual	Eval	Analysis Date	Holding Times Rec	Holding Times Actual	Eval
Speciated Metals : Hexavalent Chromium (Cr VI) by IC										
Glass soil jar/Teflon lined cap [ON MECP] BH25-08 SA4	E532	10-Nov-2025	19-Nov-2025	30 days	9 days	✓	20-Nov-2025	7 days	1 days	✓
Speciated Metals : Hexavalent Chromium (Cr VI) by IC										
Glass soil jar/Teflon lined cap [ON MECP] BH25-08 SA5	E532	10-Nov-2025	19-Nov-2025	30 days	9 days	✓	20-Nov-2025	7 days	1 days	✓
Speciated Metals : Hexavalent Chromium (Cr VI) by IC										
Glass soil jar/Teflon lined cap [ON MECP] BH25-09 SA2	E532	10-Nov-2025	19-Nov-2025	30 days	9 days	✓	20-Nov-2025	7 days	1 days	✓
Speciated Metals : Hexavalent Chromium (Cr VI) by IC										
Glass soil jar/Teflon lined cap [ON MECP] BH25-09 SA3	E532	10-Nov-2025	19-Nov-2025	30 days	9 days	✓	20-Nov-2025	7 days	1 days	✓
Speciated Metals : Hexavalent Chromium (Cr VI) by IC										
Glass soil jar/Teflon lined cap [ON MECP] BH25-09 SA4	E532	10-Nov-2025	19-Nov-2025	30 days	9 days	✓	20-Nov-2025	7 days	1 days	✓
Speciated Metals : Hexavalent Chromium (Cr VI) by IC										
Glass soil jar/Teflon lined cap [ON MECP] BH25-09 SA5	E532	10-Nov-2025	19-Nov-2025	30 days	9 days	✓	20-Nov-2025	7 days	1 days	✓
Speciated Metals : Hexavalent Chromium (Cr VI) by IC										
Glass soil jar/Teflon lined cap [ON MECP] BH25-10 SA2	E532	10-Nov-2025	19-Nov-2025	30 days	9 days	✓	20-Nov-2025	7 days	1 days	✓
Speciated Metals : Hexavalent Chromium (Cr VI) by IC										
Glass soil jar/Teflon lined cap [ON MECP] BH25-10 SA3	E532	10-Nov-2025	19-Nov-2025	30 days	9 days	✓	20-Nov-2025	7 days	1 days	✓
Speciated Metals : Hexavalent Chromium (Cr VI) by IC										
Glass soil jar/Teflon lined cap [ON MECP] BH25-10 SA4	E532	10-Nov-2025	19-Nov-2025	30 days	9 days	✓	20-Nov-2025	7 days	1 days	✓

Matrix: **Soil/Solid**

Evaluation: × = Holding time exceedance ; ✓ = Within Holding Time

Analyte Group : Analytical Method / Container / Client Sample ID(s)	Method	Sampling Date	Extraction / Preparation				Analysis			
			Preparation Date	Holding Times Rec	Holding Times Actual	Eval	Analysis Date	Holding Times Rec	Holding Times Actual	Eval
Speciated Metals : Hexavalent Chromium (Cr VI) by IC										
Glass soil jar/Teflon lined cap [ON MECP] BH25-05 SA6-DUP	E532	10-Nov-2025	19-Nov-2025	30 days	9 days	✓	21-Nov-2025	7 days	2 days	✓
Speciated Metals : Hexavalent Chromium (Cr VI) by IC										
Glass soil jar/Teflon lined cap [ON MECP] BH25-07 SA1	E532	10-Nov-2025	19-Nov-2025	30 days	9 days	✓	21-Nov-2025	7 days	2 days	✓
Speciated Metals : Hexavalent Chromium (Cr VI) by IC										
Glass soil jar/Teflon lined cap [ON MECP] BH25-09 SA1	E532	10-Nov-2025	19-Nov-2025	30 days	9 days	✓	21-Nov-2025	7 days	2 days	✓
Speciated Metals : Hexavalent Chromium (Cr VI) by IC										
Glass soil jar/Teflon lined cap [ON MECP] BH25-10 SA1	E532	10-Nov-2025	19-Nov-2025	30 days	9 days	✓	21-Nov-2025	7 days	2 days	✓
Speciated Metals : Hexavalent Chromium (Cr VI) by IC										
Glass soil jar/Teflon lined cap [ON MECP] BH25-10 SA5	E532	10-Nov-2025	19-Nov-2025	30 days	9 days	✓	21-Nov-2025	7 days	2 days	✓
Speciated Metals : Hexavalent Chromium (Cr VI) by IC										
Glass soil jar/Teflon lined cap [ON MECP] BH25-11 SA1	E532	10-Nov-2025	19-Nov-2025	30 days	9 days	✓	21-Nov-2025	7 days	2 days	✓
Speciated Metals : Hexavalent Chromium (Cr VI) by IC										
Glass soil jar/Teflon lined cap [ON MECP] BH25-11 SA2	E532	10-Nov-2025	19-Nov-2025	30 days	9 days	✓	21-Nov-2025	7 days	2 days	✓
Speciated Metals : Hexavalent Chromium (Cr VI) by IC										
Glass soil jar/Teflon lined cap [ON MECP] BH25-11 SA3	E532	10-Nov-2025	19-Nov-2025	30 days	9 days	✓	21-Nov-2025	7 days	2 days	✓
Speciated Metals : Hexavalent Chromium (Cr VI) by IC										
Glass soil jar/Teflon lined cap [ON MECP] BH25-11 SA4	E532	10-Nov-2025	19-Nov-2025	30 days	9 days	✓	21-Nov-2025	7 days	2 days	✓

Matrix: **Soil/Solid**

Evaluation: × = Holding time exceedance ; ✓ = Within Holding Time

Analyte Group : Analytical Method / Container / Client Sample ID(s)	Method	Sampling Date	Extraction / Preparation				Analysis			
			Preparation Date	Holding Times Rec	Holding Times Actual	Eval	Analysis Date	Holding Times Rec	Holding Times Actual	Eval
Speciated Metals : Hexavalent Chromium (Cr VI) by IC										
Glass soil jar/Teflon lined cap [ON MECP] BH25-11 SA5	E532	10-Nov-2025	19-Nov-2025	30 days	9 days	✓	21-Nov-2025	7 days	2 days	✓
Speciated Metals : Hexavalent Chromium (Cr VI) by IC										
Glass soil jar/Teflon lined cap [ON MECP] BH25-12 SA1	E532	10-Nov-2025	19-Nov-2025	30 days	9 days	✓	21-Nov-2025	7 days	2 days	✓
Speciated Metals : Hexavalent Chromium (Cr VI) by IC										
Glass soil jar/Teflon lined cap [ON MECP] BH25-12 SA2	E532	10-Nov-2025	19-Nov-2025	30 days	9 days	✓	21-Nov-2025	7 days	2 days	✓
Speciated Metals : Hexavalent Chromium (Cr VI) by IC										
Glass soil jar/Teflon lined cap [ON MECP] BH25-12 SA3	E532	10-Nov-2025	19-Nov-2025	30 days	9 days	✓	21-Nov-2025	7 days	2 days	✓
Speciated Metals : Hexavalent Chromium (Cr VI) by IC										
Glass soil jar/Teflon lined cap [ON MECP] BH25-12 SA4	E532	10-Nov-2025	19-Nov-2025	30 days	9 days	✓	21-Nov-2025	7 days	2 days	✓
Speciated Metals : Hexavalent Chromium (Cr VI) by IC										
Glass soil jar/Teflon lined cap [ON MECP] BH25-12 SA5	E532	10-Nov-2025	19-Nov-2025	30 days	9 days	✓	21-Nov-2025	7 days	2 days	✓
Speciated Metals : Hexavalent Chromium (Cr VI) by IC										
Glass soil jar/Teflon lined cap [ON MECP] BH25-13 SA1	E532	10-Nov-2025	19-Nov-2025	30 days	9 days	✓	21-Nov-2025	7 days	2 days	✓
Speciated Metals : Hexavalent Chromium (Cr VI) by IC										
Glass soil jar/Teflon lined cap [ON MECP] BH25-13 SA2	E532	10-Nov-2025	19-Nov-2025	30 days	9 days	✓	21-Nov-2025	7 days	2 days	✓
Speciated Metals : Hexavalent Chromium (Cr VI) by IC										
Glass soil jar/Teflon lined cap [ON MECP] BH25-13 SA3	E532	10-Nov-2025	19-Nov-2025	30 days	9 days	✓	21-Nov-2025	7 days	2 days	✓

Matrix: **Soil/Solid**

Evaluation: × = Holding time exceedance ; ✓ = Within Holding Time

Analyte Group : Analytical Method / Container / Client Sample ID(s)	Method	Sampling Date	Extraction / Preparation				Analysis			
			Preparation Date	Holding Times Rec	Holding Times Actual	Eval	Analysis Date	Holding Times Rec	Holding Times Actual	Eval
Speciated Metals : Hexavalent Chromium (Cr VI) by IC										
Glass soil jar/Teflon lined cap [ON MECP]										
BH25-13 SA4	E532	10-Nov-2025	19-Nov-2025	30 days	9 days	✓	21-Nov-2025	7 days	2 days	✓
Speciated Metals : Hexavalent Chromium (Cr VI) by IC										
Glass soil jar/Teflon lined cap [ON MECP]										
BH25-13 SA5	E532	10-Nov-2025	19-Nov-2025	30 days	9 days	✓	21-Nov-2025	7 days	2 days	✓
TCLP Extractables : Fluoride by IC (TCLP)										
HDPE [ON MECP]										
TCLP	E240.F	19-Nov-2025	20-Nov-2025	37 days	10 days	✓	20-Nov-2025	37 days	10 days	✓
TCLP Extractables : Nitrate by IC (TCLP)										
HDPE [ON MECP]										
TCLP	E240.NO3	19-Nov-2025	20-Nov-2025	16 days	10 days	✓	20-Nov-2025	16 days	10 days	✓
TCLP Extractables : Nitrite by IC (TCLP)										
HDPE [ON MECP]										
TCLP	E240.NO2	19-Nov-2025	20-Nov-2025	16 days	10 days	✓	20-Nov-2025	16 days	10 days	✓
TCLP Extractables : PAHs by GC-MS (TCLP)										
Amber glass/Teflon lined cap (sodium bisulfate)										
TCLP	E644	19-Nov-2025	20-Nov-2025	23 days	10 days	✓	20-Nov-2025	40 days	0 days	✓
TCLP Extractables : PCB Aroclors by GC-MS (TCLP)										
Amber glass/Teflon lined cap										
TCLP	E688A	19-Nov-2025	20-Nov-2025	23 days	10 days	✓	21-Nov-2025	40 days	1 days	✓
TCLP Extractables : WAD Cyanide (TCLP)										
HDPE-Total (Lab Preserved)										
TCLP	E337A	19-Nov-2025	20-Nov-2025	23 days	10 days	✓	20-Nov-2025	23 days	10 days	✓
TCLP Metals : Mercury by CVAAS (TCLP)										
Glass vial - total (lab preserved)										
TCLP	E512	19-Nov-2025	20-Nov-2025	37 days	10 days	✓	20-Nov-2025	37 days	10 days	✓

Matrix: **Soil/Solid**

Evaluation: × = Holding time exceedance ; ✓ = Within Holding Time

Analyte Group : Analytical Method / Container / Client Sample ID(s)	Method	Sampling Date	Extraction / Preparation				Analysis			
			Preparation Date	Holding Times Rec	Holding Times Actual	Eval	Analysis Date	Holding Times Rec	Holding Times Actual	Eval
TCLP Metals : Metals by CRC ICPMS (TCLP)										
HDPE - total (lab preserved)										
TCLP	E444	19-Nov-2025	20-Nov-2025	189 days	10 days	✓	20-Nov-2025	189 days	10 days	✓
TCLP Metals : TCLP Leachate Preparation (Metals, Inorganics, and SVOCs)										
Lab Split - Non-Volatile Leach: 14 day HT (e.g. CN,SVOC)										
TCLP	EPP444	10-Nov-2025	19-Nov-2025	----	----		----	14 days	9 days	✓
TCLP VOCs : VOCs by Headspace GC-MS (TCLP)										
Glass vial (sodium bisulfate)										
TCLP	E615B	19-Nov-2025	20-Nov-2025	23 days	10 days	✓	20-Nov-2025	23 days	10 days	✓
Volatile Organic Compounds : BTEX by Headspace GC-MS										
Glass soil methanol vial [ON MECP]										
BH25-12 SA3	E611A	10-Nov-2025	20-Nov-2025	14 days	10 days	✓	20-Nov-2025	40 days	0 days	✓
Volatile Organic Compounds : BTEX by Headspace GC-MS										
Glass soil methanol vial [ON MECP]										
BH25-12 SA4	E611A	10-Nov-2025	20-Nov-2025	14 days	10 days	✓	21-Nov-2025	40 days	1 days	✓
Volatile Organic Compounds : BTEX by Headspace GC-MS										
Glass soil methanol vial [ON MECP]										
BH25-13 SA3	E611A	10-Nov-2025	20-Nov-2025	14 days	10 days	✓	21-Nov-2025	40 days	1 days	✓
Volatile Organic Compounds : BTEX by Headspace GC-MS										
Glass soil methanol vial [ON MECP]										
BH25-13 SA4	E611A	10-Nov-2025	20-Nov-2025	14 days	10 days	✓	21-Nov-2025	40 days	1 days	✓
Volatile Organic Compounds : BTEX by Headspace GC-MS										
Glass soil methanol vial [ON MECP]										
BH25-13 SA5	E611A	10-Nov-2025	20-Nov-2025	14 days	10 days	✓	21-Nov-2025	40 days	1 days	✓
Volatile Organic Compounds : BTEX by Headspace GC-MS										
Glass soil methanol vial [ON MECP]										
BH25-12 SA5	E611A	10-Nov-2025	25-Nov-2025	14 days	14 days	✓	25-Nov-2025	40 days	0 days	✓

Matrix: **Soil/Solid**

Evaluation: × = Holding time exceedance ; ✓ = Within Holding Time

Analyte Group : Analytical Method / Container / Client Sample ID(s)	Method	Sampling Date	Extraction / Preparation				Analysis			
			Preparation Date	Holding Times Rec	Holding Times Actual	Eval	Analysis Date	Holding Times Rec	Holding Times Actual	Eval
Volatile Organic Compounds : VOCs (Eastern Canada List) by Headspace GC-MS										
Glass soil methanol vial [ON MECP] DUP-02	E611D	10-Nov-2025	19-Nov-2025	14 days	10 days	✓	20-Nov-2025	40 days	1 days	✓
Volatile Organic Compounds : VOCs (Eastern Canada List) by Headspace GC-MS										
Glass soil methanol vial [ON MECP] DUP-04	E611D	10-Nov-2025	19-Nov-2025	14 days	10 days	✓	20-Nov-2025	40 days	1 days	✓
Volatile Organic Compounds : VOCs (Eastern Canada List) by Headspace GC-MS										
Glass soil methanol vial [ON MECP] BH25-06-SS6 DUP	E611D	10-Nov-2025	24-Nov-2025	14 days	14 days	✓	25-Nov-2025	40 days	0 days	✓
Volatile Organic Compounds : VOCs (Eastern Canada List) by Headspace GC-MS										
Glass soil methanol vial [ON MECP] BH25-12 SA1	E611D	10-Nov-2025	24-Nov-2025	14 days	14 days	✓	25-Nov-2025	40 days	0 days	✓
Volatile Organic Compounds : VOCs (Eastern Canada List) by Headspace GC-MS										
Glass soil methanol vial [ON MECP] BH25-13 SA1	E611D	10-Nov-2025	24-Nov-2025	14 days	14 days	✓	25-Nov-2025	40 days	0 days	✓
Volatile Organic Compounds : VOCs (Eastern Canada List) by Headspace GC-MS										
Glass soil methanol vial [ON MECP] BH25-04 SA2	E611D	11-Nov-2025	19-Nov-2025	14 days	8 days	✓	20-Nov-2025	40 days	1 days	✓
Volatile Organic Compounds : VOCs (Eastern Canada List) by Headspace GC-MS										
Glass soil methanol vial [ON MECP] BH25-04 SA5	E611D	11-Nov-2025	19-Nov-2025	14 days	8 days	✓	20-Nov-2025	40 days	1 days	✓
Volatile Organic Compounds : VOCs (Eastern Canada List) by Headspace GC-MS										
Glass soil methanol vial [ON MECP] BH25-05 SA1	E611D	11-Nov-2025	19-Nov-2025	14 days	8 days	✓	20-Nov-2025	40 days	1 days	✓
Volatile Organic Compounds : VOCs (Eastern Canada List) by Headspace GC-MS										
Glass soil methanol vial [ON MECP] BH25-05 SA6	E611D	11-Nov-2025	19-Nov-2025	14 days	8 days	✓	20-Nov-2025	40 days	1 days	✓

Matrix: **Soil/Solid**

Evaluation: × = Holding time exceedance ; ✓ = Within Holding Time

Analyte Group : Analytical Method / Container / Client Sample ID(s)	Method	Sampling Date	Extraction / Preparation				Analysis			
			Preparation Date	Holding Times Rec	Holding Times Actual	Eval	Analysis Date	Holding Times Rec	Holding Times Actual	Eval
Volatile Organic Compounds : VOCs (Eastern Canada List) by Headspace GC-MS										
Glass soil methanol vial [ON MECP] BH25-06 SA2	E611D	11-Nov-2025	19-Nov-2025	14 days	8 days	✓	20-Nov-2025	40 days	1 days	✓
Volatile Organic Compounds : VOCs (Eastern Canada List) by Headspace GC-MS										
Glass soil methanol vial [ON MECP] BH25-06 SA6	E611D	11-Nov-2025	19-Nov-2025	14 days	8 days	✓	20-Nov-2025	40 days	1 days	✓
Volatile Organic Compounds : VOCs (Eastern Canada List) by Headspace GC-MS										
Glass soil methanol vial [ON MECP] BH25-05 SA6-DUP	E611D	10-Nov-2025	19-Nov-2025	14 days	9 days	✓	20-Nov-2025	40 days	1 days	✓
Volatile Organic Compounds : VOCs (Eastern Canada List) by Headspace GC-MS										
Glass soil methanol vial [ON MECP] BH25-06 SA2-DUP	E611D	10-Nov-2025	19-Nov-2025	14 days	9 days	✓	20-Nov-2025	40 days	1 days	✓
Volatile Organic Compounds : VOCs (Eastern Canada List) by Headspace GC-MS										
Glass soil methanol vial [ON MECP] BH25-07 SA1	E611D	10-Nov-2025	19-Nov-2025	14 days	9 days	✓	20-Nov-2025	40 days	1 days	✓
Volatile Organic Compounds : VOCs (Eastern Canada List) by Headspace GC-MS										
Glass soil methanol vial [ON MECP] BH25-07 SA2	E611D	10-Nov-2025	19-Nov-2025	14 days	9 days	✓	20-Nov-2025	40 days	1 days	✓
Volatile Organic Compounds : VOCs (Eastern Canada List) by Headspace GC-MS										
Glass soil methanol vial [ON MECP] BH25-07 SA3	E611D	10-Nov-2025	19-Nov-2025	14 days	9 days	✓	20-Nov-2025	40 days	1 days	✓
Volatile Organic Compounds : VOCs (Eastern Canada List) by Headspace GC-MS										
Glass soil methanol vial [ON MECP] BH25-07 SA4	E611D	10-Nov-2025	19-Nov-2025	14 days	9 days	✓	20-Nov-2025	40 days	1 days	✓
Volatile Organic Compounds : VOCs (Eastern Canada List) by Headspace GC-MS										
Glass soil methanol vial [ON MECP] BH25-07 SA5	E611D	10-Nov-2025	19-Nov-2025	14 days	9 days	✓	20-Nov-2025	40 days	1 days	✓

Matrix: **Soil/Solid**

Evaluation: × = Holding time exceedance ; ✓ = Within Holding Time

Analyte Group : Analytical Method / Container / Client Sample ID(s)	Method	Sampling Date	Extraction / Preparation				Analysis			
			Preparation Date	Holding Times Rec	Holding Times Actual	Eval	Analysis Date	Holding Times Rec	Holding Times Actual	Eval
Volatile Organic Compounds : VOCs (Eastern Canada List) by Headspace GC-MS										
Glass soil methanol vial [ON MECP] BH25-08 SA1	E611D	10-Nov-2025	19-Nov-2025	14 days	9 days	✓	20-Nov-2025	40 days	1 days	✓
Volatile Organic Compounds : VOCs (Eastern Canada List) by Headspace GC-MS										
Glass soil methanol vial [ON MECP] BH25-08 SA2	E611D	10-Nov-2025	19-Nov-2025	14 days	9 days	✓	20-Nov-2025	40 days	1 days	✓
Volatile Organic Compounds : VOCs (Eastern Canada List) by Headspace GC-MS										
Glass soil methanol vial [ON MECP] BH25-08 SA3	E611D	10-Nov-2025	19-Nov-2025	14 days	9 days	✓	20-Nov-2025	40 days	1 days	✓
Volatile Organic Compounds : VOCs (Eastern Canada List) by Headspace GC-MS										
Glass soil methanol vial [ON MECP] BH25-08 SA4	E611D	10-Nov-2025	19-Nov-2025	14 days	9 days	✓	20-Nov-2025	40 days	1 days	✓
Volatile Organic Compounds : VOCs (Eastern Canada List) by Headspace GC-MS										
Glass soil methanol vial [ON MECP] BH25-08 SA5	E611D	10-Nov-2025	19-Nov-2025	14 days	9 days	✓	20-Nov-2025	40 days	1 days	✓
Volatile Organic Compounds : VOCs (Eastern Canada List) by Headspace GC-MS										
Glass soil methanol vial [ON MECP] BH25-09 SA1	E611D	10-Nov-2025	19-Nov-2025	14 days	9 days	✓	20-Nov-2025	40 days	1 days	✓
Volatile Organic Compounds : VOCs (Eastern Canada List) by Headspace GC-MS										
Glass soil methanol vial [ON MECP] BH25-09 SA2	E611D	10-Nov-2025	19-Nov-2025	14 days	9 days	✓	20-Nov-2025	40 days	1 days	✓
Volatile Organic Compounds : VOCs (Eastern Canada List) by Headspace GC-MS										
Glass soil methanol vial [ON MECP] BH25-09 SA3	E611D	10-Nov-2025	19-Nov-2025	14 days	9 days	✓	20-Nov-2025	40 days	1 days	✓
Volatile Organic Compounds : VOCs (Eastern Canada List) by Headspace GC-MS										
Glass soil methanol vial [ON MECP] BH25-09 SA4	E611D	10-Nov-2025	19-Nov-2025	14 days	9 days	✓	20-Nov-2025	40 days	1 days	✓

Matrix: **Soil/Solid**

Evaluation: × = Holding time exceedance ; ✓ = Within Holding Time

Analyte Group : Analytical Method / Container / Client Sample ID(s)	Method	Sampling Date	Extraction / Preparation				Analysis			
			Preparation Date	Holding Times Rec	Holding Times Actual	Eval	Analysis Date	Holding Times Rec	Holding Times Actual	Eval
Volatile Organic Compounds : VOCs (Eastern Canada List) by Headspace GC-MS										
Glass soil methanol vial [ON MECP] BH25-09 SA5	E611D	10-Nov-2025	19-Nov-2025	14 days	9 days	✓	20-Nov-2025	40 days	1 days	✓
Volatile Organic Compounds : VOCs (Eastern Canada List) by Headspace GC-MS										
Glass soil methanol vial [ON MECP] BH25-10 SA1	E611D	10-Nov-2025	19-Nov-2025	14 days	9 days	✓	20-Nov-2025	40 days	1 days	✓
Volatile Organic Compounds : VOCs (Eastern Canada List) by Headspace GC-MS										
Glass soil methanol vial [ON MECP] BH25-10 SA2	E611D	10-Nov-2025	19-Nov-2025	14 days	9 days	✓	20-Nov-2025	40 days	1 days	✓
Volatile Organic Compounds : VOCs (Eastern Canada List) by Headspace GC-MS										
Glass soil methanol vial [ON MECP] BH25-10 SA3	E611D	10-Nov-2025	19-Nov-2025	14 days	9 days	✓	20-Nov-2025	40 days	1 days	✓
Volatile Organic Compounds : VOCs (Eastern Canada List) by Headspace GC-MS										
Glass soil methanol vial [ON MECP] BH25-10 SA4	E611D	10-Nov-2025	19-Nov-2025	14 days	9 days	✓	20-Nov-2025	40 days	1 days	✓
Volatile Organic Compounds : VOCs (Eastern Canada List) by Headspace GC-MS										
Glass soil methanol vial [ON MECP] BH25-10 SA5	E611D	10-Nov-2025	19-Nov-2025	14 days	9 days	✓	20-Nov-2025	40 days	1 days	✓
Volatile Organic Compounds : VOCs (Eastern Canada List) by Headspace GC-MS										
Glass soil methanol vial [ON MECP] BH25-11 SA1	E611D	10-Nov-2025	19-Nov-2025	14 days	9 days	✓	20-Nov-2025	40 days	1 days	✓
Volatile Organic Compounds : VOCs (Eastern Canada List) by Headspace GC-MS										
Glass soil methanol vial [ON MECP] BH25-11 SA2	E611D	10-Nov-2025	19-Nov-2025	14 days	9 days	✓	20-Nov-2025	40 days	1 days	✓
Volatile Organic Compounds : VOCs (Eastern Canada List) by Headspace GC-MS										
Glass soil methanol vial [ON MECP] BH25-11 SA3	E611D	10-Nov-2025	19-Nov-2025	14 days	9 days	✓	20-Nov-2025	40 days	1 days	✓

Matrix: **Soil/Solid**

Evaluation: × = Holding time exceedance ; ✓ = Within Holding Time

Analyte Group : Analytical Method / Container / Client Sample ID(s)	Method	Sampling Date	Extraction / Preparation				Analysis			
			Preparation Date	Holding Times Rec	Holding Times Actual	Eval	Analysis Date	Holding Times Rec	Holding Times Actual	Eval
Volatile Organic Compounds : VOCs (Eastern Canada List) by Headspace GC-MS										
Glass soil methanol vial [ON MECP]										
BH25-11 SA4	E611D	10-Nov-2025	19-Nov-2025	14 days	9 days	✓	20-Nov-2025	40 days	1 days	✓
Volatile Organic Compounds : VOCs (Eastern Canada List) by Headspace GC-MS										
Glass soil methanol vial [ON MECP]										
BH25-11 SA5	E611D	10-Nov-2025	19-Nov-2025	14 days	9 days	✓	20-Nov-2025	40 days	1 days	✓
Volatile Organic Compounds : VOCs (Eastern Canada List) by Headspace GC-MS										
Glass soil methanol vial [ON MECP]										
BH25-12 SA2	E611D	10-Nov-2025	19-Nov-2025	14 days	9 days	✓	20-Nov-2025	40 days	1 days	✓
Volatile Organic Compounds : VOCs (Eastern Canada List) by Headspace GC-MS										
Glass soil methanol vial [ON MECP]										
BH25-13 SA2	E611D	10-Nov-2025	19-Nov-2025	14 days	9 days	✓	20-Nov-2025	40 days	1 days	✓

Legend & Qualifier Definitions

Rec. HT: ALS recommended hold time (see units).

Quality Control Parameter Frequency Compliance

The following report summarizes the frequency of laboratory QC samples analyzed within the analytical batches (QC lots) in which the submitted samples were processed. The actual frequency should be greater than or equal to the expected frequency.

Matrix: **Soil/Solid**

Evaluation: ✗ = *QC frequency outside specification*; ✓ = *QC frequency within specification.*

Quality Control Sample Type			Count		Frequency (%)		
Analytical Methods	*Method*	*QC Lot #*	*QC*	*Regular*	*Actual*	*Expected*	*Evaluation*
Laboratory Duplicates (DUP)							
Conductivity in Soil (1:2 Soil:Water Extraction) (Low Level)	E100-L	2343776	4	69	5.8	5.0	✓
pH by Meter (1:2 Soil:0.01M CaCl2 Extraction) - As Received	E108A	2343774	4	54	7.4	5.0	✓
Moisture Content by Gravimetry	E144	2343780	4	74	5.4	5.0	✓
Fluoride by IC (TCLP)	E240.F	2347151	1	8	12.5	5.0	✓
Nitrite by IC (TCLP)	E240.NO2	2347153	1	8	12.5	5.0	✓
Nitrate by IC (TCLP)	E240.NO3	2347152	1	8	12.5	5.0	✓
WAD Cyanide (0.01M NaOH Extraction)	E336A	2343770	4	44	9.0	5.0	✓
WAD Cyanide (TCLP)	E337A	2347101	1	8	12.5	5.0	✓
Metals in Soil/Solid by CRC ICPMS (<355 µm)	E440C	2343779	4	75	5.3	5.0	✓
Metals by CRC ICPMS (TCLP)	E444	2346925	1	8	12.5	5.0	✓
Sodium Adsorption Ratio (SAR) - 1:2 Soil:Water (Dry)	E484	2343775	4	68	5.8	5.0	✓
Boron-Hot Water Extractable by ICPOES	E487	2343777	4	73	5.4	5.0	✓
Mercury in Soil/Solid by CVAAS (<355 µm)	E510C	2343778	4	73	5.4	5.0	✓
Mercury by CVAAS (TCLP)	E512	2347052	1	8	12.5	5.0	✓
Hexavalent Chromium (Cr VI) by IC	E532	2343773	4	44	9.0	5.0	✓
CCME PHC - F1 by Headspace GC-FID	E581.F1	2344340	6	90	6.6	5.0	✓
CCME PHCs - F2-F4 by GC-FID (Low Level)	E601.SG-L	2343772	5	83	6.0	5.0	✓
BTEX by Headspace GC-MS	E611A	2346891	2	22	9.0	5.0	✓
VOCs (Eastern Canada List) by Headspace GC-MS	E611D	2344339	4	60	6.6	5.0	✓
VOCs by Headspace GC-MS (TCLP)	E615B	2346946	1	7	14.2	5.0	✓
VOCs by Headspace GC-MS (ON mSPLP)	E619D	2348901	1	7	14.2	5.0	✓
PAHs in Soil/solid by Hex:Ace GC-MS	E641A	2343771	4	50	8.0	5.0	✓
PAHs by GC-MS (TCLP)	E644	2347501	0	10	0.0	5.0	✗
PCB Aroclors by GC-MS	E687	2350479	2	8	25.0	5.0	✓
PCB Aroclors by GC-MS (TCLP)	E688A	2347799	0	5	0.0	5.0	✗
Laboratory Control Samples (LCS)							
Conductivity in Soil (1:2 Soil:Water Extraction) (Low Level)	E100-L	2343776	8	69	11.5	10.0	✓
pH by Meter (1:2 Soil:0.01M CaCl2 Extraction) - As Received	E108A	2343774	4	54	7.4	5.0	✓
Moisture Content by Gravimetry	E144	2343780	4	74	5.4	5.0	✓
Fluoride by IC (TCLP)	E240.F	2347151	1	8	12.5	5.0	✓
Nitrite by IC (TCLP)	E240.NO2	2347153	1	8	12.5	5.0	✓
Nitrate by IC (TCLP)	E240.NO3	2347152	1	8	12.5	5.0	✓
WAD Cyanide (0.01M NaOH Extraction)	E336A	2343770	4	44	9.0	5.0	✓
WAD Cyanide (TCLP)	E337A	2347101	1	8	12.5	5.0	✓
Metals in Soil/Solid by CRC ICPMS (<355 µm)	E440C	2343779	8	75	10.6	10.0	✓
Metals by CRC ICPMS (TCLP)	E444	2346925	1	8	12.5	5.0	✓

Matrix: **Soil/Solid**

Evaluation: × = QC frequency outside specification; ✓ = QC frequency within specification.

Quality Control Sample Type			Count		Frequency (%)		
Analytical Methods	*Method*	*QC Lot #*	*QC*	*Regular*	*Actual*	*Expected*	*Evaluation*
Laboratory Control Samples (LCS) - Continued							
Sodium Adsorption Ratio (SAR) - 1:2 Soil:Water (Dry)	E484	2343775	8	68	11.7	10.0	✓
Boron-Hot Water Extractable by ICPOES	E487	2343777	8	73	10.9	10.0	✓
Mercury in Soil/Solid by CVAAS (<355 µm)	E510C	2343778	8	73	10.9	10.0	✓
Mercury by CVAAS (TCLP)	E512	2347052	1	8	12.5	5.0	✓
Hexavalent Chromium (Cr VI) by IC	E532	2343773	8	44	18.1	10.0	✓
CCME PHC - F1 by Headspace GC-FID	E581.F1	2344340	6	90	6.6	5.0	✓
CCME PHCs - F2-F4 by GC-FID (Low Level)	E601.SG-L	2343772	5	83	6.0	5.0	✓
BTEX by Headspace GC-MS	E611A	2346891	2	22	9.0	5.0	✓
VOCs (Eastern Canada List) by Headspace GC-MS	E611D	2344339	4	60	6.6	5.0	✓
VOCs by Headspace GC-MS (TCLP)	E615B	2346946	1	7	14.2	5.0	✓
VOCs by Headspace GC-MS (ON mSPLP)	E619D	2348901	1	7	14.2	5.0	✓
PAHs in Soil/solid by Hex:Ace GC-MS	E641A	2343771	4	50	8.0	5.0	✓
PAHs by GC-MS (TCLP)	E644	2347501	1	10	10.0	5.0	✓
PCB Aroclors by GC-MS	E687	2350479	2	8	25.0	5.0	✓
PCB Aroclors by GC-MS (TCLP)	E688A	2347799	1	5	20.0	5.0	✓
Method Blanks (MB)							
Conductivity in Soil (1:2 Soil:Water Extraction) (Low Level)	E100-L	2343776	4	69	5.8	5.0	✓
Moisture Content by Gravimetry	E144	2343780	4	74	5.4	5.0	✓
Fluoride by IC (TCLP)	E240.F	2347151	1	8	12.5	5.0	✓
Nitrite by IC (TCLP)	E240.NO2	2347153	1	8	12.5	5.0	✓
Nitrate by IC (TCLP)	E240.NO3	2347152	1	8	12.5	5.0	✓
WAD Cyanide (0.01M NaOH Extraction)	E336A	2343770	4	44	9.0	5.0	✓
WAD Cyanide (TCLP)	E337A	2347101	1	8	12.5	5.0	✓
Metals in Soil/Solid by CRC ICPMS (<355 µm)	E440C	2343779	4	75	5.3	5.0	✓
Metals by CRC ICPMS (TCLP)	E444	2346925	1	8	12.5	5.0	✓
Sodium Adsorption Ratio (SAR) - 1:2 Soil:Water (Dry)	E484	2343775	4	68	5.8	5.0	✓
Boron-Hot Water Extractable by ICPOES	E487	2343777	4	73	5.4	5.0	✓
Mercury in Soil/Solid by CVAAS (<355 µm)	E510C	2343778	4	73	5.4	5.0	✓
Mercury by CVAAS (TCLP)	E512	2347052	1	8	12.5	5.0	✓
Hexavalent Chromium (Cr VI) by IC	E532	2343773	4	44	9.0	5.0	✓
CCME PHC - F1 by Headspace GC-FID	E581.F1	2344340	6	90	6.6	5.0	✓
CCME PHCs - F2-F4 by GC-FID (Low Level)	E601.SG-L	2343772	5	83	6.0	5.0	✓
BTEX by Headspace GC-MS	E611A	2346891	2	22	9.0	5.0	✓
VOCs (Eastern Canada List) by Headspace GC-MS	E611D	2344339	4	60	6.6	5.0	✓
VOCs by Headspace GC-MS (TCLP)	E615B	2346946	1	7	14.2	5.0	✓
VOCs by Headspace GC-MS (ON mSPLP)	E619D	2348901	1	7	14.2	5.0	✓
PAHs in Soil/solid by Hex:Ace GC-MS	E641A	2343771	4	50	8.0	5.0	✓
PAHs by GC-MS (TCLP)	E644	2347501	1	10	10.0	5.0	✓
PCB Aroclors by GC-MS	E687	2350479	2	8	25.0	5.0	✓

Matrix: **Soil/Solid**

Evaluation: × = *QC frequency outside specification*; ✓ = *QC frequency within specification.*

Quality Control Sample Type			Count		Frequency (%)		
Analytical Methods	*Method*	*QC Lot #*	*QC*	*Regular*	*Actual*	*Expected*	*Evaluation*
Method Blanks (MB) - Continued							
PCB Aroclors by GC-MS (TCLP)	E688A	2347799	1	5	20.0	5.0	✓
Matrix Spikes (MS)							
Fluoride by IC (TCLP)	E240.F	2347151	1	8	12.5	5.0	✓
Nitrite by IC (TCLP)	E240.NO2	2347153	1	8	12.5	5.0	✓
Nitrate by IC (TCLP)	E240.NO3	2347152	1	8	12.5	5.0	✓
WAD Cyanide (0.01M NaOH Extraction)	E336A	2343770	4	44	9.0	5.0	✓
WAD Cyanide (TCLP)	E337A	2347101	1	8	12.5	5.0	✓
Metals by CRC ICPMS (TCLP)	E444	2346925	1	8	12.5	5.0	✓
Mercury by CVAAS (TCLP)	E512	2347052	1	8	12.5	5.0	✓
CCME PHC - F1 by Headspace GC-FID	E581.F1	2344340	6	90	6.6	5.0	✓
CCME PHCs - F2-F4 by GC-FID (Low Level)	E601.SG-L	2343772	5	83	6.0	5.0	✓
BTEX by Headspace GC-MS	E611A	2346891	2	22	9.0	5.0	✓
VOCs (Eastern Canada List) by Headspace GC-MS	E611D	2344339	4	60	6.6	5.0	✓
VOCs by Headspace GC-MS (TCLP)	E615B	2346946	1	7	14.2	5.0	✓
VOCs by Headspace GC-MS (ON mSPLP)	E619D	2348901	1	7	14.2	5.0	✓
PAHs in Soil/solid by Hex:Ace GC-MS	E641A	2343771	4	50	8.0	5.0	✓
PAHs by GC-MS (TCLP)	E644	2347501	0	10	0.0	5.0	×
PCB Aroclors by GC-MS	E687	2350479	2	8	25.0	5.0	✓
PCB Aroclors by GC-MS (TCLP)	E688A	2347799	0	5	0.0	5.0	×

Methodology References and Summaries

The analytical methods used by ALS are developed using internationally recognized reference methods (where available), such as those published by US EPA, APHA Standard Methods, ASTM, ISO, Environment Canada, BC MOE, and Ontario MOE. Reference methods may incorporate modifications to improve performance (indicated by "mod").

Analytical Methods	Method / Lab	Matrix	Method Reference	Method Descriptions
Conductivity in Soil (1:2 Soil:Water Extraction) (Low Level)	E100-L ALS Environmental - Waterloo	Soil/Solid	CSSS Ch. 15 (mod)/APHA 2510 (mod)	Conductivity, also known as Electrical Conductivity (EC) or Specific Conductance, is measured by immersion of a conductivity cell with platinum electrodes into a soil sample that has been added in a defined ratio of soil to deionized water, then shaken well and allowed to settle. Conductance is measured in the fluid that is observed in the upper layer.
pH by Meter (1:2 Soil:0.01M CaCl2 Extraction) - As Received	E108A ALS Environmental - Waterloo	Soil/Solid	MECP E3530	pH is determined by potentiometric measurement with a pH electrode, and is conducted at ambient laboratory temperature (normally 20 ± 5°C) and is carried out in accordance with procedures described in the Analytical Protocol (prescriptive method). A minimum 10g portion of the sample, as received, is extracted with 20mL of 0.01M calcium chloride solution by shaking for at least 30 minutes. The aqueous layer is separated from the soil by centrifuging, settling, or decanting and then analyzed using a pH meter and electrode. This method is equivalent to ASTM D4972 and is acceptable for topsoil analysis.
Moisture Content by Gravimetry	E144 ALS Environmental - Waterloo	Soil/Solid	CCME PHC in Soil - Tier 1	Moisture is measured gravimetrically by drying the sample at 105°C. Moisture content is calculated as the weight loss (due to water) divided by the wet weight of the sample, expressed as a percentage.
Ignitability (O. Reg. 347/558)	E209 ALS Environmental - Waterloo	Soil/Solid	EPA 1030 (mod)	Ignitability is determined by placing a sample on a ceramic tile and formed into a test strip. One end of the strip is then heated with a torch. Any burn rate for non-metallic samples that exceeds 2.2 mm/sec is considered to have a positive result. For metals, a burn rate of more than 0.17 mm/sec is considered to have a positive result.
Fluoride by IC (TCLP)	E240.F ALS Environmental - Waterloo	Soil/Solid	EPA 1311/EPA 300.1 (mod)	Inorganic anions are analyzed by obtaining an extract produced by the Toxicity Characteristic Leachate Procedure (TCLP) as per EPA 1311, which is then analyzed by Ion Chromatography with conductivity and/or UV detection.
Nitrite by IC (TCLP)	E240.NO2 ALS Environmental - Waterloo	Soil/Solid	EPA 1311/EPA 300.1 (mod)	Inorganic anions are analyzed by obtaining an extract produced by the Toxicity Characteristic Leachate Procedure (TCLP) as per EPA 1311, which is then analyzed by Ion Chromatography with conductivity and/or UV detection.
Nitrate by IC (TCLP)	E240.NO3 ALS Environmental - Waterloo	Soil/Solid	EPA 1311/EPA 300.1 (mod)	Inorganic anions are analyzed by obtaining an extract produced by the Toxicity Characteristic Leachate Procedure (TCLP) as per EPA 1311, which is then analyzed by Ion Chromatography with conductivity and/or UV detection.
WAD Cyanide (0.01M NaOH Extraction)	E336A ALS Environmental - Waterloo	Soil/Solid	ON MECP E3015 (mod)	Weak Acid Dissociable (WAD) cyanide is determined after extraction by Continuous Flow Analyzer (CFA) with in-line distillation followed by colourmetric analysis.

Analytical Methods	Method / Lab	Matrix	Method Reference	Method Descriptions
WAD Cyanide (TCLP)	E337A ALS Environmental - Waterloo	Soil/Solid	APHA 4500-CN I (mod)	Weak Acid Dissociable (WAD) cyanide is determined after extraction by Continuous Flow Analyzer (CFA) with in-line distillation followed by colourmetric analysis.
Metals in Soil/Solid by CRC ICPMS (<355 µm)	E440C ALS Environmental - Waterloo	Soil/Solid	EPA 6020B (mod)	This method is intended to liberate metals that may be environmentally available. Samples are dried, then sieved through a 355 µm sieve, and digested with HNO3 and HCl. Dependent on sample matrix, some metals may be only partially recovered, including Al, Ba, Be, Cr, Sr, Ti, Tl, V, W, and Zr. Silicate minerals are not solubilized. Volatile forms of sulfur (including sulfide) may not be captured, as they may be lost during sampling, storage, or digestion. This method does not adequately recover elemental sulfur, and is unsuitable for assessment of elemental sulfur standards or guidelines. Analysis is by Collision/Reaction Cell ICPMS.
Metals by CRC ICPMS (TCLP)	E444 ALS Environmental - Waterloo	Soil/Solid	EPA 1311/6020B (mod)	An extract produced by the Toxicity Characteristic Leachate Procedure (TCLP) as per EPA 1311 is analyzed by Collision/Reaction Cell ICPMS.
Sodium Adsorption Ratio (SAR) - 1:2 Soil:Water (Dry)	E484 ALS Environmental - Waterloo	Soil/Solid	SW846 6010C	A dried, disaggregated solid sample is extracted with deionized water, the aqueous extract is separated from the solid, acidified and then analyzed using a ICP/OES. The concentrations of Na, Ca and Mg are reported as per CALA requirements for calculated parameters. These individual parameters are not for comparison to any guideline.
Boron-Hot Water Extractable by ICPOES	E487 ALS Environmental - Waterloo	Soil/Solid	HW EXTR, EPA 6010B	A dried solid sample is extracted with calcium chloride, the sample undergoes a heating process. After cooling the sample is filtered and analyzed by ICP/OES. Analysis conducted in accordance with the Protocol for Analytical Methods Used in the Assessment of Properties under Part XV.1 of the Environmental Protection Act (July 1, 2011).
Mercury in Soil/Solid by CVAAS (<355 µm)	E510C ALS Environmental - Waterloo	Soil/Solid	EPA 200.2/1631 Appendix (mod)	Samples are sieved through a 355 µm sieve, and digested with HNO3 and HCl, followed by CVAAS analysis.
Mercury by CVAAS (TCLP)	E512 ALS Environmental - Waterloo	Soil/Solid	EPA 1311/245.1 (mod)	An extract produced by the Toxicity Characteristic Leachate Procedure (TCLP) as per EPA 1311 is analyzed by CVAAS.
Hexavalent Chromium (Cr VI) by IC	E532 ALS Environmental - Waterloo	Soil/Solid	APHA 3500-CR C	Instrumental analysis is performed by ion chromatography with UV detection.

Analytical Methods	Method / Lab	Matrix	Method Reference	Method Descriptions
CCME PHC - F1 by Headspace GC-FID	E581.F1 ALS Environmental - Waterloo	Soil/Solid	CCME PHC in Soil - Tier 1	CCME Fraction 1 (F1) is analyzed by static headspace GC-FID. Samples are prepared in headspace vials and are heated and agitated on the headspace autosampler, causing VOCs to partition between the aqueous phase and the headspace in accordance with Henry's law. Analytical methods for CCME Petroleum Hydrocarbons (PHCs) are validated to comply fully with the Reference Method for the Canada-Wide Standard for PHC. Test results are expressed on a dry weight basis. Unless qualified, all required quality control criteria of the CCME PHC method have been met, including response factor and linearity requirements.
CCME PHCs - F2-F4 by GC-FID (Low Level)	E601.SG-L ALS Environmental - Waterloo	Soil/Solid	CCME PHC in Soil - Tier 1	Sample extracts are subjected to in-situ silica gel treatment prior to analysis by GC-FID for CCME hydrocarbon fractions (F2-F4). Analytical methods for CCME Petroleum Hydrocarbons (PHCs) are validated to comply fully with the Reference Method for the Canada-Wide Standard for PHC. Test results are expressed on a dry weight basis. Unless qualified, all required quality control criteria of the CCME PHC method have been met, including response factor and linearity requirements.
BTEX by Headspace GC-MS	E611A ALS Environmental - Waterloo	Soil/Solid	EPA 8260D (mod)	Volatile Organic Compounds (VOCs) are analyzed by static headspace GC-MS. Samples are prepared in headspace vials and are heated and agitated on the headspace autosampler, causing VOCs to partition between the aqueous phase and the headspace in accordance with Henry's law.
VOCs (Eastern Canada List) by Headspace GC-MS	E611D ALS Environmental - Waterloo	Soil/Solid	EPA 8260D (mod)	Volatile Organic Compounds (VOCs) are analyzed by static headspace GC-MS. Samples are prepared in headspace vials and are heated and agitated on the headspace autosampler, causing VOCs to partition between the aqueous phase and the headspace in accordance with Henry's law.
VOCs by Headspace GC-MS (TCLP)	E615B ALS Environmental - Waterloo	Soil/Solid	EPA 1311/8260D (mod)	Volatile Organic Compounds (VOCs) are analyzed by static headspace GC-MS. Samples are prepared in headspace vials and are heated and agitated on the headspace autosampler, causing VOCs to partition between the aqueous phase and the headspace in accordance with Henry's law.
VOCs by Headspace GC-MS (ON mSPLP)	E619D ALS Environmental - Waterloo	Soil/Solid	EPA 8260D (mod)	Volatile Organic Compounds (VOCs) are analyzed by static headspace GC-MS. Samples are prepared in headspace vials and are heated and agitated on the headspace autosampler, causing VOCs to partition between the aqueous phase and the headspace in accordance with Henry's law.

Analytical Methods	Method / Lab	Matrix	Method Reference	Method Descriptions
PAHs in Soil/solid by Hex:Ace GC-MS	E641A ALS Environmental - Waterloo	Soil/Solid	EPA 8270E (mod)	Polycyclic Aromatic Hydrocarbons (PAHs) are extracted with hexane/acetone and analyzed by GC-MS. Benzo(b+j+k)fluoranthene is reported as the arithmetic sum of Benzo(b+j)fluoranthene and Benzo(k)fluoranthene; the limit of reporting (LOR) for this sum is calculated by the root-sum-of-squares (RSS) of the component LORs (per CCME Vol. 4). Where reported, the Index of Additive Cancer Risk (IACR; unitless) and Benzo[a]pyrene toxic potency equivalents (B[a]P-TEQ; in soil concentration units) are calculated per the CCME PAH Soil Quality Guidelines fact sheet (2010) and/or AB Tier 1 using the individually measured PAH results (not pre-summed groupings). For these calculations, any included PAH that is not detected is assigned one-half of its limit of reporting (LOR).
PAHs by GC-MS (TCLP)	E644 ALS Environmental - Waterloo	Soil/Solid	EPA 8270E (mod)	Polycyclic Aromatic Hydrocarbons (PAHs) are analyzed by GC-MS.
PCB Aroclors by GC-MS	E687 ALS Environmental - Waterloo	Soil/Solid	EPA 8270E (mod)	PCB Aroclors are analyzed by GC-MS. Total PCBs are reported as the sum of all detected Aroclors. The detection limit for the total is determined using the root-sum-of-squares (RSS) approach, as defined in CCME, Volume 4: Analytical Methods.
PCB Aroclors by GC-MS (TCLP)	E688A ALS Environmental - Waterloo	Soil/Solid	EPA 8270E (mod)	PCB Aroclors are analyzed by GC-MS
Nitrate and Nitrite (as N), (TCLP) (Calculation)	EC240.N+N ALS Environmental - Waterloo	Soil/Solid	EPA 300.0	Nitrate and Nitrite (as N) is a calculated parameter. Nitrate and Nitrite (as N) = Nitrite (as N) + Nitrate (as N).
F1-BTEX	EC580 ALS Environmental - Waterloo	Soil/Solid	CCME PHC in Soil - Tier 1	F1-BTEX is calculated as follows: F1-BTEX = F1 (C6-C10) minus benzene, toluene, ethylbenzene and xylenes (BTEX).
Sum F1 to F4 (C6-C50)	EC581 ALS Environmental - Waterloo	Soil/Solid	CCME PHC in Soil - Tier 1	Hydrocarbons, total (C6-C50) is the sum of CCME Fractions F1(C6-C10), F2(C10-C16), F3(C16-C34), and F4(C34-C50). F4G-sg is not used within this calculation due to overlap with other fractions.
F2 to F3 minus PAH	EC600 ALS Environmental - Waterloo	Soil/Solid	CCME PHC in Soil - Tier 1	F2-Naphthalene = CCME Fraction 2 (C10-C16) minus Naphthalene F3-PAH = CCME Fraction 3 (C16-C34) minus sPhenanthrene, Fluoranthene, Pyrene, Benz(a)anthracene, benzo(b+j)fluoranthene, Benzo(k)fluoranthene, Benzo(a)pyrene, Indeno(1,2,3-c,d)pyrene, and Dibenz(a,h)anthracene.

Preparation Methods	Method / Lab	Matrix	Method Reference	Method Descriptions

Preparation Methods	Method / Lab	Matrix	Method Reference	Method Descriptions
Leach 1:2 Soil:Water for pH/EC	EP108 ALS Environmental - Waterloo	Soil/Solid	BC WLAP METHOD: PH, ELECTROMETRIC, SOIL	The procedure involves mixing the dried (at <60°C) and sieved (No. 10 / 2mm) sample with deionized/distilled water at a 1:2 ratio of sediment to water.
Leach 1:2 Soil : 0.01CaCl2 - As Received for pH	EP108A ALS Environmental - Waterloo	Soil/Solid	MOEE E3137A	A minimum 10g portion of the sample, as received, is extracted with 20mL of 0.01M calcium chloride solution by shaking for at least 30 minutes. The aqueous layer is separated from the soil by centrifuging, settling or decanting and then analyzed using a pH meter and electrode.
Cyanide Extraction for CFA (0.01M NaOH)	EP333A ALS Environmental - Waterloo	Soil/Solid	ON MECP E3015 (mod)	Extraction for various cyanide analysis is by rotary extraction of the soil with 0.01M Sodium Hydroxide.
Digestion for Metals and Mercury (355 µm Sieve)	EP440C ALS Environmental - Waterloo	Soil/Solid	EPA 200.2 (mod)	Samples are sieved through a 355 µm sieve, and digested with HNO3 and HCl. This method is intended to liberate metals that may be environmentally available.
Boron-Hot Water Extractable	EP487 ALS Environmental - Waterloo	Soil/Solid	HW EXTR, EPA 6010B	A dried solid sample is extracted with weak calcium chloride, the sample undergoes a heating process. After cooling the sample is filtered and analyzed by ICP/OES. Analysis conducted in accordance with the Protocol for Analytical Methods Used in the Assessment of Properties under Part XV.1 of the Environmental Protection Act (July 1, 2011)
Preparation of Hexavalent Chromium (Cr VI) for IC	EP532 ALS Environmental - Waterloo	Soil/Solid	EPA 3060A	Field moist samples are digested with a sodium hydroxide/sodium carbonate solution as described in EPA 3060A.
VOCs Methanol Extraction for Headspace Analysis	EP581 ALS Environmental - Waterloo	Soil/Solid	EPA 5035A (mod)	VOCs in samples are extracted with methanol. Extracts are then prepared in headspace vials and are heated and agitated on the headspace autosampler, causing VOCs to partition between the aqueous phase and the headspace in accordance with Henry's law.
VOCs Preparation for Headspace Analysis (TCLP)	EP582 ALS Environmental - Waterloo	Soil/Solid	EPA 5021A (mod)	Liquid obtained after the TCLP process is prepared in headspace vials and are heated and agitated on the headspace autosampler, causing VOCs to partition between the aqueous phase and the headspace in accordance with Henry's law.
VOCs Preparation for Headspace Analysis (mSPLP)	EP586 ALS Environmental - Waterloo	Soil/Solid	EPA 5021A (mod)	Liquid obtained after the mSPLP process is prepared in headspace vials and are heated and agitated on the headspace autosampler, causing VOCs to partition between the aqueous phase and the headspace in accordance with Henry's law.
PHCs and PAHs Hexane-Acetone Tumbler Extraction	EP601 ALS Environmental - Waterloo	Soil/Solid	CCME PHC in Soil - Tier 1 (mod)	Samples are subsampled and Petroleum Hydrocarbons (PHC) and PAHs are extracted with 1:1 hexane:acetone using a rotary extractor.

Preparation Methods	Method / Lab	Matrix	Method Reference	Method Descriptions
PHCs and PAHs Extraction (TCLP)	EP602 ALS Environmental - Waterloo	Soil/Solid	EPA 3511 (mod)	Petroleum Hydrocarbons (PHCs) and Polycyclic Aromatic Hydrocarbons (PAHs) are extracted using a hexane liquid-liquid extraction.
Pesticides, PCB, PAH, and Neutral Extractable Chlorinated Hydrocarbons Extraction	EP660 ALS Environmental - Waterloo	Soil/Solid	EPA 3570 (mod)	A homogenized subsample is extracted with organic solvents using a mechanical shaker.
Pesticides, PCB, and Neutral Extractable Chlorinated Hydrocarbons Extraction (TCLP)	EP661 ALS Environmental - Waterloo	Soil/Solid	EPA 3511 (mod)	Samples are extracted from aqueous sample using an organic solvent liquid-liquid extraction.
TCLP Leachate Preparation (Metals, Inorganics, and SVOCs)	EPP444 ALS Environmental - Waterloo	Soil/Solid	EPA 1311	Preparation of a Toxicity Characteristic Leaching Procedure (TCLP) solid sample involves particle size reduction, homogenization, then determination of appropriate extraction fluid. A measured portion of fresh subsample is placed in an extraction bottle with the appropriate extraction fluid then tumbled in a rotary extractor for 18+/- 2 hours at 23 +/- 2 C. The liquid leachate is filtered to separate from solids then bottled and prepared for analytical tests.
TCLP Leachate Preparation (VOCs)	EPP582 ALS Environmental - Waterloo	Soil/Solid	EPA 1311	An extract produced by the Toxicity Characteristic Leaching Procedure (TCLP) as per EPA 1311.
mSPLP Leachate Preparation (VOCs and Cyanide)	EPP584 ALS Environmental - Waterloo	Soil/Solid	E9003	The excess soil sample (25 grams) is leached in a Zero Headspace Extractor (ZHE) with 500 mL extraction fluid #3 (reagent water) for 18 ± 2 hours. Collect the filtered extract (0.6 - 0.8 um glass fiber) from the ZHE device. The sample is transferred into PTFE-lined septum-capped glass vials (with no headspace) for analysis of VOCs. A minimum of 50 mL leachate is collected in a glass or plastic container, preserved with sodium hydroxide to a pH >12 at the time of collection and submitted for cyanide analysis.

ALS Canada Ltd.

right solutions.
right partner.

QUALITY CONTROL REPORT

Work Order	: **WT2533107**	Page	: 1 of 62
Amendment	: **1**		
Client	: AllRock Consulting Limited	Laboratory	: ALS Environmental - Waterloo
Contact	: Gene Lee	Account Manager	: Costas Farassoglou
Address	: 5- 24 Brydon Drive Toronto ON Canada M9W 5R6	Address	: 60 Northland Road, Unit 1 Waterloo, Ontario Canada N2V 2B8
Telephone	: ----	Telephone	: 613 225 8279
Project	: 25433	Date Samples Received	: 14-Nov-2025 09:00
PO	: ----	Date Analysis Commenced	: 19-Nov-2025
C-O-C number	: ----	Issue Date	: 28-Nov-2025 15:01
Sampler	: JM		
Site	: ----		
Quote number	: 2025 Bulk Rates		
No. of samples received	: 48		
No. of samples analysed	: 47		

This report supersedes any previous report(s) with this reference. Results apply to the sample(s) as submitted. This document shall not be reproduced, except in full.

This Quality Control Report contains the following information:

- Laboratory Duplicate (DUP) Report; Relative Percent Difference (RPD) and Data Quality Objectives
- Matrix Spike (MS) Report; Recovery and Data Quality Objectives
- Reference Material (RM) Report; Recovery and Data Quality Objectives
- Method Blank (MB) Report; Recovery and Data Quality Objectives
- Laboratory Control Sample (LCS) Report; Recovery and Data Quality Objectives

Signatories

This document has been electronically signed by the authorized signatories below. Electronic signing is conducted in accordance with US FDA 21 CFR Part 11.

Signatories	*Position*	*Laboratory Department*
Amanda Ganouri-Lumsden	Department Manager - Microbiology and Prep	Waterloo Centralized Prep, Waterloo, Ontario
Amaninder Dhillon	Team Lead - Semi-Volatile Instrumentation	Waterloo Organics, Waterloo, Ontario
Andrea Armstrong	Department Manager - Air Quality and Volatiles	Waterloo VOC, Waterloo, Ontario
Danielle Gravel	Supervisor - Semi-Volatile Instrumentation	Waterloo Organics, Waterloo, Ontario
David Tremblett	VOC Section Supervisor	Waterloo VOC, Waterloo, Ontario
Greg Pokocky	Manager - Inorganics	Waterloo Inorganics, Waterloo, Ontario
Greg Pokocky	Manager - Inorganics	Waterloo Metals, Waterloo, Ontario
Jocelyn Kennedy	Department Manager - Semi-Volatile Organics	Waterloo Organics, Waterloo, Ontario
Jon Fisher	Laboratory Manager - Environmental	Waterloo Inorganics, Waterloo, Ontario
Jon Fisher	Laboratory Manager - Environmental	Waterloo Metals, Waterloo, Ontario
Jon Fisher	Laboratory Manager - Environmental	Waterloo Organics, Waterloo, Ontario
Josphin Masihi	Supervisor I	Waterloo Centralized Prep, Waterloo, Ontario
Nik Perkio	Senior Analyst	Waterloo Metals, Waterloo, Ontario
Robert Braun	Soils Team Supervisor	Waterloo Inorganics, Waterloo, Ontario

Walt Kippenhuck	Supervisor - Inorganic	Waterloo Inorganics, Waterloo, Ontario
Walt Kippenhuck	Supervisor - Inorganic	Waterloo Metals, Waterloo, Ontario

General Comments

The ALS Quality Control (QC) report is optionally provided to ALS clients upon request. ALS test methods include comprehensive QC checks with every analysis to ensure our high standards of quality are met. Each QC result has a known or expected target value, which is compared against predetermined Data Quality Objectives (DQOs) to provide confidence in the accuracy of associated test results. This report contains detailed results for all QC results applicable to this sample submission. Please refer to the ALS Quality Control Interpretation report (QCI) for applicable method references and methodology summaries.

Key :

Anonymous = Refers to samples which are not part of this work order, but which formed part of the QC process lot.
CAS Number = Chemical Abstracts Service number is a unique identifier assigned to discrete substances.
DQO = Data Quality Objective.
LOR = Limit of Reporting (detection limit).
RPD = Relative Percent Difference
# = Indicates a QC result that did not meet the ALS DQO.

Workorder Comments

Holding times are displayed as "---" if no guidance exists from CCME, Canadian provinces, or broadly recognized international references.

Laboratory Duplicate (DUP) Report

A Laboratory Duplicate (DUP) is a randomly selected intralaboratory replicate sample. Laboratory Duplicates provide information regarding method precision and sample heterogeneity. ALS DQOs for Laboratory Duplicates are expressed as test-specific limits for Relative Percent Difference (RPD), or as an absolute difference limit of 2 times the LOR for low concentration duplicates within ~ 4-10 times the LOR (cut-off is test-specific).

Sub-Matrix: **Soil/Solid**

					Laboratory Duplicate (DUP) Report						
Laboratory sample ID	*Client sample ID*	*Analyte*	*CAS Number*	*Method*	*LOR*	*Unit*	*Original Result*	*Duplicate Result*	*RPD(%) or Difference*	*Duplicate Limits*	*Qualifier*
Physical Tests (QC Lot: 2343774)											
WT2533107-003	BH25-05 SA1	pH (1:2 soil:CaCl2-aq)	----	E108A	0.10	pH units	7.91	7.89	0.253%	5%	----
Physical Tests (QC Lot: 2343776)											
WT2533107-001	BH25-04 SA2	Conductivity (1:2 leachate)	----	E100-L	5.00	µS/cm	3.26 mS/cm	3260	0.00%	20%	----
Physical Tests (QC Lot: 2343780)											
WT2533107-001	BH25-04 SA2	Moisture	----	E144	0.25	%	26.2	25.2	3.90%	20%	----
Physical Tests (QC Lot: 2344573)											
WT2533107-043	BH25-05 SA6-DUP	Conductivity (1:2 leachate)	----	E100-L	5.00	µS/cm	1.71 mS/cm	1680	1.83%	20%	----
Physical Tests (QC Lot: 2344577)											
WT2533107-007	BH25-07 SA1	pH (1:2 soil:CaCl2-aq)	----	E108A	0.10	pH units	7.83	7.97	1.77%	5%	----
Physical Tests (QC Lot: 2344586)											
WT2533107-043	BH25-05 SA6-DUP	Moisture	----	E144	0.25	%	23.4	22.3	4.63%	20%	----
Physical Tests (QC Lot: 2347491)											
WT2533086-004	Anonymous	Conductivity (1:2 leachate)	----	E100-L	5.00	µS/cm	0.301 mS/cm	307	1.97%	20%	----
Physical Tests (QC Lot: 2350454)											
WT2533107-044	BH25-06 SA2-DUP	pH (1:2 soil:CaCl2-aq)	----	E108A	0.10	pH units	6.61	6.83	3.27%	5%	----
Physical Tests (QC Lot: 2352282)											
HA2505068-001	Anonymous	Moisture	----	E144	0.25	%	0.53	0.40	0.13	Diff <2x LOR	----
Physical Tests (QC Lot: 2354177)											
HA2504078-015	Anonymous	Moisture	----	E144	0.25	%	53.7	63.3	16.3%	20%	----
Physical Tests (QC Lot: 2355762)											
TY2513386-001	Anonymous	pH (1:2 soil:CaCl2-aq)	----	E108A	0.10	pH units	7.05	7.10	0.707%	5%	----
Physical Tests (QC Lot: 2355837)											
WT2533107-048	BH25-06-SS6 DUP	Conductivity (1:2 leachate)	----	E100-L	5.00	µS/cm	0.224 mS/cm	227	1.33%	20%	----
Cyanides (QC Lot: 2343770)											
WT2533107-003	BH25-05 SA1	Cyanide, weak acid dissociable	----	E336A	0.050	mg/kg	<0.050	<0.050	0	Diff <2x LOR	----
Cyanides (QC Lot: 2344584)											
WT2533107-022	BH25-10 SA1	Cyanide, weak acid dissociable	----	E336A	0.050	mg/kg	<0.050	<0.050	0	Diff <2x LOR	----
Cyanides (QC Lot: 2350455)											
WT2533107-044	BH25-06 SA2-DUP	Cyanide, weak acid dissociable	----	E336A	0.050	mg/kg	<0.050	<0.050	0	Diff <2x LOR	----
Cyanides (QC Lot: 2355772)											

Sub-Matrix: **Soil/Solid**

Laboratory sample ID	Client sample ID	Analyte	CAS Number	Method	Laboratory Duplicate (DUP) Report						
					LOR	Unit	Original Result	Duplicate Result	RPD(%) or Difference	Duplicate Limits	Qualifier
Cyanides (QC Lot: 2355772) - continued											
WT2533107-048	BH25-06-SS6 DUP	Cyanide, weak acid dissociable	----	E336A	0.050	mg/kg	<0.050	<0.050	0	Diff <2x LOR	----
Metals (QC Lot: 2343775)											
WT2533107-001	BH25-04 SA2	Calcium, soluble ion content	7440-70-2	E484	0.50	mg/L	19.4	20.9	7.44%	30%	----
		Magnesium, soluble ion content	7439-95-4	E484	0.50	mg/L	8.20	8.66	5.46%	30%	----
		Sodium, soluble ion content	17341-25-2	E484	0.50	mg/L	677	675	0.296%	30%	----
Metals (QC Lot: 2343777)											
WT2533107-001	BH25-04 SA2	Boron, hot water soluble	7440-42-8	E487	0.10	mg/kg	0.35	0.36	0.003	Diff <2x LOR	----
Metals (QC Lot: 2343778)											
WT2533107-001	BH25-04 SA2	Mercury	7439-97-6	E510C	0.0050	mg/kg	0.0151	0.0153	0.0002	Diff <2x LOR	----
Metals (QC Lot: 2343779)											
WT2533107-001	BH25-04 SA2	Antimony	7440-36-0	E440C	0.10	mg/kg	<0.10	<0.10	0	Diff <2x LOR	----
		Arsenic	7440-38-2	E440C	0.10	mg/kg	2.53	2.59	2.28%	30%	----
		Barium	7440-39-3	E440C	0.50	mg/kg	235	230	2.28%	40%	----
		Beryllium	7440-41-7	E440C	0.10	mg/kg	0.70	0.74	5.38%	30%	----
		Boron	7440-42-8	E440C	5.0	mg/kg	7.4	7.7	0.3	Diff <2x LOR	----
		Cadmium	7440-43-9	E440C	0.020	mg/kg	0.082	0.077	0.006	Diff <2x LOR	----
		Chromium	7440-47-3	E440C	0.50	mg/kg	73.8	72.2	2.17%	30%	----
		Cobalt	7440-48-4	E440C	0.10	mg/kg	14.1	13.9	0.918%	30%	----
		Copper	7440-50-8	E440C	0.50	mg/kg	32.9	32.0	2.75%	30%	----
		Lead	7439-92-1	E440C	0.50	mg/kg	6.55	6.46	1.35%	40%	----
		Molybdenum	7439-98-7	E440C	0.10	mg/kg	0.40	0.40	0.0003	Diff <2x LOR	----
		Nickel	7440-02-0	E440C	0.50	mg/kg	40.1	39.2	2.15%	30%	----
		Selenium	7782-49-2	E440C	0.20	mg/kg	<0.20	<0.20	0	Diff <2x LOR	----
		Silver	7440-22-4	E440C	0.10	mg/kg	<0.10	<0.10	0	Diff <2x LOR	----
		Thallium	7440-28-0	E440C	0.050	mg/kg	0.210	0.210	0.00002	Diff <2x LOR	----
		Uranium	7440-61-1	E440C	0.050	mg/kg	1.16	1.15	0.536%	30%	----
		Vanadium	7440-62-2	E440C	0.20	mg/kg	70.0	68.7	1.98%	30%	----
		Zinc	7440-66-6	E440C	2.0	mg/kg	69.1	67.7	1.99%	30%	----
Metals (QC Lot: 2344574)											
WT2533107-043	BH25-05 SA6-DUP	Calcium, soluble ion content	7440-70-2	E484	0.50	mg/L	95.2	93.3	2.02%	30%	----
		Magnesium, soluble ion content	7439-95-4	E484	0.50	mg/L	47.2	45.8	3.01%	30%	----
		Sodium, soluble ion content	17341-25-2	E484	0.50	mg/L	178	170	4.60%	30%	----
Metals (QC Lot: 2344579)											
WT2533107-007	BH25-07 SA1	Antimony	7440-36-0	E440C	0.10	mg/kg	<0.10	<0.10	0	Diff <2x LOR	----

Sub-Matrix: **Soil/Solid**

Laboratory sample ID	Client sample ID	Analyte	CAS Number	Method	Laboratory Duplicate (DUP) Report						
					LOR	Unit	Original Result	Duplicate Result	RPD(%) or Difference	Duplicate Limits	Qualifier
Metals (QC Lot: 2344579) - continued											
WT2533107-007	BH25-07 SA1	Arsenic	7440-38-2	E440C	0.10	mg/kg	1.86	1.86	0.138%	30%	----
		Barium	7440-39-3	E440C	0.50	mg/kg	193	190	1.83%	40%	----
		Beryllium	7440-41-7	E440C	0.10	mg/kg	0.42	0.40	0.01	Diff <2x LOR	----
		Boron	7440-42-8	E440C	5.0	mg/kg	26.1	22.8	3.3	Diff <2x LOR	----
		Cadmium	7440-43-9	E440C	0.020	mg/kg	0.025	0.030	0.005	Diff <2x LOR	----
		Chromium	7440-47-3	E440C	0.50	mg/kg	16.0	15.1	5.59%	30%	----
		Cobalt	7440-48-4	E440C	0.10	mg/kg	7.89	7.85	0.454%	30%	----
		Copper	7440-50-8	E440C	0.50	mg/kg	12.7	12.7	0.0453%	30%	----
		Lead	7439-92-1	E440C	0.50	mg/kg	11.7	11.3	3.50%	40%	----
		Molybdenum	7439-98-7	E440C	0.10	mg/kg	0.76	0.72	5.82%	40%	----
		Nickel	7440-02-0	E440C	0.50	mg/kg	16.5	16.1	2.40%	30%	----
		Selenium	7782-49-2	E440C	0.20	mg/kg	<0.20	<0.20	0	Diff <2x LOR	----
		Silver	7440-22-4	E440C	0.10	mg/kg	<0.10	<0.10	0	Diff <2x LOR	----
		Thallium	7440-28-0	E440C	0.050	mg/kg	0.323	0.304	0.019	Diff <2x LOR	----
		Uranium	7440-61-1	E440C	0.050	mg/kg	0.382	0.412	7.54%	30%	----
		Vanadium	7440-62-2	E440C	0.20	mg/kg	15.6	14.4	8.15%	30%	----
		Zinc	7440-66-6	E440C	2.0	mg/kg	15.0	19.1	24.1%	30%	----
Metals (QC Lot: 2344581)											
WT2533107-007	BH25-07 SA1	Mercury	7439-97-6	E510C	0.0050	mg/kg	0.0281	0.0264	6.35%	40%	----
Metals (QC Lot: 2344585)											
WT2533107-043	BH25-05 SA6-DUP	Boron, hot water soluble	7440-42-8	E487	0.10	mg/kg	<0.10	<0.10	0	Diff <2x LOR	----
Metals (QC Lot: 2347492)											
WT2533086-004	Anonymous	Calcium, soluble ion content	7440-70-2	E484	0.50	mg/L	5.67	5.85	3.12%	30%	----
		Magnesium, soluble ion content	7439-95-4	E484	0.50	mg/L	5.63	5.83	3.49%	30%	----
		Sodium, soluble ion content	17341-25-2	E484	0.50	mg/L	32.8	33.0	0.608%	30%	----
Metals (QC Lot: 2347493)											
WT2533086-001	Anonymous	Boron, hot water soluble	7440-42-8	E487	0.10	mg/kg	0.51	0.50	2.36%	40%	----
Metals (QC Lot: 2347494)											
WT2533086-001	Anonymous	Mercury	7439-97-6	E510C	0.0050	mg/kg	0.0137	0.0134	0.0004	Diff <2x LOR	----
Metals (QC Lot: 2347495)											
WT2533086-001	Anonymous	Antimony	7440-36-0	E440C	0.10	mg/kg	<0.10	<0.10	0	Diff <2x LOR	----
		Arsenic	7440-38-2	E440C	0.10	mg/kg	5.46	5.41	0.953%	30%	----
		Barium	7440-39-3	E440C	0.50	mg/kg	32.3	32.2	0.556%	40%	----
		Beryllium	7440-41-7	E440C	0.10	mg/kg	0.40	0.37	0.02	Diff <2x LOR	----

Sub-Matrix: **Soil/Solid**

					Laboratory Duplicate (DUP) Report						
Laboratory sample ID	*Client sample ID*	*Analyte*	*CAS Number*	*Method*	*LOR*	*Unit*	*Original Result*	*Duplicate Result*	*RPD(%) or Difference*	*Duplicate Limits*	*Qualifier*
Metals (QC Lot: 2347495) - continued											
WT2533086-001	Anonymous	Boron	7440-42-8	E440C	5.0	mg/kg	8.5	8.2	0.2	Diff <2x LOR	----
		Cadmium	7440-43-9	E440C	0.020	mg/kg	0.073	0.078	0.004	Diff <2x LOR	----
		Chromium	7440-47-3	E440C	0.50	mg/kg	15.3	14.9	2.67%	30%	----
		Cobalt	7440-48-4	E440C	0.10	mg/kg	7.42	7.20	2.95%	30%	----
		Copper	7440-50-8	E440C	0.50	mg/kg	24.9	24.3	2.59%	30%	----
		Lead	7439-92-1	E440C	0.50	mg/kg	5.37	5.37	0.142%	40%	----
		Molybdenum	7439-98-7	E440C	0.10	mg/kg	0.33	0.30	0.03	Diff <2x LOR	----
		Nickel	7440-02-0	E440C	0.50	mg/kg	15.3	15.1	1.57%	30%	----
		Selenium	7782-49-2	E440C	0.20	mg/kg	<0.20	<0.20	0	Diff <2x LOR	----
		Silver	7440-22-4	E440C	0.10	mg/kg	<0.10	<0.10	0	Diff <2x LOR	----
		Thallium	7440-28-0	E440C	0.050	mg/kg	0.080	0.079	0.001	Diff <2x LOR	----
		Uranium	7440-61-1	E440C	0.050	mg/kg	0.595	0.563	5.54%	30%	----
		Vanadium	7440-62-2	E440C	0.20	mg/kg	23.9	22.9	4.22%	30%	----
		Zinc	7440-66-6	E440C	2.0	mg/kg	37.3	36.6	1.92%	30%	----
Metals (QC Lot: 2355833)											
WT2528449-005	Anonymous	Mercury	7439-97-6	E510C	0.0050	mg/kg	0.0070	0.0073	0.0003	Diff <2x LOR	----
Metals (QC Lot: 2355834)											
WT2528449-005	Anonymous	Antimony	7440-36-0	E440C	0.10	mg/kg	0.24	0.22	0.02	Diff <2x LOR	----
		Arsenic	7440-38-2	E440C	0.10	mg/kg	8.17	7.22	12.4%	30%	----
		Barium	7440-39-3	E440C	0.50	mg/kg	1010	1130	10.8%	40%	----
		Beryllium	7440-41-7	E440C	0.10	mg/kg	0.78	0.76	2.98%	30%	----
		Boron	7440-42-8	E440C	5.0	mg/kg	20.0	20.3	0.2	Diff <2x LOR	----
		Cadmium	7440-43-9	E440C	0.020	mg/kg	0.050	0.054	0.004	Diff <2x LOR	----
		Chromium	7440-47-3	E440C	0.50	mg/kg	27.7	28.0	0.954%	30%	----
		Cobalt	7440-48-4	E440C	0.10	mg/kg	13.2	12.7	3.58%	30%	----
		Copper	7440-50-8	E440C	0.50	mg/kg	13.5	13.9	2.84%	30%	----
		Lead	7439-92-1	E440C	0.50	mg/kg	5.17	4.76	8.28%	40%	----
		Molybdenum	7439-98-7	E440C	0.10	mg/kg	0.72	0.71	1.85%	40%	----
		Nickel	7440-02-0	E440C	0.50	mg/kg	30.6	30.2	1.21%	30%	----
		Selenium	7782-49-2	E440C	0.20	mg/kg	<0.20	<0.20	0	Diff <2x LOR	----
		Silver	7440-22-4	E440C	0.10	mg/kg	<0.10	<0.10	0	Diff <2x LOR	----
		Thallium	7440-28-0	E440C	0.050	mg/kg	0.088	0.089	0.001	Diff <2x LOR	----
		Uranium	7440-61-1	E440C	0.050	mg/kg	0.544	0.532	2.31%	30%	----
		Vanadium	7440-62-2	E440C	0.20	mg/kg	28.1	28.7	2.02%	30%	----

Sub-Matrix: **Soil/Solid**

Laboratory sample ID	Client sample ID	Analyte	CAS Number	Method	Laboratory Duplicate (DUP) Report						
					LOR	Unit	Original Result	Duplicate Result	RPD(%) or Difference	Duplicate Limits	Qualifier
Metals (QC Lot: 2355834) - continued											
WT2528449-005	Anonymous	Zinc	7440-66-6	E440C	2.0	mg/kg	65.8	64.0	2.78%	30%	----
Metals (QC Lot: 2355835)											
WT2528449-005	Anonymous	Boron, hot water soluble	7440-42-8	E487	0.10	mg/kg	4.11	4.24	3.17%	40%	----
Metals (QC Lot: 2355836)											
WT2533107-048	BH25-06-SS6 DUP	Calcium, soluble ion content	7440-70-2	E484	0.50	mg/L	5.84	5.94	1.70%	30%	----
		Magnesium, soluble ion content	7439-95-4	E484	0.50	mg/L	2.60	2.64	0.04	Diff <2x LOR	----
		Sodium, soluble ion content	17341-25-2	E484	0.50	mg/L	13.7	13.8	0.727%	30%	----
Speciated Metals (QC Lot: 2343773)											
WT2533107-003	BH25-05 SA1	Chromium, hexavalent [Cr VI]	18540-29-9	E532	0.10	mg/kg	<0.10	<0.10	0	Diff <2x LOR	----
Speciated Metals (QC Lot: 2344576)											
WT2533107-022	BH25-10 SA1	Chromium, hexavalent [Cr VI]	18540-29-9	E532	0.10	mg/kg	<0.10	<0.10	0	Diff <2x LOR	----
Speciated Metals (QC Lot: 2350453)											
WT2533107-044	BH25-06 SA2-DUP	Chromium, hexavalent [Cr VI]	18540-29-9	E532	0.10	mg/kg	1.23	0.42	98.2%	35%	DUP-H
Speciated Metals (QC Lot: 2355773)											
WT2533107-048	BH25-06-SS6 DUP	Chromium, hexavalent [Cr VI]	18540-29-9	E532	0.10	mg/kg	<0.10	<0.10	0	Diff <2x LOR	----
TCLP Extractables (QC Lot: 2347101)											
WT2531642-001	Anonymous	Cyanide, weak acid dissociable, TCLP	----	E337A	0.10	mg/L	<0.10	<0.10	0	Diff <2x LOR	----
TCLP Extractables (QC Lot: 2347151)											
WT2531642-001	Anonymous	Fluoride, TCLP	16984-48-8	E240.F	10	mg/L	<10	<10	0	Diff <2x LOR	----
TCLP Extractables (QC Lot: 2347152)											
WT2531642-001	Anonymous	Nitrate (as N), TCLP	14797-55-8	E240.NO3	5.0	mg/L	<5.0	<5.0	0	Diff <2x LOR	----
TCLP Extractables (QC Lot: 2347153)											
WT2531642-001	Anonymous	Nitrite (as N), TCLP	14797-65-0	E240.NO2	5.0	mg/L	<5.0	<5.0	0	Diff <2x LOR	----
TCLP Metals (QC Lot: 2346925)											
WT2533107-042	TCLP	Arsenic, TCLP	7440-38-2	E444	1.0	mg/L	<1.0	<1.0	0	Diff <2x LOR	----
		Barium, TCLP	7440-39-3	E444	2.5	mg/L	<2.5	<2.5	0	Diff <2x LOR	----
		Boron, TCLP	7440-42-8	E444	0.50	mg/L	<0.50	<0.50	0	Diff <2x LOR	----
		Cadmium, TCLP	7440-43-9	E444	0.050	mg/L	<0.050	<0.050	0	Diff <2x LOR	----
		Chromium, TCLP	7440-47-3	E444	0.25	mg/L	<0.25	<0.25	0	Diff <2x LOR	----
		Lead, TCLP	7439-92-1	E444	0.25	mg/L	<0.25	<0.25	0	Diff <2x LOR	----
		Selenium, TCLP	7782-49-2	E444	0.10	mg/L	<0.10	<0.10	0	Diff <2x LOR	----
		Silver, TCLP	7440-22-4	E444	0.050	mg/L	<0.050	<0.050	0	Diff <2x LOR	----
		Uranium, TCLP	7440-61-1	E444	0.20	mg/L	<0.20	<0.20	0	Diff <2x LOR	----

Sub-Matrix: **Soil/Solid**

Laboratory sample ID	Client sample ID	Analyte	CAS Number	Method	Laboratory Duplicate (DUP) Report						
					LOR	Unit	Original Result	Duplicate Result	RPD(%) or Difference	Duplicate Limits	Qualifier
TCLP Metals (QC Lot: 2347052)											
WT2533107-042	TCLP	Mercury, TCLP	7439-97-6	E512	0.0010	mg/L	<0.0010	<0.0010	0	Diff <2x LOR	----
TCLP VOCs (QC Lot: 2346946)											
WT2531642-001	Anonymous	Benzene, TCLP	71-43-2	E615B	5.0	µg/L	<0.0050 mg/L	<5.0	0	Diff <2x LOR	----
		Carbon tetrachloride, TCLP	56-23-5	E615B	25	µg/L	<0.025 mg/L	<25	0	Diff <2x LOR	----
		Chlorobenzene, TCLP	108-90-7	E615B	25	µg/L	<0.025 mg/L	<25	0	Diff <2x LOR	----
		Chloroform, TCLP	67-66-3	E615B	100	µg/L	<0.10 mg/L	<100	0	Diff <2x LOR	----
		Dichlorobenzene, 1,2-, TCLP	95-50-1	E615B	25	µg/L	<0.025 mg/L	<25	0	Diff <2x LOR	----
		Dichlorobenzene, 1,4-, TCLP	106-46-7	E615B	25	µg/L	<0.025 mg/L	<25	0	Diff <2x LOR	----
		Dichloroethane, 1,2-, TCLP	107-06-2	E615B	25	µg/L	<0.025 mg/L	<25	0	Diff <2x LOR	----
		Dichloroethylene, 1,1-, TCLP	75-35-4	E615B	25	µg/L	<0.025 mg/L	<25	0	Diff <2x LOR	----
		Dichloromethane, TCLP	75-09-2	E615B	100	µg/L	<0.10 mg/L	<100	0	Diff <2x LOR	----
		Methyl ethyl ketone [MEK], TCLP	78-93-3	E615B	100	µg/L	<0.10 mg/L	<100	0	Diff <2x LOR	----
		Tetrachloroethylene, TCLP	127-18-4	E615B	25	µg/L	<0.025 mg/L	<25	0	Diff <2x LOR	----
		Trichloroethylene, TCLP	79-01-6	E615B	25	µg/L	<0.025 mg/L	<25	0	Diff <2x LOR	----
		Vinyl chloride, TCLP	75-01-4	E615B	50	µg/L	<0.050 mg/L	<50	0	Diff <2x LOR	----
mSPLP VOCs (QC Lot: 2348901)											
WT2533107-002	BH25-04 SA5	Bromomethane, mSPLP	74-83-9	E619D	0.50	µg/L	<0.50	<0.50	0	Diff <2x LOR	----
		Carbon tetrachloride, mSPLP	56-23-5	E619D	0.20	µg/L	<0.20	<0.20	0	Diff <2x LOR	----
		Chloroform, mSPLP	67-66-3	E619D	1.00	µg/L	<1.00	<1.00	0	Diff <2x LOR	----
		Dibromoethane, 1,2-, mSPLP	106-93-4	E619D	0.20	µg/L	<0.20	<0.20	0	Diff <2x LOR	----
		Dichlorobenzene, 1,2-, mSPLP	95-50-1	E619D	0.50	µg/L	<0.50	<0.50	0	Diff <2x LOR	----
		Dichlorobenzene, 1,4-, mSPLP	106-46-7	E619D	0.50	µg/L	<0.50	<0.50	0	Diff <2x LOR	----
		Dichloroethane, 1,1-, mSPLP	75-34-3	E619D	0.50	µg/L	<0.50	<0.50	0	Diff <2x LOR	----
		Dichloroethane, 1,2-, mSPLP	107-06-2	E619D	0.50	µg/L	<0.50	<0.50	0	Diff <2x LOR	----
		Dichloroethylene, 1,1-, mSPLP	75-35-4	E619D	0.50	µg/L	<0.50	<0.50	0	Diff <2x LOR	----
		Dichloroethylene, cis-1,2-, mSPLP	156-59-2	E619D	0.50	µg/L	<0.50	<0.50	0	Diff <2x LOR	----
		Dichloroethylene, trans-1,2-, mSPLP	156-60-5	E619D	0.50	µg/L	<0.50	<0.50	0	Diff <2x LOR	----
		Dichloropropane, 1,2-, mSPLP	78-87-5	E619D	0.50	µg/L	<0.50	<0.50	0	Diff <2x LOR	----
		Dichloropropylene, cis-1,3-, mSPLP	10061-01-5	E619D	0.20	µg/L	<0.20	<0.20	0	Diff <2x LOR	----
		Dichloropropylene, trans-1,3-, mSPLP	10061-02-6	E619D	0.20	µg/L	<0.20	<0.20	0	Diff <2x LOR	----
		Dioxane, 1,4-, mSPLP	123-91-1	E619D	2.0	µg/L	<2.0	<2.0	0	Diff <2x LOR	----
		Tetrachloroethane, 1,1,1,2-, mSPLP	630-20-6	E619D	0.50	µg/L	<0.50	<0.50	0	Diff <2x LOR	----
		Tetrachloroethane, 1,1,2,2-, mSPLP	630-20-6	E619D	0.50	µg/L	<0.50	<0.50	0	Diff <2x LOR	----
		Tetrachloroethylene, mSPLP	127-18-4	E619D	0.50	µg/L	<0.50	<0.50	0	Diff <2x LOR	----

Sub-Matrix: **Soil/Solid**

Laboratory sample ID	Client sample ID	Analyte	CAS Number	Method	Laboratory Duplicate (DUP) Report						
					LOR	Unit	Original Result	Duplicate Result	RPD(%) or Difference	Duplicate Limits	Qualifier
mSPLP VOCs (QC Lot: 2348901) - continued											
WT2533107-002	BH25-04 SA5	Trichloroethane, 1,1,2-, mSPLP	79-00-5	E619D	0.50	µg/L	<0.50	<0.50	0	Diff <2x LOR	----
		Trichloroethylene, mSPLP	79-01-6	E619D	0.50	µg/L	<0.50	<0.50	0	Diff <2x LOR	----
Volatile Organic Compounds (QC Lot: 2344339)											
WT2533107-001	BH25-04 SA2	Acetone	67-64-1	E611D	0.50	mg/kg	<0.50	<0.50	0	Diff <2x LOR	----
		Benzene	71-43-2	E611D	0.0050	mg/kg	<0.0050	<0.0050	0	Diff <2x LOR	----
		Bromodichloromethane	75-27-4	E611D	0.050	mg/kg	<0.050	<0.050	0	Diff <2x LOR	----
		Bromoform	75-25-2	E611D	0.050	mg/kg	<0.050	<0.050	0	Diff <2x LOR	----
		Bromomethane	74-83-9	E611D	0.050	mg/kg	<0.050	<0.050	0	Diff <2x LOR	----
		Carbon tetrachloride	56-23-5	E611D	0.050	mg/kg	<0.050	<0.050	0	Diff <2x LOR	----
		Chlorobenzene	108-90-7	E611D	0.050	mg/kg	<0.050	<0.050	0	Diff <2x LOR	----
		Chloroform	67-66-3	E611D	0.050	mg/kg	<0.050	<0.050	0	Diff <2x LOR	----
		Dibromochloromethane	124-48-1	E611D	0.050	mg/kg	<0.050	<0.050	0	Diff <2x LOR	----
		Dibromoethane, 1,2-	106-93-4	E611D	0.050	mg/kg	<0.050	<0.050	0	Diff <2x LOR	----
		Dichlorobenzene, 1,2-	95-50-1	E611D	0.050	mg/kg	<0.050	<0.050	0	Diff <2x LOR	----
		Dichlorobenzene, 1,3-	541-73-1	E611D	0.050	mg/kg	<0.050	<0.050	0	Diff <2x LOR	----
		Dichlorobenzene, 1,4-	106-46-7	E611D	0.050	mg/kg	<0.050	<0.050	0	Diff <2x LOR	----
		Dichlorodifluoromethane	75-71-8	E611D	0.050	mg/kg	<0.050	<0.050	0	Diff <2x LOR	----
		Dichloroethane, 1,1-	75-34-3	E611D	0.050	mg/kg	<0.050	<0.050	0	Diff <2x LOR	----
		Dichloroethane, 1,2-	107-06-2	E611D	0.050	mg/kg	<0.050	<0.050	0	Diff <2x LOR	----
		Dichloroethylene, 1,1-	75-35-4	E611D	0.050	mg/kg	<0.050	<0.050	0	Diff <2x LOR	----
		Dichloroethylene, cis-1,2-	156-59-2	E611D	0.050	mg/kg	<0.050	<0.050	0	Diff <2x LOR	----
		Dichloroethylene, trans-1,2-	156-60-5	E611D	0.050	mg/kg	<0.050	<0.050	0	Diff <2x LOR	----
		Dichloromethane	75-09-2	E611D	0.045	mg/kg	<0.045	<0.045	0	Diff <2x LOR	----
		Dichloropropane, 1,2-	78-87-5	E611D	0.050	mg/kg	<0.050	<0.050	0	Diff <2x LOR	----
		Dichloropropylene, cis-1,3-	10061-01-5	E611D	0.030	mg/kg	<0.030	<0.030	0	Diff <2x LOR	----
		Dichloropropylene, trans-1,3-	10061-02-6	E611D	0.030	mg/kg	<0.030	<0.030	0	Diff <2x LOR	----
		Ethylbenzene	100-41-4	E611D	0.015	mg/kg	<0.015	<0.015	0	Diff <2x LOR	----
		Hexane, n-	110-54-3	E611D	0.050	mg/kg	0.064	0.064	0.0004	Diff <2x LOR	----
		Methyl ethyl ketone [MEK]	78-93-3	E611D	0.50	mg/kg	<0.50	<0.50	0	Diff <2x LOR	----
		Methyl isobutyl ketone [MIBK]	108-10-1	E611D	0.50	mg/kg	<0.50	<0.50	0	Diff <2x LOR	----
		Methyl-tert-butyl ether [MTBE]	1634-04-4	E611D	0.040	mg/kg	<0.040	<0.040	0	Diff <2x LOR	----
		Styrene	100-42-5	E611D	0.050	mg/kg	<0.050	<0.050	0	Diff <2x LOR	----
		Tetrachloroethane, 1,1,1,2-	630-20-6	E611D	0.050	mg/kg	<0.050	<0.050	0	Diff <2x LOR	----
		Tetrachloroethane, 1,1,2,2-	79-34-5	E611D	0.050	mg/kg	<0.050	<0.050	0	Diff <2x LOR	----

Sub-Matrix: **Soil/Solid**

Laboratory sample ID	Client sample ID	Analyte	CAS Number	Method	Laboratory Duplicate (DUP) Report LOR	Unit	Original Result	Duplicate Result	RPD(%) or Difference	Duplicate Limits	Qualifier
Volatile Organic Compounds (QC Lot: 2344339) - continued											
WT2533107-001	BH25-04 SA2	Tetrachloroethylene	127-18-4	E611D	0.050	mg/kg	<0.050	<0.050	0	Diff <2x LOR	----
		Toluene	108-88-3	E611D	0.050	mg/kg	<0.050	<0.050	0	Diff <2x LOR	----
		Trichloroethane, 1,1,1-	71-55-6	E611D	0.050	mg/kg	<0.050	<0.050	0	Diff <2x LOR	----
		Trichloroethane, 1,1,2-	79-00-5	E611D	0.050	mg/kg	<0.050	<0.050	0	Diff <2x LOR	----
		Trichloroethylene	79-01-6	E611D	0.010	mg/kg	<0.010	<0.010	0	Diff <2x LOR	----
		Trichlorofluoromethane	75-69-4	E611D	0.050	mg/kg	<0.050	<0.050	0	Diff <2x LOR	----
		Vinyl chloride	75-01-4	E611D	0.020	mg/kg	<0.020	<0.020	0	Diff <2x LOR	----
		Xylene, m+p-	179601-23-1	E611D	0.030	mg/kg	<0.030	<0.030	0	Diff <2x LOR	----
		Xylene, o-	95-47-6	E611D	0.030	mg/kg	<0.030	<0.030	0	Diff <2x LOR	----
Volatile Organic Compounds (QC Lot: 2345138)											
WT2533082-001	Anonymous	Acetone	67-64-1	E611D	0.50	mg/kg	<0.50	<0.50	0	Diff <2x LOR	----
		Benzene	71-43-2	E611D	0.0050	mg/kg	<0.0050	<0.0050	0	Diff <2x LOR	----
		Bromodichloromethane	75-27-4	E611D	0.050	mg/kg	<0.050	<0.050	0	Diff <2x LOR	----
		Bromoform	75-25-2	E611D	0.050	mg/kg	<0.050	<0.050	0	Diff <2x LOR	----
		Bromomethane	74-83-9	E611D	0.050	mg/kg	<0.050	<0.050	0	Diff <2x LOR	----
		Carbon tetrachloride	56-23-5	E611D	0.050	mg/kg	<0.050	<0.050	0	Diff <2x LOR	----
		Chlorobenzene	108-90-7	E611D	0.050	mg/kg	<0.050	<0.050	0	Diff <2x LOR	----
		Chloroform	67-66-3	E611D	0.050	mg/kg	<0.050	<0.050	0	Diff <2x LOR	----
		Dibromochloromethane	124-48-1	E611D	0.050	mg/kg	<0.050	<0.050	0	Diff <2x LOR	----
		Dibromoethane, 1,2-	106-93-4	E611D	0.050	mg/kg	<0.050	<0.050	0	Diff <2x LOR	----
		Dichlorobenzene, 1,2-	95-50-1	E611D	0.050	mg/kg	<0.050	<0.050	0	Diff <2x LOR	----
		Dichlorobenzene, 1,3-	541-73-1	E611D	0.050	mg/kg	<0.050	<0.050	0	Diff <2x LOR	----
		Dichlorobenzene, 1,4-	106-46-7	E611D	0.050	mg/kg	<0.050	<0.050	0	Diff <2x LOR	----
		Dichlorodifluoromethane	75-71-8	E611D	0.050	mg/kg	<0.050	<0.050	0	Diff <2x LOR	----
		Dichloroethane, 1,1-	75-34-3	E611D	0.050	mg/kg	<0.050	<0.050	0	Diff <2x LOR	----
		Dichloroethane, 1,2-	107-06-2	E611D	0.050	mg/kg	<0.050	<0.050	0	Diff <2x LOR	----
		Dichloroethylene, 1,1-	75-35-4	E611D	0.050	mg/kg	<0.050	<0.050	0	Diff <2x LOR	----
		Dichloroethylene, cis-1,2-	156-59-2	E611D	0.050	mg/kg	<0.050	<0.050	0	Diff <2x LOR	----
		Dichloroethylene, trans-1,2-	156-60-5	E611D	0.050	mg/kg	<0.050	<0.050	0	Diff <2x LOR	----
		Dichloromethane	75-09-2	E611D	0.045	mg/kg	<0.045	<0.045	0	Diff <2x LOR	----
		Dichloropropane, 1,2-	78-87-5	E611D	0.050	mg/kg	<0.050	<0.050	0	Diff <2x LOR	----
		Dichloropropylene, cis-1,3-	10061-01-5	E611D	0.030	mg/kg	<0.030	<0.030	0	Diff <2x LOR	----
		Dichloropropylene, trans-1,3-	10061-02-6	E611D	0.030	mg/kg	<0.030	<0.030	0	Diff <2x LOR	----
		Ethylbenzene	100-41-4	E611D	0.015	mg/kg	<0.015	<0.015	0	Diff <2x LOR	----

Sub-Matrix: **Soil/Solid**

Laboratory sample ID	Client sample ID	Analyte	CAS Number	Method	Laboratory Duplicate (DUP) Report LOR	Unit	Original Result	Duplicate Result	RPD(%) or Difference	Duplicate Limits	Qualifier
Volatile Organic Compounds (QC Lot: 2345138) - continued											
WT2533082-001	Anonymous	Hexane, n-	110-54-3	E611D	0.050	mg/kg	<0.050	<0.050	0	Diff <2x LOR	----
		Methyl ethyl ketone [MEK]	78-93-3	E611D	0.50	mg/kg	<0.50	<0.50	0	Diff <2x LOR	----
		Methyl isobutyl ketone [MIBK]	108-10-1	E611D	0.50	mg/kg	<0.50	<0.50	0	Diff <2x LOR	----
		Methyl-tert-butyl ether [MTBE]	1634-04-4	E611D	0.040	mg/kg	<0.040	<0.040	0	Diff <2x LOR	----
		Styrene	100-42-5	E611D	0.050	mg/kg	<0.050	<0.050	0	Diff <2x LOR	----
		Tetrachloroethane, 1,1,1,2-	630-20-6	E611D	0.050	mg/kg	<0.050	<0.050	0	Diff <2x LOR	----
		Tetrachloroethane, 1,1,2,2-	79-34-5	E611D	0.050	mg/kg	<0.050	<0.050	0	Diff <2x LOR	----
		Tetrachloroethylene	127-18-4	E611D	0.050	mg/kg	<0.050	<0.050	0	Diff <2x LOR	----
		Toluene	108-88-3	E611D	0.050	mg/kg	<0.050	<0.050	0	Diff <2x LOR	----
		Trichloroethane, 1,1,1-	71-55-6	E611D	0.050	mg/kg	<0.050	<0.050	0	Diff <2x LOR	----
		Trichloroethane, 1,1,2-	79-00-5	E611D	0.050	mg/kg	<0.050	<0.050	0	Diff <2x LOR	----
		Trichloroethylene	79-01-6	E611D	0.010	mg/kg	<0.010	<0.010	0	Diff <2x LOR	----
		Trichlorofluoromethane	75-69-4	E611D	0.050	mg/kg	<0.050	<0.050	0	Diff <2x LOR	----
		Vinyl chloride	75-01-4	E611D	0.020	mg/kg	<0.020	<0.020	0	Diff <2x LOR	----
		Xylene, m+p-	179601-23-1	E611D	0.030	mg/kg	<0.030	<0.030	0	Diff <2x LOR	----
		Xylene, o-	95-47-6	E611D	0.030	mg/kg	<0.030	<0.030	0	Diff <2x LOR	----
Volatile Organic Compounds (QC Lot: 2345420)											
WT2533107-030	BH25-11 SA4	Acetone	67-64-1	E611D	0.50	mg/kg	<0.50	<0.50	0	Diff <2x LOR	----
		Benzene	71-43-2	E611D	0.0050	mg/kg	<0.0050	<0.0050	0	Diff <2x LOR	----
		Bromodichloromethane	75-27-4	E611D	0.050	mg/kg	<0.050	<0.050	0	Diff <2x LOR	----
		Bromoform	75-25-2	E611D	0.050	mg/kg	<0.050	<0.050	0	Diff <2x LOR	----
		Bromomethane	74-83-9	E611D	0.050	mg/kg	<0.050	<0.050	0	Diff <2x LOR	----
		Carbon tetrachloride	56-23-5	E611D	0.050	mg/kg	<0.050	<0.050	0	Diff <2x LOR	----
		Chlorobenzene	108-90-7	E611D	0.050	mg/kg	<0.050	<0.050	0	Diff <2x LOR	----
		Chloroform	67-66-3	E611D	0.050	mg/kg	<0.050	<0.050	0	Diff <2x LOR	----
		Dibromochloromethane	124-48-1	E611D	0.050	mg/kg	<0.050	<0.050	0	Diff <2x LOR	----
		Dibromoethane, 1,2-	106-93-4	E611D	0.050	mg/kg	<0.050	<0.050	0	Diff <2x LOR	----
		Dichlorobenzene, 1,2-	95-50-1	E611D	0.050	mg/kg	<0.050	<0.050	0	Diff <2x LOR	----
		Dichlorobenzene, 1,3-	541-73-1	E611D	0.050	mg/kg	<0.050	<0.050	0	Diff <2x LOR	----
		Dichlorobenzene, 1,4-	106-46-7	E611D	0.050	mg/kg	<0.050	<0.050	0	Diff <2x LOR	----
		Dichlorodifluoromethane	75-71-8	E611D	0.050	mg/kg	<0.050	<0.050	0	Diff <2x LOR	----
		Dichloroethane, 1,1-	75-34-3	E611D	0.050	mg/kg	<0.050	<0.050	0	Diff <2x LOR	----
		Dichloroethane, 1,2-	107-06-2	E611D	0.050	mg/kg	<0.050	<0.050	0	Diff <2x LOR	----
		Dichloroethylene, 1,1-	75-35-4	E611D	0.050	mg/kg	<0.050	<0.050	0	Diff <2x LOR	----

Sub-Matrix: **Soil/Solid**

Laboratory sample ID	Client sample ID	Analyte	CAS Number	Method	Laboratory Duplicate (DUP) Report						
					LOR	Unit	Original Result	Duplicate Result	RPD(%) or Difference	Duplicate Limits	Qualifier
Volatile Organic Compounds (QC Lot: 2345420) - continued											
WT2533107-030	BH25-11 SA4	Dichloroethylene, cis-1,2-	156-59-2	E611D	0.050	mg/kg	<0.050	<0.050	0	Diff <2x LOR	----
		Dichloroethylene, trans-1,2-	156-60-5	E611D	0.050	mg/kg	<0.050	<0.050	0	Diff <2x LOR	----
		Dichloromethane	75-09-2	E611D	0.045	mg/kg	<0.045	<0.045	0	Diff <2x LOR	----
		Dichloropropane, 1,2-	78-87-5	E611D	0.050	mg/kg	<0.050	<0.050	0	Diff <2x LOR	----
		Dichloropropylene, cis-1,3-	10061-01-5	E611D	0.030	mg/kg	<0.030	<0.030	0	Diff <2x LOR	----
		Dichloropropylene, trans-1,3-	10061-02-6	E611D	0.030	mg/kg	<0.030	<0.030	0	Diff <2x LOR	----
		Ethylbenzene	100-41-4	E611D	0.015	mg/kg	<0.015	<0.015	0	Diff <2x LOR	----
		Hexane, n-	110-54-3	E611D	0.050	mg/kg	<0.050	<0.050	0	Diff <2x LOR	----
		Methyl ethyl ketone [MEK]	78-93-3	E611D	0.50	mg/kg	<0.50	<0.50	0	Diff <2x LOR	----
		Methyl isobutyl ketone [MIBK]	108-10-1	E611D	0.50	mg/kg	<0.50	<0.50	0	Diff <2x LOR	----
		Methyl-tert-butyl ether [MTBE]	1634-04-4	E611D	0.040	mg/kg	<0.040	<0.040	0	Diff <2x LOR	----
		Styrene	100-42-5	E611D	0.050	mg/kg	<0.050	<0.050	0	Diff <2x LOR	----
		Tetrachloroethane, 1,1,1,2-	630-20-6	E611D	0.050	mg/kg	<0.050	<0.050	0	Diff <2x LOR	----
		Tetrachloroethane, 1,1,2,2-	79-34-5	E611D	0.050	mg/kg	<0.050	<0.050	0	Diff <2x LOR	----
		Tetrachloroethylene	127-18-4	E611D	0.050	mg/kg	<0.050	<0.050	0	Diff <2x LOR	----
		Toluene	108-88-3	E611D	0.050	mg/kg	<0.050	<0.050	0	Diff <2x LOR	----
		Trichloroethane, 1,1,1-	71-55-6	E611D	0.050	mg/kg	<0.050	<0.050	0	Diff <2x LOR	----
		Trichloroethane, 1,1,2-	79-00-5	E611D	0.050	mg/kg	<0.050	<0.050	0	Diff <2x LOR	----
		Trichloroethylene	79-01-6	E611D	0.010	mg/kg	<0.010	<0.010	0	Diff <2x LOR	----
		Trichlorofluoromethane	75-69-4	E611D	0.050	mg/kg	<0.050	<0.050	0	Diff <2x LOR	----
		Vinyl chloride	75-01-4	E611D	0.020	mg/kg	<0.020	<0.020	0	Diff <2x LOR	----
		Xylene, m+p-	179601-23-1	E611D	0.030	mg/kg	<0.030	<0.030	0	Diff <2x LOR	----
		Xylene, o-	95-47-6	E611D	0.030	mg/kg	<0.030	<0.030	0	Diff <2x LOR	----
Volatile Organic Compounds (QC Lot: 2346891)											
WT2533107-034	BH25-12 SA3	Benzene	71-43-2	E611A	0.0050	mg/kg	<0.0050	<0.0050	0	Diff <2x LOR	----
		Ethylbenzene	100-41-4	E611A	0.015	mg/kg	<0.015	<0.015	0	Diff <2x LOR	----
		Toluene	108-88-3	E611A	0.050	mg/kg	<0.050	<0.050	0	Diff <2x LOR	----
		Xylene, m+p-	179601-23-1	E611A	0.030	mg/kg	<0.030	<0.030	0	Diff <2x LOR	----
		Xylene, o-	95-47-6	E611A	0.030	mg/kg	<0.030	<0.030	0	Diff <2x LOR	----
Volatile Organic Compounds (QC Lot: 2353794)											
WT2533966-006	Anonymous	Acetone	67-64-1	E611D	0.50	mg/kg	<0.50 µg/g	<0.50	0	Diff <2x LOR	----
		Benzene	71-43-2	E611D	0.0050	mg/kg	<0.0050 µg/g	<0.0050	0	Diff <2x LOR	----
		Bromodichloromethane	75-27-4	E611D	0.050	mg/kg	<0.050 µg/g	<0.050	0	Diff <2x LOR	----
		Bromoform	75-25-2	E611D	0.050	mg/kg	<0.050 µg/g	<0.050	0	Diff <2x LOR	----

Sub-Matrix: **Soil/Solid**

Laboratory sample ID	Client sample ID	Analyte	CAS Number	Method	Laboratory Duplicate (DUP) Report						
					LOR	Unit	Original Result	Duplicate Result	RPD(%) or Difference	Duplicate Limits	Qualifier
Volatile Organic Compounds (QC Lot: 2353794) - continued											
WT2533966-006	Anonymous	Bromomethane	74-83-9	E611D	0.050	mg/kg	<0.050 µg/g	<0.050	0	Diff <2x LOR	----
		Carbon tetrachloride	56-23-5	E611D	0.050	mg/kg	<0.050 µg/g	<0.050	0	Diff <2x LOR	----
		Chlorobenzene	108-90-7	E611D	0.050	mg/kg	<0.050 µg/g	<0.050	0	Diff <2x LOR	----
		Chloroform	67-66-3	E611D	0.050	mg/kg	<0.050 µg/g	<0.050	0	Diff <2x LOR	----
		Dibromochloromethane	124-48-1	E611D	0.050	mg/kg	<0.050 µg/g	<0.050	0	Diff <2x LOR	----
		Dibromoethane, 1,2-	106-93-4	E611D	0.050	mg/kg	<0.050 µg/g	<0.050	0	Diff <2x LOR	----
		Dichlorobenzene, 1,2-	95-50-1	E611D	0.050	mg/kg	<0.050 µg/g	<0.050	0	Diff <2x LOR	----
		Dichlorobenzene, 1,3-	541-73-1	E611D	0.050	mg/kg	<0.050 µg/g	<0.050	0	Diff <2x LOR	----
		Dichlorobenzene, 1,4-	106-46-7	E611D	0.050	mg/kg	<0.050 µg/g	<0.050	0	Diff <2x LOR	----
		Dichlorodifluoromethane	75-71-8	E611D	0.050	mg/kg	<0.050 µg/g	<0.050	0	Diff <2x LOR	----
		Dichloroethane, 1,1-	75-34-3	E611D	0.050	mg/kg	<0.050 µg/g	<0.050	0	Diff <2x LOR	----
		Dichloroethane, 1,2-	107-06-2	E611D	0.050	mg/kg	<0.050 µg/g	<0.050	0	Diff <2x LOR	----
		Dichloroethylene, 1,1-	75-35-4	E611D	0.050	mg/kg	<0.050 µg/g	<0.050	0	Diff <2x LOR	----
		Dichloroethylene, cis-1,2-	156-59-2	E611D	0.050	mg/kg	<0.050 µg/g	<0.050	0	Diff <2x LOR	----
		Dichloroethylene, trans-1,2-	156-60-5	E611D	0.050	mg/kg	<0.050 µg/g	<0.050	0	Diff <2x LOR	----
		Dichloromethane	75-09-2	E611D	0.045	mg/kg	<0.045 µg/g	<0.045	0	Diff <2x LOR	----
		Dichloropropane, 1,2-	78-87-5	E611D	0.050	mg/kg	<0.050 µg/g	<0.050	0	Diff <2x LOR	----
		Dichloropropylene, cis-1,3-	10061-01-5	E611D	0.030	mg/kg	<0.030 µg/g	<0.030	0	Diff <2x LOR	----
		Dichloropropylene, trans-1,3-	10061-02-6	E611D	0.030	mg/kg	<0.030 µg/g	<0.030	0	Diff <2x LOR	----
		Ethylbenzene	100-41-4	E611D	0.015	mg/kg	<0.015 µg/g	<0.015	0	Diff <2x LOR	----
		Hexane, n-	110-54-3	E611D	0.050	mg/kg	<0.050 µg/g	<0.050	0	Diff <2x LOR	----
		Methyl ethyl ketone [MEK]	78-93-3	E611D	0.50	mg/kg	<0.50 µg/g	<0.50	0	Diff <2x LOR	----
		Methyl isobutyl ketone [MIBK]	108-10-1	E611D	0.50	mg/kg	<0.50 µg/g	<0.50	0	Diff <2x LOR	----
		Methyl-tert-butyl ether [MTBE]	1634-04-4	E611D	0.040	mg/kg	<0.040 µg/g	<0.040	0	Diff <2x LOR	----
		Styrene	100-42-5	E611D	0.050	mg/kg	<0.050 µg/g	<0.050	0	Diff <2x LOR	----
		Tetrachloroethane, 1,1,1,2-	630-20-6	E611D	0.050	mg/kg	<0.050 µg/g	<0.050	0	Diff <2x LOR	----
		Tetrachloroethane, 1,1,2,2-	79-34-5	E611D	0.050	mg/kg	<0.050 µg/g	<0.050	0	Diff <2x LOR	----
		Tetrachloroethylene	127-18-4	E611D	0.050	mg/kg	<0.050 µg/g	<0.050	0	Diff <2x LOR	----
		Toluene	108-88-3	E611D	0.050	mg/kg	<0.050 µg/g	<0.050	0	Diff <2x LOR	----
		Trichloroethane, 1,1,1-	71-55-6	E611D	0.050	mg/kg	<0.050 µg/g	<0.050	0	Diff <2x LOR	----
		Trichloroethane, 1,1,2-	79-00-5	E611D	0.050	mg/kg	<0.050 µg/g	<0.050	0	Diff <2x LOR	----
		Trichloroethylene	79-01-6	E611D	0.010	mg/kg	<0.010 µg/g	<0.010	0	Diff <2x LOR	----
		Trichlorofluoromethane	75-69-4	E611D	0.050	mg/kg	<0.050 µg/g	<0.050	0	Diff <2x LOR	----
		Vinyl chloride	75-01-4	E611D	0.020	mg/kg	<0.020 µg/g	<0.020	0	Diff <2x LOR	----

Sub-Matrix: **Soil/Solid**

Laboratory sample ID	Client sample ID	Analyte	CAS Number	Method	Laboratory Duplicate (DUP) Report LOR	Unit	Original Result	Duplicate Result	RPD(%) or Difference	Duplicate Limits	Qualifier
Volatile Organic Compounds (QC Lot: 2353794) - continued											
WT2533966-006	Anonymous	Xylene, m+p-	179601-23-1	E611D	0.030	mg/kg	<0.030 µg/g	<0.030	0	Diff <2x LOR	----
		Xylene, o-	95-47-6	E611D	0.030	mg/kg	<0.030 µg/g	<0.030	0	Diff <2x LOR	----
Volatile Organic Compounds (QC Lot: 2353796)											
WT2533966-009	Anonymous	Benzene	71-43-2	E611A	0.0050	mg/kg	<0.0050 µg/g	<0.0050	0	Diff <2x LOR	----
		Ethylbenzene	100-41-4	E611A	0.015	mg/kg	<0.015 µg/g	<0.015	0	Diff <2x LOR	----
		Toluene	108-88-3	E611A	0.050	mg/kg	<0.050 µg/g	<0.050	0	Diff <2x LOR	----
		Xylene, m+p-	179601-23-1	E611A	0.030	mg/kg	<0.030 µg/g	<0.030	0	Diff <2x LOR	----
		Xylene, o-	95-47-6	E611A	0.030	mg/kg	<0.030 µg/g	<0.030	0	Diff <2x LOR	----
Hydrocarbons (QC Lot: 2343772)											
WT2533107-003	BH25-05 SA1	F2 (C10-C16)	----	E601.SG-L	10	mg/kg	<10	13	3	Diff <2x LOR	----
		F3 (C16-C34)	----	E601.SG-L	50	mg/kg	<50	<50	0	Diff <2x LOR	----
		F4 (C34-C50)	----	E601.SG-L	50	mg/kg	<50	54	4	Diff <2x LOR	----
Hydrocarbons (QC Lot: 2344340)											
WT2533107-001	BH25-04 SA2	F1 (C6-C10)	----	E581.F1	5.0	mg/kg	<5.0	<5.0	0	Diff <2x LOR	----
Hydrocarbons (QC Lot: 2344582)											
WT2533107-043	BH25-05 SA6-DUP	F2 (C10-C16)	----	E601.SG-L	10	mg/kg	<10	<10	0	Diff <2x LOR	----
		F3 (C16-C34)	----	E601.SG-L	50	mg/kg	<50	<50	0	Diff <2x LOR	----
		F4 (C34-C50)	----	E601.SG-L	50	mg/kg	<50	<50	0	Diff <2x LOR	----
Hydrocarbons (QC Lot: 2345137)											
WT2533082-001	Anonymous	F1 (C6-C10)	----	E581.F1	5.0	mg/kg	<5.0	<5.0	0	Diff <2x LOR	----
Hydrocarbons (QC Lot: 2345422)											
WT2533107-030	BH25-11 SA4	F1 (C6-C10)	----	E581.F1	5.2	mg/kg	<5.2	<5.2		Diff <2x LOR	----
Hydrocarbons (QC Lot: 2346892)											
WT2533107-034	BH25-12 SA3	F1 (C6-C10)	----	E581.F1	5.0	mg/kg	<5.0	<5.0	0	Diff <2x LOR	----
Hydrocarbons (QC Lot: 2348392)											
WT2532921-001	Anonymous	F2 (C10-C16)	----	E601.SG-L	10	mg/kg	<10	<10	0	Diff <2x LOR	----
		F3 (C16-C34)	----	E601.SG-L	50	mg/kg	<50	<50	0	Diff <2x LOR	----
		F4 (C34-C50)	----	E601.SG-L	50	mg/kg	<50	<50	0	Diff <2x LOR	----
Hydrocarbons (QC Lot: 2350493)											
WT2533107-044	BH25-06 SA2-DUP	F2 (C10-C16)	----	E601.SG-L	10	mg/kg	<10	<10	0	Diff <2x LOR	----
		F3 (C16-C34)	----	E601.SG-L	50	mg/kg	<50	<50	0	Diff <2x LOR	----
		F4 (C34-C50)	----	E601.SG-L	50	mg/kg	<50	<50	0	Diff <2x LOR	----
Hydrocarbons (QC Lot: 2353319)											
WT2530336-001	Anonymous	F2 (C10-C16)	----	E601.SG-L	10	mg/kg	<10	<10	0	Diff <2x LOR	----

Sub-Matrix: **Soil/Solid**

Laboratory sample ID	Client sample ID	Analyte	CAS Number	Method	Laboratory Duplicate (DUP) Report						
					LOR	Unit	Original Result	Duplicate Result	RPD(%) or Difference	Duplicate Limits	Qualifier
Hydrocarbons (QC Lot: 2353319) - continued											
WT2530336-001	Anonymous	F3 (C16-C34)	----	E601.SG-L	50	mg/kg	<50	<50	0	Diff <2x LOR	----
		F4 (C34-C50)	----	E601.SG-L	50	mg/kg	<50	<50	0	Diff <2x LOR	----
Hydrocarbons (QC Lot: 2353795)											
WT2533966-006	Anonymous	F1 (C6-C10)	----	E581.F1	5.0	mg/kg	<5.0 µg/g	<5.0	0	Diff <2x LOR	----
Hydrocarbons (QC Lot: 2353797)											
WT2533966-009	Anonymous	F1 (C6-C10)	----	E581.F1	5.0	mg/kg	<5.0 µg/g	<5.0	0	Diff <2x LOR	----
Polycyclic Aromatic Hydrocarbons (QC Lot: 2343771)											
WT2533107-003	BH25-05 SA1	Acenaphthene	83-32-9	E641A	0.050	mg/kg	<0.050	<0.050	0	Diff <2x LOR	----
		Acenaphthylene	208-96-8	E641A	0.050	mg/kg	<0.050	<0.050	0	Diff <2x LOR	----
		Anthracene	120-12-7	E641A	0.050	mg/kg	<0.050	<0.050	0	Diff <2x LOR	----
		Benz(a)anthracene	56-55-3	E641A	0.050	mg/kg	<0.050	<0.050	0	Diff <2x LOR	----
		Benzo(a)pyrene	50-32-8	E641A	0.050	mg/kg	<0.050	<0.050	0	Diff <2x LOR	----
		Benzo(b+j)fluoranthene	n/a	E641A	0.050	mg/kg	<0.050	<0.050	0	Diff <2x LOR	----
		Benzo(g,h,i)perylene	191-24-2	E641A	0.050	mg/kg	<0.050	<0.050	0	Diff <2x LOR	----
		Benzo(k)fluoranthene	207-08-9	E641A	0.050	mg/kg	<0.050	<0.050	0	Diff <2x LOR	----
		Chrysene	218-01-9	E641A	0.050	mg/kg	<0.050	<0.050	0	Diff <2x LOR	----
		Dibenz(a,h)anthracene	53-70-3	E641A	0.050	mg/kg	<0.050	<0.050	0	Diff <2x LOR	----
		Fluoranthene	206-44-0	E641A	0.050	mg/kg	<0.050	<0.050	0	Diff <2x LOR	----
		Fluorene	86-73-7	E641A	0.050	mg/kg	<0.050	<0.050	0	Diff <2x LOR	----
		Indeno(1,2,3-c,d)pyrene	193-39-5	E641A	0.050	mg/kg	<0.050	<0.050	0	Diff <2x LOR	----
		Methylnaphthalene, 1-	90-12-0	E641A	0.030	mg/kg	<0.030	<0.030	0	Diff <2x LOR	----
		Methylnaphthalene, 2-	91-57-6	E641A	0.030	mg/kg	<0.030	<0.030	0	Diff <2x LOR	----
		Naphthalene	91-20-3	E641A	0.010	mg/kg	<0.010	<0.010	0	Diff <2x LOR	----
		Phenanthrene	85-01-8	E641A	0.050	mg/kg	<0.050	<0.050	0	Diff <2x LOR	----
		Pyrene	129-00-0	E641A	0.050	mg/kg	<0.050	<0.050	0	Diff <2x LOR	----
Polycyclic Aromatic Hydrocarbons (QC Lot: 2344583)											
WT2533107-043	BH25-05 SA6-DUP	Acenaphthene	83-32-9	E641A	0.050	mg/kg	<0.050	<0.050	0	Diff <2x LOR	----
		Acenaphthylene	208-96-8	E641A	0.050	mg/kg	<0.050	<0.050	0	Diff <2x LOR	----
		Anthracene	120-12-7	E641A	0.050	mg/kg	<0.050	<0.050	0	Diff <2x LOR	----
		Benz(a)anthracene	56-55-3	E641A	0.050	mg/kg	<0.050	<0.050	0	Diff <2x LOR	----
		Benzo(a)pyrene	50-32-8	E641A	0.050	mg/kg	<0.050	<0.050	0	Diff <2x LOR	----
		Benzo(b+j)fluoranthene	n/a	E641A	0.050	mg/kg	<0.050	<0.050	0	Diff <2x LOR	----
		Benzo(g,h,i)perylene	191-24-2	E641A	0.050	mg/kg	<0.050	<0.050	0	Diff <2x LOR	----
		Benzo(k)fluoranthene	207-08-9	E641A	0.050	mg/kg	<0.050	<0.050	0	Diff <2x LOR	----

Sub-Matrix: **Soil/Solid**

Laboratory sample ID	Client sample ID	Analyte	CAS Number	Method	Laboratory Duplicate (DUP) Report						
					LOR	Unit	Original Result	Duplicate Result	RPD(%) or Difference	Duplicate Limits	Qualifier
Polycyclic Aromatic Hydrocarbons (QC Lot: 2344583) - continued											
WT2533107-043	BH25-05 SA6-DUP	Chrysene	218-01-9	E641A	0.050	mg/kg	<0.050	<0.050	0	Diff <2x LOR	----
		Dibenz(a,h)anthracene	53-70-3	E641A	0.050	mg/kg	<0.050	<0.050	0	Diff <2x LOR	----
		Fluoranthene	206-44-0	E641A	0.050	mg/kg	<0.050	<0.050	0	Diff <2x LOR	----
		Fluorene	86-73-7	E641A	0.050	mg/kg	<0.050	<0.050	0	Diff <2x LOR	----
		Indeno(1,2,3-c,d)pyrene	193-39-5	E641A	0.050	mg/kg	<0.050	<0.050	0	Diff <2x LOR	----
		Methylnaphthalene, 1-	90-12-0	E641A	0.030	mg/kg	<0.030	<0.030	0	Diff <2x LOR	----
		Methylnaphthalene, 2-	91-57-6	E641A	0.030	mg/kg	<0.030	<0.030	0	Diff <2x LOR	----
		Naphthalene	91-20-3	E641A	0.010	mg/kg	<0.010	<0.010	0	Diff <2x LOR	----
		Phenanthrene	85-01-8	E641A	0.050	mg/kg	<0.050	<0.050	0	Diff <2x LOR	----
		Pyrene	129-00-0	E641A	0.050	mg/kg	<0.050	<0.050	0	Diff <2x LOR	----
Polycyclic Aromatic Hydrocarbons (QC Lot: 2350494)											
WT2533107-044	BH25-06 SA2-DUP	Acenaphthene	83-32-9	E641A	0.050	mg/kg	<0.050	<0.050	0	Diff <2x LOR	----
		Acenaphthylene	208-96-8	E641A	0.050	mg/kg	<0.050	<0.050	0	Diff <2x LOR	----
		Anthracene	120-12-7	E641A	0.050	mg/kg	<0.050	<0.050	0	Diff <2x LOR	----
		Benz(a)anthracene	56-55-3	E641A	0.050	mg/kg	<0.050	<0.050	0	Diff <2x LOR	----
		Benzo(a)pyrene	50-32-8	E641A	0.050	mg/kg	<0.050	<0.050	0	Diff <2x LOR	----
		Benzo(b+j)fluoranthene	n/a	E641A	0.050	mg/kg	<0.050	<0.050	0	Diff <2x LOR	----
		Benzo(g,h,i)perylene	191-24-2	E641A	0.050	mg/kg	<0.050	<0.050	0	Diff <2x LOR	----
		Benzo(k)fluoranthene	207-08-9	E641A	0.050	mg/kg	<0.050	<0.050	0	Diff <2x LOR	----
		Chrysene	218-01-9	E641A	0.050	mg/kg	<0.050	<0.050	0	Diff <2x LOR	----
		Dibenz(a,h)anthracene	53-70-3	E641A	0.050	mg/kg	<0.050	<0.050	0	Diff <2x LOR	----
		Fluoranthene	206-44-0	E641A	0.050	mg/kg	<0.050	<0.050	0	Diff <2x LOR	----
		Fluorene	86-73-7	E641A	0.050	mg/kg	<0.050	<0.050	0	Diff <2x LOR	----
		Indeno(1,2,3-c,d)pyrene	193-39-5	E641A	0.050	mg/kg	<0.050	<0.050	0	Diff <2x LOR	----
		Methylnaphthalene, 1-	90-12-0	E641A	0.030	mg/kg	<0.030	<0.030	0	Diff <2x LOR	----
		Methylnaphthalene, 2-	91-57-6	E641A	0.030	mg/kg	<0.030	<0.030	0	Diff <2x LOR	----
		Naphthalene	91-20-3	E641A	0.010	mg/kg	<0.010	<0.010	0	Diff <2x LOR	----
		Phenanthrene	85-01-8	E641A	0.050	mg/kg	<0.050	<0.050	0	Diff <2x LOR	----
		Pyrene	129-00-0	E641A	0.050	mg/kg	<0.050	<0.050	0	Diff <2x LOR	----
Polycyclic Aromatic Hydrocarbons (QC Lot: 2353320)											
WT2530336-001	Anonymous	Acenaphthene	83-32-9	E641A	0.050	mg/kg	<0.050	<0.050	0	Diff <2x LOR	----
		Acenaphthylene	208-96-8	E641A	0.050	mg/kg	<0.050	<0.050	0	Diff <2x LOR	----
		Anthracene	120-12-7	E641A	0.050	mg/kg	<0.050	<0.050	0	Diff <2x LOR	----
		Benz(a)anthracene	56-55-3	E641A	0.050	mg/kg	<0.050	<0.050	0	Diff <2x LOR	----

Sub-Matrix: **Soil/Solid**

Laboratory sample ID	Client sample ID	Analyte	CAS Number	Method	Laboratory Duplicate (DUP) Report						
					LOR	Unit	Original Result	Duplicate Result	RPD(%) or Difference	Duplicate Limits	Qualifier
Polycyclic Aromatic Hydrocarbons (QC Lot: 2353320) - continued											
WT2530336-001	Anonymous	Benzo(a)pyrene	50-32-8	E641A	0.050	mg/kg	<0.050	<0.050	0	Diff <2x LOR	----
		Benzo(b+j)fluoranthene	n/a	E641A	0.050	mg/kg	<0.050	<0.050	0	Diff <2x LOR	----
		Benzo(g,h,i)perylene	191-24-2	E641A	0.050	mg/kg	<0.050	<0.050	0	Diff <2x LOR	----
		Benzo(k)fluoranthene	207-08-9	E641A	0.050	mg/kg	<0.050	<0.050	0	Diff <2x LOR	----
		Chrysene	218-01-9	E641A	0.050	mg/kg	<0.050	<0.050	0	Diff <2x LOR	----
		Dibenz(a,h)anthracene	53-70-3	E641A	0.050	mg/kg	<0.050	<0.050	0	Diff <2x LOR	----
		Fluoranthene	206-44-0	E641A	0.050	mg/kg	<0.050	<0.050	0	Diff <2x LOR	----
		Fluorene	86-73-7	E641A	0.050	mg/kg	<0.050	<0.050	0	Diff <2x LOR	----
		Indeno(1,2,3-c,d)pyrene	193-39-5	E641A	0.050	mg/kg	<0.050	<0.050	0	Diff <2x LOR	----
		Methylnaphthalene, 1-	90-12-0	E641A	0.030	mg/kg	<0.030	<0.030	0	Diff <2x LOR	----
		Methylnaphthalene, 2-	91-57-6	E641A	0.030	mg/kg	<0.030	<0.030	0	Diff <2x LOR	----
		Naphthalene	91-20-3	E641A	0.010	mg/kg	0.039	0.040	0.0003	Diff <2x LOR	J
		Phenanthrene	85-01-8	E641A	0.050	mg/kg	<0.050	<0.050	0	Diff <2x LOR	----
		Pyrene	129-00-0	E641A	0.050	mg/kg	<0.050	<0.050	0	Diff <2x LOR	----
Polychlorinated Biphenyls (QC Lot: 2350479)											
WT2533744-001	Anonymous	Aroclor 1016	12674-11-2	E687	5.59	mg/kg	<5.59	<5.59	5.59	Diff <2x LOR	RRQC
		Aroclor 1221	11104-28-2	E687	5.59	mg/kg	<5.59	<5.59	5.59	Diff <2x LOR	RRQC
		Aroclor 1232	11141-16-5	E687	5.59	mg/kg	<5.59	<5.59	5.59	Diff <2x LOR	RRQC
		Aroclor 1242	53469-21-9	E687	5.59	mg/kg	<5.59	<5.59	5.59	Diff <2x LOR	RRQC
		Aroclor 1248	12672-29-6	E687	5.59	mg/kg	<5.59	<5.59	5.59	Diff <2x LOR	RRQC
		Aroclor 1254	11097-69-1	E687	11.9	mg/kg	<16.7	<11.9	4.76	Diff <2x LOR	RRQC
		Aroclor 1260	11096-82-5	E687	5.59	mg/kg	70.1	44.9	43.8%	50%	RRQC
		Aroclor 1262	37324-23-5	E687	5.59	mg/kg	<5.59	<5.59	5.59	Diff <2x LOR	RRQC
		Aroclor 1268	11100-14-4	E687	5.59	mg/kg	<5.59	<5.59	5.59	Diff <2x LOR	RRQC
Polychlorinated Biphenyls (QC Lot: 2355360)											
WT2533107-005	BH25-06 SA2	Aroclor 1016	12674-11-2	E687	0.010	mg/kg	<0.010	<0.010	0	Diff <2x LOR	----
		Aroclor 1221	11104-28-2	E687	0.010	mg/kg	<0.010	<0.010	0	Diff <2x LOR	----
		Aroclor 1232	11141-16-5	E687	0.010	mg/kg	<0.010	<0.010	0	Diff <2x LOR	----
		Aroclor 1242	53469-21-9	E687	0.010	mg/kg	<0.010	<0.010	0	Diff <2x LOR	----
		Aroclor 1248	12672-29-6	E687	0.010	mg/kg	<0.010	<0.010	0	Diff <2x LOR	----
		Aroclor 1254	11097-69-1	E687	0.010	mg/kg	<0.010	<0.010	0	Diff <2x LOR	----
		Aroclor 1260	11096-82-5	E687	0.010	mg/kg	<0.010	<0.010	0	Diff <2x LOR	----
		Aroclor 1262	37324-23-5	E687	0.010	mg/kg	<0.010	<0.010	0	Diff <2x LOR	----
		Aroclor 1268	11100-14-4	E687	0.010	mg/kg	<0.010	<0.010	0	Diff <2x LOR	----

Qualifiers

Qualifier	Description
DUP-H	Duplicate results outside ALS DQO, due to sample heterogeneity.
J	Duplicate results and limits are expressed in terms of absolute difference.

Method Blank (MB) Report

A Method Blank is an analyte-free matrix that undergoes sample processing identical to that carried out for test samples. Method Blank results are used to monitor and control for potential contamination from the laboratory environment and reagents. For most tests, the DQO for Method Blanks is for the result to be < LOR.

Sub-Matrix: **Soil/Solid**

Analyte	CAS Number	Method	LOR	Unit	Result	Qualifier
Physical Tests (QCLot: 2343776)						
Conductivity (1:2 leachate)	----	E100-L	5	µS/cm	<5.00	----
Physical Tests (QCLot: 2343780)						
Moisture	----	E144	0.25	%	<0.25	----
Physical Tests (QCLot: 2344573)						
Conductivity (1:2 leachate)	----	E100-L	5	µS/cm	<5.00	----
Physical Tests (QCLot: 2344586)						
Moisture	----	E144	0.25	%	<0.25	----
Physical Tests (QCLot: 2347491)						
Conductivity (1:2 leachate)	----	E100-L	5	µS/cm	<5.00	----
Physical Tests (QCLot: 2352282)						
Moisture	----	E144	0.25	%	<0.25	----
Physical Tests (QCLot: 2354177)						
Moisture	----	E144	0.25	%	<0.25	----
Physical Tests (QCLot: 2355837)						
Conductivity (1:2 leachate)	----	E100-L	5	µS/cm	<5.00	----
Cyanides (QCLot: 2343770)						
Cyanide, weak acid dissociable	----	E336A	0.05	mg/kg	<0.050	----
Cyanides (QCLot: 2344584)						
Cyanide, weak acid dissociable	----	E336A	0.05	mg/kg	<0.050	----
Cyanides (QCLot: 2350455)						
Cyanide, weak acid dissociable	----	E336A	0.05	mg/kg	<0.050	----
Cyanides (QCLot: 2355772)						
Cyanide, weak acid dissociable	----	E336A	0.05	mg/kg	<0.050	----
Metals (QCLot: 2343775)						
Calcium, soluble ion content	7440-70-2	E484	0.5	mg/L	<0.50	----
Magnesium, soluble ion content	7439-95-4	E484	0.5	mg/L	<0.50	----
Sodium, soluble ion content	17341-25-2	E484	0.5	mg/L	<0.50	----
Metals (QCLot: 2343777)						
Boron, hot water soluble	7440-42-8	E487	0.1	mg/kg	<0.10	----
Metals (QCLot: 2343778)						
Mercury	7439-97-6	E510C	0.005	mg/kg	<0.0050	----
Metals (QCLot: 2343779)						

Sub-Matrix: **Soil/Solid**

Analyte	CAS Number	Method	LOR	Unit	Result	Qualifier
Metals (QCLot: 2343779) - continued						
Antimony	7440-36-0	E440C	0.1	mg/kg	<0.10	----
Arsenic	7440-38-2	E440C	0.1	mg/kg	<0.10	----
Barium	7440-39-3	E440C	0.5	mg/kg	<0.50	----
Beryllium	7440-41-7	E440C	0.1	mg/kg	<0.10	----
Boron	7440-42-8	E440C	5	mg/kg	<5.0	----
Cadmium	7440-43-9	E440C	0.02	mg/kg	<0.020	----
Chromium	7440-47-3	E440C	0.5	mg/kg	<0.50	----
Cobalt	7440-48-4	E440C	0.1	mg/kg	<0.10	----
Copper	7440-50-8	E440C	0.5	mg/kg	<0.50	----
Lead	7439-92-1	E440C	0.5	mg/kg	<0.50	----
Molybdenum	7439-98-7	E440C	0.1	mg/kg	<0.10	----
Nickel	7440-02-0	E440C	0.5	mg/kg	<0.50	----
Selenium	7782-49-2	E440C	0.2	mg/kg	<0.20	----
Silver	7440-22-4	E440C	0.1	mg/kg	<0.10	----
Thallium	7440-28-0	E440C	0.05	mg/kg	<0.050	----
Uranium	7440-61-1	E440C	0.05	mg/kg	<0.050	----
Vanadium	7440-62-2	E440C	0.2	mg/kg	<0.20	----
Zinc	7440-66-6	E440C	2	mg/kg	<2.0	----
Metals (QCLot: 2344574)						
Calcium, soluble ion content	7440-70-2	E484	0.5	mg/L	<0.50	----
Magnesium, soluble ion content	7439-95-4	E484	0.5	mg/L	<0.50	----
Sodium, soluble ion content	17341-25-2	E484	0.5	mg/L	<0.50	----
Metals (QCLot: 2344579)						
Antimony	7440-36-0	E440C	0.1	mg/kg	<0.10	----
Arsenic	7440-38-2	E440C	0.1	mg/kg	<0.10	----
Barium	7440-39-3	E440C	0.5	mg/kg	<0.50	----
Beryllium	7440-41-7	E440C	0.1	mg/kg	<0.10	----
Boron	7440-42-8	E440C	5	mg/kg	<5.0	----
Cadmium	7440-43-9	E440C	0.02	mg/kg	<0.020	----
Chromium	7440-47-3	E440C	0.5	mg/kg	<0.50	----
Cobalt	7440-48-4	E440C	0.1	mg/kg	<0.10	----
Copper	7440-50-8	E440C	0.5	mg/kg	<0.50	----
Lead	7439-92-1	E440C	0.5	mg/kg	<0.50	----
Molybdenum	7439-98-7	E440C	0.1	mg/kg	<0.10	----
Nickel	7440-02-0	E440C	0.5	mg/kg	<0.50	----

Sub-Matrix: **Soil/Solid**

Analyte	CAS Number	Method	LOR	Unit	Result	Qualifier
Metals (QCLot: 2344579) - continued						
Selenium	7782-49-2	E440C	0.2	mg/kg	<0.20	----
Silver	7440-22-4	E440C	0.1	mg/kg	<0.10	----
Thallium	7440-28-0	E440C	0.05	mg/kg	<0.050	----
Uranium	7440-61-1	E440C	0.05	mg/kg	<0.050	----
Vanadium	7440-62-2	E440C	0.2	mg/kg	<0.20	----
Zinc	7440-66-6	E440C	2	mg/kg	<2.0	----
Metals (QCLot: 2344581)						
Mercury	7439-97-6	E510C	0.005	mg/kg	<0.0050	----
Metals (QCLot: 2344585)						
Boron, hot water soluble	7440-42-8	E487	0.1	mg/kg	<0.10	----
Metals (QCLot: 2347492)						
Calcium, soluble ion content	7440-70-2	E484	0.5	mg/L	<0.50	----
Magnesium, soluble ion content	7439-95-4	E484	0.5	mg/L	<0.50	----
Sodium, soluble ion content	17341-25-2	E484	0.5	mg/L	<0.50	----
Metals (QCLot: 2347493)						
Boron, hot water soluble	7440-42-8	E487	0.1	mg/kg	<0.10	----
Metals (QCLot: 2347494)						
Mercury	7439-97-6	E510C	0.005	mg/kg	<0.0050	----
Metals (QCLot: 2347495)						
Antimony	7440-36-0	E440C	0.1	mg/kg	<0.10	----
Arsenic	7440-38-2	E440C	0.1	mg/kg	<0.10	----
Barium	7440-39-3	E440C	0.5	mg/kg	<0.50	----
Beryllium	7440-41-7	E440C	0.1	mg/kg	<0.10	----
Boron	7440-42-8	E440C	5	mg/kg	<5.0	----
Cadmium	7440-43-9	E440C	0.02	mg/kg	<0.020	----
Chromium	7440-47-3	E440C	0.5	mg/kg	<0.50	----
Cobalt	7440-48-4	E440C	0.1	mg/kg	<0.10	----
Copper	7440-50-8	E440C	0.5	mg/kg	<0.50	----
Lead	7439-92-1	E440C	0.5	mg/kg	<0.50	----
Molybdenum	7439-98-7	E440C	0.1	mg/kg	<0.10	----
Nickel	7440-02-0	E440C	0.5	mg/kg	<0.50	----
Selenium	7782-49-2	E440C	0.2	mg/kg	<0.20	----
Silver	7440-22-4	E440C	0.1	mg/kg	<0.10	----
Thallium	7440-28-0	E440C	0.05	mg/kg	<0.050	----
Uranium	7440-61-1	E440C	0.05	mg/kg	<0.050	----

Sub-Matrix: **Soil/Solid**

Analyte	CAS Number	Method	LOR	Unit	Result	Qualifier
Metals (QCLot: 2347495) - continued						
Vanadium	7440-62-2	E440C	0.2	mg/kg	<0.20	----
Zinc	7440-66-6	E440C	2	mg/kg	<2.0	----
Metals (QCLot: 2355833)						
Mercury	7439-97-6	E510C	0.005	mg/kg	<0.0050	----
Metals (QCLot: 2355834)						
Antimony	7440-36-0	E440C	0.1	mg/kg	<0.10	----
Arsenic	7440-38-2	E440C	0.1	mg/kg	<0.10	----
Barium	7440-39-3	E440C	0.5	mg/kg	<0.50	----
Beryllium	7440-41-7	E440C	0.1	mg/kg	<0.10	----
Boron	7440-42-8	E440C	5	mg/kg	<5.0	----
Cadmium	7440-43-9	E440C	0.02	mg/kg	<0.020	----
Chromium	7440-47-3	E440C	0.5	mg/kg	<0.50	----
Cobalt	7440-48-4	E440C	0.1	mg/kg	<0.10	----
Copper	7440-50-8	E440C	0.5	mg/kg	<0.50	----
Lead	7439-92-1	E440C	0.5	mg/kg	<0.50	----
Molybdenum	7439-98-7	E440C	0.1	mg/kg	<0.10	----
Nickel	7440-02-0	E440C	0.5	mg/kg	<0.50	----
Selenium	7782-49-2	E440C	0.2	mg/kg	<0.20	----
Silver	7440-22-4	E440C	0.1	mg/kg	<0.10	----
Thallium	7440-28-0	E440C	0.05	mg/kg	<0.050	----
Uranium	7440-61-1	E440C	0.05	mg/kg	<0.050	----
Vanadium	7440-62-2	E440C	0.2	mg/kg	<0.20	----
Zinc	7440-66-6	E440C	2	mg/kg	<2.0	----
Metals (QCLot: 2355835)						
Boron, hot water soluble	7440-42-8	E487	0.1	mg/kg	<0.10	----
Metals (QCLot: 2355836)						
Calcium, soluble ion content	7440-70-2	E484	0.5	mg/L	<0.50	----
Magnesium, soluble ion content	7439-95-4	E484	0.5	mg/L	<0.50	----
Sodium, soluble ion content	17341-25-2	E484	0.5	mg/L	<0.50	----
Speciated Metals (QCLot: 2343773)						
Chromium, hexavalent [Cr VI]	18540-29-9	E532	0.1	mg/kg	<0.10	----
Speciated Metals (QCLot: 2344576)						
Chromium, hexavalent [Cr VI]	18540-29-9	E532	0.1	mg/kg	<0.10	----
Speciated Metals (QCLot: 2350453)						
Chromium, hexavalent [Cr VI]	18540-29-9	E532	0.1	mg/kg	<0.10	----

Sub-Matrix: **Soil/Solid**

Analyte	CAS Number	Method	LOR	Unit	Result	Qualifier
Speciated Metals (QCLot: 2355773)						
Chromium, hexavalent [Cr VI]	18540-29-9	E532	0.1	mg/kg	<0.10	----
TCLP Extractables (QCLot: 2347101)						
Cyanide, weak acid dissociable, TCLP	----	E337A	0.1	mg/L	<0.10	----
TCLP Extractables (QCLot: 2347151)						
Fluoride, TCLP	16984-48-8	E240.F	10	mg/L	<10	----
TCLP Extractables (QCLot: 2347152)						
Nitrate (as N), TCLP	14797-55-8	E240.NO3	5	mg/L	<5.0	----
TCLP Extractables (QCLot: 2347153)						
Nitrite (as N), TCLP	14797-65-0	E240.NO2	5	mg/L	<5.0	----
TCLP Extractables (QCLot: 2347501)						
Benzo(a)pyrene, TCLP	50-32-8	E644	0.2	µg/L	<0.20	----
TCLP Extractables (QCLot: 2347799)						
Aroclor 1016, TCLP	12674-11-2	E688A	0.2	µg/L	<0.20	----
Aroclor 1221, TCLP	11104-28-2	E688A	0.2	µg/L	<0.20	----
Aroclor 1232, TCLP	11141-16-5	E688A	0.2	µg/L	<0.20	----
Aroclor 1242, TCLP	53469-21-9	E688A	0.2	µg/L	<0.20	----
Aroclor 1248, TCLP	12672-29-6	E688A	0.2	µg/L	<0.20	----
Aroclor 1254, TCLP	11097-69-1	E688A	0.2	µg/L	<0.20	----
Aroclor 1260, TCLP	11096-82-5	E688A	0.2	µg/L	<0.20	----
Aroclor 1262, TCLP	37324-23-5	E688A	0.2	µg/L	<0.20	----
Aroclor 1268, TCLP	11100-14-4	E688A	0.2	µg/L	<0.20	----
TCLP Metals (QCLot: 2346925)						
Arsenic, TCLP	7440-38-2	E444	1	mg/L	<1.0	----
Barium, TCLP	7440-39-3	E444	2.5	mg/L	<2.5	----
Boron, TCLP	7440-42-8	E444	0.5	mg/L	<0.50	----
Cadmium, TCLP	7440-43-9	E444	0.05	mg/L	<0.050	----
Chromium, TCLP	7440-47-3	E444	0.25	mg/L	<0.25	----
Lead, TCLP	7439-92-1	E444	0.25	mg/L	<0.25	----
Selenium, TCLP	7782-49-2	E444	0.1	mg/L	<0.10	----
Silver, TCLP	7440-22-4	E444	0.05	mg/L	<0.050	----
Uranium, TCLP	7440-61-1	E444	0.2	mg/L	<0.20	----
TCLP Metals (QCLot: 2347052)						
Mercury, TCLP	7439-97-6	E512	0.001	mg/L	<0.0010	----
TCLP VOCs (QCLot: 2346946)						
Benzene, TCLP	71-43-2	E615B	5	µg/L	<5.0	----

Sub-Matrix: **Soil/Solid**

Analyte	CAS Number	Method	LOR	Unit	Result	Qualifier
TCLP VOCs (QCLot: 2346946) - continued						
Carbon tetrachloride, TCLP	56-23-5	E615B	25	µg/L	<25	----
Chlorobenzene, TCLP	108-90-7	E615B	25	µg/L	<25	----
Chloroform, TCLP	67-66-3	E615B	100	µg/L	<100	----
Dichlorobenzene, 1,2-, TCLP	95-50-1	E615B	25	µg/L	<25	----
Dichlorobenzene, 1,4-, TCLP	106-46-7	E615B	25	µg/L	<25	----
Dichloroethane, 1,2-, TCLP	107-06-2	E615B	25	µg/L	<25	----
Dichloroethylene, 1,1-, TCLP	75-35-4	E615B	25	µg/L	<25	----
Dichloromethane, TCLP	75-09-2	E615B	100	µg/L	<100	----
Methyl ethyl ketone [MEK], TCLP	78-93-3	E615B	100	µg/L	<100	----
Tetrachloroethylene, TCLP	127-18-4	E615B	25	µg/L	<25	----
Trichloroethylene, TCLP	79-01-6	E615B	25	µg/L	<25	----
Vinyl chloride, TCLP	75-01-4	E615B	50	µg/L	<50	----
mSPLP VOCs (QCLot: 2348901)						
Bromomethane, mSPLP	74-83-9	E619D	0.5	µg/L	<0.50	----
Carbon tetrachloride, mSPLP	56-23-5	E619D	0.2	µg/L	<0.20	----
Chloroform, mSPLP	67-66-3	E619D	1	µg/L	<1.00	----
Dibromoethane, 1,2-, mSPLP	106-93-4	E619D	0.2	µg/L	<0.20	----
Dichlorobenzene, 1,2-, mSPLP	95-50-1	E619D	0.5	µg/L	<0.50	----
Dichlorobenzene, 1,4-, mSPLP	106-46-7	E619D	0.5	µg/L	<0.50	----
Dichloroethane, 1,1-, mSPLP	75-34-3	E619D	0.5	µg/L	<0.50	----
Dichloroethane, 1,2-, mSPLP	107-06-2	E619D	0.5	µg/L	<0.50	----
Dichloroethylene, 1,1-, mSPLP	75-35-4	E619D	0.5	µg/L	<0.50	----
Dichloroethylene, cis-1,2-, mSPLP	156-59-2	E619D	0.5	µg/L	<0.50	----
Dichloroethylene, trans-1,2-, mSPLP	156-60-5	E619D	0.5	µg/L	<0.50	----
Dichloropropane, 1,2-, mSPLP	78-87-5	E619D	0.5	µg/L	<0.50	----
Dichloropropylene, cis-1,3-, mSPLP	10061-01-5	E619D	0.2	µg/L	<0.20	----
Dichloropropylene, trans-1,3-, mSPLP	10061-02-6	E619D	0.2	µg/L	<0.20	----
Dioxane, 1,4-, mSPLP	123-91-1	E619D	2	µg/L	<2.0	----
Tetrachloroethane, 1,1,1,2-, mSPLP	630-20-6	E619D	0.5	µg/L	<0.50	----
Tetrachloroethane, 1,1,2,2-, mSPLP	630-20-6	E619D	0.5	µg/L	<0.50	----
Tetrachloroethylene, mSPLP	127-18-4	E619D	0.5	µg/L	<0.50	----
Trichloroethane, 1,1,2-, mSPLP	79-00-5	E619D	0.5	µg/L	<0.50	----
Trichloroethylene, mSPLP	79-01-6	E619D	0.5	µg/L	<0.50	----
Volatile Organic Compounds (QCLot: 2344339)						
Acetone	67-64-1	E611D	0.5	mg/kg	<0.50	----

Sub-Matrix: **Soil/Solid**

Analyte	CAS Number	Method	LOR	Unit	Result	Qualifier
Volatile Organic Compounds (QCLot: 2344339) - continued						
Benzene	71-43-2	E611D	0.005	mg/kg	<0.0050	----
Bromodichloromethane	75-27-4	E611D	0.05	mg/kg	<0.050	----
Bromoform	75-25-2	E611D	0.05	mg/kg	<0.050	----
Bromomethane	74-83-9	E611D	0.05	mg/kg	<0.050	----
Carbon tetrachloride	56-23-5	E611D	0.05	mg/kg	<0.050	----
Chlorobenzene	108-90-7	E611D	0.05	mg/kg	<0.050	----
Chloroform	67-66-3	E611D	0.05	mg/kg	<0.050	----
Dibromochloromethane	124-48-1	E611D	0.05	mg/kg	<0.050	----
Dibromoethane, 1,2-	106-93-4	E611D	0.05	mg/kg	<0.050	----
Dichlorobenzene, 1,2-	95-50-1	E611D	0.05	mg/kg	<0.050	----
Dichlorobenzene, 1,3-	541-73-1	E611D	0.05	mg/kg	<0.050	----
Dichlorobenzene, 1,4-	106-46-7	E611D	0.05	mg/kg	<0.050	----
Dichlorodifluoromethane	75-71-8	E611D	0.05	mg/kg	<0.050	----
Dichloroethane, 1,1-	75-34-3	E611D	0.05	mg/kg	<0.050	----
Dichloroethane, 1,2-	107-06-2	E611D	0.05	mg/kg	<0.050	----
Dichloroethylene, 1,1-	75-35-4	E611D	0.05	mg/kg	<0.050	----
Dichloroethylene, cis-1,2-	156-59-2	E611D	0.05	mg/kg	<0.050	----
Dichloroethylene, trans-1,2-	156-60-5	E611D	0.05	mg/kg	<0.050	----
Dichloromethane	75-09-2	E611D	0.045	mg/kg	<0.045	----
Dichloropropane, 1,2-	78-87-5	E611D	0.05	mg/kg	<0.050	----
Dichloropropylene, cis-1,3-	10061-01-5	E611D	0.03	mg/kg	<0.030	----
Dichloropropylene, trans-1,3-	10061-02-6	E611D	0.03	mg/kg	<0.030	----
Ethylbenzene	100-41-4	E611D	0.015	mg/kg	<0.015	----
Hexane, n-	110-54-3	E611D	0.05	mg/kg	<0.050	----
Methyl ethyl ketone [MEK]	78-93-3	E611D	0.5	mg/kg	<0.50	----
Methyl isobutyl ketone [MIBK]	108-10-1	E611D	0.5	mg/kg	<0.50	----
Methyl-tert-butyl ether [MTBE]	1634-04-4	E611D	0.04	mg/kg	<0.040	----
Styrene	100-42-5	E611D	0.05	mg/kg	<0.050	----
Tetrachloroethane, 1,1,1,2-	630-20-6	E611D	0.05	mg/kg	<0.050	----
Tetrachloroethane, 1,1,2,2-	79-34-5	E611D	0.05	mg/kg	<0.050	----
Tetrachloroethylene	127-18-4	E611D	0.05	mg/kg	<0.050	----
Toluene	108-88-3	E611D	0.05	mg/kg	<0.050	----
Trichloroethane, 1,1,1-	71-55-6	E611D	0.05	mg/kg	<0.050	----
Trichloroethane, 1,1,2-	79-00-5	E611D	0.05	mg/kg	<0.050	----
Trichloroethylene	79-01-6	E611D	0.01	mg/kg	<0.010	----

Sub-Matrix: **Soil/Solid**

Analyte	CAS Number	Method	LOR	Unit	Result	Qualifier
Volatile Organic Compounds (QCLot: 2344339) - continued						
Trichlorofluoromethane	75-69-4	E611D	0.05	mg/kg	<0.050	----
Vinyl chloride	75-01-4	E611D	0.02	mg/kg	<0.020	----
Xylene, m+p-	179601-23-1	E611D	0.03	mg/kg	<0.030	----
Xylene, o-	95-47-6	E611D	0.03	mg/kg	<0.030	----
Volatile Organic Compounds (QCLot: 2345138)						
Acetone	67-64-1	E611D	0.5	mg/kg	<0.50	----
Benzene	71-43-2	E611D	0.005	mg/kg	<0.0050	----
Bromodichloromethane	75-27-4	E611D	0.05	mg/kg	<0.050	----
Bromoform	75-25-2	E611D	0.05	mg/kg	<0.050	----
Bromomethane	74-83-9	E611D	0.05	mg/kg	<0.050	----
Carbon tetrachloride	56-23-5	E611D	0.05	mg/kg	<0.050	----
Chlorobenzene	108-90-7	E611D	0.05	mg/kg	<0.050	----
Chloroform	67-66-3	E611D	0.05	mg/kg	<0.050	----
Dibromochloromethane	124-48-1	E611D	0.05	mg/kg	<0.050	----
Dibromoethane, 1,2-	106-93-4	E611D	0.05	mg/kg	<0.050	----
Dichlorobenzene, 1,2-	95-50-1	E611D	0.05	mg/kg	<0.050	----
Dichlorobenzene, 1,3-	541-73-1	E611D	0.05	mg/kg	<0.050	----
Dichlorobenzene, 1,4-	106-46-7	E611D	0.05	mg/kg	<0.050	----
Dichlorodifluoromethane	75-71-8	E611D	0.05	mg/kg	<0.050	----
Dichloroethane, 1,1-	75-34-3	E611D	0.05	mg/kg	<0.050	----
Dichloroethane, 1,2-	107-06-2	E611D	0.05	mg/kg	<0.050	----
Dichloroethylene, 1,1-	75-35-4	E611D	0.05	mg/kg	<0.050	----
Dichloroethylene, cis-1,2-	156-59-2	E611D	0.05	mg/kg	<0.050	----
Dichloroethylene, trans-1,2-	156-60-5	E611D	0.05	mg/kg	<0.050	----
Dichloromethane	75-09-2	E611D	0.045	mg/kg	<0.045	----
Dichloropropane, 1,2-	78-87-5	E611D	0.05	mg/kg	<0.050	----
Dichloropropylene, cis-1,3-	10061-01-5	E611D	0.03	mg/kg	<0.030	----
Dichloropropylene, trans-1,3-	10061-02-6	E611D	0.03	mg/kg	<0.030	----
Ethylbenzene	100-41-4	E611D	0.015	mg/kg	<0.015	----
Hexane, n-	110-54-3	E611D	0.05	mg/kg	<0.050	----
Methyl ethyl ketone [MEK]	78-93-3	E611D	0.5	mg/kg	<0.50	----
Methyl isobutyl ketone [MIBK]	108-10-1	E611D	0.5	mg/kg	<0.50	----
Methyl-tert-butyl ether [MTBE]	1634-04-4	E611D	0.04	mg/kg	<0.040	----
Styrene	100-42-5	E611D	0.05	mg/kg	<0.050	----
Tetrachloroethane, 1,1,1,2-	630-20-6	E611D	0.05	mg/kg	<0.050	----

Sub-Matrix: **Soil/Solid**

Analyte	CAS Number	Method	LOR	Unit	Result	Qualifier
Volatile Organic Compounds (QCLot: 2345138) - continued						
Tetrachloroethane, 1,1,2,2-	79-34-5	E611D	0.05	mg/kg	<0.050	----
Tetrachloroethylene	127-18-4	E611D	0.05	mg/kg	<0.050	----
Toluene	108-88-3	E611D	0.05	mg/kg	<0.050	----
Trichloroethane, 1,1,1-	71-55-6	E611D	0.05	mg/kg	<0.050	----
Trichloroethane, 1,1,2-	79-00-5	E611D	0.05	mg/kg	<0.050	----
Trichloroethylene	79-01-6	E611D	0.01	mg/kg	<0.010	----
Trichlorofluoromethane	75-69-4	E611D	0.05	mg/kg	<0.050	----
Vinyl chloride	75-01-4	E611D	0.02	mg/kg	<0.020	----
Xylene, m+p-	179601-23-1	E611D	0.03	mg/kg	<0.030	----
Xylene, o-	95-47-6	E611D	0.03	mg/kg	<0.030	----
Volatile Organic Compounds (QCLot: 2345420)						
Acetone	67-64-1	E611D	0.5	mg/kg	<0.50	----
Benzene	71-43-2	E611D	0.005	mg/kg	<0.0050	----
Bromodichloromethane	75-27-4	E611D	0.05	mg/kg	<0.050	----
Bromoform	75-25-2	E611D	0.05	mg/kg	<0.050	----
Bromomethane	74-83-9	E611D	0.05	mg/kg	<0.050	----
Carbon tetrachloride	56-23-5	E611D	0.05	mg/kg	<0.050	----
Chlorobenzene	108-90-7	E611D	0.05	mg/kg	<0.050	----
Chloroform	67-66-3	E611D	0.05	mg/kg	<0.050	----
Dibromochloromethane	124-48-1	E611D	0.05	mg/kg	<0.050	----
Dibromoethane, 1,2-	106-93-4	E611D	0.05	mg/kg	<0.050	----
Dichlorobenzene, 1,2-	95-50-1	E611D	0.05	mg/kg	<0.050	----
Dichlorobenzene, 1,3-	541-73-1	E611D	0.05	mg/kg	<0.050	----
Dichlorobenzene, 1,4-	106-46-7	E611D	0.05	mg/kg	<0.050	----
Dichlorodifluoromethane	75-71-8	E611D	0.05	mg/kg	<0.050	----
Dichloroethane, 1,1-	75-34-3	E611D	0.05	mg/kg	<0.050	----
Dichloroethane, 1,2-	107-06-2	E611D	0.05	mg/kg	<0.050	----
Dichloroethylene, 1,1-	75-35-4	E611D	0.05	mg/kg	<0.050	----
Dichloroethylene, cis-1,2-	156-59-2	E611D	0.05	mg/kg	<0.050	----
Dichloroethylene, trans-1,2-	156-60-5	E611D	0.05	mg/kg	<0.050	----
Dichloromethane	75-09-2	E611D	0.045	mg/kg	<0.045	----
Dichloropropane, 1,2-	78-87-5	E611D	0.05	mg/kg	<0.050	----
Dichloropropylene, cis-1,3-	10061-01-5	E611D	0.03	mg/kg	<0.030	----
Dichloropropylene, trans-1,3-	10061-02-6	E611D	0.03	mg/kg	<0.030	----
Ethylbenzene	100-41-4	E611D	0.015	mg/kg	<0.015	----

Sub-Matrix: **Soil/Solid**

Analyte	CAS Number	Method	LOR	Unit	Result	Qualifier
Volatile Organic Compounds (QCLot: 2345420) - continued						
Hexane, n-	110-54-3	E611D	0.05	mg/kg	<0.050	----
Methyl ethyl ketone [MEK]	78-93-3	E611D	0.5	mg/kg	<0.50	----
Methyl isobutyl ketone [MIBK]	108-10-1	E611D	0.5	mg/kg	<0.50	----
Methyl-tert-butyl ether [MTBE]	1634-04-4	E611D	0.04	mg/kg	<0.040	----
Styrene	100-42-5	E611D	0.05	mg/kg	<0.050	----
Tetrachloroethane, 1,1,1,2-	630-20-6	E611D	0.05	mg/kg	<0.050	----
Tetrachloroethane, 1,1,2,2-	79-34-5	E611D	0.05	mg/kg	<0.050	----
Tetrachloroethylene	127-18-4	E611D	0.05	mg/kg	<0.050	----
Toluene	108-88-3	E611D	0.05	mg/kg	<0.050	----
Trichloroethane, 1,1,1-	71-55-6	E611D	0.05	mg/kg	<0.050	----
Trichloroethane, 1,1,2-	79-00-5	E611D	0.05	mg/kg	<0.050	----
Trichloroethylene	79-01-6	E611D	0.01	mg/kg	<0.010	----
Trichlorofluoromethane	75-69-4	E611D	0.05	mg/kg	<0.050	----
Vinyl chloride	75-01-4	E611D	0.02	mg/kg	<0.020	----
Xylene, m+p-	179601-23-1	E611D	0.03	mg/kg	<0.030	----
Xylene, o-	95-47-6	E611D	0.03	mg/kg	<0.030	----
Volatile Organic Compounds (QCLot: 2346891)						
Benzene	71-43-2	E611A	0.005	mg/kg	<0.0050	----
Ethylbenzene	100-41-4	E611A	0.015	mg/kg	<0.015	----
Toluene	108-88-3	E611A	0.05	mg/kg	<0.050	----
Xylene, m+p-	179601-23-1	E611A	0.03	mg/kg	<0.030	----
Xylene, o-	95-47-6	E611A	0.03	mg/kg	<0.030	----
Volatile Organic Compounds (QCLot: 2353794)						
Acetone	67-64-1	E611D	0.5	mg/kg	<0.50	----
Benzene	71-43-2	E611D	0.005	mg/kg	<0.0050	----
Bromodichloromethane	75-27-4	E611D	0.05	mg/kg	<0.050	----
Bromoform	75-25-2	E611D	0.05	mg/kg	<0.050	----
Bromomethane	74-83-9	E611D	0.05	mg/kg	<0.050	----
Carbon tetrachloride	56-23-5	E611D	0.05	mg/kg	<0.050	----
Chlorobenzene	108-90-7	E611D	0.05	mg/kg	<0.050	----
Chloroform	67-66-3	E611D	0.05	mg/kg	<0.050	----
Dibromochloromethane	124-48-1	E611D	0.05	mg/kg	<0.050	----
Dibromoethane, 1,2-	106-93-4	E611D	0.05	mg/kg	<0.050	----
Dichlorobenzene, 1,2-	95-50-1	E611D	0.05	mg/kg	<0.050	----
Dichlorobenzene, 1,3-	541-73-1	E611D	0.05	mg/kg	<0.050	----

Sub-Matrix: **Soil/Solid**

Analyte	CAS Number	Method	LOR	Unit	Result	Qualifier
Volatile Organic Compounds (QCLot: 2353794) - continued						
Dichlorobenzene, 1,4-	106-46-7	E611D	0.05	mg/kg	<0.050	----
Dichlorodifluoromethane	75-71-8	E611D	0.05	mg/kg	<0.050	----
Dichloroethane, 1,1-	75-34-3	E611D	0.05	mg/kg	<0.050	----
Dichloroethane, 1,2-	107-06-2	E611D	0.05	mg/kg	<0.050	----
Dichloroethylene, 1,1-	75-35-4	E611D	0.05	mg/kg	<0.050	----
Dichloroethylene, cis-1,2-	156-59-2	E611D	0.05	mg/kg	<0.050	----
Dichloroethylene, trans-1,2-	156-60-5	E611D	0.05	mg/kg	<0.050	----
Dichloromethane	75-09-2	E611D	0.045	mg/kg	<0.045	----
Dichloropropane, 1,2-	78-87-5	E611D	0.05	mg/kg	<0.050	----
Dichloropropylene, cis-1,3-	10061-01-5	E611D	0.03	mg/kg	<0.030	----
Dichloropropylene, trans-1,3-	10061-02-6	E611D	0.03	mg/kg	<0.030	----
Ethylbenzene	100-41-4	E611D	0.015	mg/kg	<0.015	----
Hexane, n-	110-54-3	E611D	0.05	mg/kg	<0.050	----
Methyl ethyl ketone [MEK]	78-93-3	E611D	0.5	mg/kg	<0.50	----
Methyl isobutyl ketone [MIBK]	108-10-1	E611D	0.5	mg/kg	<0.50	----
Methyl-tert-butyl ether [MTBE]	1634-04-4	E611D	0.04	mg/kg	<0.040	----
Styrene	100-42-5	E611D	0.05	mg/kg	<0.050	----
Tetrachloroethane, 1,1,1,2-	630-20-6	E611D	0.05	mg/kg	<0.050	----
Tetrachloroethane, 1,1,2,2-	79-34-5	E611D	0.05	mg/kg	<0.050	----
Tetrachloroethylene	127-18-4	E611D	0.05	mg/kg	<0.050	----
Toluene	108-88-3	E611D	0.05	mg/kg	<0.050	----
Trichloroethane, 1,1,1-	71-55-6	E611D	0.05	mg/kg	<0.050	----
Trichloroethane, 1,1,2-	79-00-5	E611D	0.05	mg/kg	<0.050	----
Trichloroethylene	79-01-6	E611D	0.01	mg/kg	<0.010	----
Trichlorofluoromethane	75-69-4	E611D	0.05	mg/kg	<0.050	----
Vinyl chloride	75-01-4	E611D	0.02	mg/kg	<0.020	----
Xylene, m+p-	179601-23-1	E611D	0.03	mg/kg	<0.030	----
Xylene, o-	95-47-6	E611D	0.03	mg/kg	<0.030	----
Volatile Organic Compounds (QCLot: 2353796)						
Benzene	71-43-2	E611A	0.005	mg/kg	<0.0050	----
Ethylbenzene	100-41-4	E611A	0.015	mg/kg	<0.015	----
Toluene	108-88-3	E611A	0.05	mg/kg	<0.050	----
Xylene, m+p-	179601-23-1	E611A	0.03	mg/kg	<0.030	----
Xylene, o-	95-47-6	E611A	0.03	mg/kg	<0.030	----
Hydrocarbons (QCLot: 2343772)						

Sub-Matrix: **Soil/Solid**

Analyte	CAS Number	Method	LOR	Unit	Result	Qualifier
Hydrocarbons (QCLot: 2343772) - continued						
F2 (C10-C16)	----	E601.SG-L	10	mg/kg	<10	----
F3 (C16-C34)	----	E601.SG-L	50	mg/kg	<50	----
F4 (C34-C50)	----	E601.SG-L	50	mg/kg	<50	----
Hydrocarbons (QCLot: 2344340)						
F1 (C6-C10)	----	E581.F1	5	mg/kg	<5.0	----
Hydrocarbons (QCLot: 2344582)						
F2 (C10-C16)	----	E601.SG-L	10	mg/kg	<10	----
F3 (C16-C34)	----	E601.SG-L	50	mg/kg	<50	----
F4 (C34-C50)	----	E601.SG-L	50	mg/kg	<50	----
Hydrocarbons (QCLot: 2345137)						
F1 (C6-C10)	----	E581.F1	5	mg/kg	<5.0	----
Hydrocarbons (QCLot: 2345422)						
F1 (C6-C10)	----	E581.F1	5	mg/kg	<5.0	----
Hydrocarbons (QCLot: 2346892)						
F1 (C6-C10)	----	E581.F1	5	mg/kg	<5.0	----
Hydrocarbons (QCLot: 2348392)						
F2 (C10-C16)	----	E601.SG-L	10	mg/kg	<10	----
F3 (C16-C34)	----	E601.SG-L	50	mg/kg	<50	----
F4 (C34-C50)	----	E601.SG-L	50	mg/kg	<50	----
Hydrocarbons (QCLot: 2350493)						
F2 (C10-C16)	----	E601.SG-L	10	mg/kg	<10	----
F3 (C16-C34)	----	E601.SG-L	50	mg/kg	<50	----
F4 (C34-C50)	----	E601.SG-L	50	mg/kg	<50	----
Hydrocarbons (QCLot: 2353319)						
F2 (C10-C16)	----	E601.SG-L	10	mg/kg	<10	----
F3 (C16-C34)	----	E601.SG-L	50	mg/kg	<50	----
F4 (C34-C50)	----	E601.SG-L	50	mg/kg	<50	----
Hydrocarbons (QCLot: 2353795)						
F1 (C6-C10)	----	E581.F1	5	mg/kg	<5.0	----
Hydrocarbons (QCLot: 2353797)						
F1 (C6-C10)	----	E581.F1	5	mg/kg	<5.0	----
Polycyclic Aromatic Hydrocarbons (QCLot: 2343771)						
Acenaphthene	83-32-9	E641A	0.05	mg/kg	<0.050	----
Acenaphthylene	208-96-8	E641A	0.05	mg/kg	<0.050	----
Anthracene	120-12-7	E641A	0.05	mg/kg	<0.050	----

Sub-Matrix: **Soil/Solid**

Analyte	CAS Number	Method	LOR	Unit	Result	Qualifier
Polycyclic Aromatic Hydrocarbons (QCLot: 2343771) - continued						
Benz(a)anthracene	56-55-3	E641A	0.05	mg/kg	<0.050	----
Benzo(a)pyrene	50-32-8	E641A	0.05	mg/kg	<0.050	----
Benzo(b+j)fluoranthene	n/a	E641A	0.05	mg/kg	<0.050	----
Benzo(g,h,i)perylene	191-24-2	E641A	0.05	mg/kg	<0.050	----
Benzo(k)fluoranthene	207-08-9	E641A	0.05	mg/kg	<0.050	----
Chrysene	218-01-9	E641A	0.05	mg/kg	<0.050	----
Dibenz(a,h)anthracene	53-70-3	E641A	0.05	mg/kg	<0.050	----
Fluoranthene	206-44-0	E641A	0.05	mg/kg	<0.050	----
Fluorene	86-73-7	E641A	0.05	mg/kg	<0.050	----
Indeno(1,2,3-c,d)pyrene	193-39-5	E641A	0.05	mg/kg	<0.050	----
Methylnaphthalene, 1-	90-12-0	E641A	0.03	mg/kg	<0.030	----
Methylnaphthalene, 2-	91-57-6	E641A	0.03	mg/kg	<0.030	----
Naphthalene	91-20-3	E641A	0.01	mg/kg	<0.010	----
Phenanthrene	85-01-8	E641A	0.05	mg/kg	<0.050	----
Pyrene	129-00-0	E641A	0.05	mg/kg	<0.050	----
Polycyclic Aromatic Hydrocarbons (QCLot: 2344583)						
Acenaphthene	83-32-9	E641A	0.05	mg/kg	<0.050	----
Acenaphthylene	208-96-8	E641A	0.05	mg/kg	<0.050	----
Anthracene	120-12-7	E641A	0.05	mg/kg	<0.050	----
Benz(a)anthracene	56-55-3	E641A	0.05	mg/kg	<0.050	----
Benzo(a)pyrene	50-32-8	E641A	0.05	mg/kg	<0.050	----
Benzo(b+j)fluoranthene	n/a	E641A	0.05	mg/kg	<0.050	----
Benzo(g,h,i)perylene	191-24-2	E641A	0.05	mg/kg	<0.050	----
Benzo(k)fluoranthene	207-08-9	E641A	0.05	mg/kg	<0.050	----
Chrysene	218-01-9	E641A	0.05	mg/kg	<0.050	----
Dibenz(a,h)anthracene	53-70-3	E641A	0.05	mg/kg	<0.050	----
Fluoranthene	206-44-0	E641A	0.05	mg/kg	<0.050	----
Fluorene	86-73-7	E641A	0.05	mg/kg	<0.050	----
Indeno(1,2,3-c,d)pyrene	193-39-5	E641A	0.05	mg/kg	<0.050	----
Methylnaphthalene, 1-	90-12-0	E641A	0.03	mg/kg	<0.030	----
Methylnaphthalene, 2-	91-57-6	E641A	0.03	mg/kg	<0.030	----
Naphthalene	91-20-3	E641A	0.01	mg/kg	<0.010	----
Phenanthrene	85-01-8	E641A	0.05	mg/kg	<0.050	----
Pyrene	129-00-0	E641A	0.05	mg/kg	<0.050	----
Polycyclic Aromatic Hydrocarbons (QCLot: 2350494)						

Sub-Matrix: **Soil/Solid**

Analyte	CAS Number	Method	LOR	Unit	Result	Qualifier
Polycyclic Aromatic Hydrocarbons (QCLot: 2350494) - continued						
Acenaphthene	83-32-9	E641A	0.05	mg/kg	<0.050	----
Acenaphthylene	208-96-8	E641A	0.05	mg/kg	<0.050	----
Anthracene	120-12-7	E641A	0.05	mg/kg	<0.050	----
Benz(a)anthracene	56-55-3	E641A	0.05	mg/kg	<0.050	----
Benzo(a)pyrene	50-32-8	E641A	0.05	mg/kg	<0.050	----
Benzo(b+j)fluoranthene	n/a	E641A	0.05	mg/kg	<0.050	----
Benzo(g,h,i)perylene	191-24-2	E641A	0.05	mg/kg	<0.050	----
Benzo(k)fluoranthene	207-08-9	E641A	0.05	mg/kg	<0.050	----
Chrysene	218-01-9	E641A	0.05	mg/kg	<0.050	----
Dibenz(a,h)anthracene	53-70-3	E641A	0.05	mg/kg	<0.050	----
Fluoranthene	206-44-0	E641A	0.05	mg/kg	<0.050	----
Fluorene	86-73-7	E641A	0.05	mg/kg	<0.050	----
Indeno(1,2,3-c,d)pyrene	193-39-5	E641A	0.05	mg/kg	<0.050	----
Methylnaphthalene, 1-	90-12-0	E641A	0.03	mg/kg	<0.030	----
Methylnaphthalene, 2-	91-57-6	E641A	0.03	mg/kg	<0.030	----
Naphthalene	91-20-3	E641A	0.01	mg/kg	<0.010	----
Phenanthrene	85-01-8	E641A	0.05	mg/kg	<0.050	----
Pyrene	129-00-0	E641A	0.05	mg/kg	<0.050	----
Polycyclic Aromatic Hydrocarbons (QCLot: 2353320)						
Acenaphthene	83-32-9	E641A	0.05	mg/kg	<0.050	----
Acenaphthylene	208-96-8	E641A	0.05	mg/kg	<0.050	----
Anthracene	120-12-7	E641A	0.05	mg/kg	<0.050	----
Benz(a)anthracene	56-55-3	E641A	0.05	mg/kg	<0.050	----
Benzo(a)pyrene	50-32-8	E641A	0.05	mg/kg	<0.050	----
Benzo(b+j)fluoranthene	n/a	E641A	0.05	mg/kg	<0.050	----
Benzo(g,h,i)perylene	191-24-2	E641A	0.05	mg/kg	<0.050	----
Benzo(k)fluoranthene	207-08-9	E641A	0.05	mg/kg	<0.050	----
Chrysene	218-01-9	E641A	0.05	mg/kg	<0.050	----
Dibenz(a,h)anthracene	53-70-3	E641A	0.05	mg/kg	<0.050	----
Fluoranthene	206-44-0	E641A	0.05	mg/kg	<0.050	----
Fluorene	86-73-7	E641A	0.05	mg/kg	<0.050	----
Indeno(1,2,3-c,d)pyrene	193-39-5	E641A	0.05	mg/kg	<0.050	----
Methylnaphthalene, 1-	90-12-0	E641A	0.03	mg/kg	<0.030	----
Methylnaphthalene, 2-	91-57-6	E641A	0.03	mg/kg	<0.030	----
Naphthalene	91-20-3	E641A	0.01	mg/kg	<0.010	----

Sub-Matrix: **Soil/Solid**

Analyte	CAS Number	Method	LOR	Unit	Result	Qualifier
Polycyclic Aromatic Hydrocarbons (QCLot: 2353320) - continued						
Phenanthrene	85-01-8	E641A	0.05	mg/kg	<0.050	----
Pyrene	129-00-0	E641A	0.05	mg/kg	<0.050	----
Polychlorinated Biphenyls (QCLot: 2350479)						
Aroclor 1016	12674-11-2	E687	0.01	mg/kg	<0.010	----
Aroclor 1221	11104-28-2	E687	0.01	mg/kg	<0.010	----
Aroclor 1232	11141-16-5	E687	0.01	mg/kg	<0.010	----
Aroclor 1242	53469-21-9	E687	0.01	mg/kg	<0.010	----
Aroclor 1248	12672-29-6	E687	0.01	mg/kg	<0.010	----
Aroclor 1254	11097-69-1	E687	0.01	mg/kg	<0.010	----
Aroclor 1260	11096-82-5	E687	0.01	mg/kg	<0.010	----
Aroclor 1262	37324-23-5	E687	0.01	mg/kg	<0.010	----
Aroclor 1268	11100-14-4	E687	0.01	mg/kg	<0.010	----
Polychlorinated Biphenyls (QCLot: 2355360)						
Aroclor 1016	12674-11-2	E687	0.01	mg/kg	<0.010	----
Aroclor 1221	11104-28-2	E687	0.01	mg/kg	<0.010	----
Aroclor 1232	11141-16-5	E687	0.01	mg/kg	<0.010	----
Aroclor 1242	53469-21-9	E687	0.01	mg/kg	<0.010	----
Aroclor 1248	12672-29-6	E687	0.01	mg/kg	<0.010	----
Aroclor 1254	11097-69-1	E687	0.01	mg/kg	<0.010	----
Aroclor 1260	11096-82-5	E687	0.01	mg/kg	<0.010	----
Aroclor 1262	37324-23-5	E687	0.01	mg/kg	<0.010	----
Aroclor 1268	11100-14-4	E687	0.01	mg/kg	<0.010	----

Laboratory Control Sample (LCS) Report

A Laboratory Control Sample (LCS) is an analyte-free matrix that has been fortified (spiked) with test analytes at known concentration and processed in an identical manner to test samples. LCS results are expressed as percent recovery, and are used to monitor and control test method accuracy and precision, independent of test sample matrix.

Sub-Matrix: **Soil/Solid**

					Laboratory Control Sample (LCS) Report				
					Spike	Recovery (%)	Recovery Limits (%)		
Analyte	CAS Number	Method	LOR	Unit	Target Concentration	LCS	Low	High	Qualifier
Physical Tests (QCLot: 2343774)									
pH (1:2 soil:CaCl2-aq)	----	E108A	----	pH units	7 pH units	100	98.0	102	----
Physical Tests (QCLot: 2343776)									
Conductivity (1:2 leachate)	----	E100-L	5	µS/cm	1410 µS/cm	98.4	90.0	110	----
Physical Tests (QCLot: 2343780)									
Moisture	----	E144	0.25	%	50 %	99.8	90.0	110	----
Physical Tests (QCLot: 2344573)									
Conductivity (1:2 leachate)	----	E100-L	5	µS/cm	1410 µS/cm	101	90.0	110	----
Physical Tests (QCLot: 2344577)									
pH (1:2 soil:CaCl2-aq)	----	E108A	----	pH units	7 pH units	99.7	98.0	102	----
Physical Tests (QCLot: 2344586)									
Moisture	----	E144	0.25	%	50 %	98.3	90.0	110	----
Physical Tests (QCLot: 2347491)									
Conductivity (1:2 leachate)	----	E100-L	5	µS/cm	1410 µS/cm	99.4	90.0	110	----
Physical Tests (QCLot: 2350454)									
pH (1:2 soil:CaCl2-aq)	----	E108A	----	pH units	7 pH units	100	98.0	102	----
Physical Tests (QCLot: 2352282)									
Moisture	----	E144	0.25	%	50 %	98.9	90.0	110	----
Physical Tests (QCLot: 2354177)									
Moisture	----	E144	0.25	%	50 %	100	90.0	110	----
Physical Tests (QCLot: 2355762)									
pH (1:2 soil:CaCl2-aq)	----	E108A	----	pH units	7 pH units	100	98.0	102	----
Physical Tests (QCLot: 2355837)									
Conductivity (1:2 leachate)	----	E100-L	5	µS/cm	1410 µS/cm	103	90.0	110	----
Cyanides (QCLot: 2343770)									
Cyanide, weak acid dissociable	----	E336A	0.05	mg/kg	1.25 mg/kg	91.5	80.0	120	----
Cyanides (QCLot: 2344584)									
Cyanide, weak acid dissociable	----	E336A	0.05	mg/kg	1.25 mg/kg	94.5	80.0	120	----
Cyanides (QCLot: 2350455)									
Cyanide, weak acid dissociable	----	E336A	0.05	mg/kg	1.25 mg/kg	91.3	80.0	120	----
Cyanides (QCLot: 2355772)									
Cyanide, weak acid dissociable	----	E336A	0.05	mg/kg	1.25 mg/kg	94.5	80.0	120	----

Sub-Matrix: **Soil/Solid**

					Laboratory Control Sample (LCS) Report				
					Spike	Recovery (%)	Recovery Limits (%)		
Analyte	CAS Number	Method	LOR	Unit	Target Concentration	LCS	Low	High	Qualifier
Metals (QCLot: 2343775)									
Calcium, soluble ion content	7440-70-2	E484	0.5	mg/L	300 mg/L	103	80.0	120	----
Magnesium, soluble ion content	7439-95-4	E484	0.5	mg/L	50 mg/L	99.2	80.0	120	----
Sodium, soluble ion content	17341-25-2	E484	0.5	mg/L	50 mg/L	100	80.0	120	----
Metals (QCLot: 2343777)									
Boron, hot water soluble	7440-42-8	E487	0.1	mg/kg	2 mg/kg	102	70.0	130	----
Metals (QCLot: 2343778)									
Mercury	7439-97-6	E510C	0.005	mg/kg	0.1 mg/kg	102	80.0	120	----
Metals (QCLot: 2343779)									
Antimony	7440-36-0	E440C	0.1	mg/kg	100 mg/kg	102	80.0	120	----
Arsenic	7440-38-2	E440C	0.1	mg/kg	100 mg/kg	106	80.0	120	----
Barium	7440-39-3	E440C	0.5	mg/kg	25 mg/kg	96.4	80.0	120	----
Beryllium	7440-41-7	E440C	0.1	mg/kg	10 mg/kg	90.7	80.0	120	----
Boron	7440-42-8	E440C	5	mg/kg	100 mg/kg	95.1	80.0	120	----
Cadmium	7440-43-9	E440C	0.02	mg/kg	10 mg/kg	94.3	80.0	120	----
Chromium	7440-47-3	E440C	0.5	mg/kg	25 mg/kg	95.8	80.0	120	----
Cobalt	7440-48-4	E440C	0.1	mg/kg	25 mg/kg	93.9	80.0	120	----
Copper	7440-50-8	E440C	0.5	mg/kg	25 mg/kg	93.6	80.0	120	----
Lead	7439-92-1	E440C	0.5	mg/kg	50 mg/kg	97.2	80.0	120	----
Molybdenum	7439-98-7	E440C	0.1	mg/kg	25 mg/kg	103	80.0	120	----
Nickel	7440-02-0	E440C	0.5	mg/kg	50 mg/kg	94.1	80.0	120	----
Selenium	7782-49-2	E440C	0.2	mg/kg	100 mg/kg	101	80.0	120	----
Silver	7440-22-4	E440C	0.1	mg/kg	10 mg/kg	# 73.1	80.0	120	RRQC
Thallium	7440-28-0	E440C	0.05	mg/kg	100 mg/kg	93.5	80.0	120	----
Uranium	7440-61-1	E440C	0.05	mg/kg	0.5 mg/kg	92.2	80.0	120	----
Vanadium	7440-62-2	E440C	0.2	mg/kg	50 mg/kg	96.8	80.0	120	----
Zinc	7440-66-6	E440C	2	mg/kg	50 mg/kg	92.4	80.0	120	----
Metals (QCLot: 2344574)									
Calcium, soluble ion content	7440-70-2	E484	0.5	mg/L	300 mg/L	103	80.0	120	----
Magnesium, soluble ion content	7439-95-4	E484	0.5	mg/L	50 mg/L	99.0	80.0	120	----
Sodium, soluble ion content	17341-25-2	E484	0.5	mg/L	50 mg/L	100	80.0	120	----
Metals (QCLot: 2344579)									
Antimony	7440-36-0	E440C	0.1	mg/kg	100 mg/kg	101	80.0	120	----
Arsenic	7440-38-2	E440C	0.1	mg/kg	100 mg/kg	109	80.0	120	----
Barium	7440-39-3	E440C	0.5	mg/kg	25 mg/kg	106	80.0	120	----
Beryllium	7440-41-7	E440C	0.1	mg/kg	10 mg/kg	94.8	80.0	120	----

Sub-Matrix: **Soil/Solid**

					Laboratory Control Sample (LCS) Report				
					Spike	Recovery (%)	Recovery Limits (%)		
Analyte	CAS Number	Method	LOR	Unit	Target Concentration	LCS	Low	High	Qualifier
Metals (QCLot: 2344579) - continued									
Boron	7440-42-8	E440C	5	mg/kg	100 mg/kg	93.4	80.0	120	----
Cadmium	7440-43-9	E440C	0.02	mg/kg	10 mg/kg	97.4	80.0	120	----
Chromium	7440-47-3	E440C	0.5	mg/kg	25 mg/kg	102	80.0	120	----
Cobalt	7440-48-4	E440C	0.1	mg/kg	25 mg/kg	99.3	80.0	120	----
Copper	7440-50-8	E440C	0.5	mg/kg	25 mg/kg	98.3	80.0	120	----
Lead	7439-92-1	E440C	0.5	mg/kg	50 mg/kg	98.2	80.0	120	----
Molybdenum	7439-98-7	E440C	0.1	mg/kg	25 mg/kg	103	80.0	120	----
Nickel	7440-02-0	E440C	0.5	mg/kg	50 mg/kg	98.5	80.0	120	----
Selenium	7782-49-2	E440C	0.2	mg/kg	100 mg/kg	108	80.0	120	----
Silver	7440-22-4	E440C	0.1	mg/kg	10 mg/kg	# 75.7	80.0	120	MES
Thallium	7440-28-0	E440C	0.05	mg/kg	100 mg/kg	97.0	80.0	120	----
Uranium	7440-61-1	E440C	0.05	mg/kg	0.5 mg/kg	101	80.0	120	----
Vanadium	7440-62-2	E440C	0.2	mg/kg	50 mg/kg	102	80.0	120	----
Zinc	7440-66-6	E440C	2	mg/kg	50 mg/kg	97.7	80.0	120	----
Metals (QCLot: 2344581)									
Mercury	7439-97-6	E510C	0.005	mg/kg	0.1 mg/kg	102	80.0	120	----
Metals (QCLot: 2344585)									
Boron, hot water soluble	7440-42-8	E487	0.1	mg/kg	2 mg/kg	100	70.0	130	----
Metals (QCLot: 2347492)									
Calcium, soluble ion content	7440-70-2	E484	0.5	mg/L	300 mg/L	104	80.0	120	----
Magnesium, soluble ion content	7439-95-4	E484	0.5	mg/L	50 mg/L	100	80.0	120	----
Sodium, soluble ion content	17341-25-2	E484	0.5	mg/L	50 mg/L	103	80.0	120	----
Metals (QCLot: 2347493)									
Boron, hot water soluble	7440-42-8	E487	0.1	mg/kg	2 mg/kg	103	70.0	130	----
Metals (QCLot: 2347494)									
Mercury	7439-97-6	E510C	0.005	mg/kg	0.1 mg/kg	105	80.0	120	----
Metals (QCLot: 2347495)									
Antimony	7440-36-0	E440C	0.1	mg/kg	100 mg/kg	103	80.0	120	----
Arsenic	7440-38-2	E440C	0.1	mg/kg	100 mg/kg	106	80.0	120	----
Barium	7440-39-3	E440C	0.5	mg/kg	25 mg/kg	94.9	80.0	120	----
Beryllium	7440-41-7	E440C	0.1	mg/kg	10 mg/kg	90.1	80.0	120	----
Boron	7440-42-8	E440C	5	mg/kg	100 mg/kg	94.5	80.0	120	----
Cadmium	7440-43-9	E440C	0.02	mg/kg	10 mg/kg	95.4	80.0	120	----
Chromium	7440-47-3	E440C	0.5	mg/kg	25 mg/kg	96.4	80.0	120	----
Cobalt	7440-48-4	E440C	0.1	mg/kg	25 mg/kg	93.9	80.0	120	----
Copper	7440-50-8	E440C	0.5	mg/kg	25 mg/kg	95.1	80.0	120	----

Sub-Matrix: **Soil/Solid**

					Laboratory Control Sample (LCS) Report				
					Spike	Recovery (%)	Recovery Limits (%)		
Analyte	CAS Number	Method	LOR	Unit	Target Concentration	LCS	Low	High	Qualifier
Metals (QCLot: 2347495) - continued									
Lead	7439-92-1	E440C	0.5	mg/kg	50 mg/kg	96.8	80.0	120	----
Molybdenum	7439-98-7	E440C	0.1	mg/kg	25 mg/kg	101	80.0	120	----
Nickel	7440-02-0	E440C	0.5	mg/kg	50 mg/kg	95.2	80.0	120	----
Selenium	7782-49-2	E440C	0.2	mg/kg	100 mg/kg	101	80.0	120	----
Silver	7440-22-4	E440C	0.1	mg/kg	10 mg/kg	# 60.6	80.0	120	RRQC
Thallium	7440-28-0	E440C	0.05	mg/kg	100 mg/kg	96.9	80.0	120	----
Uranium	7440-61-1	E440C	0.05	mg/kg	0.5 mg/kg	94.2	80.0	120	----
Vanadium	7440-62-2	E440C	0.2	mg/kg	50 mg/kg	96.5	80.0	120	----
Zinc	7440-66-6	E440C	2	mg/kg	50 mg/kg	92.5	80.0	120	----
Metals (QCLot: 2355833)									
Mercury	7439-97-6	E510C	0.005	mg/kg	0.1 mg/kg	100	80.0	120	----
Metals (QCLot: 2355834)									
Antimony	7440-36-0	E440C	0.1	mg/kg	100 mg/kg	101	80.0	120	----
Arsenic	7440-38-2	E440C	0.1	mg/kg	100 mg/kg	104	80.0	120	----
Barium	7440-39-3	E440C	0.5	mg/kg	25 mg/kg	95.8	80.0	120	----
Beryllium	7440-41-7	E440C	0.1	mg/kg	10 mg/kg	95.5	80.0	120	----
Boron	7440-42-8	E440C	5	mg/kg	100 mg/kg	101	80.0	120	----
Cadmium	7440-43-9	E440C	0.02	mg/kg	10 mg/kg	93.5	80.0	120	----
Chromium	7440-47-3	E440C	0.5	mg/kg	25 mg/kg	95.8	80.0	120	----
Cobalt	7440-48-4	E440C	0.1	mg/kg	25 mg/kg	92.2	80.0	120	----
Copper	7440-50-8	E440C	0.5	mg/kg	25 mg/kg	92.2	80.0	120	----
Lead	7439-92-1	E440C	0.5	mg/kg	50 mg/kg	95.1	80.0	120	----
Molybdenum	7439-98-7	E440C	0.1	mg/kg	25 mg/kg	102	80.0	120	----
Nickel	7440-02-0	E440C	0.5	mg/kg	50 mg/kg	91.9	80.0	120	----
Selenium	7782-49-2	E440C	0.2	mg/kg	100 mg/kg	104	80.0	120	----
Silver	7440-22-4	E440C	0.1	mg/kg	10 mg/kg	89.2	80.0	120	----
Thallium	7440-28-0	E440C	0.05	mg/kg	100 mg/kg	94.3	80.0	120	----
Uranium	7440-61-1	E440C	0.05	mg/kg	0.5 mg/kg	93.9	80.0	120	----
Vanadium	7440-62-2	E440C	0.2	mg/kg	50 mg/kg	94.4	80.0	120	----
Zinc	7440-66-6	E440C	2	mg/kg	50 mg/kg	91.2	80.0	120	----
Metals (QCLot: 2355835)									
Boron, hot water soluble	7440-42-8	E487	0.1	mg/kg	2 mg/kg	101	70.0	130	----
Metals (QCLot: 2355836)									
Calcium, soluble ion content	7440-70-2	E484	0.5	mg/L	300 mg/L	105	80.0	120	----
Magnesium, soluble ion content	7439-95-4	E484	0.5	mg/L	50 mg/L	102	80.0	120	----
Sodium, soluble ion content	17341-25-2	E484	0.5	mg/L	50 mg/L	104	80.0	120	----

Sub-Matrix: **Soil/Solid**

					Laboratory Control Sample (LCS) Report				
					Spike	Recovery (%)	Recovery Limits (%)		
Analyte	CAS Number	Method	LOR	Unit	Target Concentration	LCS	Low	High	Qualifier
Speciated Metals (QCLot: 2343773)									
Chromium, hexavalent [Cr VI]	18540-29-9	E532	0.1	mg/kg	0.8 mg/kg	95.5	80.0	120	----
Speciated Metals (QCLot: 2344576)									
Chromium, hexavalent [Cr VI]	18540-29-9	E532	0.1	mg/kg	0.8 mg/kg	98.9	80.0	120	----
Speciated Metals (QCLot: 2350453)									
Chromium, hexavalent [Cr VI]	18540-29-9	E532	0.1	mg/kg	0.8 mg/kg	98.7	80.0	120	----
Speciated Metals (QCLot: 2355773)									
Chromium, hexavalent [Cr VI]	18540-29-9	E532	0.1	mg/kg	0.8 mg/kg	107	80.0	120	----
TCLP Extractables (QCLot: 2347101)									
Cyanide, weak acid dissociable, TCLP	----	E337A	0.1	mg/L	6.25 mg/L	98.8	70.0	130	----
TCLP Extractables (QCLot: 2347151)									
Fluoride, TCLP	16984-48-8	E240.F	10	mg/L	1 mg/L	80.7	70.0	130	----
TCLP Extractables (QCLot: 2347152)									
Nitrate (as N), TCLP	14797-55-8	E240.NO3	5	mg/L	2.5 mg/L	99.0	85.0	115	----
TCLP Extractables (QCLot: 2347153)									
Nitrite (as N), TCLP	14797-65-0	E240.NO2	5	mg/L	0.5 mg/L	91.7	85.0	115	----
TCLP Extractables (QCLot: 2347501)									
Benzo(a)pyrene, TCLP	50-32-8	E644	0.2	µg/L	0.526 µg/L	125	60.0	140	----
TCLP Extractables (QCLot: 2347799)									
Aroclor 1016, TCLP	12674-11-2	E688A	0.2	µg/L	0.2 µg/L	98.3	65.0	130	----
Aroclor 1221, TCLP	11104-28-2	E688A	0.2	µg/L	0.2 µg/L	98.3	65.0	130	----
Aroclor 1232, TCLP	11141-16-5	E688A	0.2	µg/L	0.2 µg/L	98.3	65.0	130	----
Aroclor 1242, TCLP	53469-21-9	E688A	0.2	µg/L	0.2 µg/L	98.3	65.0	130	----
Aroclor 1248, TCLP	12672-29-6	E688A	0.2	µg/L	0.2 µg/L	105	65.0	130	----
Aroclor 1254, TCLP	11097-69-1	E688A	0.2	µg/L	0.2 µg/L	92.6	65.0	130	----
Aroclor 1260, TCLP	11096-82-5	E688A	0.2	µg/L	0.2 µg/L	92.4	65.0	130	----
Aroclor 1262, TCLP	37324-23-5	E688A	0.2	µg/L	0.2 µg/L	92.4	65.0	130	----
Aroclor 1268, TCLP	11100-14-4	E688A	0.2	µg/L	0.2 µg/L	92.4	65.0	130	----
TCLP Metals (QCLot: 2346925)									
Arsenic, TCLP	7440-38-2	E444	1	mg/L	0.05 mg/L	106	70.0	130	----
Barium, TCLP	7440-39-3	E444	2.5	mg/L	0.012 mg/L	105	70.0	130	----
Boron, TCLP	7440-42-8	E444	0.5	mg/L	0.05 mg/L	95.1	70.0	130	----
Cadmium, TCLP	7440-43-9	E444	0.05	mg/L	0.005 mg/L	104	70.0	130	----
Chromium, TCLP	7440-47-3	E444	0.25	mg/L	0.012 mg/L	102	70.0	130	----

Sub-Matrix: **Soil/Solid**

					Laboratory Control Sample (LCS) Report				
					Spike	Recovery (%)	Recovery Limits (%)		
Analyte	CAS Number	Method	LOR	Unit	Target Concentration	LCS	Low	High	Qualifier
TCLP Metals (QCLot: 2346925) - continued									
Lead, TCLP	7439-92-1	E444	0.25	mg/L	0.025 mg/L	101	70.0	130	----
Selenium, TCLP	7782-49-2	E444	0.1	mg/L	0.05 mg/L	101	70.0	130	----
Silver, TCLP	7440-22-4	E444	0.05	mg/L	0.005 mg/L	94.3	70.0	130	----
Uranium, TCLP	7440-61-1	E444	0.2	mg/L	0 mg/L	97.6	70.0	130	----
TCLP Metals (QCLot: 2347052)									
Mercury, TCLP	7439-97-6	E512	0.001	mg/L	0 mg/L	105	70.0	130	----
TCLP VOCs (QCLot: 2346946)									
Benzene, TCLP	71-43-2	E615B	5	µg/L	100 µg/L	110	70.0	130	----
Carbon tetrachloride, TCLP	56-23-5	E615B	25	µg/L	100 µg/L	106	60.0	140	----
Chlorobenzene, TCLP	108-90-7	E615B	25	µg/L	100 µg/L	106	70.0	130	----
Chloroform, TCLP	67-66-3	E615B	100	µg/L	100 µg/L	111	70.0	130	----
Dichlorobenzene, 1,2-, TCLP	95-50-1	E615B	25	µg/L	100 µg/L	108	70.0	130	----
Dichlorobenzene, 1,4-, TCLP	106-46-7	E615B	25	µg/L	100 µg/L	103	70.0	130	----
Dichloroethane, 1,2-, TCLP	107-06-2	E615B	25	µg/L	100 µg/L	108	70.0	130	----
Dichloroethylene, 1,1-, TCLP	75-35-4	E615B	25	µg/L	100 µg/L	108	70.0	130	----
Dichloromethane, TCLP	75-09-2	E615B	100	µg/L	100 µg/L	111	70.0	130	----
Methyl ethyl ketone [MEK], TCLP	78-93-3	E615B	100	µg/L	100 µg/L	115	50.0	150	----
Tetrachloroethylene, TCLP	127-18-4	E615B	25	µg/L	100 µg/L	106	70.0	130	----
Trichloroethylene, TCLP	79-01-6	E615B	25	µg/L	100 µg/L	109	70.0	130	----
Vinyl chloride, TCLP	75-01-4	E615B	50	µg/L	100 µg/L	98.2	60.0	130	----
mSPLP VOCs (QCLot: 2348901)									
Bromomethane, mSPLP	74-83-9	E619D	0.5	µg/L	100 µg/L	71.4	70.0	130	----
Carbon tetrachloride, mSPLP	56-23-5	E619D	0.2	µg/L	100 µg/L	97.8	70.0	130	----
Chloroform, mSPLP	67-66-3	E619D	1	µg/L	100 µg/L	102	70.0	130	----
Dibromoethane, 1,2-, mSPLP	106-93-4	E619D	0.2	µg/L	100 µg/L	96.6	70.0	130	----
Dichlorobenzene, 1,2-, mSPLP	95-50-1	E619D	0.5	µg/L	100 µg/L	104	70.0	130	----
Dichlorobenzene, 1,4-, mSPLP	106-46-7	E619D	0.5	µg/L	100 µg/L	106	70.0	130	----
Dichloroethane, 1,1-, mSPLP	75-34-3	E619D	0.5	µg/L	100 µg/L	101	70.0	130	----
Dichloroethane, 1,2-, mSPLP	107-06-2	E619D	0.5	µg/L	100 µg/L	99.3	70.0	130	----
Dichloroethylene, 1,1-, mSPLP	75-35-4	E619D	0.5	µg/L	100 µg/L	103	70.0	130	----
Dichloroethylene, cis-1,2-, mSPLP	156-59-2	E619D	0.5	µg/L	100 µg/L	101	70.0	130	----
Dichloroethylene, trans-1,2-, mSPLP	156-60-5	E619D	0.5	µg/L	100 µg/L	98.5	70.0	130	----
Dichloropropane, 1,2-, mSPLP	78-87-5	E619D	0.5	µg/L	100 µg/L	101	70.0	130	----
Dichloropropylene, cis-1,3-, mSPLP	10061-01-5	E619D	0.2	µg/L	100 µg/L	80.6	70.0	130	----

Sub-Matrix: **Soil/Solid**

Analyte	CAS Number	Method	LOR	Unit	Laboratory Control Sample (LCS) Report: Spike Target Concentration	Recovery (%) LCS	Recovery Limits (%) Low	Recovery Limits (%) High	Qualifier
mSPLP VOCs (QCLot: 2348901) - continued									
Dichloropropylene, trans-1,3-, mSPLP	10061-02-6	E619D	0.2	µg/L	100 µg/L	77.6	70.0	130	----
Dioxane, 1,4-, mSPLP	123-91-1	E619D	2	µg/L	100 µg/L	96.4	60.0	140	----
Tetrachloroethane, 1,1,1,2-, mSPLP	630-20-6	E619D	0.5	µg/L	100 µg/L	97.8	70.0	130	----
Tetrachloroethane, 1,1,2,2-, mSPLP	630-20-6	E619D	0.5	µg/L	100 µg/L	107	70.0	130	----
Tetrachloroethylene, mSPLP	127-18-4	E619D	0.5	µg/L	100 µg/L	99.0	70.0	130	----
Trichloroethane, 1,1,2-, mSPLP	79-00-5	E619D	0.5	µg/L	100 µg/L	97.0	70.0	130	----
Trichloroethylene, mSPLP	79-01-6	E619D	0.5	µg/L	100 µg/L	100	70.0	130	----
Volatile Organic Compounds (QCLot: 2344339)									
Acetone	67-64-1	E611D	0.5	mg/kg	3.48 mg/kg	80.8	60.0	140	----
Benzene	71-43-2	E611D	0.005	mg/kg	3.48 mg/kg	84.3	70.0	130	----
Bromodichloromethane	75-27-4	E611D	0.05	mg/kg	3.48 mg/kg	80.3	50.0	140	----
Bromoform	75-25-2	E611D	0.05	mg/kg	3.48 mg/kg	80.0	70.0	130	----
Bromomethane	74-83-9	E611D	0.05	mg/kg	3.48 mg/kg	66.0	50.0	140	----
Carbon tetrachloride	56-23-5	E611D	0.05	mg/kg	3.48 mg/kg	87.0	70.0	130	----
Chlorobenzene	108-90-7	E611D	0.05	mg/kg	3.48 mg/kg	88.6	70.0	130	----
Chloroform	67-66-3	E611D	0.05	mg/kg	3.48 mg/kg	85.8	70.0	130	----
Dibromochloromethane	124-48-1	E611D	0.05	mg/kg	3.48 mg/kg	80.3	60.0	130	----
Dibromoethane, 1,2-	106-93-4	E611D	0.05	mg/kg	3.48 mg/kg	77.6	70.0	130	----
Dichlorobenzene, 1,2-	95-50-1	E611D	0.05	mg/kg	3.48 mg/kg	91.1	70.0	130	----
Dichlorobenzene, 1,3-	541-73-1	E611D	0.05	mg/kg	3.48 mg/kg	92.5	70.0	130	----
Dichlorobenzene, 1,4-	106-46-7	E611D	0.05	mg/kg	3.48 mg/kg	92.9	70.0	130	----
Dichlorodifluoromethane	75-71-8	E611D	0.05	mg/kg	3.48 mg/kg	68.8	50.0	140	----
Dichloroethane, 1,1-	75-34-3	E611D	0.05	mg/kg	3.48 mg/kg	80.4	60.0	130	----
Dichloroethane, 1,2-	107-06-2	E611D	0.05	mg/kg	3.48 mg/kg	74.0	60.0	130	----
Dichloroethylene, 1,1-	75-35-4	E611D	0.05	mg/kg	3.48 mg/kg	83.0	60.0	130	----
Dichloroethylene, cis-1,2-	156-59-2	E611D	0.05	mg/kg	3.48 mg/kg	80.8	70.0	130	----
Dichloroethylene, trans-1,2-	156-60-5	E611D	0.05	mg/kg	3.48 mg/kg	86.7	60.0	130	----
Dichloromethane	75-09-2	E611D	0.045	mg/kg	3.48 mg/kg	82.2	70.0	130	----
Dichloropropane, 1,2-	78-87-5	E611D	0.05	mg/kg	3.48 mg/kg	79.2	70.0	130	----
Dichloropropylene, cis-1,3-	10061-01-5	E611D	0.03	mg/kg	3.48 mg/kg	75.4	70.0	130	----
Dichloropropylene, trans-1,3-	10061-02-6	E611D	0.03	mg/kg	3.48 mg/kg	72.4	70.0	130	----
Ethylbenzene	100-41-4	E611D	0.015	mg/kg	3.48 mg/kg	84.8	70.0	130	----
Hexane, n-	110-54-3	E611D	0.05	mg/kg	3.48 mg/kg	84.5	70.0	130	----
Methyl ethyl ketone [MEK]	78-93-3	E611D	0.5	mg/kg	3.48 mg/kg	85.8	60.0	140	----
Methyl isobutyl ketone [MIBK]	108-10-1	E611D	0.5	mg/kg	3.48 mg/kg	64.0	60.0	140	----

Sub-Matrix: **Soil/Solid**

					Laboratory Control Sample (LCS) Report				
					Spike	Recovery (%)	Recovery Limits (%)		
Analyte	CAS Number	Method	LOR	Unit	Target Concentration	LCS	Low	High	Qualifier
Volatile Organic Compounds (QCLot: 2344339) - continued									
Methyl-tert-butyl ether [MTBE]	1634-04-4	E611D	0.04	mg/kg	3.48 mg/kg	90.1	70.0	130	----
Styrene	100-42-5	E611D	0.05	mg/kg	3.48 mg/kg	78.2	70.0	130	----
Tetrachloroethane, 1,1,1,2-	630-20-6	E611D	0.05	mg/kg	3.48 mg/kg	83.2	60.0	130	----
Tetrachloroethane, 1,1,2,2-	79-34-5	E611D	0.05	mg/kg	3.48 mg/kg	84.4	60.0	130	----
Tetrachloroethylene	127-18-4	E611D	0.05	mg/kg	3.48 mg/kg	96.5	60.0	130	----
Toluene	108-88-3	E611D	0.05	mg/kg	3.48 mg/kg	86.4	70.0	130	----
Trichloroethane, 1,1,1-	71-55-6	E611D	0.05	mg/kg	3.48 mg/kg	84.0	60.0	130	----
Trichloroethane, 1,1,2-	79-00-5	E611D	0.05	mg/kg	3.48 mg/kg	80.4	60.0	130	----
Trichloroethylene	79-01-6	E611D	0.01	mg/kg	3.48 mg/kg	92.6	60.0	130	----
Trichlorofluoromethane	75-69-4	E611D	0.05	mg/kg	3.48 mg/kg	77.9	50.0	140	----
Vinyl chloride	75-01-4	E611D	0.02	mg/kg	3.48 mg/kg	74.2	60.0	140	----
Xylene, m+p-	179601-23-1	E611D	0.03	mg/kg	6.95 mg/kg	85.8	70.0	130	----
Xylene, o-	95-47-6	E611D	0.03	mg/kg	3.48 mg/kg	82.9	70.0	130	----
Volatile Organic Compounds (QCLot: 2345138)									
Acetone	67-64-1	E611D	0.5	mg/kg	3.48 mg/kg	118	60.0	140	----
Benzene	71-43-2	E611D	0.005	mg/kg	3.48 mg/kg	110	70.0	130	----
Bromodichloromethane	75-27-4	E611D	0.05	mg/kg	3.48 mg/kg	113	50.0	140	----
Bromoform	75-25-2	E611D	0.05	mg/kg	3.48 mg/kg	105	70.0	130	----
Bromomethane	74-83-9	E611D	0.05	mg/kg	3.48 mg/kg	83.7	50.0	140	----
Carbon tetrachloride	56-23-5	E611D	0.05	mg/kg	3.48 mg/kg	105	70.0	130	----
Chlorobenzene	108-90-7	E611D	0.05	mg/kg	3.48 mg/kg	110	70.0	130	----
Chloroform	67-66-3	E611D	0.05	mg/kg	3.48 mg/kg	110	70.0	130	----
Dibromochloromethane	124-48-1	E611D	0.05	mg/kg	3.48 mg/kg	112	60.0	130	----
Dibromoethane, 1,2-	106-93-4	E611D	0.05	mg/kg	3.48 mg/kg	105	70.0	130	----
Dichlorobenzene, 1,2-	95-50-1	E611D	0.05	mg/kg	3.48 mg/kg	109	70.0	130	----
Dichlorobenzene, 1,3-	541-73-1	E611D	0.05	mg/kg	3.48 mg/kg	107	70.0	130	----
Dichlorobenzene, 1,4-	106-46-7	E611D	0.05	mg/kg	3.48 mg/kg	110	70.0	130	----
Dichlorodifluoromethane	75-71-8	E611D	0.05	mg/kg	3.48 mg/kg	86.5	50.0	140	----
Dichloroethane, 1,1-	75-34-3	E611D	0.05	mg/kg	3.48 mg/kg	108	60.0	130	----
Dichloroethane, 1,2-	107-06-2	E611D	0.05	mg/kg	3.48 mg/kg	110	60.0	130	----
Dichloroethylene, 1,1-	75-35-4	E611D	0.05	mg/kg	3.48 mg/kg	110	60.0	130	----
Dichloroethylene, cis-1,2-	156-59-2	E611D	0.05	mg/kg	3.48 mg/kg	109	70.0	130	----
Dichloroethylene, trans-1,2-	156-60-5	E611D	0.05	mg/kg	3.48 mg/kg	107	60.0	130	----
Dichloromethane	75-09-2	E611D	0.045	mg/kg	3.48 mg/kg	106	70.0	130	----
Dichloropropane, 1,2-	78-87-5	E611D	0.05	mg/kg	3.48 mg/kg	110	70.0	130	----
Dichloropropylene, cis-1,3-	10061-01-5	E611D	0.03	mg/kg	3.48 mg/kg	107	70.0	130	----

Sub-Matrix: **Soil/Solid**

					Laboratory Control Sample (LCS) Report				
					Spike	Recovery (%)	Recovery Limits (%)		
Analyte	CAS Number	Method	LOR	Unit	Target Concentration	LCS	Low	High	Qualifier
Volatile Organic Compounds (QCLot: 2345138) - continued									
Dichloropropylene, trans-1,3-	10061-02-6	E611D	0.03	mg/kg	3.48 mg/kg	109	70.0	130	----
Ethylbenzene	100-41-4	E611D	0.015	mg/kg	3.48 mg/kg	112	70.0	130	----
Hexane, n-	110-54-3	E611D	0.05	mg/kg	3.48 mg/kg	103	70.0	130	----
Methyl ethyl ketone [MEK]	78-93-3	E611D	0.5	mg/kg	3.48 mg/kg	112	60.0	140	----
Methyl isobutyl ketone [MIBK]	108-10-1	E611D	0.5	mg/kg	3.48 mg/kg	126	60.0	140	----
Methyl-tert-butyl ether [MTBE]	1634-04-4	E611D	0.04	mg/kg	3.48 mg/kg	103	70.0	130	----
Styrene	100-42-5	E611D	0.05	mg/kg	3.48 mg/kg	107	70.0	130	----
Tetrachloroethane, 1,1,1,2-	630-20-6	E611D	0.05	mg/kg	3.48 mg/kg	105	60.0	130	----
Tetrachloroethane, 1,1,2,2-	79-34-5	E611D	0.05	mg/kg	3.48 mg/kg	113	60.0	130	----
Tetrachloroethylene	127-18-4	E611D	0.05	mg/kg	3.48 mg/kg	103	60.0	130	----
Toluene	108-88-3	E611D	0.05	mg/kg	3.48 mg/kg	110	70.0	130	----
Trichloroethane, 1,1,1-	71-55-6	E611D	0.05	mg/kg	3.48 mg/kg	109	60.0	130	----
Trichloroethane, 1,1,2-	79-00-5	E611D	0.05	mg/kg	3.48 mg/kg	106	60.0	130	----
Trichloroethylene	79-01-6	E611D	0.01	mg/kg	3.48 mg/kg	108	60.0	130	----
Trichlorofluoromethane	75-69-4	E611D	0.05	mg/kg	3.48 mg/kg	105	50.0	140	----
Vinyl chloride	75-01-4	E611D	0.02	mg/kg	3.48 mg/kg	103	60.0	140	----
Xylene, m+p-	179601-23-1	E611D	0.03	mg/kg	6.95 mg/kg	106	70.0	130	----
Xylene, o-	95-47-6	E611D	0.03	mg/kg	3.48 mg/kg	111	70.0	130	----
Volatile Organic Compounds (QCLot: 2345420)									
Acetone	67-64-1	E611D	0.5	mg/kg	3.48 mg/kg	89.9	60.0	140	----
Benzene	71-43-2	E611D	0.005	mg/kg	3.48 mg/kg	90.1	70.0	130	----
Bromodichloromethane	75-27-4	E611D	0.05	mg/kg	3.48 mg/kg	110	50.0	140	----
Bromoform	75-25-2	E611D	0.05	mg/kg	3.48 mg/kg	80.4	70.0	130	----
Bromomethane	74-83-9	E611D	0.05	mg/kg	3.48 mg/kg	86.5	50.0	140	----
Carbon tetrachloride	56-23-5	E611D	0.05	mg/kg	3.48 mg/kg	113	70.0	130	----
Chlorobenzene	108-90-7	E611D	0.05	mg/kg	3.48 mg/kg	96.8	70.0	130	----
Chloroform	67-66-3	E611D	0.05	mg/kg	3.48 mg/kg	111	70.0	130	----
Dibromochloromethane	124-48-1	E611D	0.05	mg/kg	3.48 mg/kg	100.0	60.0	130	----
Dibromoethane, 1,2-	106-93-4	E611D	0.05	mg/kg	3.48 mg/kg	92.1	70.0	130	----
Dichlorobenzene, 1,2-	95-50-1	E611D	0.05	mg/kg	3.48 mg/kg	93.1	70.0	130	----
Dichlorobenzene, 1,3-	541-73-1	E611D	0.05	mg/kg	3.48 mg/kg	93.6	70.0	130	----
Dichlorobenzene, 1,4-	106-46-7	E611D	0.05	mg/kg	3.48 mg/kg	93.4	70.0	130	----
Dichlorodifluoromethane	75-71-8	E611D	0.05	mg/kg	3.48 mg/kg	97.2	50.0	140	----
Dichloroethane, 1,1-	75-34-3	E611D	0.05	mg/kg	3.48 mg/kg	91.6	60.0	130	----
Dichloroethane, 1,2-	107-06-2	E611D	0.05	mg/kg	3.48 mg/kg	100	60.0	130	----
Dichloroethylene, 1,1-	75-35-4	E611D	0.05	mg/kg	3.48 mg/kg	101	60.0	130	----

Sub-Matrix: **Soil/Solid**

Analyte	CAS Number	Method	LOR	Unit	Laboratory Control Sample (LCS) Report: Spike: Target Concentration	Recovery (%): LCS	Recovery Limits (%): Low	Recovery Limits (%): High	Qualifier
Volatile Organic Compounds (QCLot: 2345420) - continued									
Dichloroethylene, cis-1,2-	156-59-2	E611D	0.05	mg/kg	3.48 mg/kg	96.1	70.0	130	----
Dichloroethylene, trans-1,2-	156-60-5	E611D	0.05	mg/kg	3.48 mg/kg	112	60.0	130	----
Dichloromethane	75-09-2	E611D	0.045	mg/kg	3.48 mg/kg	103	70.0	130	----
Dichloropropane, 1,2-	78-87-5	E611D	0.05	mg/kg	3.48 mg/kg	92.2	70.0	130	----
Dichloropropylene, cis-1,3-	10061-01-5	E611D	0.03	mg/kg	3.48 mg/kg	80.9	70.0	130	----
Dichloropropylene, trans-1,3-	10061-02-6	E611D	0.03	mg/kg	3.48 mg/kg	78.9	70.0	130	----
Ethylbenzene	100-41-4	E611D	0.015	mg/kg	3.48 mg/kg	86.2	70.0	130	----
Hexane, n-	110-54-3	E611D	0.05	mg/kg	3.48 mg/kg	94.7	70.0	130	----
Methyl ethyl ketone [MEK]	78-93-3	E611D	0.5	mg/kg	3.48 mg/kg	74.4	60.0	140	----
Methyl isobutyl ketone [MIBK]	108-10-1	E611D	0.5	mg/kg	3.48 mg/kg	72.8	60.0	140	----
Methyl-tert-butyl ether [MTBE]	1634-04-4	E611D	0.04	mg/kg	3.48 mg/kg	92.2	70.0	130	----
Styrene	100-42-5	E611D	0.05	mg/kg	3.48 mg/kg	80.9	70.0	130	----
Tetrachloroethane, 1,1,1,2-	630-20-6	E611D	0.05	mg/kg	3.48 mg/kg	102	60.0	130	----
Tetrachloroethane, 1,1,2,2-	79-34-5	E611D	0.05	mg/kg	3.48 mg/kg	90.6	60.0	130	----
Tetrachloroethylene	127-18-4	E611D	0.05	mg/kg	3.48 mg/kg	98.6	60.0	130	----
Toluene	108-88-3	E611D	0.05	mg/kg	3.48 mg/kg	86.3	70.0	130	----
Trichloroethane, 1,1,1-	71-55-6	E611D	0.05	mg/kg	3.48 mg/kg	109	60.0	130	----
Trichloroethane, 1,1,2-	79-00-5	E611D	0.05	mg/kg	3.48 mg/kg	92.8	60.0	130	----
Trichloroethylene	79-01-6	E611D	0.01	mg/kg	3.48 mg/kg	112	60.0	130	----
Trichlorofluoromethane	75-69-4	E611D	0.05	mg/kg	3.48 mg/kg	115	50.0	140	----
Vinyl chloride	75-01-4	E611D	0.02	mg/kg	3.48 mg/kg	97.6	60.0	140	----
Xylene, m+p-	179601-23-1	E611D	0.03	mg/kg	6.95 mg/kg	90.6	70.0	130	----
Xylene, o-	95-47-6	E611D	0.03	mg/kg	3.48 mg/kg	87.2	70.0	130	----
Volatile Organic Compounds (QCLot: 2346891)									
Benzene	71-43-2	E611A	0.005	mg/kg	3.48 mg/kg	94.4	70.0	130	----
Ethylbenzene	100-41-4	E611A	0.015	mg/kg	3.48 mg/kg	88.8	70.0	130	----
Toluene	108-88-3	E611A	0.05	mg/kg	3.48 mg/kg	97.6	70.0	130	----
Xylene, m+p-	179601-23-1	E611A	0.03	mg/kg	6.95 mg/kg	91.2	70.0	130	----
Xylene, o-	95-47-6	E611A	0.03	mg/kg	3.48 mg/kg	90.4	70.0	130	----
Volatile Organic Compounds (QCLot: 2353794)									
Acetone	67-64-1	E611D	0.5	mg/kg	3.48 mg/kg	130	60.0	140	----
Benzene	71-43-2	E611D	0.005	mg/kg	3.48 mg/kg	97.4	70.0	130	----
Bromodichloromethane	75-27-4	E611D	0.05	mg/kg	3.48 mg/kg	102	50.0	140	----
Bromoform	75-25-2	E611D	0.05	mg/kg	3.48 mg/kg	102	70.0	130	----
Bromomethane	74-83-9	E611D	0.05	mg/kg	3.48 mg/kg	70.1	50.0	140	----
Carbon tetrachloride	56-23-5	E611D	0.05	mg/kg	3.48 mg/kg	88.2	70.0	130	----

Sub-Matrix: **Soil/Solid**

					Laboratory Control Sample (LCS) Report				
					Spike	Recovery (%)	Recovery Limits (%)		
Analyte	CAS Number	Method	LOR	Unit	Target Concentration	LCS	Low	High	Qualifier
Volatile Organic Compounds (QCLot: 2353794) - continued									
Chlorobenzene	108-90-7	E611D	0.05	mg/kg	3.48 mg/kg	96.2	70.0	130	----
Chloroform	67-66-3	E611D	0.05	mg/kg	3.48 mg/kg	98.6	70.0	130	----
Dibromochloromethane	124-48-1	E611D	0.05	mg/kg	3.48 mg/kg	103	60.0	130	----
Dibromoethane, 1,2-	106-93-4	E611D	0.05	mg/kg	3.48 mg/kg	105	70.0	130	----
Dichlorobenzene, 1,2-	95-50-1	E611D	0.05	mg/kg	3.48 mg/kg	99.1	70.0	130	----
Dichlorobenzene, 1,3-	541-73-1	E611D	0.05	mg/kg	3.48 mg/kg	94.7	70.0	130	----
Dichlorobenzene, 1,4-	106-46-7	E611D	0.05	mg/kg	3.48 mg/kg	96.3	70.0	130	----
Dichlorodifluoromethane	75-71-8	E611D	0.05	mg/kg	3.48 mg/kg	65.0	50.0	140	----
Dichloroethane, 1,1-	75-34-3	E611D	0.05	mg/kg	3.48 mg/kg	93.9	60.0	130	----
Dichloroethane, 1,2-	107-06-2	E611D	0.05	mg/kg	3.48 mg/kg	110	60.0	130	----
Dichloroethylene, 1,1-	75-35-4	E611D	0.05	mg/kg	3.48 mg/kg	87.6	60.0	130	----
Dichloroethylene, cis-1,2-	156-59-2	E611D	0.05	mg/kg	3.48 mg/kg	99.3	70.0	130	----
Dichloroethylene, trans-1,2-	156-60-5	E611D	0.05	mg/kg	3.48 mg/kg	92.4	60.0	130	----
Dichloromethane	75-09-2	E611D	0.045	mg/kg	3.48 mg/kg	100	70.0	130	----
Dichloropropane, 1,2-	78-87-5	E611D	0.05	mg/kg	3.48 mg/kg	100	70.0	130	----
Dichloropropylene, cis-1,3-	10061-01-5	E611D	0.03	mg/kg	3.48 mg/kg	96.7	70.0	130	----
Dichloropropylene, trans-1,3-	10061-02-6	E611D	0.03	mg/kg	3.48 mg/kg	104	70.0	130	----
Ethylbenzene	100-41-4	E611D	0.015	mg/kg	3.48 mg/kg	91.1	70.0	130	----
Hexane, n-	110-54-3	E611D	0.05	mg/kg	3.48 mg/kg	85.8	70.0	130	----
Methyl ethyl ketone [MEK]	78-93-3	E611D	0.5	mg/kg	3.48 mg/kg	118	60.0	140	----
Methyl isobutyl ketone [MIBK]	108-10-1	E611D	0.5	mg/kg	3.48 mg/kg	120	60.0	140	----
Methyl-tert-butyl ether [MTBE]	1634-04-4	E611D	0.04	mg/kg	3.48 mg/kg	92.9	70.0	130	----
Styrene	100-42-5	E611D	0.05	mg/kg	3.48 mg/kg	91.5	70.0	130	----
Tetrachloroethane, 1,1,1,2-	630-20-6	E611D	0.05	mg/kg	3.48 mg/kg	92.8	60.0	130	----
Tetrachloroethane, 1,1,2,2-	79-34-5	E611D	0.05	mg/kg	3.48 mg/kg	109	60.0	130	----
Tetrachloroethylene	127-18-4	E611D	0.05	mg/kg	3.48 mg/kg	84.9	60.0	130	----
Toluene	108-88-3	E611D	0.05	mg/kg	3.48 mg/kg	92.9	70.0	130	----
Trichloroethane, 1,1,1-	71-55-6	E611D	0.05	mg/kg	3.48 mg/kg	88.3	60.0	130	----
Trichloroethane, 1,1,2-	79-00-5	E611D	0.05	mg/kg	3.48 mg/kg	103	60.0	130	----
Trichloroethylene	79-01-6	E611D	0.01	mg/kg	3.48 mg/kg	90.6	60.0	130	----
Trichlorofluoromethane	75-69-4	E611D	0.05	mg/kg	3.48 mg/kg	83.2	50.0	140	----
Vinyl chloride	75-01-4	E611D	0.02	mg/kg	3.48 mg/kg	80.4	60.0	140	----
Xylene, m+p-	179601-23-1	E611D	0.03	mg/kg	6.95 mg/kg	97.5	70.0	130	----
Xylene, o-	95-47-6	E611D	0.03	mg/kg	3.48 mg/kg	93.8	70.0	130	----
Volatile Organic Compounds (QCLot: 2353796)									
Benzene	71-43-2	E611A	0.005	mg/kg	3.48 mg/kg	101	70.0	130	----

Sub-Matrix: **Soil/Solid**

Analyte	CAS Number	Method	LOR	Unit	Laboratory Control Sample (LCS) Report: Spike: Target Concentration	Recovery (%): LCS	Recovery Limits (%): Low	Recovery Limits (%): High	Qualifier
Volatile Organic Compounds (QCLot: 2353796) - continued									
Ethylbenzene	100-41-4	E611A	0.015	mg/kg	3.48 mg/kg	87.2	70.0	130	----
Toluene	108-88-3	E611A	0.05	mg/kg	3.48 mg/kg	87.6	70.0	130	----
Xylene, m+p-	179601-23-1	E611A	0.03	mg/kg	6.95 mg/kg	92.1	70.0	130	----
Xylene, o-	95-47-6	E611A	0.03	mg/kg	3.48 mg/kg	96.6	70.0	130	----
Hydrocarbons (QCLot: 2343772)									
F2 (C10-C16)	----	E601.SG-L	10	mg/kg	671 mg/kg	98.1	70.0	130	----
F3 (C16-C34)	----	E601.SG-L	50	mg/kg	1380 mg/kg	100	70.0	130	----
F4 (C34-C50)	----	E601.SG-L	50	mg/kg	748 mg/kg	91.1	70.0	130	----
Hydrocarbons (QCLot: 2344340)									
F1 (C6-C10)	----	E581.F1	5	mg/kg	69.2 mg/kg	88.0	80.0	120	----
Hydrocarbons (QCLot: 2344582)									
F2 (C10-C16)	----	E601.SG-L	10	mg/kg	671 mg/kg	107	70.0	130	----
F3 (C16-C34)	----	E601.SG-L	50	mg/kg	1380 mg/kg	115	70.0	130	----
F4 (C34-C50)	----	E601.SG-L	50	mg/kg	748 mg/kg	112	70.0	130	----
Hydrocarbons (QCLot: 2345137)									
F1 (C6-C10)	----	E581.F1	5	mg/kg	69.2 mg/kg	104	80.0	120	----
Hydrocarbons (QCLot: 2345422)									
F1 (C6-C10)	----	E581.F1	5	mg/kg	69.2 mg/kg	107	80.0	120	----
Hydrocarbons (QCLot: 2346892)									
F1 (C6-C10)	----	E581.F1	5	mg/kg	69.2 mg/kg	87.8	80.0	120	----
Hydrocarbons (QCLot: 2348392)									
F2 (C10-C16)	----	E601.SG-L	10	mg/kg	671 mg/kg	96.5	70.0	130	----
F3 (C16-C34)	----	E601.SG-L	50	mg/kg	1380 mg/kg	103	70.0	130	----
F4 (C34-C50)	----	E601.SG-L	50	mg/kg	748 mg/kg	102	70.0	130	----
Hydrocarbons (QCLot: 2350493)									
F2 (C10-C16)	----	E601.SG-L	10	mg/kg	671 mg/kg	95.7	70.0	130	----
F3 (C16-C34)	----	E601.SG-L	50	mg/kg	1380 mg/kg	101	70.0	130	----
F4 (C34-C50)	----	E601.SG-L	50	mg/kg	748 mg/kg	99.9	70.0	130	----
Hydrocarbons (QCLot: 2353319)									
F2 (C10-C16)	----	E601.SG-L	10	mg/kg	671 mg/kg	98.5	70.0	130	----
F3 (C16-C34)	----	E601.SG-L	50	mg/kg	1380 mg/kg	107	70.0	130	----
F4 (C34-C50)	----	E601.SG-L	50	mg/kg	748 mg/kg	104	70.0	130	----
Hydrocarbons (QCLot: 2353795)									
F1 (C6-C10)	----	E581.F1	5	mg/kg	69.2 mg/kg	102	80.0	120	----
Hydrocarbons (QCLot: 2353797)									

Sub-Matrix: **Soil/Solid**

Analyte	CAS Number	Method	LOR	Unit	Laboratory Control Sample (LCS) Report: Spike: Target Concentration	Recovery (%): LCS	Recovery Limits (%): Low	Recovery Limits (%): High	Qualifier
Hydrocarbons (QCLot: 2353797) - continued									
F1 (C6-C10)	----	E581.F1	5	mg/kg	69.2 mg/kg	98.5	80.0	120	----
Polycyclic Aromatic Hydrocarbons (QCLot: 2343771)									
Acenaphthene	83-32-9	E641A	0.05	mg/kg	0.5 mg/kg	96.9	60.0	130	----
Acenaphthylene	208-96-8	E641A	0.05	mg/kg	0.5 mg/kg	92.9	60.0	130	----
Anthracene	120-12-7	E641A	0.05	mg/kg	0.5 mg/kg	93.1	60.0	130	----
Benz(a)anthracene	56-55-3	E641A	0.05	mg/kg	0.5 mg/kg	102	60.0	130	----
Benzo(a)pyrene	50-32-8	E641A	0.05	mg/kg	0.5 mg/kg	91.1	60.0	130	----
Benzo(b+j)fluoranthene	n/a	E641A	0.05	mg/kg	0.5 mg/kg	101	60.0	130	----
Benzo(g,h,i)perylene	191-24-2	E641A	0.05	mg/kg	0.5 mg/kg	100	60.0	130	----
Benzo(k)fluoranthene	207-08-9	E641A	0.05	mg/kg	0.5 mg/kg	97.5	60.0	130	----
Chrysene	218-01-9	E641A	0.05	mg/kg	0.5 mg/kg	107	60.0	130	----
Dibenz(a,h)anthracene	53-70-3	E641A	0.05	mg/kg	0.5 mg/kg	92.7	60.0	130	----
Fluoranthene	206-44-0	E641A	0.05	mg/kg	0.5 mg/kg	95.9	60.0	130	----
Fluorene	86-73-7	E641A	0.05	mg/kg	0.5 mg/kg	93.0	60.0	130	----
Indeno(1,2,3-c,d)pyrene	193-39-5	E641A	0.05	mg/kg	0.5 mg/kg	96.6	60.0	130	----
Methylnaphthalene, 1-	90-12-0	E641A	0.03	mg/kg	0.5 mg/kg	80.0	60.0	130	----
Methylnaphthalene, 2-	91-57-6	E641A	0.03	mg/kg	0.5 mg/kg	85.7	60.0	130	----
Naphthalene	91-20-3	E641A	0.01	mg/kg	0.5 mg/kg	67.8	60.0	130	----
Phenanthrene	85-01-8	E641A	0.05	mg/kg	0.5 mg/kg	92.2	60.0	130	----
Pyrene	129-00-0	E641A	0.05	mg/kg	0.5 mg/kg	94.4	60.0	130	----
Polycyclic Aromatic Hydrocarbons (QCLot: 2344583)									
Acenaphthene	83-32-9	E641A	0.05	mg/kg	0.5 mg/kg	101	60.0	130	----
Acenaphthylene	208-96-8	E641A	0.05	mg/kg	0.5 mg/kg	96.2	60.0	130	----
Anthracene	120-12-7	E641A	0.05	mg/kg	0.5 mg/kg	91.1	60.0	130	----
Benz(a)anthracene	56-55-3	E641A	0.05	mg/kg	0.5 mg/kg	97.8	60.0	130	----
Benzo(a)pyrene	50-32-8	E641A	0.05	mg/kg	0.5 mg/kg	91.1	60.0	130	----
Benzo(b+j)fluoranthene	n/a	E641A	0.05	mg/kg	0.5 mg/kg	98.4	60.0	130	----
Benzo(g,h,i)perylene	191-24-2	E641A	0.05	mg/kg	0.5 mg/kg	97.3	60.0	130	----
Benzo(k)fluoranthene	207-08-9	E641A	0.05	mg/kg	0.5 mg/kg	94.9	60.0	130	----
Chrysene	218-01-9	E641A	0.05	mg/kg	0.5 mg/kg	102	60.0	130	----
Dibenz(a,h)anthracene	53-70-3	E641A	0.05	mg/kg	0.5 mg/kg	93.9	60.0	130	----
Fluoranthene	206-44-0	E641A	0.05	mg/kg	0.5 mg/kg	95.6	60.0	130	----
Fluorene	86-73-7	E641A	0.05	mg/kg	0.5 mg/kg	93.9	60.0	130	----
Indeno(1,2,3-c,d)pyrene	193-39-5	E641A	0.05	mg/kg	0.5 mg/kg	96.3	60.0	130	----
Methylnaphthalene, 1-	90-12-0	E641A	0.03	mg/kg	0.5 mg/kg	89.6	60.0	130	----

Sub-Matrix: **Soil/Solid**

					Laboratory Control Sample (LCS) Report				
					Spike	Recovery (%)	Recovery Limits (%)		
Analyte	CAS Number	Method	LOR	Unit	Target Concentration	LCS	Low	High	Qualifier
Polycyclic Aromatic Hydrocarbons (QCLot: 2344583) - continued									
Methylnaphthalene, 2-	91-57-6	E641A	0.03	mg/kg	0.5 mg/kg	99.1	60.0	130	----
Naphthalene	91-20-3	E641A	0.01	mg/kg	0.5 mg/kg	81.0	60.0	130	----
Phenanthrene	85-01-8	E641A	0.05	mg/kg	0.5 mg/kg	92.6	60.0	130	----
Pyrene	129-00-0	E641A	0.05	mg/kg	0.5 mg/kg	94.7	60.0	130	----
Polycyclic Aromatic Hydrocarbons (QCLot: 2350494)									
Acenaphthene	83-32-9	E641A	0.05	mg/kg	0.5 mg/kg	102	60.0	130	----
Acenaphthylene	208-96-8	E641A	0.05	mg/kg	0.5 mg/kg	99.2	60.0	130	----
Anthracene	120-12-7	E641A	0.05	mg/kg	0.5 mg/kg	90.2	60.0	130	----
Benz(a)anthracene	56-55-3	E641A	0.05	mg/kg	0.5 mg/kg	96.7	60.0	130	----
Benzo(a)pyrene	50-32-8	E641A	0.05	mg/kg	0.5 mg/kg	94.8	60.0	130	----
Benzo(b+j)fluoranthene	n/a	E641A	0.05	mg/kg	0.5 mg/kg	102	60.0	130	----
Benzo(g,h,i)perylene	191-24-2	E641A	0.05	mg/kg	0.5 mg/kg	97.5	60.0	130	----
Benzo(k)fluoranthene	207-08-9	E641A	0.05	mg/kg	0.5 mg/kg	97.5	60.0	130	----
Chrysene	218-01-9	E641A	0.05	mg/kg	0.5 mg/kg	99.1	60.0	130	----
Dibenz(a,h)anthracene	53-70-3	E641A	0.05	mg/kg	0.5 mg/kg	98.1	60.0	130	----
Fluoranthene	206-44-0	E641A	0.05	mg/kg	0.5 mg/kg	97.3	60.0	130	----
Fluorene	86-73-7	E641A	0.05	mg/kg	0.5 mg/kg	95.8	60.0	130	----
Indeno(1,2,3-c,d)pyrene	193-39-5	E641A	0.05	mg/kg	0.5 mg/kg	101	60.0	130	----
Methylnaphthalene, 1-	90-12-0	E641A	0.03	mg/kg	0.5 mg/kg	94.9	60.0	130	----
Methylnaphthalene, 2-	91-57-6	E641A	0.03	mg/kg	0.5 mg/kg	103	60.0	130	----
Naphthalene	91-20-3	E641A	0.01	mg/kg	0.5 mg/kg	92.3	60.0	130	----
Phenanthrene	85-01-8	E641A	0.05	mg/kg	0.5 mg/kg	91.9	60.0	130	----
Pyrene	129-00-0	E641A	0.05	mg/kg	0.5 mg/kg	93.4	60.0	130	----
Polycyclic Aromatic Hydrocarbons (QCLot: 2353320)									
Acenaphthene	83-32-9	E641A	0.05	mg/kg	0.5 mg/kg	98.8	60.0	130	----
Acenaphthylene	208-96-8	E641A	0.05	mg/kg	0.5 mg/kg	94.0	60.0	130	----
Anthracene	120-12-7	E641A	0.05	mg/kg	0.5 mg/kg	90.3	60.0	130	----
Benz(a)anthracene	56-55-3	E641A	0.05	mg/kg	0.5 mg/kg	102	60.0	130	----
Benzo(a)pyrene	50-32-8	E641A	0.05	mg/kg	0.5 mg/kg	90.4	60.0	130	----
Benzo(b+j)fluoranthene	n/a	E641A	0.05	mg/kg	0.5 mg/kg	102	60.0	130	----
Benzo(g,h,i)perylene	191-24-2	E641A	0.05	mg/kg	0.5 mg/kg	87.3	60.0	130	----
Benzo(k)fluoranthene	207-08-9	E641A	0.05	mg/kg	0.5 mg/kg	96.2	60.0	130	----
Chrysene	218-01-9	E641A	0.05	mg/kg	0.5 mg/kg	104	60.0	130	----
Dibenz(a,h)anthracene	53-70-3	E641A	0.05	mg/kg	0.5 mg/kg	91.8	60.0	130	----
Fluoranthene	206-44-0	E641A	0.05	mg/kg	0.5 mg/kg	94.0	60.0	130	----
Fluorene	86-73-7	E641A	0.05	mg/kg	0.5 mg/kg	91.8	60.0	130	----

Sub-Matrix: **Soil/Solid**

Analyte	CAS Number	Method	LOR	Unit	Laboratory Control Sample (LCS) Report: Spike: Target Concentration	Recovery (%): LCS	Recovery Limits (%): Low	Recovery Limits (%): High	Qualifier
Polycyclic Aromatic Hydrocarbons (QCLot: 2353320) - continued									
Indeno(1,2,3-c,d)pyrene	193-39-5	E641A	0.05	mg/kg	0.5 mg/kg	94.4	60.0	130	----
Methylnaphthalene, 1-	90-12-0	E641A	0.03	mg/kg	0.5 mg/kg	90.6	60.0	130	----
Methylnaphthalene, 2-	91-57-6	E641A	0.03	mg/kg	0.5 mg/kg	98.9	60.0	130	----
Naphthalene	91-20-3	E641A	0.01	mg/kg	0.5 mg/kg	83.4	60.0	130	----
Phenanthrene	85-01-8	E641A	0.05	mg/kg	0.5 mg/kg	90.9	60.0	130	----
Pyrene	129-00-0	E641A	0.05	mg/kg	0.5 mg/kg	92.2	60.0	130	----
Polychlorinated Biphenyls (QCLot: 2350479)									
Aroclor 1016	12674-11-2	E687	0.01	mg/kg	0.012 mg/kg	88.5	60.0	140	----
Aroclor 1221	11104-28-2	E687	0.01	mg/kg	0.012 mg/kg	88.5	60.0	140	----
Aroclor 1232	11141-16-5	E687	0.01	mg/kg	0.012 mg/kg	88.5	60.0	140	----
Aroclor 1242	53469-21-9	E687	0.01	mg/kg	0.012 mg/kg	88.5	60.0	140	----
Aroclor 1248	12672-29-6	E687	0.01	mg/kg	0.012 mg/kg	81.4	60.0	140	----
Aroclor 1254	11097-69-1	E687	0.01	mg/kg	0.012 mg/kg	79.7	60.0	140	----
Aroclor 1260	11096-82-5	E687	0.01	mg/kg	0.012 mg/kg	77.0	60.0	140	----
Aroclor 1262	37324-23-5	E687	0.01	mg/kg	0.012 mg/kg	77.0	60.0	140	----
Aroclor 1268	11100-14-4	E687	0.01	mg/kg	0.012 mg/kg	77.0	60.0	140	----
Polychlorinated Biphenyls (QCLot: 2355360)									
Aroclor 1016	12674-11-2	E687	0.01	mg/kg	0.012 mg/kg	84.6	60.0	140	----
Aroclor 1221	11104-28-2	E687	0.01	mg/kg	0.012 mg/kg	84.6	60.0	140	----
Aroclor 1232	11141-16-5	E687	0.01	mg/kg	0.012 mg/kg	84.6	60.0	140	----
Aroclor 1242	53469-21-9	E687	0.01	mg/kg	0.012 mg/kg	84.6	60.0	140	----
Aroclor 1248	12672-29-6	E687	0.01	mg/kg	0.012 mg/kg	77.7	60.0	140	----
Aroclor 1254	11097-69-1	E687	0.01	mg/kg	0.012 mg/kg	76.6	60.0	140	----
Aroclor 1260	11096-82-5	E687	0.01	mg/kg	0.012 mg/kg	75.0	60.0	140	----
Aroclor 1262	37324-23-5	E687	0.01	mg/kg	0.012 mg/kg	75.0	60.0	140	----
Aroclor 1268	11100-14-4	E687	0.01	mg/kg	0.012 mg/kg	75.0	60.0	140	----

Qualifiers

Qualifier	Description
MES	*Data Quality Objective was marginally exceeded (by < 10% absolute) for < 10% of analytes in a Multi-Element Scan / Multi-Parameter Scan (considered acceptable as per OMOE & CCME).*

Matrix Spike (MS) Report

A Matrix Spike (MS) is a randomly selected intra-laboratory replicate sample that has been fortified (spiked) with test analytes at known concentration, and processed in an identical manner to test samples. Matrix Spikes provide information regarding analyte recovery and potential matrix effects. MS DQO exceedances due to sample matrix may sometimes be unavoidable; in such cases, test results for the associated sample (or similar samples) may be subject to bias. ND – Recovery not determined, background level >= 1x spike level.

Sub-Matrix: **Soil/Solid**

					Matrix Spike (MS) Report					
					Spike		Recovery (%)	Recovery Limits (%)		
Laboratory sample ID	Client sample ID	Analyte	CAS Number	Method	Concentration	Target	MS	Low	High	Qualifier
Cyanides (QCLot: 2343770)										
WT2533107-003	BH25-05 SA1	Cyanide, weak acid dissociable	----	E336A	1.15 mg/kg	1.26 mg/kg	91.7	70.0	130	----
Cyanides (QCLot: 2344584)										
WT2533107-022	BH25-10 SA1	Cyanide, weak acid dissociable	----	E336A	1.21 mg/kg	1.23 mg/kg	98.1	70.0	130	----
Cyanides (QCLot: 2350455)										
WT2533107-044	BH25-06 SA2-DUP	Cyanide, weak acid dissociable	----	E336A	1.17 mg/kg	1.23 mg/kg	95.1	70.0	130	----
Cyanides (QCLot: 2355772)										
WT2533107-048	BH25-06-SS6 DUP	Cyanide, weak acid dissociable	----	E336A	0.990 mg/kg	1.21 mg/kg	81.7	70.0	130	----
TCLP Extractables (QCLot: 2347101)										
WT2531642-001	Anonymous	Cyanide, weak acid dissociable, TCLP	----	E337A	5.82 mg/L	6.25 mg/L	93.2	50.0	140	----
TCLP Extractables (QCLot: 2347151)										
WT2531642-001	Anonymous	Fluoride, TCLP	16984-48-8	E240.F	18 mg/L	20 mg/L	91.7	50.0	140	----
TCLP Extractables (QCLot: 2347152)										
WT2531642-001	Anonymous	Nitrate (as N), TCLP	14797-55-8	E240.NO3	51.0 mg/L	50 mg/L	102	50.0	140	----
TCLP Extractables (QCLot: 2347153)										
WT2531642-001	Anonymous	Nitrite (as N), TCLP	14797-65-0	E240.NO2	9.4 mg/L	10 mg/L	93.8	50.0	140	----
TCLP Metals (QCLot: 2346925)										
WT2533107-042	TCLP	Arsenic, TCLP	7440-38-2	E444	5.4 mg/L	5 mg/L	108	50.0	140	----
		Barium, TCLP	7440-39-3	E444	14.2 mg/L	12.5 mg/L	113	50.0	140	----
		Boron, TCLP	7440-42-8	E444	10.7 mg/L	10 mg/L	107	50.0	140	----
		Cadmium, TCLP	7440-43-9	E444	0.259 mg/L	0.25 mg/L	104	50.0	140	----
		Chromium, TCLP	7440-47-3	E444	1.31 mg/L	1.25 mg/L	105	50.0	140	----
		Lead, TCLP	7439-92-1	E444	10.3 mg/L	10 mg/L	103	50.0	140	----
		Selenium, TCLP	7782-49-2	E444	5.24 mg/L	5 mg/L	105	50.0	140	----
		Silver, TCLP	7440-22-4	E444	0.100 mg/L	0.1 mg/L	99.7	50.0	140	----
		Uranium, TCLP	7440-61-1	E444	5.24 mg/L	5 mg/L	105	50.0	140	----
TCLP Metals (QCLot: 2347052)										
WT2533107-042	TCLP	Mercury, TCLP	7439-97-6	E512	0.0030 mg/L	0.003 mg/L	98.6	50.0	140	----
TCLP VOCs (QCLot: 2346946)										
WT2531642-001	Anonymous	Benzene, TCLP	71-43-2	E615B	272 µg/L	250 µg/L	109	50.0	140	----
		Carbon tetrachloride, TCLP	56-23-5	E615B	254 µg/L	250 µg/L	102	50.0	140	----
		Chlorobenzene, TCLP	108-90-7	E615B	257 µg/L	250 µg/L	103	50.0	140	----
		Chloroform, TCLP	67-66-3	E615B	270 µg/L	250 µg/L	109	50.0	140	----
		Dichlorobenzene, 1,2-, TCLP	95-50-1	E615B	261 µg/L	250 µg/L	104	50.0	140	----

Sub-Matrix: **Soil/Solid**

					Matrix Spike (MS) Report					
					Spike		Recovery (%)	Recovery Limits (%)		
Laboratory sample ID	Client sample ID	Analyte	CAS Number	Method	Concentration	Target	MS	Low	High	Qualifier
TCLP VOCs (QCLot: 2346946) - continued										
WT2531642-001	Anonymous	Dichlorobenzene, 1,4-, TCLP	106-46-7	E615B	246 µg/L	250 µg/L	98.4	50.0	140	----
		Dichloroethane, 1,2-, TCLP	107-06-2	E615B	274 µg/L	250 µg/L	110	50.0	140	----
		Dichloroethylene, 1,1-, TCLP	75-35-4	E615B	258 µg/L	250 µg/L	103	50.0	140	----
		Dichloromethane, TCLP	75-09-2	E615B	280 µg/L	250 µg/L	110	50.0	140	----
		Methyl ethyl ketone [MEK], TCLP	78-93-3	E615B	300 µg/L	250 µg/L	121	50.0	140	----
		Tetrachloroethylene, TCLP	127-18-4	E615B	249 µg/L	250 µg/L	99.8	50.0	140	----
		Trichloroethylene, TCLP	79-01-6	E615B	263 µg/L	250 µg/L	105	50.0	140	----
		Vinyl chloride, TCLP	75-01-4	E615B	235 µg/L	250 µg/L	93.9	50.0	140	----
mSPLP VOCs (QCLot: 2348901)										
WT2533107-002	BH25-04 SA5	Bromomethane, mSPLP	74-83-9	E619D	77.6 µg/L	100 µg/L	77.6	50.0	140	----
		Carbon tetrachloride, mSPLP	56-23-5	E619D	96.2 µg/L	100 µg/L	96.2	50.0	140	----
		Chloroform, mSPLP	67-66-3	E619D	104 µg/L	100 µg/L	104	50.0	140	----
		Dibromoethane, 1,2-, mSPLP	106-93-4	E619D	101 µg/L	100 µg/L	101	50.0	140	----
		Dichlorobenzene, 1,2-, mSPLP	95-50-1	E619D	104 µg/L	100 µg/L	104	50.0	140	----
		Dichlorobenzene, 1,4-, mSPLP	106-46-7	E619D	106 µg/L	100 µg/L	106	50.0	140	----
		Dichloroethane, 1,1-, mSPLP	75-34-3	E619D	102 µg/L	100 µg/L	102	50.0	140	----
		Dichloroethane, 1,2-, mSPLP	107-06-2	E619D	107 µg/L	100 µg/L	107	50.0	140	----
		Dichloroethylene, 1,1-, mSPLP	75-35-4	E619D	100.0 µg/L	100 µg/L	100.0	50.0	140	----
		Dichloroethylene, cis-1,2-, mSPLP	156-59-2	E619D	104 µg/L	100 µg/L	104	50.0	140	----
		Dichloroethylene, trans-1,2-, mSPLP	156-60-5	E619D	100 µg/L	100 µg/L	100	50.0	140	----
		Dichloropropane, 1,2-, mSPLP	78-87-5	E619D	105 µg/L	100 µg/L	105	50.0	140	----
		Dichloropropylene, cis-1,3-, mSPLP	10061-01-5	E619D	102 µg/L	100 µg/L	102	50.0	140	----
		Dichloropropylene, trans-1,3-, mSPLP	10061-02-6	E619D	102 µg/L	100 µg/L	102	50.0	140	----
		Dioxane, 1,4-, mSPLP	123-91-1	E619D	101 µg/L	100 µg/L	101	50.0	140	----
		Tetrachloroethane, 1,1,1,2-, mSPLP	630-20-6	E619D	97.1 µg/L	100 µg/L	97.1	50.0	140	----
		Tetrachloroethane, 1,1,2,2-, mSPLP	630-20-6	E619D	108 µg/L	100 µg/L	108	50.0	140	----
		Tetrachloroethylene, mSPLP	127-18-4	E619D	97.0 µg/L	100 µg/L	97.0	50.0	140	----
		Trichloroethane, 1,1,2-, mSPLP	79-00-5	E619D	101 µg/L	100 µg/L	101	50.0	140	----
		Trichloroethylene, mSPLP	79-01-6	E619D	101 µg/L	100 µg/L	101	50.0	140	----
Volatile Organic Compounds (QCLot: 2344339)										
WT2533107-001	BH25-04 SA2	Acetone	67-64-1	E611D	2.31 mg/kg	2.29 mg/kg	101	50.0	140	----
		Benzene	71-43-2	E611D	2.30 mg/kg	2.29 mg/kg	100	50.0	140	----
		Bromodichloromethane	75-27-4	E611D	2.20 mg/kg	2.29 mg/kg	96.2	50.0	140	----
		Bromoform	75-25-2	E611D	2.09 mg/kg	2.29 mg/kg	91.2	50.0	140	----
		Bromomethane	74-83-9	E611D	1.83 mg/kg	2.29 mg/kg	79.7	50.0	140	----
		Carbon tetrachloride	56-23-5	E611D	2.40 mg/kg	2.29 mg/kg	105	50.0	140	----
		Chlorobenzene	108-90-7	E611D	2.39 mg/kg	2.29 mg/kg	104	50.0	140	----
		Chloroform	67-66-3	E611D	2.35 mg/kg	2.29 mg/kg	102	50.0	140	----
		Dibromochloromethane	124-48-1	E611D	2.19 mg/kg	2.29 mg/kg	95.4	50.0	140	----
		Dibromoethane, 1,2-	106-93-4	E611D	2.13 mg/kg	2.29 mg/kg	92.9	50.0	140	----
		Dichlorobenzene, 1,2-	95-50-1	E611D	2.41 mg/kg	2.29 mg/kg	105	50.0	140	----
		Dichlorobenzene, 1,3-	541-73-1	E611D	2.41 mg/kg	2.29 mg/kg	105	50.0	140	----
		Dichlorobenzene, 1,4-	106-46-7	E611D	2.44 mg/kg	2.29 mg/kg	106	50.0	140	----

Sub-Matrix: **Soil/Solid**

					Matrix Spike (MS) Report					
					Spike		Recovery (%)	Recovery Limits (%)		
Laboratory sample ID	Client sample ID	Analyte	CAS Number	Method	Concentration	Target	MS	Low	High	Qualifier
Volatile Organic Compounds (QCLot: 2344339) - continued										
WT2533107-001	BH25-04 SA2	Dichlorodifluoromethane	75-71-8	E611D	2.22 mg/kg	2.29 mg/kg	97.0	50.0	140	----
		Dichloroethane, 1,1-	75-34-3	E611D	2.24 mg/kg	2.29 mg/kg	97.8	50.0	140	----
		Dichloroethane, 1,2-	107-06-2	E611D	2.03 mg/kg	2.29 mg/kg	88.6	50.0	140	----
		Dichloroethylene, 1,1-	75-35-4	E611D	2.27 mg/kg	2.29 mg/kg	99.2	50.0	140	----
		Dichloroethylene, cis-1,2-	156-59-2	E611D	2.23 mg/kg	2.29 mg/kg	97.3	50.0	140	----
		Dichloroethylene, trans-1,2-	156-60-5	E611D	2.29 mg/kg	2.29 mg/kg	99.8	50.0	140	----
		Dichloromethane	75-09-2	E611D	2.25 mg/kg	2.29 mg/kg	98.2	50.0	140	----
		Dichloropropane, 1,2-	78-87-5	E611D	2.18 mg/kg	2.29 mg/kg	95.2	50.0	140	----
		Dichloropropylene, cis-1,3-	10061-01-5	E611D	2.06 mg/kg	2.29 mg/kg	90.0	50.0	140	----
		Dichloropropylene, trans-1,3-	10061-02-6	E611D	1.97 mg/kg	2.29 mg/kg	85.9	50.0	140	----
		Ethylbenzene	100-41-4	E611D	2.29 mg/kg	2.29 mg/kg	99.9	50.0	140	----
		Hexane, n-	110-54-3	E611D	2.33 mg/kg	2.29 mg/kg	102	50.0	140	----
		Methyl ethyl ketone [MEK]	78-93-3	E611D	2.34 mg/kg	2.29 mg/kg	102	50.0	140	----
		Methyl isobutyl ketone [MIBK]	108-10-1	E611D	1.78 mg/kg	2.29 mg/kg	77.6	50.0	140	----
		Methyl-tert-butyl ether [MTBE]	1634-04-4	E611D	2.39 mg/kg	2.29 mg/kg	104	50.0	140	----
		Styrene	100-42-5	E611D	2.09 mg/kg	2.29 mg/kg	91.3	50.0	140	----
		Tetrachloroethane, 1,1,1,2-	630-20-6	E611D	2.26 mg/kg	2.29 mg/kg	98.8	50.0	140	----
		Tetrachloroethane, 1,1,2,2-	79-34-5	E611D	2.24 mg/kg	2.29 mg/kg	97.6	50.0	140	----
		Tetrachloroethylene	127-18-4	E611D	2.58 mg/kg	2.29 mg/kg	113	50.0	140	----
		Toluene	108-88-3	E611D	2.33 mg/kg	2.29 mg/kg	102	50.0	140	----
		Trichloroethane, 1,1,1-	71-55-6	E611D	2.30 mg/kg	2.29 mg/kg	100	50.0	140	----
		Trichloroethane, 1,1,2-	79-00-5	E611D	2.19 mg/kg	2.29 mg/kg	95.5	50.0	140	----
		Trichloroethylene	79-01-6	E611D	2.52 mg/kg	2.29 mg/kg	110	50.0	140	----
		Trichlorofluoromethane	75-69-4	E611D	2.19 mg/kg	2.29 mg/kg	95.8	50.0	140	----
		Vinyl chloride	75-01-4	E611D	2.08 mg/kg	2.29 mg/kg	90.9	50.0	140	----
		Xylene, m+p-	179601-23-1	E611D	4.60 mg/kg	4.58 mg/kg	100	50.0	140	----
		Xylene, o-	95-47-6	E611D	2.23 mg/kg	2.29 mg/kg	97.4	50.0	140	----
Volatile Organic Compounds (QCLot: 2345138)										
WT2533082-001	Anonymous	Acetone	67-64-1	E611D	2.48 mg/kg	2.16 mg/kg	115	50.0	140	----
		Benzene	71-43-2	E611D	2.22 mg/kg	2.16 mg/kg	102	50.0	140	----
		Bromodichloromethane	75-27-4	E611D	2.28 mg/kg	2.16 mg/kg	105	50.0	140	----
		Bromoform	75-25-2	E611D	2.16 mg/kg	2.16 mg/kg	99.7	50.0	140	----
		Bromomethane	74-83-9	E611D	1.73 mg/kg	2.16 mg/kg	80.0	50.0	140	----
		Carbon tetrachloride	56-23-5	E611D	2.13 mg/kg	2.16 mg/kg	98.2	50.0	140	----
		Chlorobenzene	108-90-7	E611D	2.21 mg/kg	2.16 mg/kg	102	50.0	140	----
		Chloroform	67-66-3	E611D	2.24 mg/kg	2.16 mg/kg	104	50.0	140	----
		Dibromochloromethane	124-48-1	E611D	2.27 mg/kg	2.16 mg/kg	105	50.0	140	----
		Dibromoethane, 1,2-	106-93-4	E611D	2.15 mg/kg	2.16 mg/kg	99.2	50.0	140	----
		Dichlorobenzene, 1,2-	95-50-1	E611D	2.24 mg/kg	2.16 mg/kg	103	50.0	140	----
		Dichlorobenzene, 1,3-	541-73-1	E611D	2.20 mg/kg	2.16 mg/kg	102	50.0	140	----
		Dichlorobenzene, 1,4-	106-46-7	E611D	2.27 mg/kg	2.16 mg/kg	105	50.0	140	----
		Dichlorodifluoromethane	75-71-8	E611D	2.25 mg/kg	2.16 mg/kg	104	50.0	140	----
		Dichloroethane, 1,1-	75-34-3	E611D	2.23 mg/kg	2.16 mg/kg	103	50.0	140	----
		Dichloroethane, 1,2-	107-06-2	E611D	2.23 mg/kg	2.16 mg/kg	103	50.0	140	----

Sub-Matrix: **Soil/Solid**

					Matrix Spike (MS) Report					
					Spike		Recovery (%)	Recovery Limits (%)		
Laboratory sample ID	Client sample ID	Analyte	CAS Number	Method	Concentration	Target	MS	Low	High	Qualifier
Volatile Organic Compounds (QCLot: 2345138) - continued										
WT2533082-001	Anonymous	Dichloroethylene, 1,1-	75-35-4	E611D	2.26 mg/kg	2.16 mg/kg	104	50.0	140	----
		Dichloroethylene, cis-1,2-	156-59-2	E611D	2.22 mg/kg	2.16 mg/kg	103	50.0	140	----
		Dichloroethylene, trans-1,2-	156-60-5	E611D	2.17 mg/kg	2.16 mg/kg	100	50.0	140	----
		Dichloromethane	75-09-2	E611D	2.17 mg/kg	2.16 mg/kg	100	50.0	140	----
		Dichloropropane, 1,2-	78-87-5	E611D	2.22 mg/kg	2.16 mg/kg	103	50.0	140	----
		Dichloropropylene, cis-1,3-	10061-01-5	E611D	2.12 mg/kg	2.16 mg/kg	97.8	50.0	140	----
		Dichloropropylene, trans-1,3-	10061-02-6	E611D	2.17 mg/kg	2.16 mg/kg	100	50.0	140	----
		Ethylbenzene	100-41-4	E611D	2.25 mg/kg	2.16 mg/kg	104	50.0	140	----
		Hexane, n-	110-54-3	E611D	2.16 mg/kg	2.16 mg/kg	99.9	50.0	140	----
		Methyl ethyl ketone [MEK]	78-93-3	E611D	2.33 mg/kg	2.16 mg/kg	108	50.0	140	----
		Methyl isobutyl ketone [MIBK]	108-10-1	E611D	2.45 mg/kg	2.16 mg/kg	113	50.0	140	----
		Methyl-tert-butyl ether [MTBE]	1634-04-4	E611D	2.14 mg/kg	2.16 mg/kg	99.0	50.0	140	----
		Styrene	100-42-5	E611D	2.11 mg/kg	2.16 mg/kg	97.5	50.0	140	----
		Tetrachloroethane, 1,1,1,2-	630-20-6	E611D	2.12 mg/kg	2.16 mg/kg	98.2	50.0	140	----
		Tetrachloroethane, 1,1,2,2-	79-34-5	E611D	2.32 mg/kg	2.16 mg/kg	107	50.0	140	----
		Tetrachloroethylene	127-18-4	E611D	2.07 mg/kg	2.16 mg/kg	95.8	50.0	140	----
		Toluene	108-88-3	E611D	2.24 mg/kg	2.16 mg/kg	103	50.0	140	----
		Trichloroethane, 1,1,1-	71-55-6	E611D	2.20 mg/kg	2.16 mg/kg	102	50.0	140	----
		Trichloroethane, 1,1,2-	79-00-5	E611D	2.15 mg/kg	2.16 mg/kg	99.4	50.0	140	----
		Trichloroethylene	79-01-6	E611D	2.16 mg/kg	2.16 mg/kg	99.8	50.0	140	----
		Trichlorofluoromethane	75-69-4	E611D	2.19 mg/kg	2.16 mg/kg	101	50.0	140	----
		Vinyl chloride	75-01-4	E611D	2.19 mg/kg	2.16 mg/kg	101	50.0	140	----
		Xylene, m+p-	179601-23-1	E611D	4.24 mg/kg	4.33 mg/kg	98.0	50.0	140	----
		Xylene, o-	95-47-6	E611D	2.23 mg/kg	2.16 mg/kg	103	50.0	140	----
Volatile Organic Compounds (QCLot: 2345420)										
WT2533107-030	BH25-11 SA4	Acetone	67-64-1	E611D	2.90 mg/kg	2.62 mg/kg	111	50.0	140	----
		Benzene	71-43-2	E611D	2.52 mg/kg	2.62 mg/kg	96.5	50.0	140	----
		Bromodichloromethane	75-27-4	E611D	3.19 mg/kg	2.62 mg/kg	122	50.0	140	----
		Bromoform	75-25-2	E611D	2.41 mg/kg	2.62 mg/kg	91.9	50.0	140	----
		Bromomethane	74-83-9	E611D	2.29 mg/kg	2.62 mg/kg	87.4	50.0	140	----
		Carbon tetrachloride	56-23-5	E611D	3.09 mg/kg	2.62 mg/kg	118	50.0	140	----
		Chlorobenzene	108-90-7	E611D	2.69 mg/kg	2.62 mg/kg	103	50.0	140	----
		Chloroform	67-66-3	E611D	3.18 mg/kg	2.62 mg/kg	122	50.0	140	----
		Dibromochloromethane	124-48-1	E611D	2.92 mg/kg	2.62 mg/kg	112	50.0	140	----
		Dibromoethane, 1,2-	106-93-4	E611D	2.78 mg/kg	2.62 mg/kg	106	50.0	140	----
		Dichlorobenzene, 1,2-	95-50-1	E611D	2.59 mg/kg	2.62 mg/kg	98.9	50.0	140	----
		Dichlorobenzene, 1,3-	541-73-1	E611D	2.56 mg/kg	2.62 mg/kg	98.0	50.0	140	----
		Dichlorobenzene, 1,4-	106-46-7	E611D	2.57 mg/kg	2.62 mg/kg	98.3	50.0	140	----
		Dichlorodifluoromethane	75-71-8	E611D	2.77 mg/kg	2.62 mg/kg	106	50.0	140	----
		Dichloroethane, 1,1-	75-34-3	E611D	2.60 mg/kg	2.62 mg/kg	99.4	50.0	140	----
		Dichloroethane, 1,2-	107-06-2	E611D	3.03 mg/kg	2.62 mg/kg	116	50.0	140	----
		Dichloroethylene, 1,1-	75-35-4	E611D	2.68 mg/kg	2.62 mg/kg	102	50.0	140	----
		Dichloroethylene, cis-1,2-	156-59-2	E611D	2.74 mg/kg	2.62 mg/kg	105	50.0	140	----
		Dichloroethylene, trans-1,2-	156-60-5	E611D	2.98 mg/kg	2.62 mg/kg	114	50.0	140	----

Sub-Matrix: **Soil/Solid**

					Matrix Spike (MS) Report					
					Spike		Recovery (%)	Recovery Limits (%)		
Laboratory sample ID	Client sample ID	Analyte	CAS Number	Method	Concentration	Target	MS	Low	High	Qualifier
Volatile Organic Compounds (QCLot: 2345420) - continued										
WT2533107-030	BH25-11 SA4	Dichloromethane	75-09-2	E611D	2.97 mg/kg	2.62 mg/kg	114	50.0	140	----
		Dichloropropane, 1,2-	78-87-5	E611D	2.68 mg/kg	2.62 mg/kg	103	50.0	140	----
		Dichloropropylene, cis-1,3-	10061-01-5	E611D	2.35 mg/kg	2.62 mg/kg	89.7	50.0	140	----
		Dichloropropylene, trans-1,3-	10061-02-6	E611D	2.30 mg/kg	2.62 mg/kg	87.8	50.0	140	----
		Ethylbenzene	100-41-4	E611D	2.32 mg/kg	2.62 mg/kg	88.5	50.0	140	----
		Hexane, n-	110-54-3	E611D	2.45 mg/kg	2.62 mg/kg	93.7	50.0	140	----
		Methyl ethyl ketone [MEK]	78-93-3	E611D	2.54 mg/kg	2.62 mg/kg	96.9	50.0	140	----
		Methyl isobutyl ketone [MIBK]	108-10-1	E611D	2.31 mg/kg	2.62 mg/kg	88.3	50.0	140	----
		Methyl-tert-butyl ether [MTBE]	1634-04-4	E611D	2.57 mg/kg	2.62 mg/kg	98.0	50.0	140	----
		Styrene	100-42-5	E611D	2.23 mg/kg	2.62 mg/kg	85.3	50.0	140	----
		Tetrachloroethane, 1,1,1,2-	630-20-6	E611D	2.88 mg/kg	2.62 mg/kg	110	50.0	140	----
		Tetrachloroethane, 1,1,2,2-	79-34-5	E611D	2.69 mg/kg	2.62 mg/kg	103	50.0	140	----
		Tetrachloroethylene	127-18-4	E611D	2.62 mg/kg	2.62 mg/kg	100	50.0	140	----
		Toluene	108-88-3	E611D	2.36 mg/kg	2.62 mg/kg	90.3	50.0	140	----
		Trichloroethane, 1,1,1-	71-55-6	E611D	3.00 mg/kg	2.62 mg/kg	115	50.0	140	----
		Trichloroethane, 1,1,2-	79-00-5	E611D	2.76 mg/kg	2.62 mg/kg	105	50.0	140	----
		Trichloroethylene	79-01-6	E611D	3.09 mg/kg	2.62 mg/kg	118	50.0	140	----
		Trichlorofluoromethane	75-69-4	E611D	3.05 mg/kg	2.62 mg/kg	116	50.0	140	----
		Vinyl chloride	75-01-4	E611D	2.50 mg/kg	2.62 mg/kg	95.4	50.0	140	----
		Xylene, m+p-	179601-23-1	E611D	4.87 mg/kg	5.23 mg/kg	93.0	50.0	140	----
		Xylene, o-	95-47-6	E611D	2.38 mg/kg	2.62 mg/kg	90.9	50.0	140	----
Volatile Organic Compounds (QCLot: 2346891)										
WT2533107-034	BH25-12 SA3	Benzene	71-43-2	E611A	2.73 mg/kg	2.51 mg/kg	109	60.0	140	----
		Ethylbenzene	100-41-4	E611A	2.57 mg/kg	2.51 mg/kg	102	60.0	140	----
		Toluene	108-88-3	E611A	2.77 mg/kg	2.51 mg/kg	110	60.0	140	----
		Xylene, m+p-	179601-23-1	E611A	5.26 mg/kg	5.01 mg/kg	105	60.0	140	----
		Xylene, o-	95-47-6	E611A	2.61 mg/kg	2.51 mg/kg	104	60.0	140	----
Volatile Organic Compounds (QCLot: 2353794)										
WT2533966-006	Anonymous	Acetone	67-64-1	E611D	2.80 mg/kg	2.11 mg/kg	133	50.0	140	----
		Benzene	71-43-2	E611D	2.10 mg/kg	2.11 mg/kg	99.4	50.0	140	----
		Bromodichloromethane	75-27-4	E611D	2.18 mg/kg	2.11 mg/kg	103	50.0	140	----
		Bromoform	75-25-2	E611D	2.17 mg/kg	2.11 mg/kg	103	50.0	140	----
		Bromomethane	74-83-9	E611D	1.48 mg/kg	2.11 mg/kg	70.1	50.0	140	----
		Carbon tetrachloride	56-23-5	E611D	1.93 mg/kg	2.11 mg/kg	91.1	50.0	140	----
		Chlorobenzene	108-90-7	E611D	2.10 mg/kg	2.11 mg/kg	99.2	50.0	140	----
		Chloroform	67-66-3	E611D	2.14 mg/kg	2.11 mg/kg	101	50.0	140	----
		Dibromochloromethane	124-48-1	E611D	2.20 mg/kg	2.11 mg/kg	104	50.0	140	----
		Dibromoethane, 1,2-	106-93-4	E611D	2.23 mg/kg	2.11 mg/kg	105	50.0	140	----
		Dichlorobenzene, 1,2-	95-50-1	E611D	2.14 mg/kg	2.11 mg/kg	101	50.0	140	----
		Dichlorobenzene, 1,3-	541-73-1	E611D	2.06 mg/kg	2.11 mg/kg	97.5	50.0	140	----
		Dichlorobenzene, 1,4-	106-46-7	E611D	2.10 mg/kg	2.11 mg/kg	99.1	50.0	140	----
		Dichlorodifluoromethane	75-71-8	E611D	1.75 mg/kg	2.11 mg/kg	82.8	50.0	140	----
		Dichloroethane, 1,1-	75-34-3	E611D	2.08 mg/kg	2.11 mg/kg	98.4	50.0	140	----

Sub-Matrix: **Soil/Solid**

					Matrix Spike (MS) Report					
					Spike		Recovery (%)	Recovery Limits (%)		
Laboratory sample ID	Client sample ID	Analyte	CAS Number	Method	Concentration	Target	MS	Low	High	Qualifier
Volatile Organic Compounds (QCLot: 2353794) - continued										
WT2533966-006	Anonymous	Dichloroethane, 1,2-	107-06-2	E611D	2.32 mg/kg	2.11 mg/kg	110	50.0	140	----
		Dichloroethylene, 1,1-	75-35-4	E611D	1.92 mg/kg	2.11 mg/kg	90.9	50.0	140	----
		Dichloroethylene, cis-1,2-	156-59-2	E611D	2.13 mg/kg	2.11 mg/kg	101	50.0	140	----
		Dichloroethylene, trans-1,2-	156-60-5	E611D	2.04 mg/kg	2.11 mg/kg	96.3	50.0	140	----
		Dichloromethane	75-09-2	E611D	2.13 mg/kg	2.11 mg/kg	101	50.0	140	----
		Dichloropropane, 1,2-	78-87-5	E611D	2.16 mg/kg	2.11 mg/kg	102	50.0	140	----
		Dichloropropylene, cis-1,3-	10061-01-5	E611D	1.97 mg/kg	2.11 mg/kg	93.4	50.0	140	----
		Dichloropropylene, trans-1,3-	10061-02-6	E611D	2.13 mg/kg	2.11 mg/kg	100	50.0	140	----
		Ethylbenzene	100-41-4	E611D	2.02 mg/kg	2.11 mg/kg	95.6	50.0	140	----
		Hexane, n-	110-54-3	E611D	1.85 mg/kg	2.11 mg/kg	87.3	50.0	140	----
		Methyl ethyl ketone [MEK]	78-93-3	E611D	2.42 mg/kg	2.11 mg/kg	115	50.0	140	----
		Methyl isobutyl ketone [MIBK]	108-10-1	E611D	2.53 mg/kg	2.11 mg/kg	120	50.0	140	----
		Methyl-tert-butyl ether [MTBE]	1634-04-4	E611D	2.03 mg/kg	2.11 mg/kg	96.2	50.0	140	----
		Styrene	100-42-5	E611D	1.97 mg/kg	2.11 mg/kg	93.3	50.0	140	----
		Tetrachloroethane, 1,1,1,2-	630-20-6	E611D	2.02 mg/kg	2.11 mg/kg	95.5	50.0	140	----
		Tetrachloroethane, 1,1,2,2-	79-34-5	E611D	2.29 mg/kg	2.11 mg/kg	108	50.0	140	----
		Tetrachloroethylene	127-18-4	E611D	1.88 mg/kg	2.11 mg/kg	88.7	50.0	140	----
		Toluene	108-88-3	E611D	2.04 mg/kg	2.11 mg/kg	96.6	50.0	140	----
		Trichloroethane, 1,1,1-	71-55-6	E611D	1.93 mg/kg	2.11 mg/kg	91.3	50.0	140	----
		Trichloroethane, 1,1,2-	79-00-5	E611D	2.21 mg/kg	2.11 mg/kg	105	50.0	140	----
		Trichloroethylene	79-01-6	E611D	1.98 mg/kg	2.11 mg/kg	93.4	50.0	140	----
		Trichlorofluoromethane	75-69-4	E611D	1.86 mg/kg	2.11 mg/kg	87.9	50.0	140	----
		Vinyl chloride	75-01-4	E611D	1.80 mg/kg	2.11 mg/kg	85.0	50.0	140	----
		Xylene, m+p-	179601-23-1	E611D	4.28 mg/kg	4.23 mg/kg	101	50.0	140	----
		Xylene, o-	95-47-6	E611D	2.06 mg/kg	2.11 mg/kg	97.3	50.0	140	----
Volatile Organic Compounds (QCLot: 2353796)										
WT2533966-009	Anonymous	Benzene	71-43-2	E611A	2.17 mg/kg	2.12 mg/kg	102	60.0	140	----
		Ethylbenzene	100-41-4	E611A	1.93 mg/kg	2.12 mg/kg	90.9	60.0	140	----
		Toluene	108-88-3	E611A	2.23 mg/kg	2.12 mg/kg	105	60.0	140	----
		Xylene, m+p-	179601-23-1	E611A	3.99 mg/kg	4.24 mg/kg	94.1	60.0	140	----
		Xylene, o-	95-47-6	E611A	2.08 mg/kg	2.12 mg/kg	97.9	60.0	140	----
Hydrocarbons (QCLot: 2343772)										
WT2533107-003	BH25-05 SA1	F2 (C10-C16)	----	E601.SG-L	533 mg/kg	541 mg/kg	98.6	60.0	140	----
		F3 (C16-C34)	----	E601.SG-L	1160 mg/kg	1120 mg/kg	104	60.0	140	----
		F4 (C34-C50)	----	E601.SG-L	645 mg/kg	604 mg/kg	107	60.0	140	----
Hydrocarbons (QCLot: 2344340)										
WT2533107-001	BH25-04 SA2	F1 (C6-C10)	----	E581.F1	42.3 mg/kg	45.9 mg/kg	92.2	60.0	140	----
Hydrocarbons (QCLot: 2344582)										
WT2533107-043	BH25-05 SA6-DUP	F2 (C10-C16)	----	E601.SG-L	538 mg/kg	534 mg/kg	101	60.0	140	----
		F3 (C16-C34)	----	E601.SG-L	1190 mg/kg	1100 mg/kg	108	60.0	140	----
		F4 (C34-C50)	----	E601.SG-L	630 mg/kg	595 mg/kg	106	60.0	140	----

Sub-Matrix: **Soil/Solid**

					Matrix Spike (MS) Report					
					Spike		Recovery (%)	Recovery Limits (%)		
Laboratory sample ID	Client sample ID	Analyte	CAS Number	Method	Concentration	Target	MS	Low	High	Qualifier
Hydrocarbons (QCLot: 2345137)										
WT2533082-001	Anonymous	F1 (C6-C10)	----	E581.F1	44.6 mg/kg	43.3 mg/kg	103	60.0	140	----
Hydrocarbons (QCLot: 2345422)										
WT2533107-030	BH25-11 SA4	F1 (C6-C10)	----	E581.F1	55.5 mg/kg	52.3 mg/kg	106	60.0	140	----
Hydrocarbons (QCLot: 2346892)										
WT2533107-034	BH25-12 SA3	F1 (C6-C10)	----	E581.F1	48.8 mg/kg	50.1 mg/kg	97.4	60.0	140	----
Hydrocarbons (QCLot: 2348392)										
WT2532921-001	Anonymous	F2 (C10-C16)	----	E601.SG-L	518 mg/kg	563 mg/kg	92.0	60.0	140	----
		F3 (C16-C34)	----	E601.SG-L	1150 mg/kg	1160 mg/kg	99.5	60.0	140	----
		F4 (C34-C50)	----	E601.SG-L	627 mg/kg	628 mg/kg	99.8	60.0	140	----
Hydrocarbons (QCLot: 2350493)										
WT2533107-044	BH25-06 SA2-DUP	F2 (C10-C16)	----	E601.SG-L	487 mg/kg	522 mg/kg	93.3	60.0	140	----
		F3 (C16-C34)	----	E601.SG-L	1050 mg/kg	1080 mg/kg	97.2	60.0	140	----
		F4 (C34-C50)	----	E601.SG-L	553 mg/kg	583 mg/kg	94.9	60.0	140	----
Hydrocarbons (QCLot: 2353319)										
WT2530336-001	Anonymous	F2 (C10-C16)	----	E601.SG-L	497 mg/kg	530 mg/kg	93.9	60.0	140	----
		F3 (C16-C34)	----	E601.SG-L	1080 mg/kg	1090 mg/kg	98.9	60.0	140	----
		F4 (C34-C50)	----	E601.SG-L	575 mg/kg	591 mg/kg	97.3	60.0	140	----
Hydrocarbons (QCLot: 2353795)										
WT2533966-006	Anonymous	F1 (C6-C10)	----	E581.F1	39.7 mg/kg	42.3 mg/kg	93.8	60.0	140	----
Hydrocarbons (QCLot: 2353797)										
WT2533966-009	Anonymous	F1 (C6-C10)	----	E581.F1	34.4 mg/kg	42.4 mg/kg	81.1	60.0	140	----
Polycyclic Aromatic Hydrocarbons (QCLot: 2343771)										
WT2533107-003	BH25-05 SA1	Acenaphthene	83-32-9	E641A	0.387 mg/kg	0.401 mg/kg	96.4	50.0	140	----
		Acenaphthylene	208-96-8	E641A	0.371 mg/kg	0.401 mg/kg	92.6	50.0	140	----
		Anthracene	120-12-7	E641A	0.356 mg/kg	0.401 mg/kg	88.9	50.0	140	----
		Benz(a)anthracene	56-55-3	E641A	0.378 mg/kg	0.401 mg/kg	94.3	50.0	140	----
		Benzo(a)pyrene	50-32-8	E641A	0.351 mg/kg	0.401 mg/kg	87.5	50.0	140	----
		Benzo(b+j)fluoranthene	n/a	E641A	0.377 mg/kg	0.401 mg/kg	94.0	50.0	140	----
		Benzo(g,h,i)perylene	191-24-2	E641A	0.346 mg/kg	0.401 mg/kg	86.3	50.0	140	----
		Benzo(k)fluoranthene	207-08-9	E641A	0.368 mg/kg	0.401 mg/kg	91.8	50.0	140	----
		Chrysene	218-01-9	E641A	0.378 mg/kg	0.401 mg/kg	94.3	50.0	140	----
		Dibenz(a,h)anthracene	53-70-3	E641A	0.349 mg/kg	0.401 mg/kg	87.0	50.0	140	----
		Fluoranthene	206-44-0	E641A	0.361 mg/kg	0.401 mg/kg	90.1	50.0	140	----
		Fluorene	86-73-7	E641A	0.358 mg/kg	0.401 mg/kg	89.2	50.0	140	----
		Indeno(1,2,3-c,d)pyrene	193-39-5	E641A	0.363 mg/kg	0.401 mg/kg	90.5	50.0	140	----
		Methylnaphthalene, 1-	90-12-0	E641A	0.362 mg/kg	0.401 mg/kg	90.2	50.0	140	----
		Methylnaphthalene, 2-	91-57-6	E641A	0.398 mg/kg	0.401 mg/kg	99.2	50.0	140	----
		Naphthalene	91-20-3	E641A	0.350 mg/kg	0.401 mg/kg	87.4	50.0	140	----
		Phenanthrene	85-01-8	E641A	0.356 mg/kg	0.401 mg/kg	88.7	50.0	140	----

Sub-Matrix: **Soil/Solid**

					Matrix Spike (MS) Report					
					Spike		Recovery (%)	Recovery Limits (%)		
Laboratory sample ID	Client sample ID	Analyte	CAS Number	Method	Concentration	Target	MS	Low	High	Qualifier
Polycyclic Aromatic Hydrocarbons (QCLot: 2343771) - continued										
WT2533107-003	BH25-05 SA1	Pyrene	129-00-0	E641A	0.356 mg/kg	0.401 mg/kg	88.9	50.0	140	----
Polycyclic Aromatic Hydrocarbons (QCLot: 2344583)										
WT2533107-043	BH25-05 SA6-DUP	Acenaphthene	83-32-9	E641A	0.411 mg/kg	0.398 mg/kg	103	50.0	140	----
		Acenaphthylene	208-96-8	E641A	0.389 mg/kg	0.398 mg/kg	97.5	50.0	140	----
		Anthracene	120-12-7	E641A	0.367 mg/kg	0.398 mg/kg	92.1	50.0	140	----
		Benz(a)anthracene	56-55-3	E641A	0.402 mg/kg	0.398 mg/kg	101	50.0	140	----
		Benzo(a)pyrene	50-32-8	E641A	0.381 mg/kg	0.398 mg/kg	95.6	50.0	140	----
		Benzo(b+j)fluoranthene	n/a	E641A	0.422 mg/kg	0.398 mg/kg	106	50.0	140	----
		Benzo(g,h,i)perylene	191-24-2	E641A	0.381 mg/kg	0.398 mg/kg	95.6	50.0	140	----
		Benzo(k)fluoranthene	207-08-9	E641A	0.392 mg/kg	0.398 mg/kg	98.3	50.0	140	----
		Chrysene	218-01-9	E641A	0.393 mg/kg	0.398 mg/kg	98.7	50.0	140	----
		Dibenz(a,h)anthracene	53-70-3	E641A	0.385 mg/kg	0.398 mg/kg	96.8	50.0	140	----
		Fluoranthene	206-44-0	E641A	0.383 mg/kg	0.398 mg/kg	96.2	50.0	140	----
		Fluorene	86-73-7	E641A	0.388 mg/kg	0.398 mg/kg	97.4	50.0	140	----
		Indeno(1,2,3-c,d)pyrene	193-39-5	E641A	0.396 mg/kg	0.398 mg/kg	99.4	50.0	140	----
		Methylnaphthalene, 1-	90-12-0	E641A	0.351 mg/kg	0.398 mg/kg	88.0	50.0	140	----
		Methylnaphthalene, 2-	91-57-6	E641A	0.388 mg/kg	0.398 mg/kg	97.5	50.0	140	----
		Naphthalene	91-20-3	E641A	0.299 mg/kg	0.398 mg/kg	75.2	50.0	140	----
		Phenanthrene	85-01-8	E641A	0.376 mg/kg	0.398 mg/kg	94.5	50.0	140	----
		Pyrene	129-00-0	E641A	0.373 mg/kg	0.398 mg/kg	93.7	50.0	140	----
Polycyclic Aromatic Hydrocarbons (QCLot: 2350494)										
WT2533107-044	BH25-06 SA2-DUP	Acenaphthene	83-32-9	E641A	0.398 mg/kg	0.393 mg/kg	101	50.0	140	----
		Acenaphthylene	208-96-8	E641A	0.386 mg/kg	0.393 mg/kg	98.1	50.0	140	----
		Anthracene	120-12-7	E641A	0.350 mg/kg	0.393 mg/kg	89.1	50.0	140	----
		Benz(a)anthracene	56-55-3	E641A	0.374 mg/kg	0.393 mg/kg	95.0	50.0	140	----
		Benzo(a)pyrene	50-32-8	E641A	0.368 mg/kg	0.393 mg/kg	93.6	50.0	140	----
		Benzo(b+j)fluoranthene	n/a	E641A	0.395 mg/kg	0.393 mg/kg	100	50.0	140	----
		Benzo(g,h,i)perylene	191-24-2	E641A	0.374 mg/kg	0.393 mg/kg	95.0	50.0	140	----
		Benzo(k)fluoranthene	207-08-9	E641A	0.382 mg/kg	0.393 mg/kg	97.2	50.0	140	----
		Chrysene	218-01-9	E641A	0.368 mg/kg	0.393 mg/kg	93.5	50.0	140	----
		Dibenz(a,h)anthracene	53-70-3	E641A	0.375 mg/kg	0.393 mg/kg	95.4	50.0	140	----
		Fluoranthene	206-44-0	E641A	0.374 mg/kg	0.393 mg/kg	95.0	50.0	140	----
		Fluorene	86-73-7	E641A	0.370 mg/kg	0.393 mg/kg	94.0	50.0	140	----
		Indeno(1,2,3-c,d)pyrene	193-39-5	E641A	0.394 mg/kg	0.393 mg/kg	100	50.0	140	----
		Methylnaphthalene, 1-	90-12-0	E641A	0.375 mg/kg	0.393 mg/kg	95.4	50.0	140	----
		Methylnaphthalene, 2-	91-57-6	E641A	0.417 mg/kg	0.393 mg/kg	106	50.0	140	----
		Naphthalene	91-20-3	E641A	0.382 mg/kg	0.393 mg/kg	97.1	50.0	140	----
		Phenanthrene	85-01-8	E641A	0.354 mg/kg	0.393 mg/kg	90.0	50.0	140	----
		Pyrene	129-00-0	E641A	0.364 mg/kg	0.393 mg/kg	92.5	50.0	140	----
Polycyclic Aromatic Hydrocarbons (QCLot: 2353320)										
WT2530336-001	Anonymous	Acenaphthene	83-32-9	E641A	0.389 mg/kg	0.395 mg/kg	98.5	50.0	140	----
		Acenaphthylene	208-96-8	E641A	0.367 mg/kg	0.395 mg/kg	92.9	50.0	140	----
		Anthracene	120-12-7	E641A	0.349 mg/kg	0.395 mg/kg	88.4	50.0	140	----

Sub-Matrix: **Soil/Solid**

					Matrix Spike (MS) Report					
					Spike		Recovery (%)	Recovery Limits (%)		
Laboratory sample ID	Client sample ID	Analyte	CAS Number	Method	Concentration	Target	MS	Low	High	Qualifier
Polycyclic Aromatic Hydrocarbons (QCLot: 2353320) - continued										
WT2530336-001	Anonymous	Benz(a)anthracene	56-55-3	E641A	0.399 mg/kg	0.395 mg/kg	101	50.0	140	----
		Benzo(a)pyrene	50-32-8	E641A	0.336 mg/kg	0.395 mg/kg	85.1	50.0	140	----
		Benzo(b+j)fluoranthene	n/a	E641A	0.390 mg/kg	0.395 mg/kg	98.7	50.0	140	----
		Benzo(g,h,i)perylene	191-24-2	E641A	0.312 mg/kg	0.395 mg/kg	79.1	50.0	140	----
		Benzo(k)fluoranthene	207-08-9	E641A	0.375 mg/kg	0.395 mg/kg	94.9	50.0	140	----
		Chrysene	218-01-9	E641A	0.407 mg/kg	0.395 mg/kg	103	50.0	140	----
		Dibenz(a,h)anthracene	53-70-3	E641A	0.336 mg/kg	0.395 mg/kg	85.1	50.0	140	----
		Fluoranthene	206-44-0	E641A	0.362 mg/kg	0.395 mg/kg	91.7	50.0	140	----
		Fluorene	86-73-7	E641A	0.358 mg/kg	0.395 mg/kg	90.6	50.0	140	----
		Indeno(1,2,3-c,d)pyrene	193-39-5	E641A	0.335 mg/kg	0.395 mg/kg	84.8	50.0	140	----
		Methylnaphthalene, 1-	90-12-0	E641A	0.363 mg/kg	0.395 mg/kg	92.0	50.0	140	----
		Methylnaphthalene, 2-	91-57-6	E641A	0.400 mg/kg	0.395 mg/kg	101	50.0	140	----
		Naphthalene	91-20-3	E641A	0.349 mg/kg	0.395 mg/kg	88.4	50.0	140	----
		Phenanthrene	85-01-8	E641A	0.355 mg/kg	0.395 mg/kg	89.9	50.0	140	----
		Pyrene	129-00-0	E641A	0.357 mg/kg	0.395 mg/kg	90.4	50.0	140	----
Polychlorinated Biphenyls (QCLot: 2350479)										
WT2533744-001	Anonymous	Aroclor 1242	53469-21-9	E687	ND mg/kg	----	ND	50.0	150	RRQC
		Aroclor 1254	11097-69-1	E687	ND mg/kg	----	ND	50.0	150	RRQC
		Aroclor 1260	11096-82-5	E687	ND mg/kg	----	ND	50.0	150	RRQC
Polychlorinated Biphenyls (QCLot: 2355360)										
WT2533107-005	BH25-06 SA2	Aroclor 1016	12674-11-2	E687	0.008 mg/kg	0.01 mg/kg	84.3	50.0	150	----
		Aroclor 1221	11104-28-2	E687	0.008 mg/kg	0.01 mg/kg	84.3	50.0	150	----
		Aroclor 1232	11141-16-5	E687	0.008 mg/kg	0.01 mg/kg	84.3	50.0	150	----
		Aroclor 1242	53469-21-9	E687	0.008 mg/kg	0.01 mg/kg	82.8	50.0	150	----
		Aroclor 1248	12672-29-6	E687	0.008 mg/kg	0.01 mg/kg	84.3	50.0	150	----
		Aroclor 1254	11097-69-1	E687	0.007 mg/kg	0.01 mg/kg	71.3	50.0	150	----
		Aroclor 1260	11096-82-5	E687	0.007 mg/kg	0.01 mg/kg	74.4	50.0	150	----
		Aroclor 1262	37324-23-5	E687	0.007 mg/kg	0.01 mg/kg	75.2	50.0	150	----
		Aroclor 1268	11100-14-4	E687	0.007 mg/kg	0.01 mg/kg	75.2	50.0	150	----

Qualifiers

Qualifier	Description
RRQC	*Refer to report comments for information regarding this QC result.*

Reference Material (RM) Report

A Reference Material (RM) is a homogenous material with known and well-established analyte concentrations. RMs are processed in an identical manner to test samples, and are used to monitor and control the accuracy and precision of a test method for a typical sample matrix. RM results are expressed as percent recovery of the target analyte concentration. RM targets may be certified target concentrations provided by the RM supplier, or may be ALS long-term mean values (for empirical test methods).

Sub-Matrix:

					Reference Material (RM) Report				
					RM Target	Recovery (%)	Recovery Limits (%)		
Laboratory sample ID	Reference Material ID	Analyte	CAS Number	Method	Concentration	RM	Low	High	Qualifier
Physical Tests (QCLot: 2343776)									
QC-2343776-003	RM	Conductivity (1:2 leachate)	----	E100-L	888 µS/cm	107	70.0	130	----
Physical Tests (QCLot: 2344573)									
QC-2344573-003	RM	Conductivity (1:2 leachate)	----	E100-L	888 µS/cm	103	70.0	130	----
Physical Tests (QCLot: 2347491)									
QC-2347491-003	RM	Conductivity (1:2 leachate)	----	E100-L	888 µS/cm	99.5	70.0	130	----
Physical Tests (QCLot: 2355837)									
QC-2355837-003	RM	Conductivity (1:2 leachate)	----	E100-L	888 µS/cm	106	70.0	130	----
Metals (QCLot: 2343775)									
QC-2343775-003	RM	Calcium, soluble ion content	7440-70-2	E484	75.7 mg/L	115	70.0	130	----
QC-2343775-003	RM	Magnesium, soluble ion content	7439-95-4	E484	11.3 mg/L	109	70.0	130	----
QC-2343775-003	RM	Sodium, soluble ion content	17341-25-2	E484	47.1 mg/L	109	70.0	130	----
Metals (QCLot: 2343777)									
QC-2343777-003	RM	Boron, hot water soluble	7440-42-8	E487	0.572 mg/kg	119	60.0	140	----
Metals (QCLot: 2343778)									
QC-2343778-003	RM	Mercury	7439-97-6	E510C	0.068 mg/kg	97.0	70.0	130	----
Metals (QCLot: 2343779)									
QC-2343779-003	RM	Antimony	7440-36-0	E440C	24.8 mg/kg	84.5	70.0	130	----
QC-2343779-003	RM	Arsenic	7440-38-2	E440C	21.2 mg/kg	98.3	70.0	130	----
QC-2343779-003	RM	Barium	7440-39-3	E440C	788 mg/kg	112	70.0	130	----
QC-2343779-003	RM	Beryllium	7440-41-7	E440C	1.82 mg/kg	103	70.0	130	----
QC-2343779-003	RM	Cadmium	7440-43-9	E440C	2.15 mg/kg	101	70.0	130	----
QC-2343779-003	RM	Chromium	7440-47-3	E440C	56.9 mg/kg	100	70.0	130	----
QC-2343779-003	RM	Cobalt	7440-48-4	E440C	32 mg/kg	101	70.0	130	----
QC-2343779-003	RM	Copper	7440-50-8	E440C	969 mg/kg	108	70.0	130	----
QC-2343779-003	RM	Lead	7439-92-1	E440C	919 mg/kg	97.9	70.0	130	----
QC-2343779-003	RM	Molybdenum	7439-98-7	E440C	25.1 mg/kg	99.3	70.0	130	----
QC-2343779-003	RM	Nickel	7440-02-0	E440C	1000 mg/kg	108	70.0	130	----
QC-2343779-003	RM	Selenium	7782-49-2	E440C	1.04 mg/kg	102	60.0	140	----
QC-2343779-003	RM	Silver	7440-22-4	E440C	8.98 mg/kg	90.2	70.0	130	----
QC-2343779-003	RM	Thallium	7440-28-0	E440C	0.907 mg/kg	94.4	70.0	130	----
QC-2343779-003	RM	Uranium	7440-61-1	E440C	3.97 mg/kg	88.8	70.0	130	----
QC-2343779-003	RM	Vanadium	7440-62-2	E440C	66.2 mg/kg	102	70.0	130	----

Sub-Matrix:

Laboratory sample ID	Reference Material ID	Analyte	CAS Number	Method	Reference Material (RM) Report: RM Target Concentration	Recovery (%) RM	Recovery Limits (%) Low	Recovery Limits (%) High	Qualifier
Metals (QCLot: 2343779) - continued									
QC-2343779-003	RM	Zinc	7440-66-6	E440C	828 mg/kg	98.6	70.0	130	----
Metals (QCLot: 2344574)									
QC-2344574-003	RM	Calcium, soluble ion content	7440-70-2	E484	75.7 mg/L	117	70.0	130	----
QC-2344574-003	RM	Magnesium, soluble ion content	7439-95-4	E484	11.3 mg/L	110	70.0	130	----
QC-2344574-003	RM	Sodium, soluble ion content	17341-25-2	E484	47.1 mg/L	108	70.0	130	----
Metals (QCLot: 2344579)									
QC-2344579-003	RM	Antimony	7440-36-0	E440C	24.8 mg/kg	94.8	70.0	130	----
QC-2344579-003	RM	Arsenic	7440-38-2	E440C	21.2 mg/kg	100	70.0	130	----
QC-2344579-003	RM	Barium	7440-39-3	E440C	788 mg/kg	106	70.0	130	----
QC-2344579-003	RM	Beryllium	7440-41-7	E440C	1.82 mg/kg	109	70.0	130	----
QC-2344579-003	RM	Cadmium	7440-43-9	E440C	2.15 mg/kg	101	70.0	130	----
QC-2344579-003	RM	Chromium	7440-47-3	E440C	56.9 mg/kg	102	70.0	130	----
QC-2344579-003	RM	Cobalt	7440-48-4	E440C	32 mg/kg	100	70.0	130	----
QC-2344579-003	RM	Copper	7440-50-8	E440C	969 mg/kg	102	70.0	130	----
QC-2344579-003	RM	Lead	7439-92-1	E440C	919 mg/kg	94.9	70.0	130	----
QC-2344579-003	RM	Molybdenum	7439-98-7	E440C	25.1 mg/kg	99.3	70.0	130	----
QC-2344579-003	RM	Nickel	7440-02-0	E440C	1000 mg/kg	104	70.0	130	----
QC-2344579-003	RM	Selenium	7782-49-2	E440C	1.04 mg/kg	99.8	60.0	140	----
QC-2344579-003	RM	Silver	7440-22-4	E440C	8.98 mg/kg	95.0	70.0	130	----
QC-2344579-003	RM	Thallium	7440-28-0	E440C	0.907 mg/kg	113	70.0	130	----
QC-2344579-003	RM	Uranium	7440-61-1	E440C	3.97 mg/kg	99.6	70.0	130	----
QC-2344579-003	RM	Vanadium	7440-62-2	E440C	66.2 mg/kg	101	70.0	130	----
QC-2344579-003	RM	Zinc	7440-66-6	E440C	828 mg/kg	99.5	70.0	130	----
Metals (QCLot: 2344581)									
QC-2344581-003	RM	Mercury	7439-97-6	E510C	0.068 mg/kg	103	70.0	130	----
Metals (QCLot: 2344585)									
QC-2344585-003	RM	Boron, hot water soluble	7440-42-8	E487	0.572 mg/kg	76.1	60.0	140	----
Metals (QCLot: 2347492)									
QC-2347492-003	RM	Calcium, soluble ion content	7440-70-2	E484	75.7 mg/L	114	70.0	130	----
QC-2347492-003	RM	Magnesium, soluble ion content	7439-95-4	E484	11.3 mg/L	110	70.0	130	----
QC-2347492-003	RM	Sodium, soluble ion content	17341-25-2	E484	47.1 mg/L	111	70.0	130	----
Metals (QCLot: 2347493)									
QC-2347493-003	RM	Boron, hot water soluble	7440-42-8	E487	0.572 mg/kg	95.0	60.0	140	----
Metals (QCLot: 2347494)									
QC-2347494-003	RM	Mercury	7439-97-6	E510C	0.068 mg/kg	103	70.0	130	----
Metals (QCLot: 2347495)									
QC-2347495-003	RM	Antimony	7440-36-0	E440C	24.8 mg/kg	91.2	70.0	130	----

Sub-Matrix:

Laboratory sample ID	Reference Material ID	Analyte	CAS Number	Method	Reference Material (RM) Report: RM Target Concentration	Recovery (%) RM	Recovery Limits (%) Low	Recovery Limits (%) High	Qualifier
Metals (QCLot: 2347495) - continued									
QC-2347495-003	RM	Arsenic	7440-38-2	E440C	21.2 mg/kg	101	70.0	130	----
QC-2347495-003	RM	Barium	7440-39-3	E440C	788 mg/kg	112	70.0	130	----
QC-2347495-003	RM	Beryllium	7440-41-7	E440C	1.82 mg/kg	101	70.0	130	----
QC-2347495-003	RM	Cadmium	7440-43-9	E440C	2.15 mg/kg	106	70.0	130	----
QC-2347495-003	RM	Chromium	7440-47-3	E440C	56.9 mg/kg	102	70.0	130	----
QC-2347495-003	RM	Cobalt	7440-48-4	E440C	32 mg/kg	102	70.0	130	----
QC-2347495-003	RM	Copper	7440-50-8	E440C	969 mg/kg	113	70.0	130	----
QC-2347495-003	RM	Lead	7439-92-1	E440C	919 mg/kg	98.8	70.0	130	----
QC-2347495-003	RM	Molybdenum	7439-98-7	E440C	25.1 mg/kg	102	70.0	130	----
QC-2347495-003	RM	Nickel	7440-02-0	E440C	1000 mg/kg	115	70.0	130	----
QC-2347495-003	RM	Selenium	7782-49-2	E440C	1.04 mg/kg	99.2	60.0	140	----
QC-2347495-003	RM	Silver	7440-22-4	E440C	8.98 mg/kg	93.9	70.0	130	----
QC-2347495-003	RM	Thallium	7440-28-0	E440C	0.907 mg/kg	94.4	70.0	130	----
QC-2347495-003	RM	Uranium	7440-61-1	E440C	3.97 mg/kg	92.5	70.0	130	----
QC-2347495-003	RM	Vanadium	7440-62-2	E440C	66.2 mg/kg	103	70.0	130	----
QC-2347495-003	RM	Zinc	7440-66-6	E440C	828 mg/kg	100	70.0	130	----
Metals (QCLot: 2355833)									
QC-2355833-003	RM	Mercury	7439-97-6	E510C	0.068 mg/kg	107	70.0	130	----
Metals (QCLot: 2355834)									
QC-2355834-003	RM	Antimony	7440-36-0	E440C	24.8 mg/kg	87.1	70.0	130	----
QC-2355834-003	RM	Arsenic	7440-38-2	E440C	21.2 mg/kg	97.2	70.0	130	----
QC-2355834-003	RM	Barium	7440-39-3	E440C	788 mg/kg	106	70.0	130	----
QC-2355834-003	RM	Beryllium	7440-41-7	E440C	1.82 mg/kg	100	70.0	130	----
QC-2355834-003	RM	Cadmium	7440-43-9	E440C	2.15 mg/kg	99.8	70.0	130	----
QC-2355834-003	RM	Chromium	7440-47-3	E440C	56.9 mg/kg	99.4	70.0	130	----
QC-2355834-003	RM	Cobalt	7440-48-4	E440C	32 mg/kg	97.0	70.0	130	----
QC-2355834-003	RM	Copper	7440-50-8	E440C	969 mg/kg	106	70.0	130	----
QC-2355834-003	RM	Lead	7439-92-1	E440C	919 mg/kg	96.1	70.0	130	----
QC-2355834-003	RM	Molybdenum	7439-98-7	E440C	25.1 mg/kg	97.2	70.0	130	----
QC-2355834-003	RM	Nickel	7440-02-0	E440C	1000 mg/kg	107	70.0	130	----
QC-2355834-003	RM	Selenium	7782-49-2	E440C	1.04 mg/kg	109	60.0	140	----
QC-2355834-003	RM	Silver	7440-22-4	E440C	8.98 mg/kg	88.3	70.0	130	----
QC-2355834-003	RM	Thallium	7440-28-0	E440C	0.907 mg/kg	94.1	70.0	130	----
QC-2355834-003	RM	Uranium	7440-61-1	E440C	3.97 mg/kg	100	70.0	130	----
QC-2355834-003	RM	Vanadium	7440-62-2	E440C	66.2 mg/kg	98.0	70.0	130	----
QC-2355834-003	RM	Zinc	7440-66-6	E440C	828 mg/kg	97.4	70.0	130	----
Metals (QCLot: 2355835)									

Sub-Matrix:

Laboratory sample ID	Reference Material ID	Analyte	CAS Number	Method	Reference Material (RM) Report: RM Target Concentration	Recovery (%) RM	Recovery Limits (%) Low	Recovery Limits (%) High	Qualifier
Metals (QCLot: 2355835) - continued									
QC-2355835-003	RM	Boron, hot water soluble	7440-42-8	E487	0.572 mg/kg	84.0	60.0	140	----
Metals (QCLot: 2355836)									
QC-2355836-003	RM	Calcium, soluble ion content	7440-70-2	E484	75.7 mg/L	109	70.0	130	----
QC-2355836-003	RM	Magnesium, soluble ion content	7439-95-4	E484	11.3 mg/L	106	70.0	130	----
QC-2355836-003	RM	Sodium, soluble ion content	17341-25-2	E484	47.1 mg/L	109	70.0	130	----
Speciated Metals (QCLot: 2343773)									
QC-2343773-003	RM	Chromium, hexavalent [Cr VI]	18540-29-9	E532	197 mg/kg	81.6	70.0	130	----
Speciated Metals (QCLot: 2344576)									
QC-2344576-003	RM	Chromium, hexavalent [Cr VI]	18540-29-9	E532	197 mg/kg	91.5	70.0	130	----
Speciated Metals (QCLot: 2350453)									
QC-2350453-003	RM	Chromium, hexavalent [Cr VI]	18540-29-9	E532	197 mg/kg	95.8	70.0	130	----
Speciated Metals (QCLot: 2355773)									
QC-2355773-003	RM	Chromium, hexavalent [Cr VI]	18540-29-9	E532	197 mg/kg	97.4	70.0	130	----

CCME F2-F4 HYDROCARBON DISTRIBUTION REPORT

ALS Sample ID: WT2533107-001-E601.SG-L
Client Sample ID: BH25-04 SA2

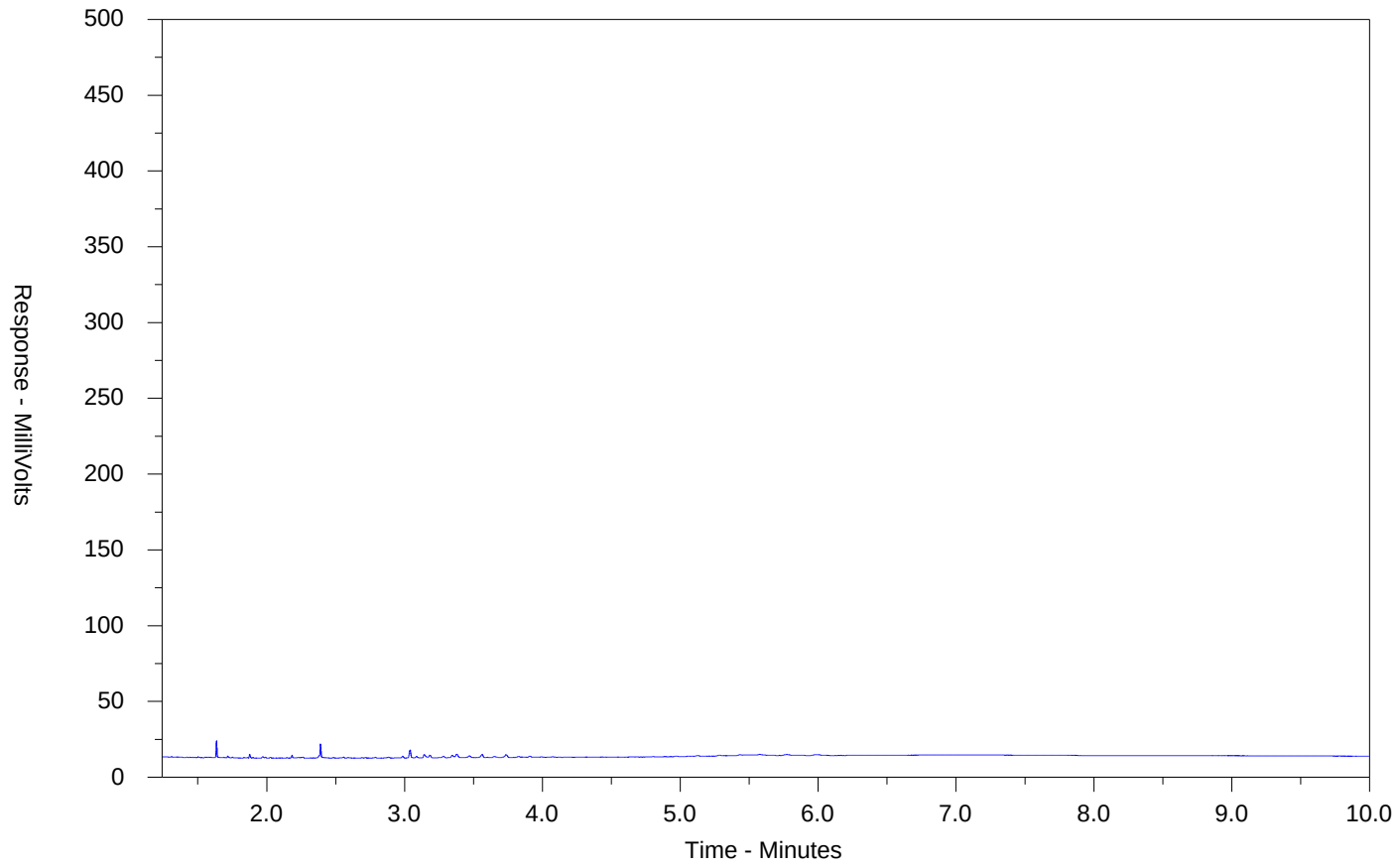

←F2→	←F3→	←F4→	
nC10	nC16	nC34	nC50
174°C	287°C	481°C	575°C
346°F	549°F	898°F	1067°F
Gasoline →		← Motor Oils/Lube Oils/Grease →	
← Diesel/Jet Fuels →			

The CCME F2-F4 Hydrocarbon Distribution Report (HDR) is intended to assist you in characterizing hydrocarbon products that may be present in your sample.

The scale at the bottom of the chromatogram indicates the approximate retention times of common petroleum products and four n-alkane hydrocarbon marker compounds. Retention times may vary between samples, but general patterns and distributions will remain similar.

Peak heights in this report are a function of the sample concentration, the sample amount extracted, the sample dilution factor and the scale at the left.

Note: This chromatogram was produced using GC conditions that are specific to ALS Canada CCME F2-F4 method. Refer to the ALS Canada CCME F2-F4 Hydrocarbon Library for a collection of chromatograms from common reference samples (fuels, oils, etc.). The HDR Library can be found at www.alsglobal.com.

CCME F2-F4 HYDROCARBON DISTRIBUTION REPORT

ALS Sample ID: WT2533107-002-E601.SG-L
Client Sample ID: BH25-04 SA5

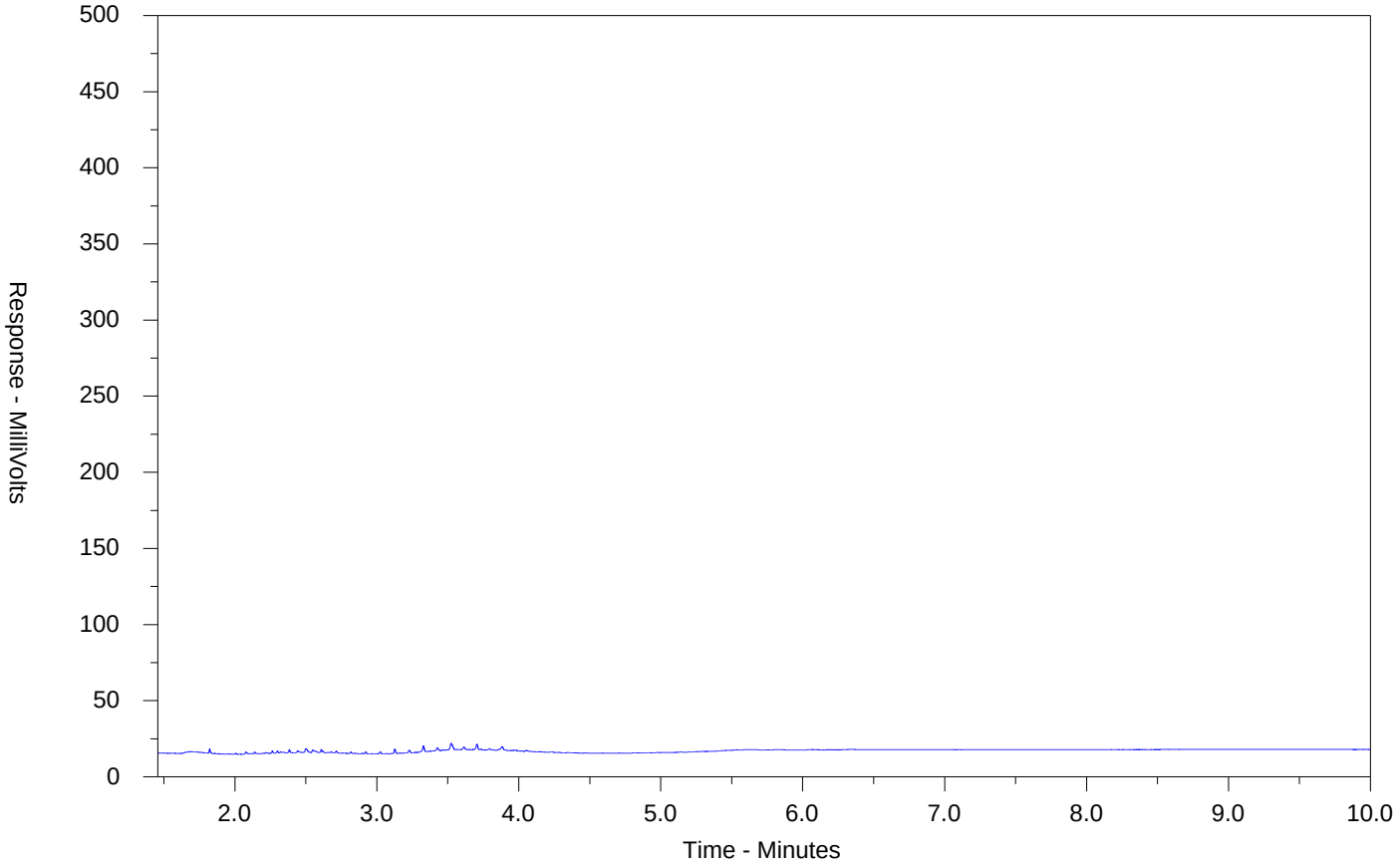

←F2→	←F3→	←F4→	
nC10	nC16	nC34	nC50
174°C	287°C	481°C	575°C
346°F	549°F	898°F	1067°F
Gasoline →		← Motor Oils/Lube Oils/Grease →	
← Diesel/Jet Fuels →			

The CCME F2-F4 Hydrocarbon Distribution Report (HDR) is intended to assist you in characterizing hydrocarbon products that may be present in your sample.

The scale at the bottom of the chromatogram indicates the approximate retention times of common petroleum products and four n-alkane hydrocarbon marker compounds. Retention times may vary between samples, but general patterns and distributions will remain similar.

Peak heights in this report are a function of the sample concentration, the sample amount extracted, the sample dilution factor and the scale at the left.

Note: This chromatogram was produced using GC conditions that are specific to ALS Canada CCME F2-F4 method. Refer to the ALS Canada CCME F2-F4 Hydrocarbon Library for a collection of chromatograms from common reference samples (fuels, oils, etc.). The HDR Library can be found at www.alsglobal.com.

CCME F2-F4 HYDROCARBON DISTRIBUTION REPORT

ALS Sample ID: WT2533107-003-E601.SG-L
Client Sample ID: BH25-05 SA1

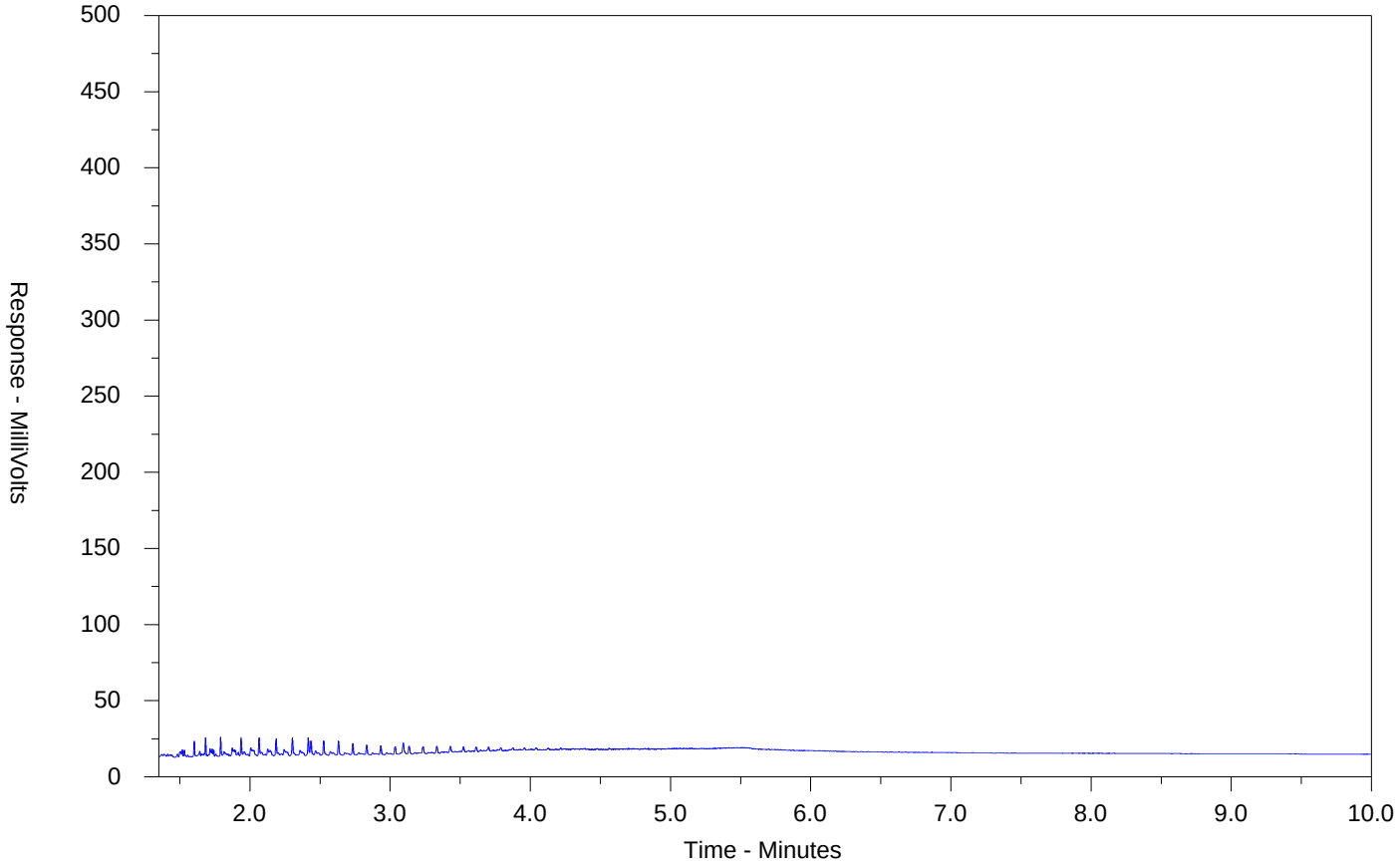

←F2→	←F3→	←F4→	
nC10	nC16	nC34	nC50
174°C	287°C	481°C	575°C
346°F	549°F	898°F	1067°F
Gasoline →		← Motor Oils/Lube Oils/Grease →	
← Diesel/Jet Fuels →			

The CCME F2-F4 Hydrocarbon Distribution Report (HDR) is intended to assist you in characterizing hydrocarbon products that may be present in your sample.

The scale at the bottom of the chromatogram indicates the approximate retention times of common petroleum products and four n-alkane hydrocarbon marker compounds. Retention times may vary between samples, but general patterns and distributions will remain similar.

Peak heights in this report are a function of the sample concentration, the sample amount extracted, the sample dilution factor and the scale at the left.

Note: This chromatogram was produced using GC conditions that are specific to ALS Canada CCME F2-F4 method. Refer to the ALS Canada CCME F2-F4 Hydrocarbon Library for a collection of chromatograms from common reference samples (fuels, oils, etc.). The HDR Library can be found at www.alsglobal.com.

CCME F2-F4 HYDROCARBON DISTRIBUTION REPORT

ALS Sample ID: WT2533107-004-E601.SG-L
Client Sample ID: BH25-05 SA6

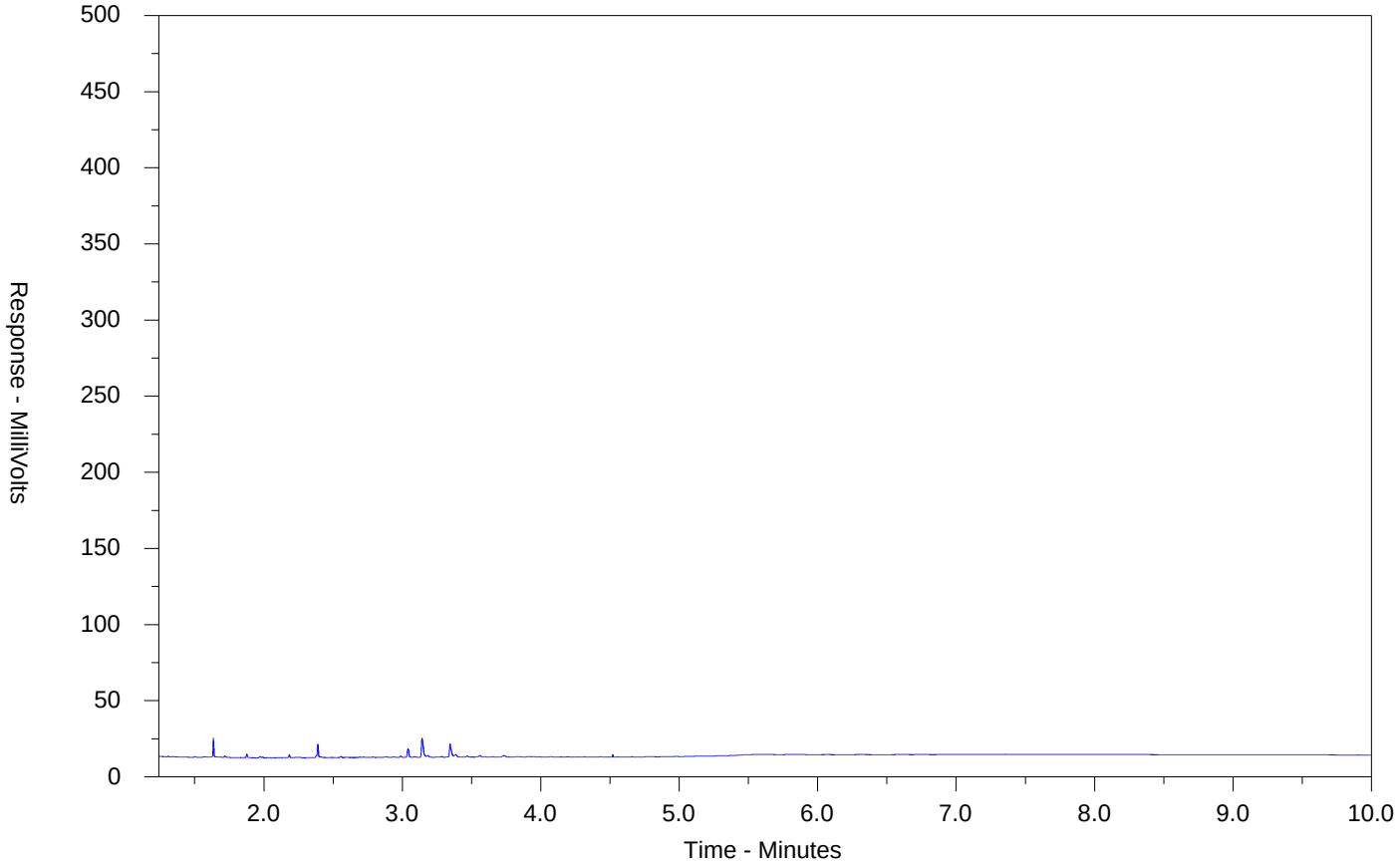

←F2→	←F3→	←F4→	
nC10	nC16	nC34	nC50
174°C	287°C	481°C	575°C
346°F	549°F	898°F	1067°F
Gasoline →		← Motor Oils/Lube Oils/Grease →	
← Diesel/Jet Fuels →			

The CCME F2-F4 Hydrocarbon Distribution Report (HDR) is intended to assist you in characterizing hydrocarbon products that may be present in your sample.

The scale at the bottom of the chromatogram indicates the approximate retention times of common petroleum products and four n-alkane hydrocarbon marker compounds. Retention times may vary between samples, but general patterns and distributions will remain similar.

Peak heights in this report are a function of the sample concentration, the sample amount extracted, the sample dilution factor and the scale at the left.

Note: This chromatogram was produced using GC conditions that are specific to ALS Canada CCME F2-F4 method. Refer to the ALS Canada CCME F2-F4 Hydrocarbon Library for a collection of chromatograms from common reference samples (fuels, oils, etc.). The HDR Library can be found at www.alsglobal.com.

CCME F2-F4 HYDROCARBON DISTRIBUTION REPORT

ALS Sample ID: WT2533107-005-E601.SG-L
Client Sample ID: BH25-06 SA2

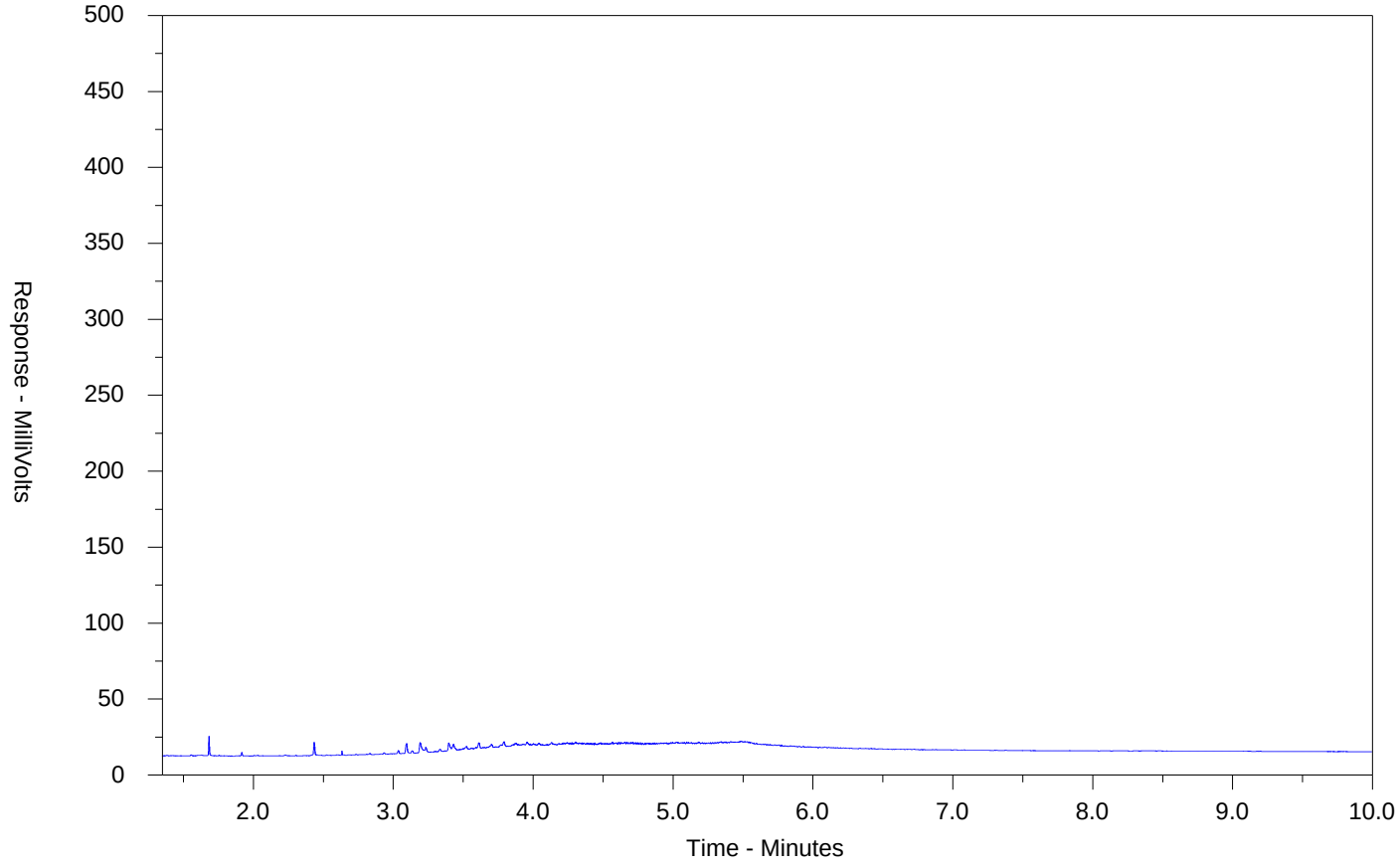

←F2→	←F3→	←F4→	
nC10	nC16	nC34	nC50
174°C	287°C	481°C	575°C
346°F	549°F	898°F	1067°F
Gasoline →		← Motor Oils/Lube Oils/Grease →	
← Diesel/Jet Fuels →			

The CCME F2-F4 Hydrocarbon Distribution Report (HDR) is intended to assist you in characterizing hydrocarbon products that may be present in your sample.

The scale at the bottom of the chromatogram indicates the approximate retention times of common petroleum products and four n-alkane hydrocarbon marker compounds. Retention times may vary between samples, but general patterns and distributions will remain similar.

Peak heights in this report are a function of the sample concentration, the sample amount extracted, the sample dilution factor and the scale at the left.

Note: This chromatogram was produced using GC conditions that are specific to ALS Canada CCME F2-F4 method. Refer to the ALS Canada CCME F2-F4 Hydrocarbon Library for a collection of chromatograms from common reference samples (fuels, oils, etc.). The HDR Library can be found at www.alsglobal.com.

CCME F2-F4 HYDROCARBON DISTRIBUTION REPORT

ALS Sample ID: WT2533107-006-E601.SG-L
Client Sample ID: BH25-06 SA6

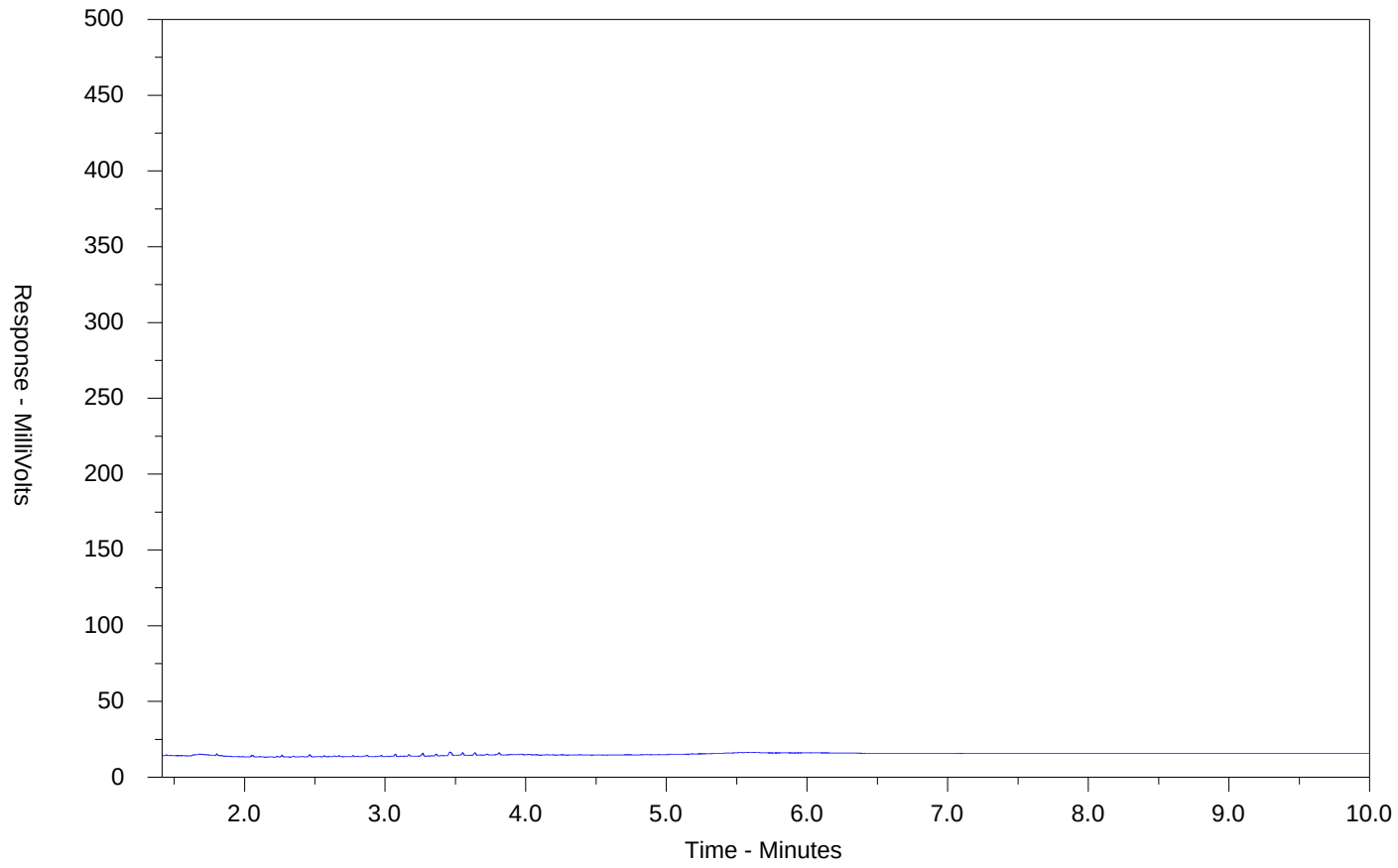

←F2→	←F3→	←F4→	
nC10	nC16	nC34	nC50
174°C	287°C	481°C	575°C
346°F	549°F	898°F	1067°F
Gasoline →		← Motor Oils/Lube Oils/Grease →	
← Diesel/Jet Fuels →			

The CCME F2-F4 Hydrocarbon Distribution Report (HDR) is intended to assist you in characterizing hydrocarbon products that may be present in your sample.

The scale at the bottom of the chromatogram indicates the approximate retention times of common petroleum products and four n-alkane hydrocarbon marker compounds. Retention times may vary between samples, but general patterns and distributions will remain similar.

Peak heights in this report are a function of the sample concentration, the sample amount extracted, the sample dilution factor and the scale at the left.

Note: This chromatogram was produced using GC conditions that are specific to ALS Canada CCME F2-F4 method. Refer to the ALS Canada CCME F2-F4 Hydrocarbon Library for a collection of chromatograms from common reference samples (fuels, oils, etc.). The HDR Library can be found at www.alsglobal.com.

CCME F2-F4 HYDROCARBON DISTRIBUTION REPORT

ALS Sample ID: WT2533107-007-E601.SG-L
Client Sample ID: BH25-07 SA1

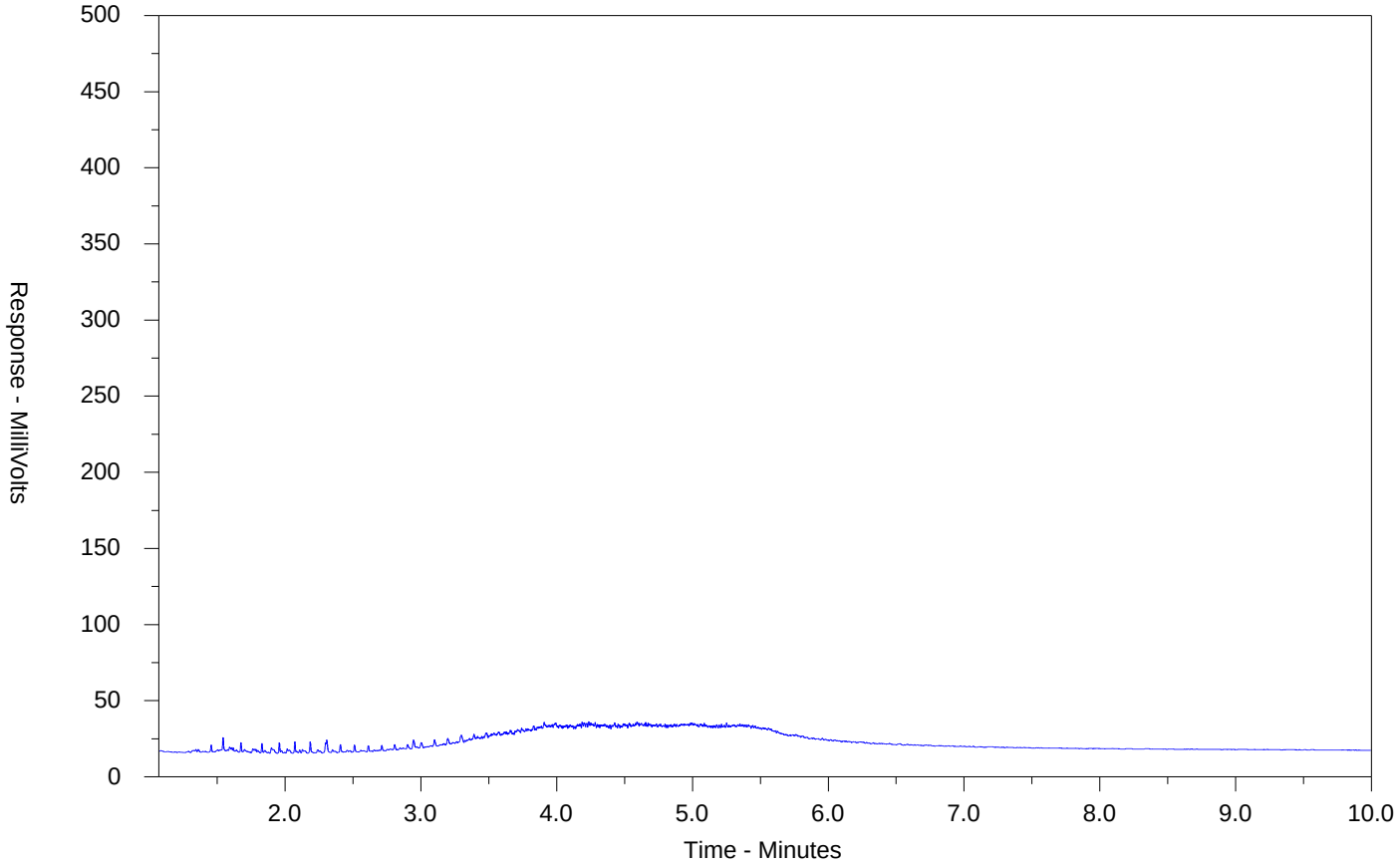

←F2→	←F3→	←F4→	
nC10	nC16	nC34	nC50
174°C	287°C	481°C	575°C
346°F	549°F	898°F	1067°F
Gasoline →		← Motor Oils/Lube Oils/Grease →	
← Diesel/Jet Fuels →			

The CCME F2-F4 Hydrocarbon Distribution Report (HDR) is intended to assist you in characterizing hydrocarbon products that may be present in your sample.

The scale at the bottom of the chromatogram indicates the approximate retention times of common petroleum products and four n-alkane hydrocarbon marker compounds. Retention times may vary between samples, but general patterns and distributions will remain similar.

Peak heights in this report are a function of the sample concentration, the sample amount extracted, the sample dilution factor and the scale at the left.

Note: This chromatogram was produced using GC conditions that are specific to ALS Canada CCME F2-F4 method. Refer to the ALS Canada CCME F2-F4 Hydrocarbon Library for a collection of chromatograms from common reference samples (fuels, oils, etc.). The HDR Library can be found at www.alsglobal.com.

CCME F2-F4 HYDROCARBON DISTRIBUTION REPORT

ALS Sample ID: WT2533107-008-E601.SG-L
Client Sample ID: BH25-07 SA2

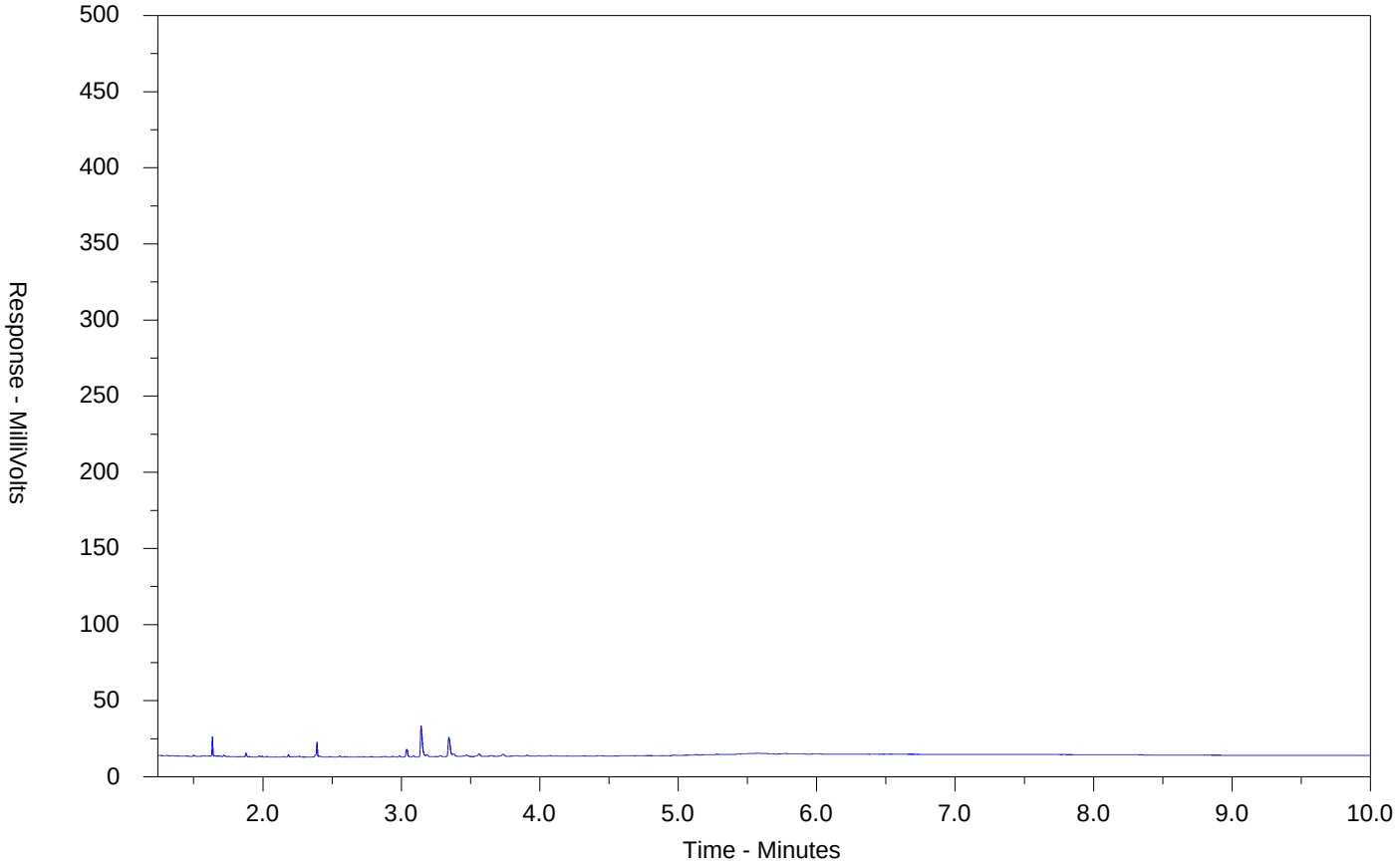

←F2→	←F3→	←F4→	
nC10	nC16	nC34	nC50
174°C	287°C	481°C	575°C
346°F	549°F	898°F	1067°F
Gasoline →		← Motor Oils/Lube Oils/Grease →	
← Diesel/Jet Fuels →			

The CCME F2-F4 Hydrocarbon Distribution Report (HDR) is intended to assist you in characterizing hydrocarbon products that may be present in your sample.

The scale at the bottom of the chromatogram indicates the approximate retention times of common petroleum products and four n-alkane hydrocarbon marker compounds. Retention times may vary between samples, but general patterns and distributions will remain similar.

Peak heights in this report are a function of the sample concentration, the sample amount extracted, the sample dilution factor and the scale at the left.

Note: This chromatogram was produced using GC conditions that are specific to ALS Canada CCME F2-F4 method. Refer to the ALS Canada CCME F2-F4 Hydrocarbon Library for a collection of chromatograms from common reference samples (fuels, oils, etc.). The HDR Library can be found at www.alsglobal.com.

CCME F2-F4 HYDROCARBON DISTRIBUTION REPORT

ALS Sample ID: WT2533107-009-E601.SG-L
Client Sample ID: BH25-07 SA3

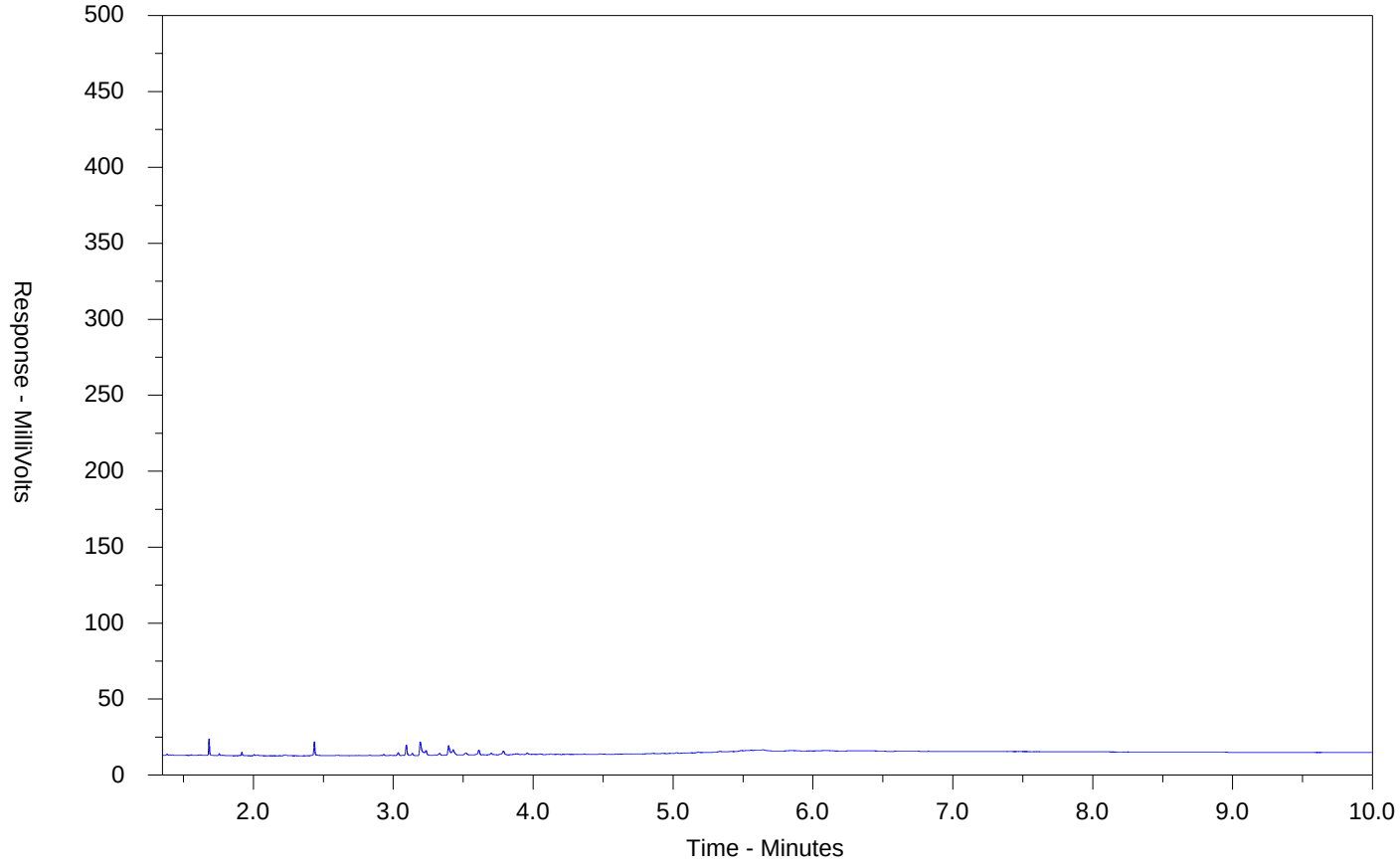

←F2→	←F3→	←F4→	
nC10	nC16	nC34	nC50
174°C	287°C	481°C	575°C
346°F	549°F	898°F	1067°F
Gasoline →		← Motor Oils/Lube Oils/Grease →	
← Diesel/Jet Fuels →			

The CCME F2-F4 Hydrocarbon Distribution Report (HDR) is intended to assist you in characterizing hydrocarbon products that may be present in your sample.

The scale at the bottom of the chromatogram indicates the approximate retention times of common petroleum products and four n-alkane hydrocarbon marker compounds. Retention times may vary between samples, but general patterns and distributions will remain similar.

Peak heights in this report are a function of the sample concentration, the sample amount extracted, the sample dilution factor and the scale at the left.

Note: This chromatogram was produced using GC conditions that are specific to ALS Canada CCME F2-F4 method. Refer to the ALS Canada CCME F2-F4 Hydrocarbon Library for a collection of chromatograms from common reference samples (fuels, oils, etc.). The HDR Library can be found at www.alsglobal.com.

CCME F2-F4 HYDROCARBON DISTRIBUTION REPORT

ALS Sample ID: WT2533107-010-E601.SG-L
Client Sample ID: BH25-07 SA4

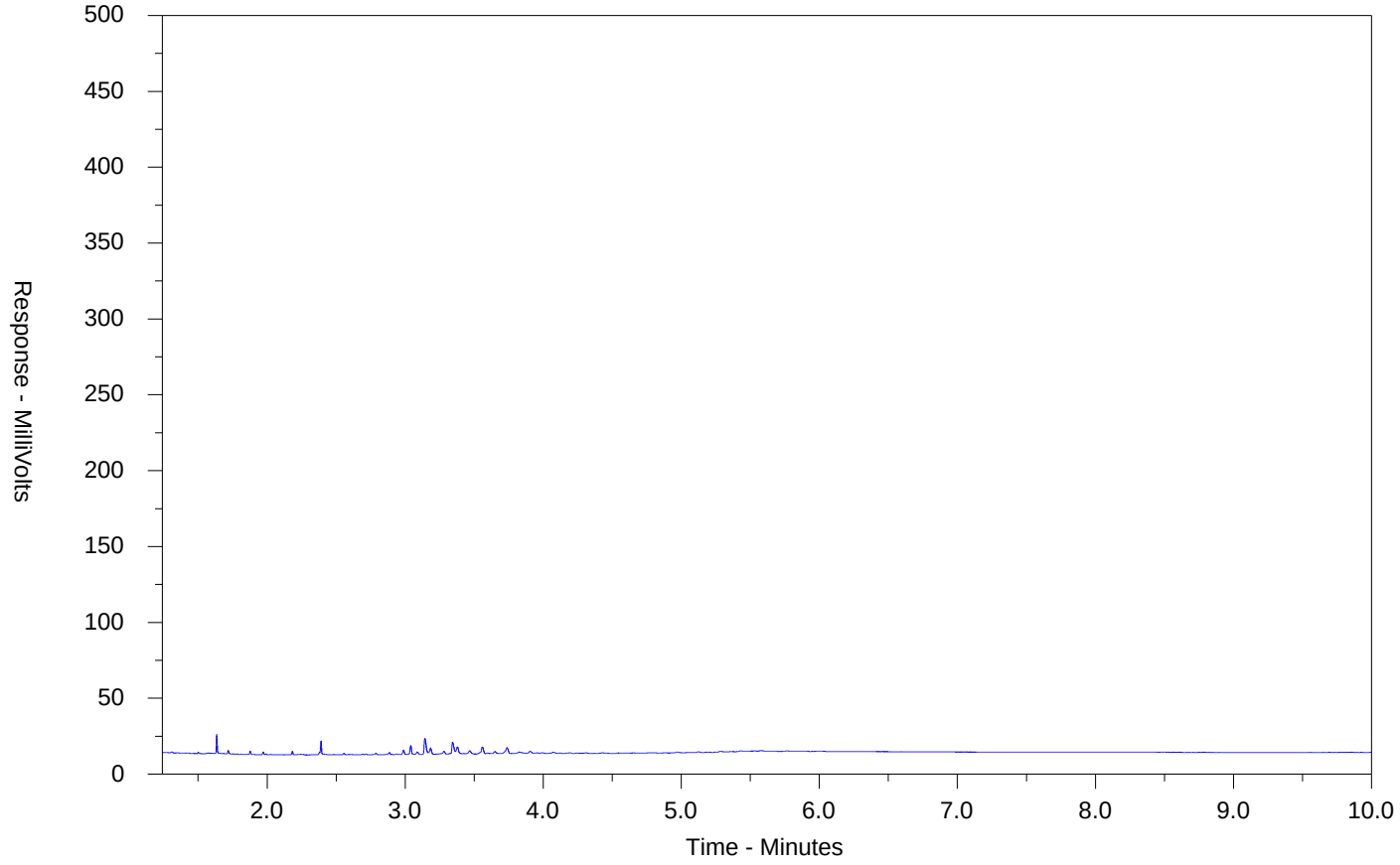

←F2→	←F3→	←F4→	
nC10	nC16	nC34	nC50
174°C	287°C	481°C	575°C
346°F	549°F	898°F	1067°F
Gasoline →		← Motor Oils/Lube Oils/Grease →	
← Diesel/Jet Fuels →			

The CCME F2-F4 Hydrocarbon Distribution Report (HDR) is intended to assist you in characterizing hydrocarbon products that may be present in your sample.

The scale at the bottom of the chromatogram indicates the approximate retention times of common petroleum products and four n-alkane hydrocarbon marker compounds. Retention times may vary between samples, but general patterns and distributions will remain similar.

Peak heights in this report are a function of the sample concentration, the sample amount extracted, the sample dilution factor and the scale at the left.

Note: This chromatogram was produced using GC conditions that are specific to ALS Canada CCME F2-F4 method. Refer to the ALS Canada CCME F2-F4 Hydrocarbon Library for a collection of chromatograms from common reference samples (fuels, oils, etc.). The HDR Library can be found at www.alsglobal.com.

CCME F2-F4 HYDROCARBON DISTRIBUTION REPORT

ALS Sample ID: WT2533107-011-E601.SG-L
Client Sample ID: BH25-07 SA5

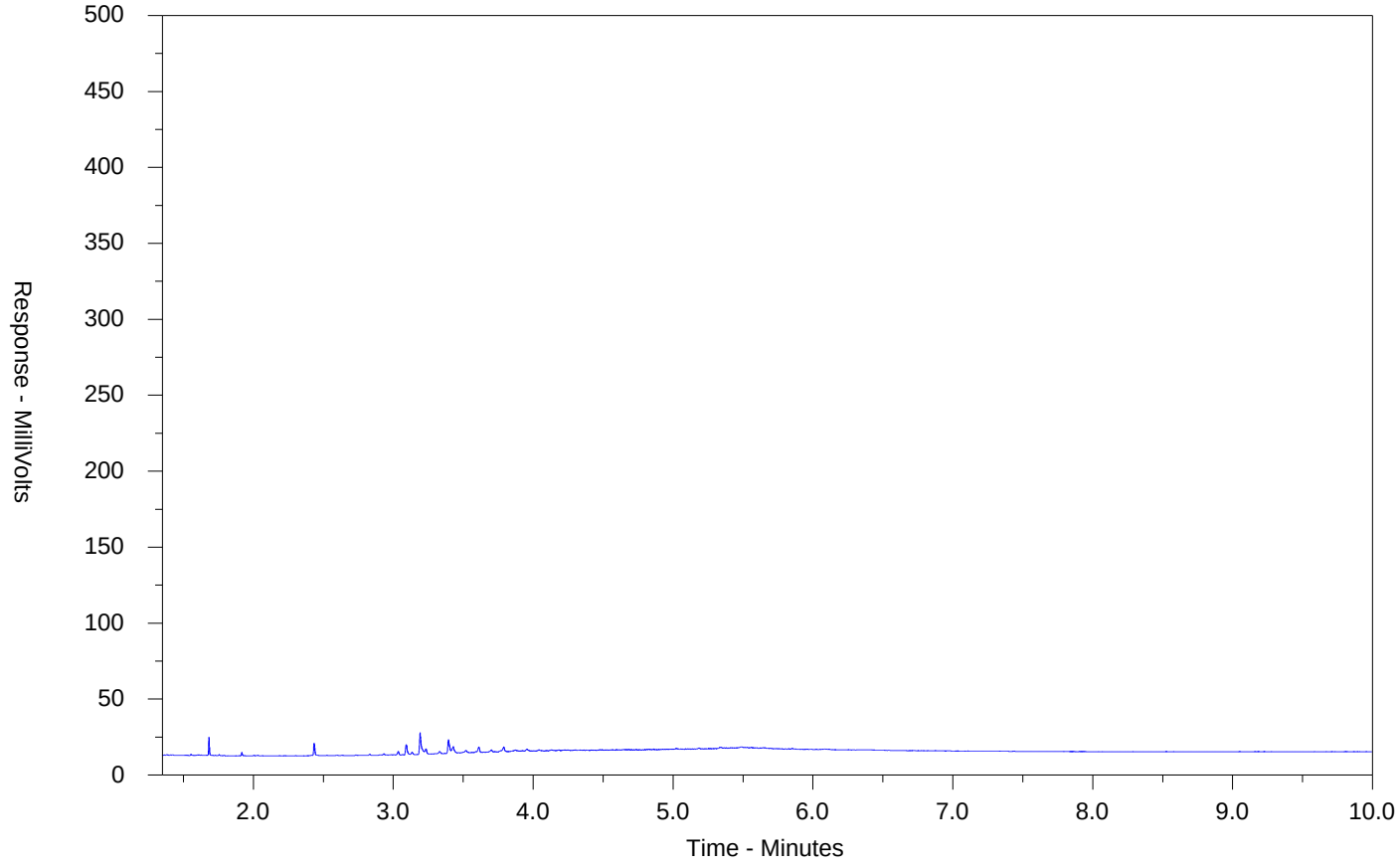

←F2→	←F3→	←F4→	
nC10	nC16	nC34	nC50
174°C	287°C	481°C	575°C
346°F	549°F	898°F	1067°F
Gasoline →		← Motor Oils/Lube Oils/Grease →	
← Diesel/Jet Fuels →			

The CCME F2-F4 Hydrocarbon Distribution Report (HDR) is intended to assist you in characterizing hydrocarbon products that may be present in your sample.

The scale at the bottom of the chromatogram indicates the approximate retention times of common petroleum products and four n-alkane hydrocarbon marker compounds. Retention times may vary between samples, but general patterns and distributions will remain similar.

Peak heights in this report are a function of the sample concentration, the sample amount extracted, the sample dilution factor and the scale at the left.

Note: This chromatogram was produced using GC conditions that are specific to ALS Canada CCME F2-F4 method. Refer to the ALS Canada CCME F2-F4 Hydrocarbon Library for a collection of chromatograms from common reference samples (fuels, oils, etc.). The HDR Library can be found at www.alsglobal.com.

CCME F2-F4 HYDROCARBON DISTRIBUTION REPORT

ALS Sample ID: WT2533107-012-E601.SG-L
Client Sample ID: BH25-08 SA1

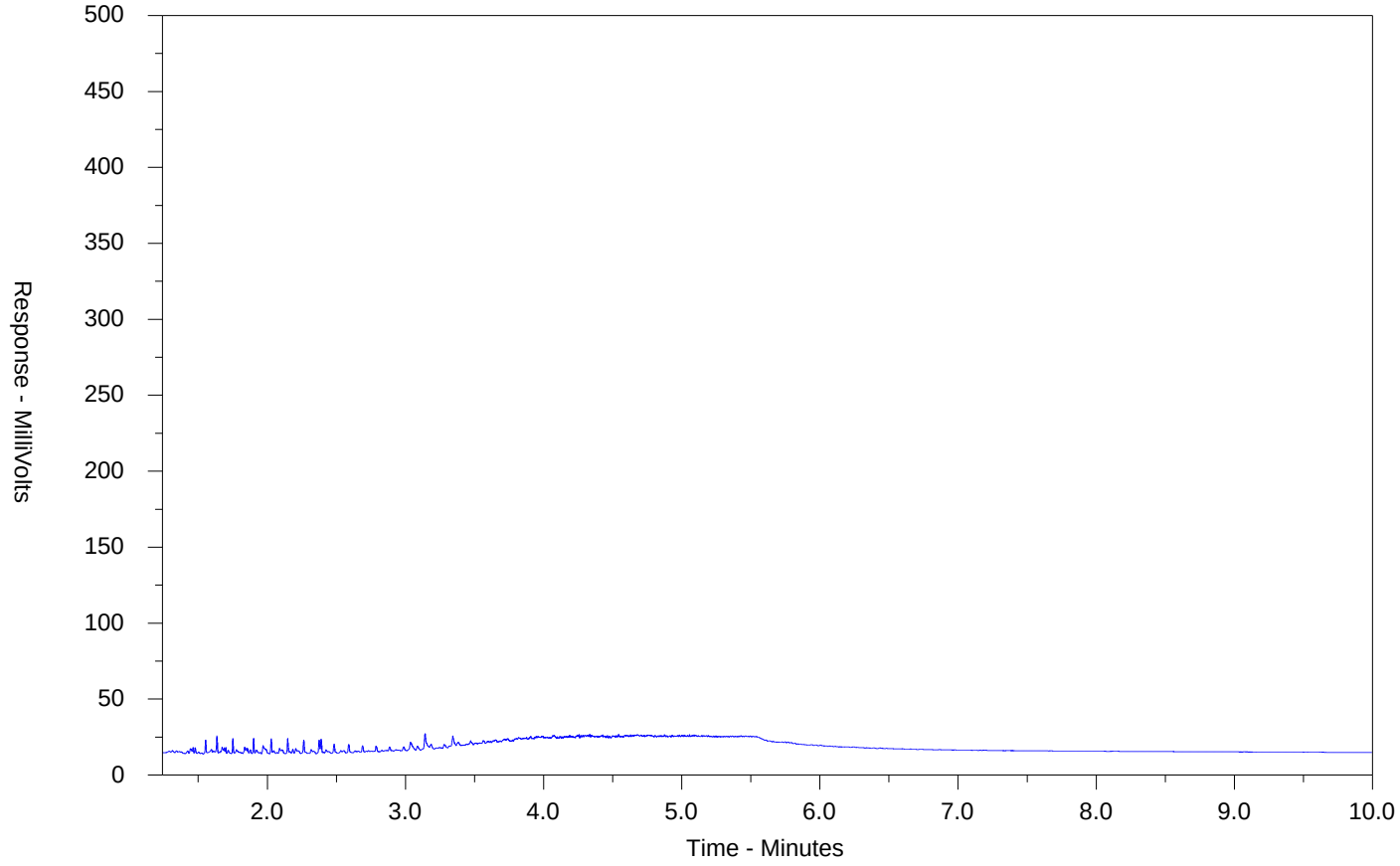

←F2→	←F3→	←F4→	
nC10	nC16	nC34	nC50
174°C	287°C	481°C	575°C
346°F	549°F	898°F	1067°F
Gasoline →		← Motor Oils/Lube Oils/Grease →	
← Diesel/Jet Fuels →			

The CCME F2-F4 Hydrocarbon Distribution Report (HDR) is intended to assist you in characterizing hydrocarbon products that may be present in your sample.

The scale at the bottom of the chromatogram indicates the approximate retention times of common petroleum products and four n-alkane hydrocarbon marker compounds. Retention times may vary between samples, but general patterns and distributions will remain similar.

Peak heights in this report are a function of the sample concentration, the sample amount extracted, the sample dilution factor and the scale at the left.

Note: This chromatogram was produced using GC conditions that are specific to ALS Canada CCME F2-F4 method. Refer to the ALS Canada CCME F2-F4 Hydrocarbon Library for a collection of chromatograms from common reference samples (fuels, oils, etc.). The HDR Library can be found at www.alsglobal.com.

CCME F2-F4 HYDROCARBON DISTRIBUTION REPORT

ALS Sample ID: WT2533107-013-E601.SG-L
Client Sample ID: BH25-08 SA2

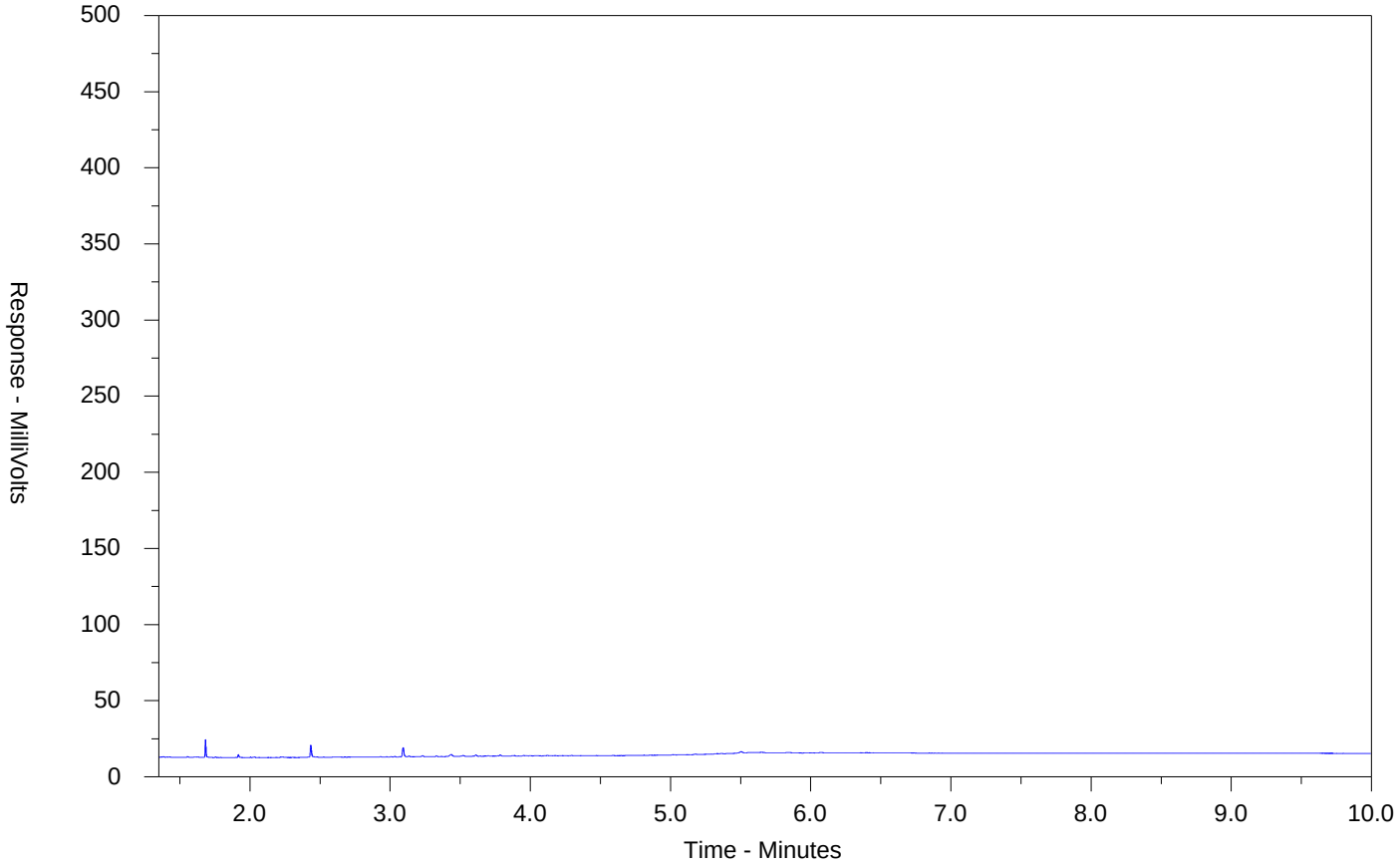

←F2→	←F3→	←F4→	
nC10	nC16	nC34	nC50
174°C	287°C	481°C	575°C
346°F	549°F	898°F	1067°F
Gasoline →		← Motor Oils/Lube Oils/Grease →	
← Diesel/Jet Fuels →			

The CCME F2-F4 Hydrocarbon Distribution Report (HDR) is intended to assist you in characterizing hydrocarbon products that may be present in your sample.

The scale at the bottom of the chromatogram indicates the approximate retention times of common petroleum products and four n-alkane hydrocarbon marker compounds. Retention times may vary between samples, but general patterns and distributions will remain similar.

Peak heights in this report are a function of the sample concentration, the sample amount extracted, the sample dilution factor and the scale at the left.

Note: This chromatogram was produced using GC conditions that are specific to ALS Canada CCME F2-F4 method. Refer to the ALS Canada CCME F2-F4 Hydrocarbon Library for a collection of chromatograms from common reference samples (fuels, oils, etc.). The HDR Library can be found at www.alsglobal.com.

CCME F2-F4 HYDROCARBON DISTRIBUTION REPORT

ALS Sample ID: WT2533107-014-E601.SG-L
Client Sample ID: BH25-08 SA3

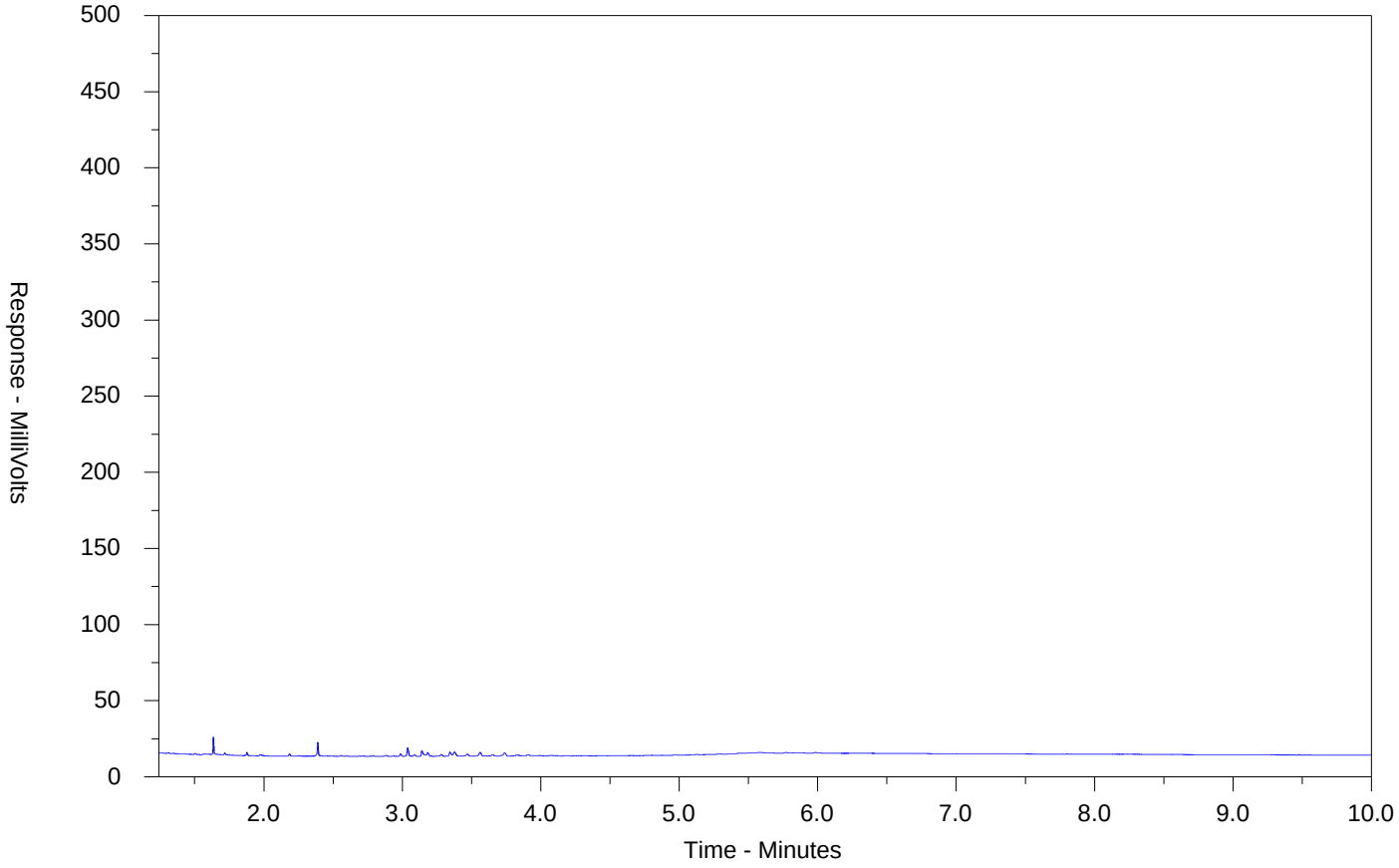

←F2→	←F3→	←F4→	
nC10	nC16	nC34	nC50
174°C	287°C	481°C	575°C
346°F	549°F	898°F	1067°F
Gasoline →		← Motor Oils/Lube Oils/Grease →	
← Diesel/Jet Fuels →			

The CCME F2-F4 Hydrocarbon Distribution Report (HDR) is intended to assist you in characterizing hydrocarbon products that may be present in your sample.

The scale at the bottom of the chromatogram indicates the approximate retention times of common petroleum products and four n-alkane hydrocarbon marker compounds. Retention times may vary between samples, but general patterns and distributions will remain similar.

Peak heights in this report are a function of the sample concentration, the sample amount extracted, the sample dilution factor and the scale at the left.

Note: This chromatogram was produced using GC conditions that are specific to ALS Canada CCME F2-F4 method. Refer to the ALS Canada CCME F2-F4 Hydrocarbon Library for a collection of chromatograms from common reference samples (fuels, oils, etc.). The HDR Library can be found at www.alsglobal.com.

CCME F2-F4 HYDROCARBON DISTRIBUTION REPORT

ALS Sample ID: WT2533107-015-E601.SG-L
Client Sample ID: BH25-08 SA4

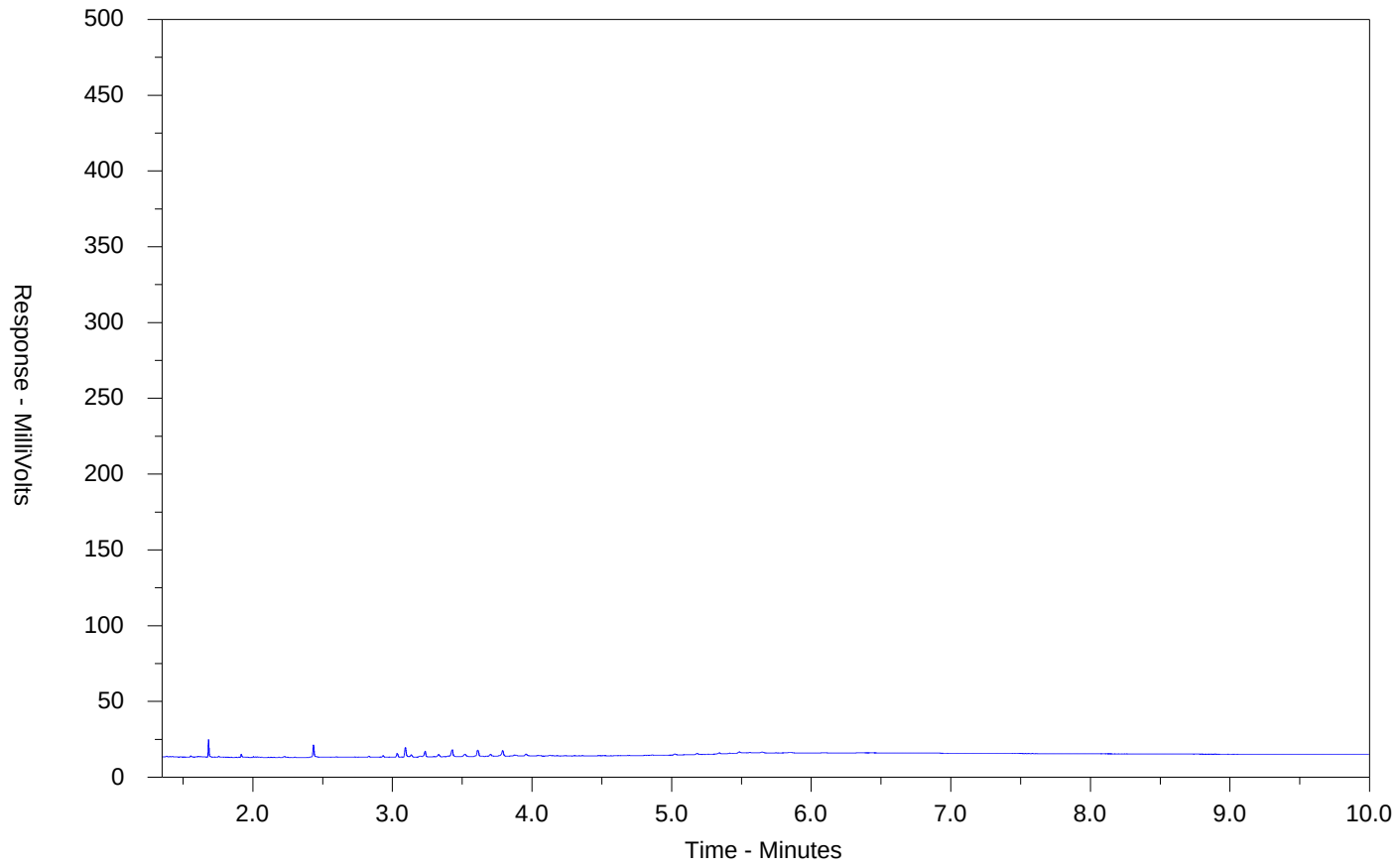

←F2→	←F3→	←F4→	
nC10	nC16	nC34	nC50
174°C	287°C	481°C	575°C
346°F	549°F	898°F	1067°F
Gasoline →		← Motor Oils/Lube Oils/Grease →	
← Diesel/Jet Fuels →			

The CCME F2-F4 Hydrocarbon Distribution Report (HDR) is intended to assist you in characterizing hydrocarbon products that may be present in your sample.

The scale at the bottom of the chromatogram indicates the approximate retention times of common petroleum products and four n-alkane hydrocarbon marker compounds. Retention times may vary between samples, but general patterns and distributions will remain similar.

Peak heights in this report are a function of the sample concentration, the sample amount extracted, the sample dilution factor and the scale at the left.

Note: This chromatogram was produced using GC conditions that are specific to ALS Canada CCME F2-F4 method. Refer to the ALS Canada CCME F2-F4 Hydrocarbon Library for a collection of chromatograms from common reference samples (fuels, oils, etc.). The HDR Library can be found at www.alsglobal.com.

CCME F2-F4 HYDROCARBON DISTRIBUTION REPORT

ALS Sample ID: WT2533107-016-E601.SG-L
Client Sample ID: BH25-08 SA5

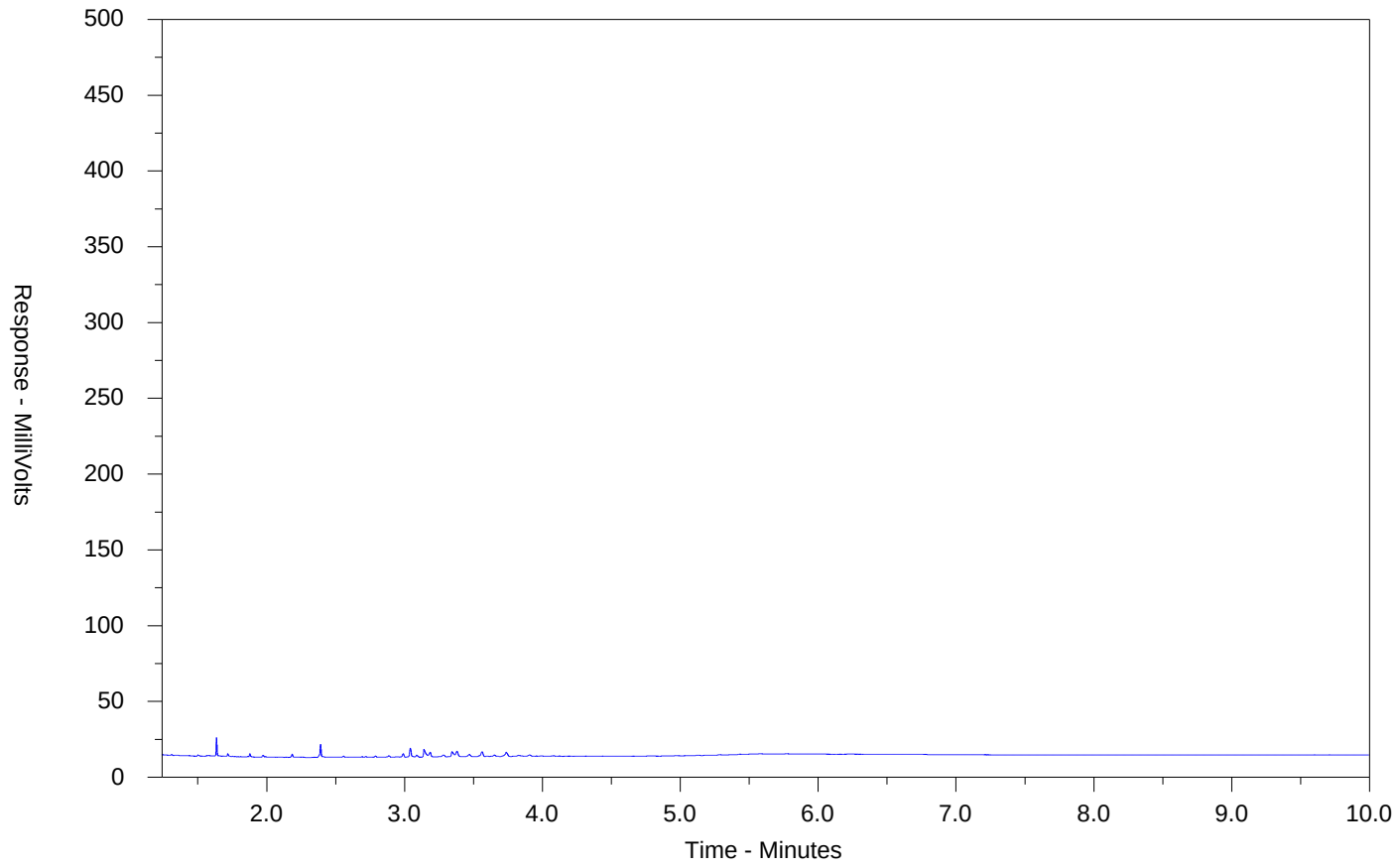

←F2→	←F3→	←F4→	
nC10	nC16	nC34	nC50
174°C	287°C	481°C	575°C
346°F	549°F	898°F	1067°F
Gasoline →		← Motor Oils/Lube Oils/Grease →	
← Diesel/Jet Fuels →			

The CCME F2-F4 Hydrocarbon Distribution Report (HDR) is intended to assist you in characterizing hydrocarbon products that may be present in your sample.

The scale at the bottom of the chromatogram indicates the approximate retention times of common petroleum products and four n-alkane hydrocarbon marker compounds. Retention times may vary between samples, but general patterns and distributions will remain similar.

Peak heights in this report are a function of the sample concentration, the sample amount extracted, the sample dilution factor and the scale at the left.

Note: This chromatogram was produced using GC conditions that are specific to ALS Canada CCME F2-F4 method. Refer to the ALS Canada CCME F2-F4 Hydrocarbon Library for a collection of chromatograms from common reference samples (fuels, oils, etc.). The HDR Library can be found at www.alsglobal.com.

CCME F2-F4 HYDROCARBON DISTRIBUTION REPORT

ALS Sample ID: WT2533107-017-E601.SG-L
Client Sample ID: BH25-09 SA1

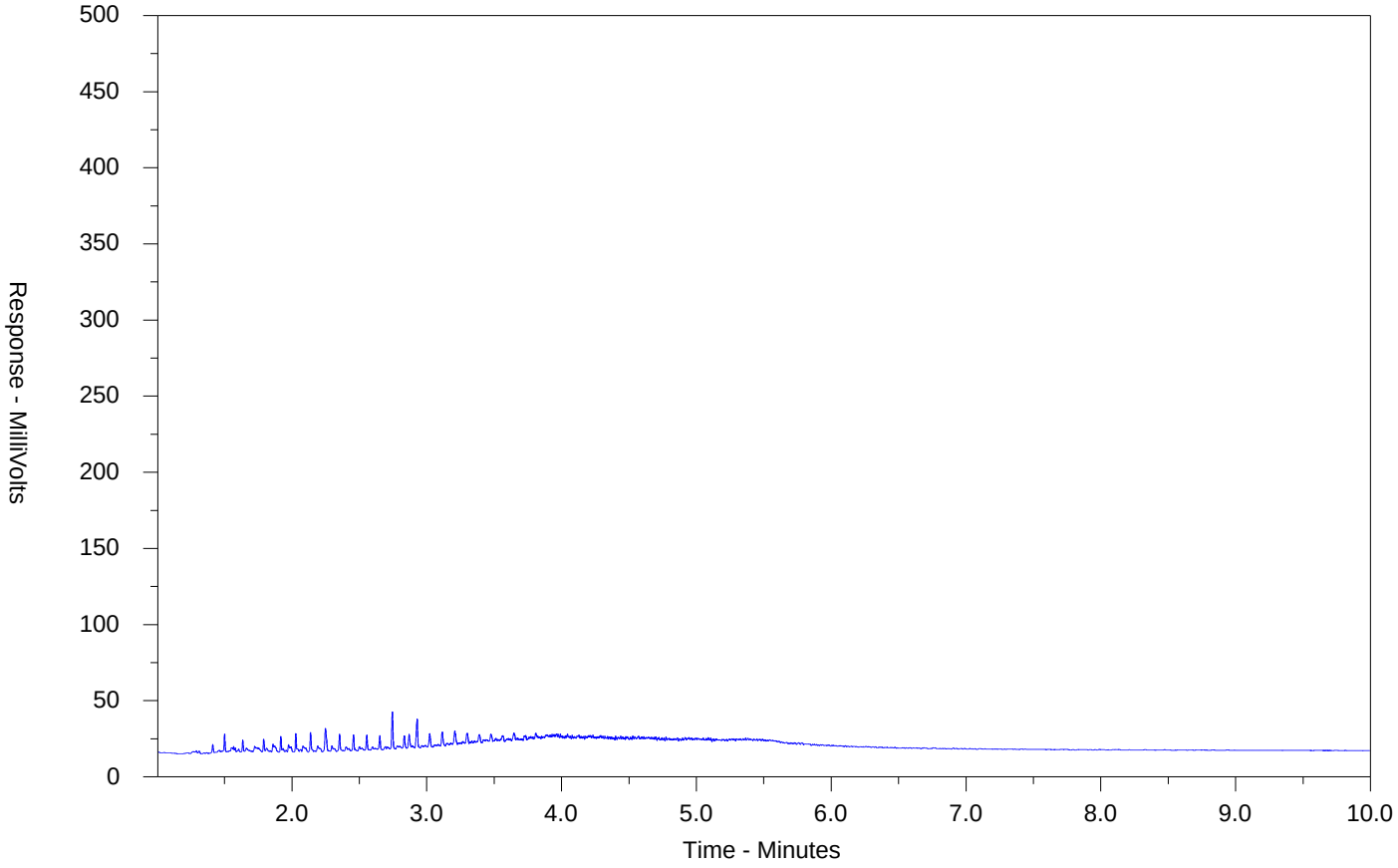

←F2→	←F3→	←F4→	
nC10	nC16	nC34	nC50
174°C	287°C	481°C	575°C
346°F	549°F	898°F	1067°F
Gasoline →		← Motor Oils/Lube Oils/Grease →	
← Diesel/Jet Fuels →			

The CCME F2-F4 Hydrocarbon Distribution Report (HDR) is intended to assist you in characterizing hydrocarbon products that may be present in your sample.

The scale at the bottom of the chromatogram indicates the approximate retention times of common petroleum products and four n-alkane hydrocarbon marker compounds. Retention times may vary between samples, but general patterns and distributions will remain similar.

Peak heights in this report are a function of the sample concentration, the sample amount extracted, the sample dilution factor and the scale at the left.

Note: This chromatogram was produced using GC conditions that are specific to ALS Canada CCME F2-F4 method. Refer to the ALS Canada CCME F2-F4 Hydrocarbon Library for a collection of chromatograms from common reference samples (fuels, oils, etc.). The HDR Library can be found at www.alsglobal.com.

CCME F2-F4 HYDROCARBON DISTRIBUTION REPORT

ALS Sample ID: WT2533107-018-E601.SG-L
Client Sample ID: BH25-09 SA2

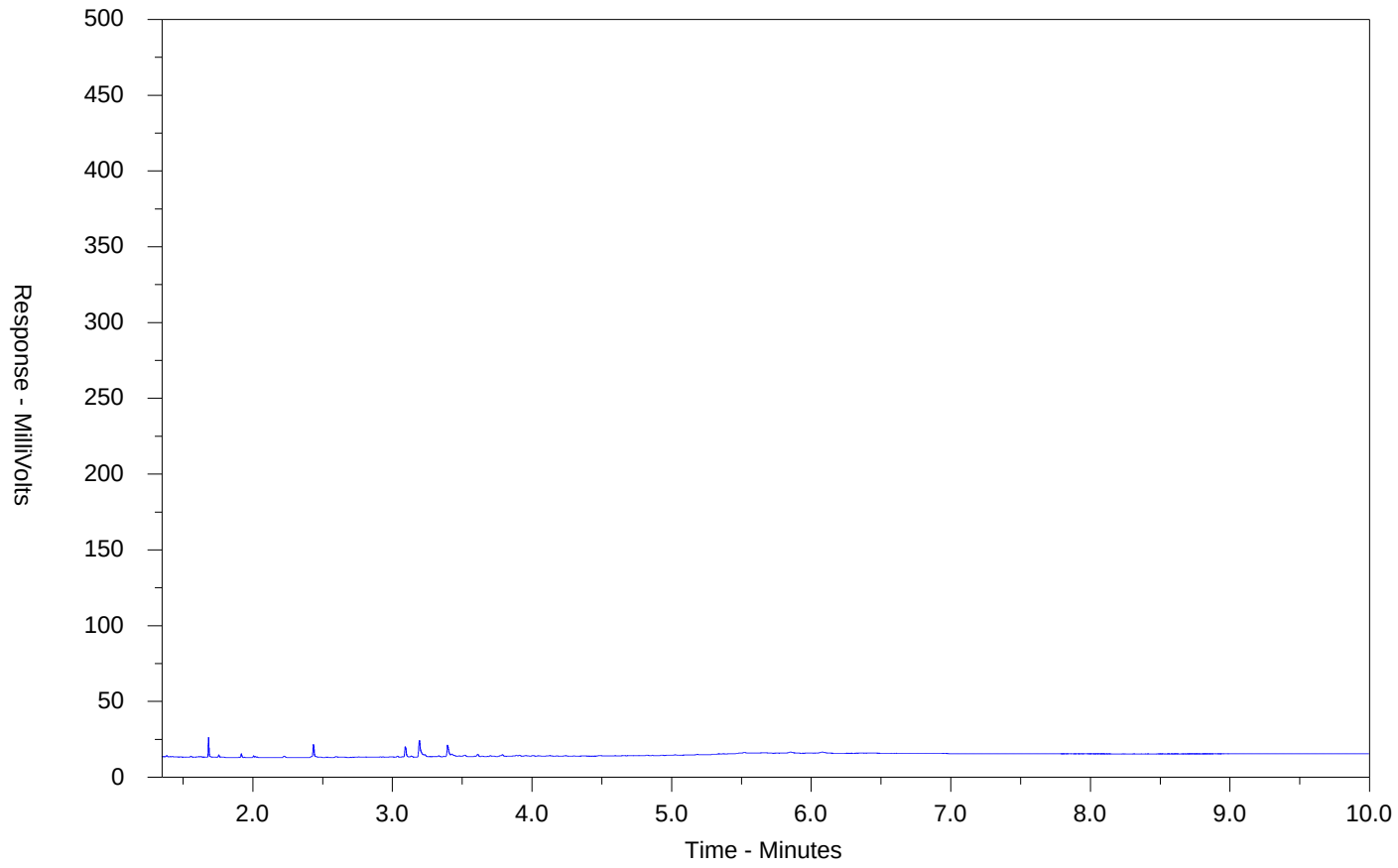

←F2→	←F3→	←F4→	
nC10	nC16	nC34	nC50
174°C	287°C	481°C	575°C
346°F	549°F	898°F	1067°F
Gasoline →		← Motor Oils/Lube Oils/Grease →	
← Diesel/Jet Fuels →			

The CCME F2-F4 Hydrocarbon Distribution Report (HDR) is intended to assist you in characterizing hydrocarbon products that may be present in your sample.

The scale at the bottom of the chromatogram indicates the approximate retention times of common petroleum products and four n-alkane hydrocarbon marker compounds. Retention times may vary between samples, but general patterns and distributions will remain similar.

Peak heights in this report are a function of the sample concentration, the sample amount extracted, the sample dilution factor and the scale at the left.

Note: This chromatogram was produced using GC conditions that are specific to ALS Canada CCME F2-F4 method. Refer to the ALS Canada CCME F2-F4 Hydrocarbon Library for a collection of chromatograms from common reference samples (fuels, oils, etc.). The HDR Library can be found at www.alsglobal.com.

CCME F2-F4 HYDROCARBON DISTRIBUTION REPORT

ALS Sample ID: WT2533107-019-E601.SG-L
Client Sample ID: BH25-09 SA3

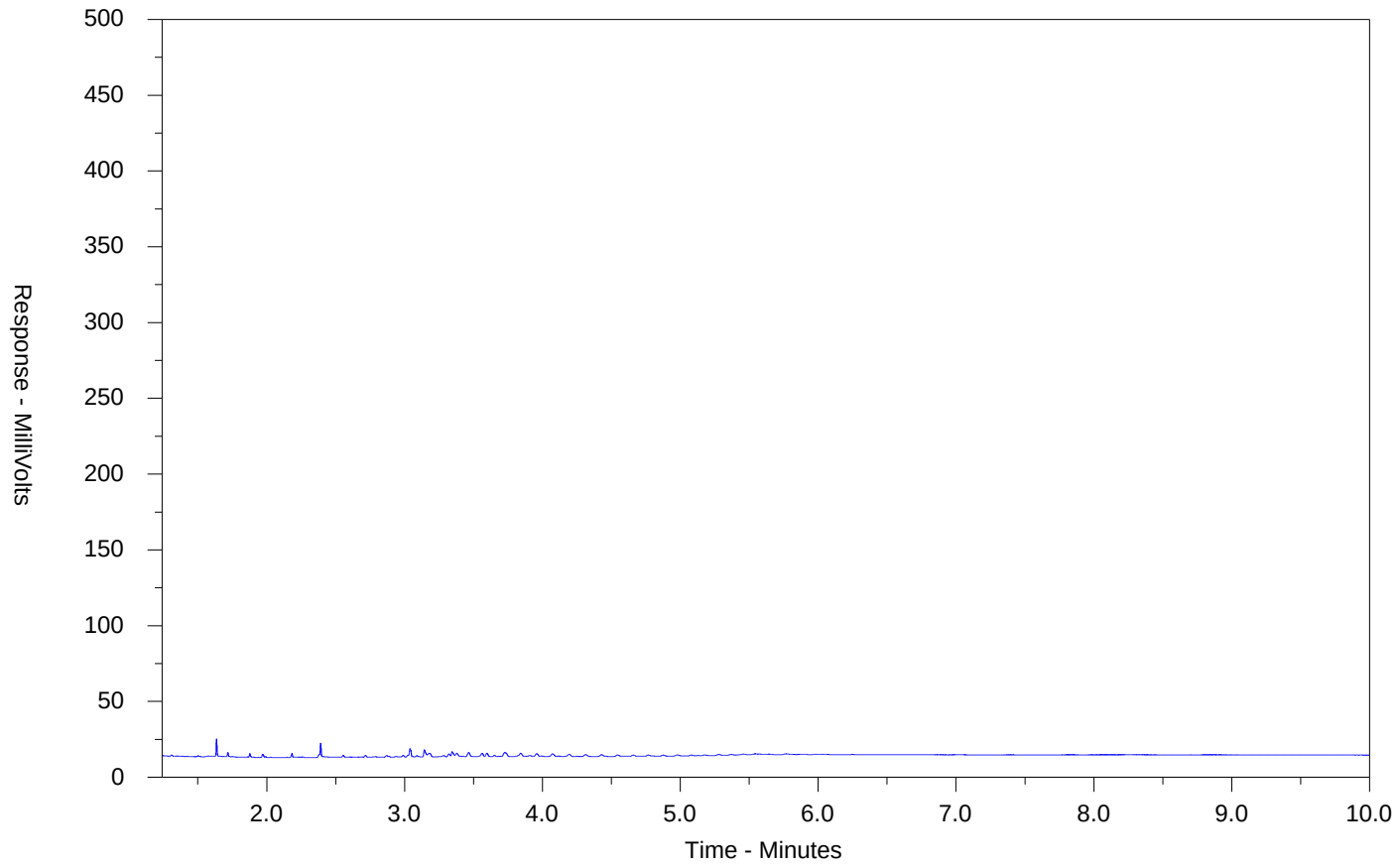

←F2→	←F3→	←F4→	
nC10	nC16	nC34	nC50
174°C	287°C	481°C	575°C
346°F	549°F	898°F	1067°F
Gasoline →		← Motor Oils/Lube Oils/Grease →	
← Diesel/Jet Fuels →			

The CCME F2-F4 Hydrocarbon Distribution Report (HDR) is intended to assist you in characterizing hydrocarbon products that may be present in your sample.

The scale at the bottom of the chromatogram indicates the approximate retention times of common petroleum products and four n-alkane hydrocarbon marker compounds. Retention times may vary between samples, but general patterns and distributions will remain similar.

Peak heights in this report are a function of the sample concentration, the sample amount extracted, the sample dilution factor and the scale at the left.

Note: This chromatogram was produced using GC conditions that are specific to ALS Canada CCME F2-F4 method. Refer to the ALS Canada CCME F2-F4 Hydrocarbon Library for a collection of chromatograms from common reference samples (fuels, oils, etc.). The HDR Library can be found at www.alsglobal.com.

CCME F2-F4 HYDROCARBON DISTRIBUTION REPORT

ALS Sample ID: WT2533107-020-E601.SG-L
Client Sample ID: BH25-09 SA4

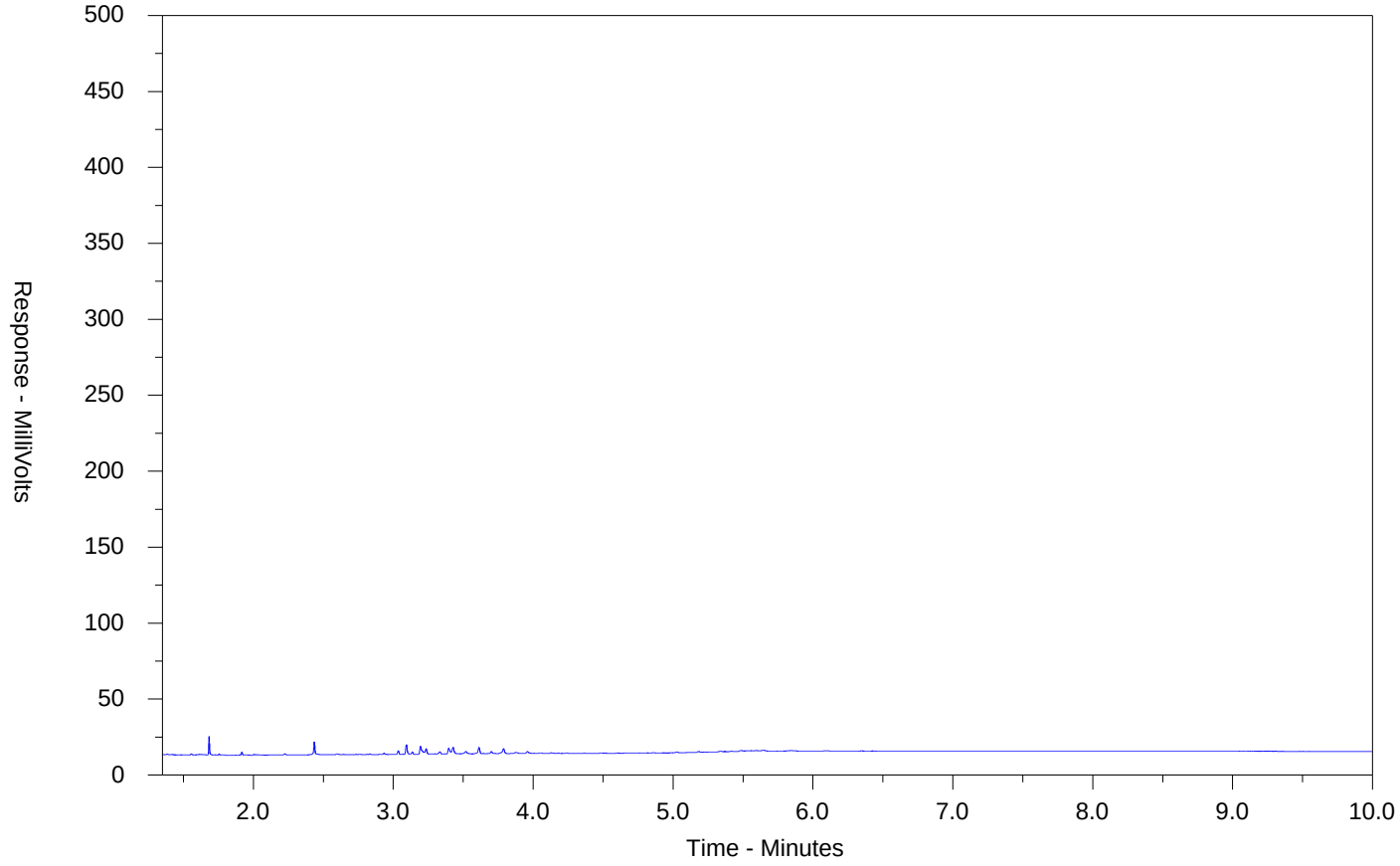

←F2→	←F3→	←F4→	
nC10	nC16	nC34	nC50
174°C	287°C	481°C	575°C
346°F	549°F	898°F	1067°F
Gasoline →		← Motor Oils/Lube Oils/Grease →	
← Diesel/Jet Fuels →			

The CCME F2-F4 Hydrocarbon Distribution Report (HDR) is intended to assist you in characterizing hydrocarbon products that may be present in your sample.

The scale at the bottom of the chromatogram indicates the approximate retention times of common petroleum products and four n-alkane hydrocarbon marker compounds. Retention times may vary between samples, but general patterns and distributions will remain similar.

Peak heights in this report are a function of the sample concentration, the sample amount extracted, the sample dilution factor and the scale at the left.

Note: This chromatogram was produced using GC conditions that are specific to ALS Canada CCME F2-F4 method. Refer to the ALS Canada CCME F2-F4 Hydrocarbon Library for a collection of chromatograms from common reference samples (fuels, oils, etc.). The HDR Library can be found at www.alsglobal.com.

CCME F2-F4 HYDROCARBON DISTRIBUTION REPORT

ALS Sample ID: WT2533107-021-E601.SG-L
Client Sample ID: BH25-09 SA5

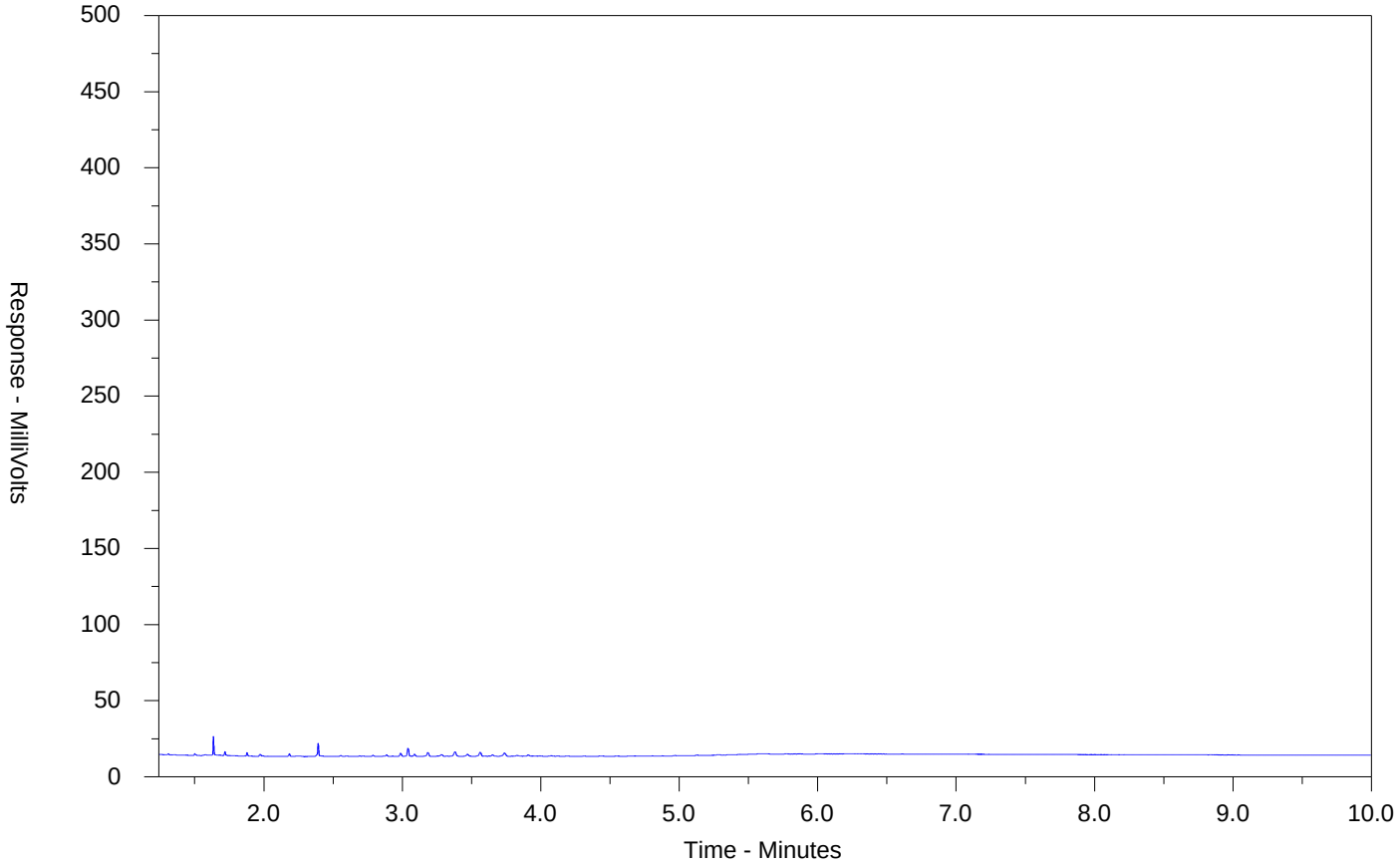

←F2→	←F3→	←F4→	
nC10	nC16	nC34	nC50
174°C	287°C	481°C	575°C
346°F	549°F	898°F	1067°F
Gasoline →		← Motor Oils/Lube Oils/Grease →	
← Diesel/Jet Fuels →			

The CCME F2-F4 Hydrocarbon Distribution Report (HDR) is intended to assist you in characterizing hydrocarbon products that may be present in your sample.

The scale at the bottom of the chromatogram indicates the approximate retention times of common petroleum products and four n-alkane hydrocarbon marker compounds. Retention times may vary between samples, but general patterns and distributions will remain similar.

Peak heights in this report are a function of the sample concentration, the sample amount extracted, the sample dilution factor and the scale at the left.

Note: This chromatogram was produced using GC conditions that are specific to ALS Canada CCME F2-F4 method. Refer to the ALS Canada CCME F2-F4 Hydrocarbon Library for a collection of chromatograms from common reference samples (fuels, oils, etc.). The HDR Library can be found at www.alsglobal.com.

CCME F2-F4 HYDROCARBON DISTRIBUTION REPORT

ALS Sample ID: WT2533107-022-E601.SG-L
Client Sample ID: BH25-10 SA1

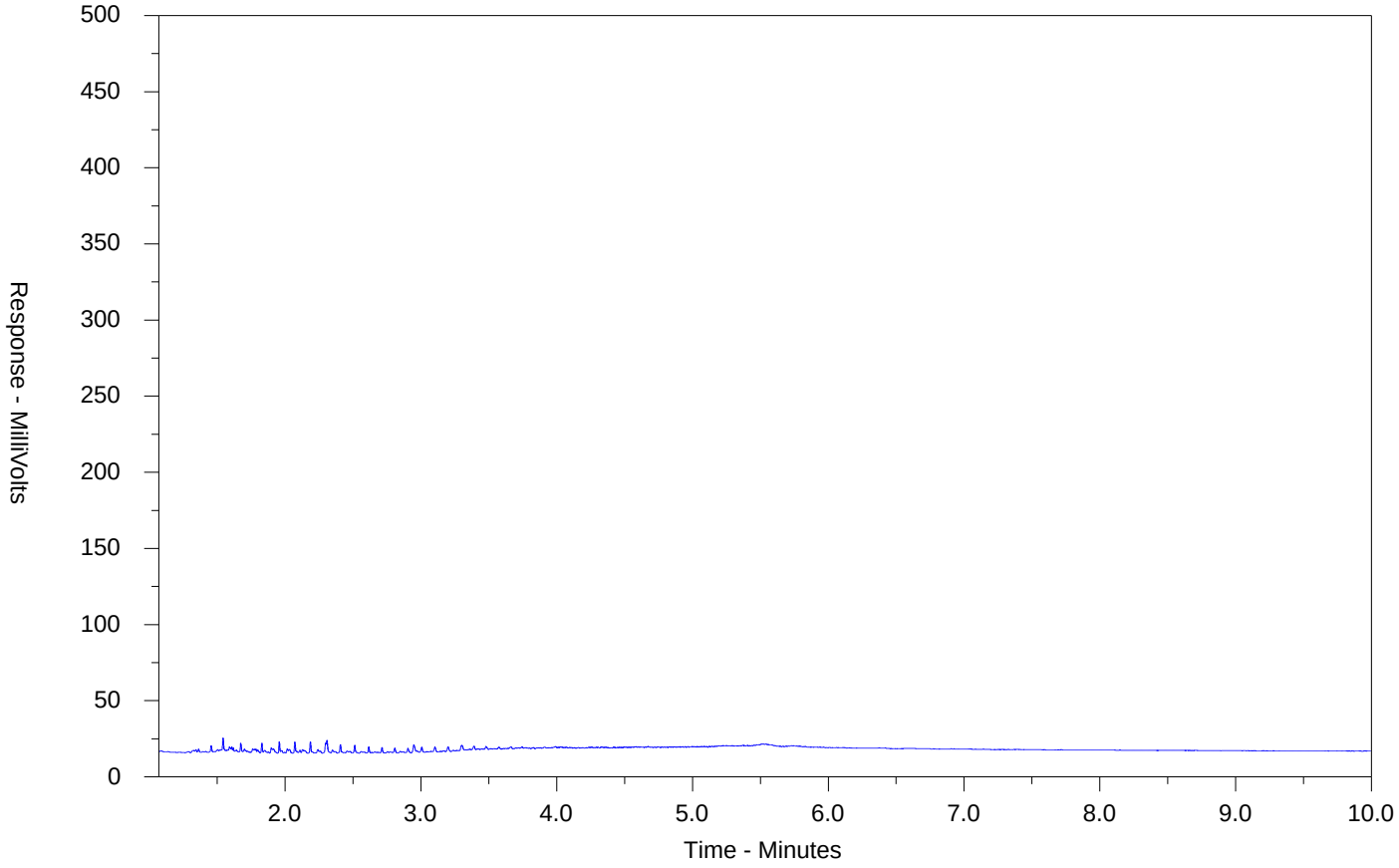

←F2→	←F3→	←F4→	
nC10	nC16	nC34	nC50
174°C	287°C	481°C	575°C
346°F	549°F	898°F	1067°F
Gasoline →		← Motor Oils/Lube Oils/Grease →	
← Diesel/Jet Fuels →			

The CCME F2-F4 Hydrocarbon Distribution Report (HDR) is intended to assist you in characterizing hydrocarbon products that may be present in your sample.

The scale at the bottom of the chromatogram indicates the approximate retention times of common petroleum products and four n-alkane hydrocarbon marker compounds. Retention times may vary between samples, but general patterns and distributions will remain similar.

Peak heights in this report are a function of the sample concentration, the sample amount extracted, the sample dilution factor and the scale at the left.

Note: This chromatogram was produced using GC conditions that are specific to ALS Canada CCME F2-F4 method. Refer to the ALS Canada CCME F2-F4 Hydrocarbon Library for a collection of chromatograms from common reference samples (fuels, oils, etc.). The HDR Library can be found at www.alsglobal.com.

CCME F2-F4 HYDROCARBON DISTRIBUTION REPORT

ALS Sample ID: WT2533107-023-E601.SG-L
Client Sample ID: BH25-10 SA2

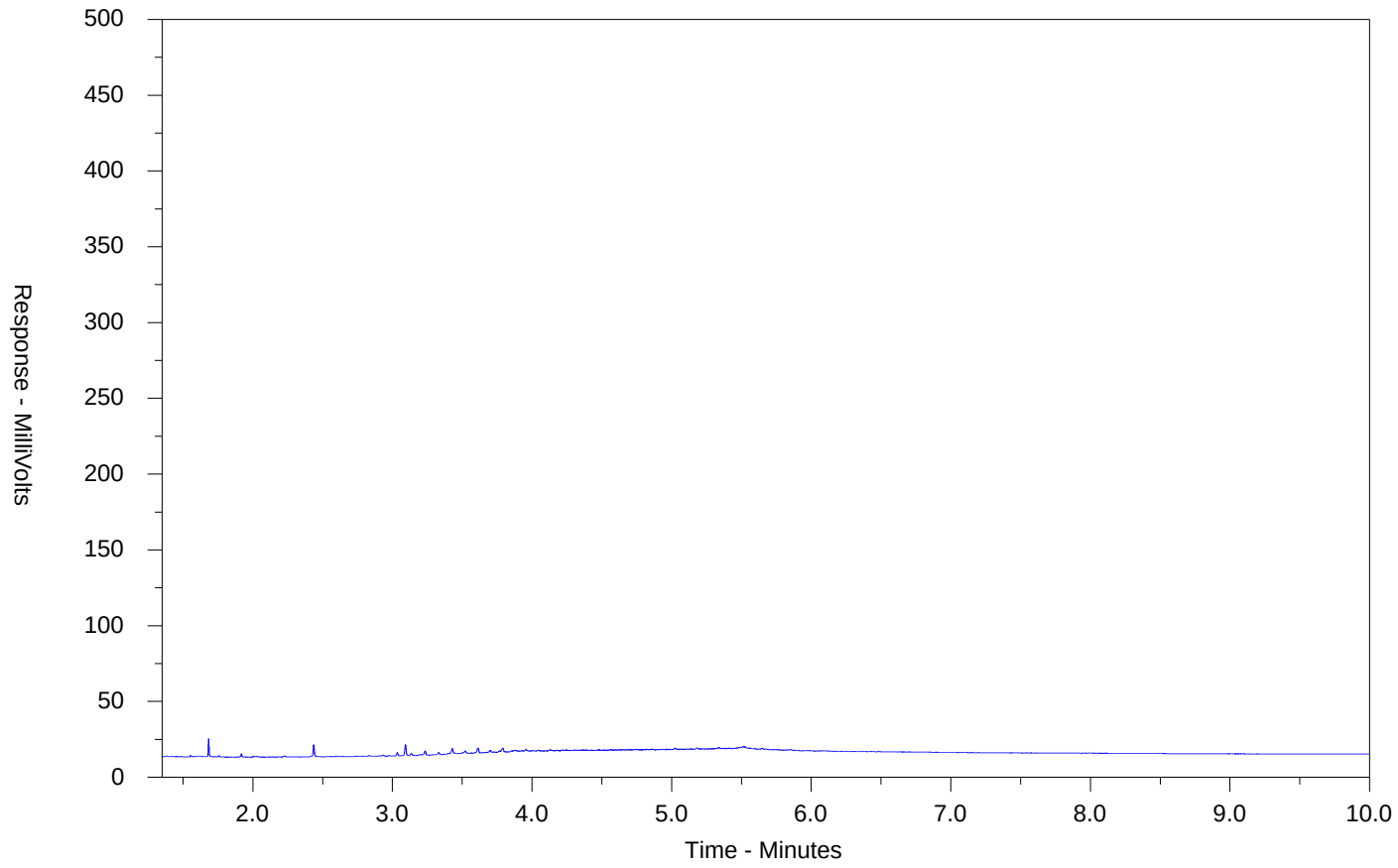

←F2→	←F3→	←F4→	
nC10	nC16	nC34	nC50
174°C	287°C	481°C	575°C
346°F	549°F	898°F	1067°F
Gasoline →		← Motor Oils/Lube Oils/Grease →	
← Diesel/Jet Fuels →			

The CCME F2-F4 Hydrocarbon Distribution Report (HDR) is intended to assist you in characterizing hydrocarbon products that may be present in your sample.

The scale at the bottom of the chromatogram indicates the approximate retention times of common petroleum products and four n-alkane hydrocarbon marker compounds. Retention times may vary between samples, but general patterns and distributions will remain similar.

Peak heights in this report are a function of the sample concentration, the sample amount extracted, the sample dilution factor and the scale at the left.

Note: This chromatogram was produced using GC conditions that are specific to ALS Canada CCME F2-F4 method. Refer to the ALS Canada CCME F2-F4 Hydrocarbon Library for a collection of chromatograms from common reference samples (fuels, oils, etc.). The HDR Library can be found at www.alsglobal.com.

CCME F2-F4 HYDROCARBON DISTRIBUTION REPORT

ALS Sample ID: WT2533107-024-E601.SG-L
Client Sample ID: BH25-10 SA3

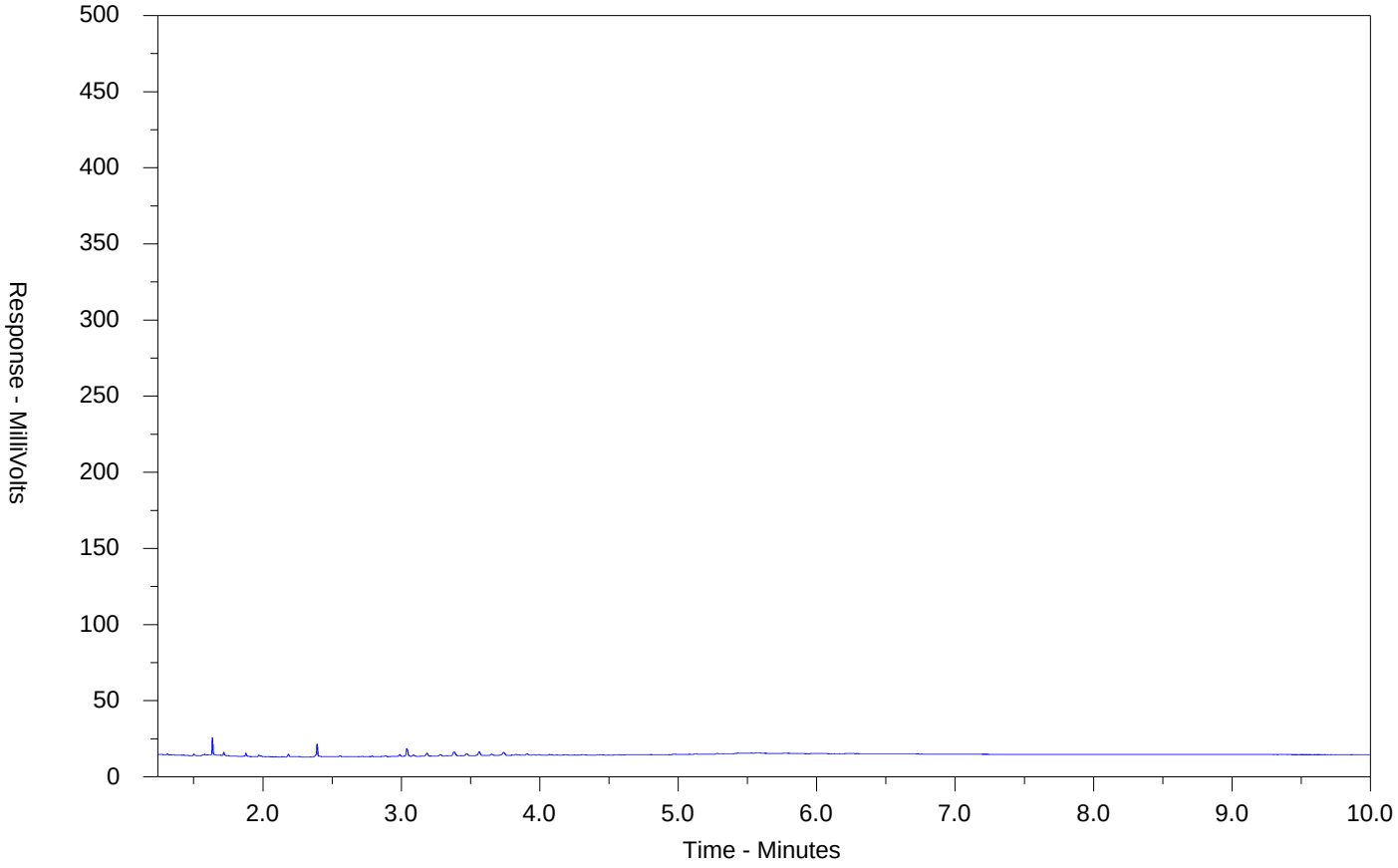

←F2→	←F3→	←F4→	
nC10	nC16	nC34	nC50
174°C	287°C	481°C	575°C
346°F	549°F	898°F	1067°F
Gasoline →		← Motor Oils/Lube Oils/Grease →	
← Diesel/Jet Fuels →			

The CCME F2-F4 Hydrocarbon Distribution Report (HDR) is intended to assist you in characterizing hydrocarbon products that may be present in your sample.

The scale at the bottom of the chromatogram indicates the approximate retention times of common petroleum products and four n-alkane hydrocarbon marker compounds. Retention times may vary between samples, but general patterns and distributions will remain similar.

Peak heights in this report are a function of the sample concentration, the sample amount extracted, the sample dilution factor and the scale at the left.

Note: This chromatogram was produced using GC conditions that are specific to ALS Canada CCME F2-F4 method. Refer to the ALS Canada CCME F2-F4 Hydrocarbon Library for a collection of chromatograms from common reference samples (fuels, oils, etc.). The HDR Library can be found at www.alsglobal.com.

CCME F2-F4 HYDROCARBON DISTRIBUTION REPORT

ALS Sample ID: WT2533107-025-E601.SG-L
Client Sample ID: BH25-10 SA4

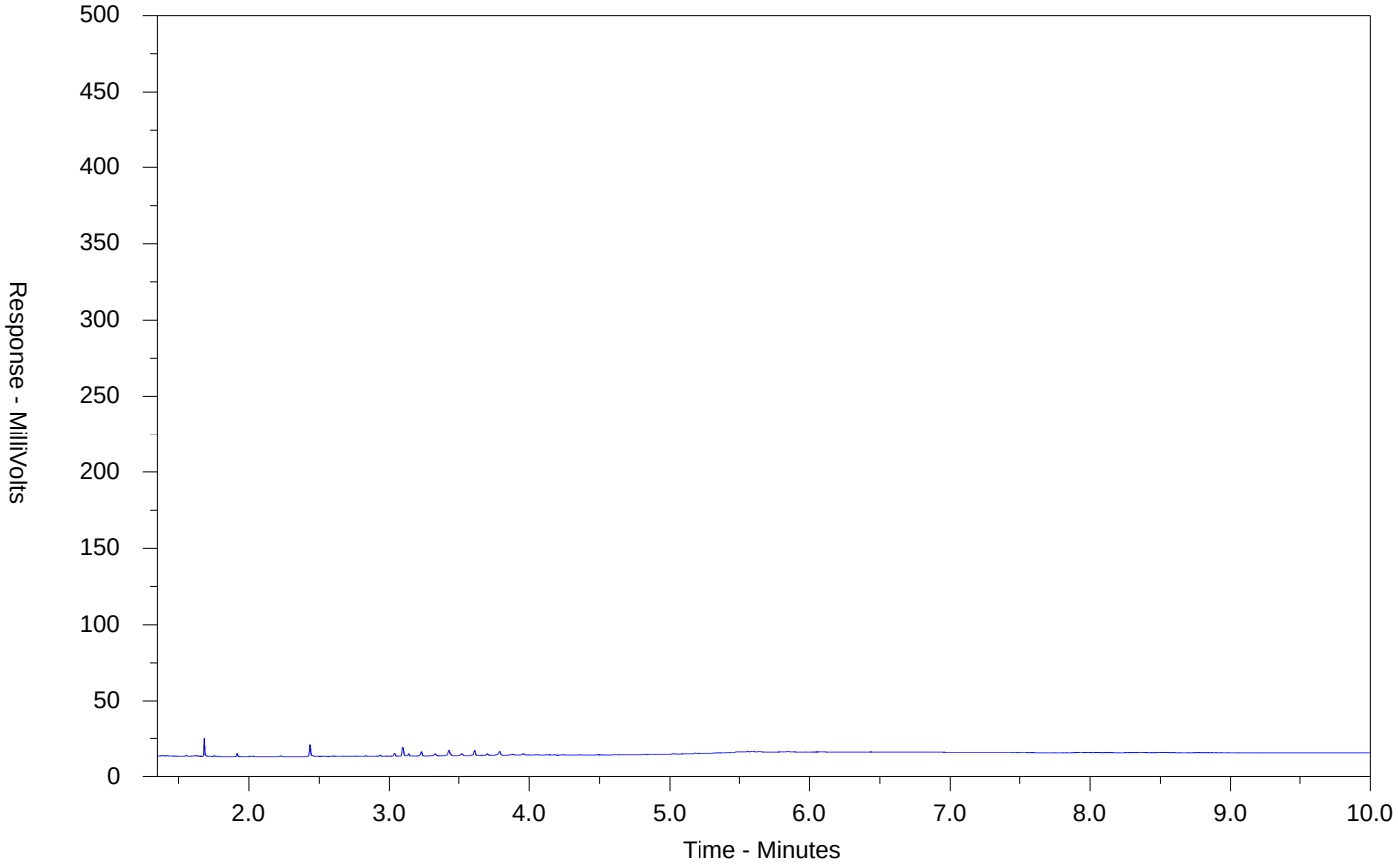

←F2→	←F3→	←F4→	
nC10	nC16	nC34	nC50
174°C	287°C	481°C	575°C
346°F	549°F	898°F	1067°F
Gasoline →		← Motor Oils/Lube Oils/Grease →	
← Diesel/Jet Fuels →			

The CCME F2-F4 Hydrocarbon Distribution Report (HDR) is intended to assist you in characterizing hydrocarbon products that may be present in your sample.

The scale at the bottom of the chromatogram indicates the approximate retention times of common petroleum products and four n-alkane hydrocarbon marker compounds. Retention times may vary between samples, but general patterns and distributions will remain similar.

Peak heights in this report are a function of the sample concentration, the sample amount extracted, the sample dilution factor and the scale at the left.

Note: This chromatogram was produced using GC conditions that are specific to ALS Canada CCME F2-F4 method. Refer to the ALS Canada CCME F2-F4 Hydrocarbon Library for a collection of chromatograms from common reference samples (fuels, oils, etc.). The HDR Library can be found at www.alsglobal.com.

CCME F2-F4 HYDROCARBON DISTRIBUTION REPORT

ALS Sample ID: WT2533107-026-E601.SG-L
Client Sample ID: BH25-10 SA5

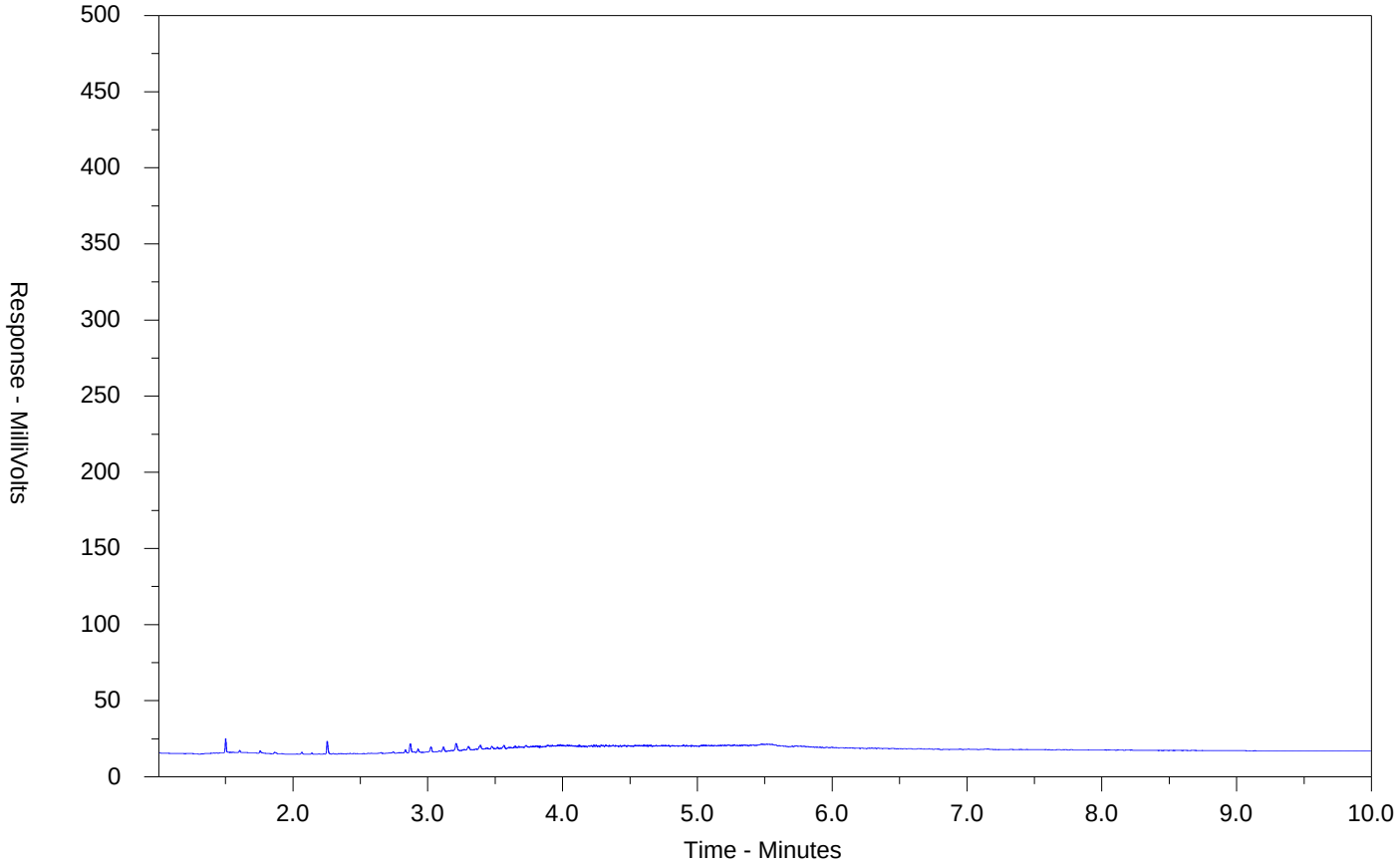

←F2→	←F3→	←F4→	
nC10	nC16	nC34	nC50
174°C	287°C	481°C	575°C
346°F	549°F	898°F	1067°F
Gasoline →		← Motor Oils/Lube Oils/Grease →	
← Diesel/Jet Fuels →			

The CCME F2-F4 Hydrocarbon Distribution Report (HDR) is intended to assist you in characterizing hydrocarbon products that may be present in your sample.

The scale at the bottom of the chromatogram indicates the approximate retention times of common petroleum products and four n-alkane hydrocarbon marker compounds. Retention times may vary between samples, but general patterns and distributions will remain similar.

Peak heights in this report are a function of the sample concentration, the sample amount extracted, the sample dilution factor and the scale at the left.

Note: This chromatogram was produced using GC conditions that are specific to ALS Canada CCME F2-F4 method. Refer to the ALS Canada CCME F2-F4 Hydrocarbon Library for a collection of chromatograms from common reference samples (fuels, oils, etc.). The HDR Library can be found at www.alsglobal.com.

CCME F2-F4 HYDROCARBON DISTRIBUTION REPORT

ALS Sample ID: WT2533107-027-E601.SG-L
Client Sample ID: BH25-11 SA1

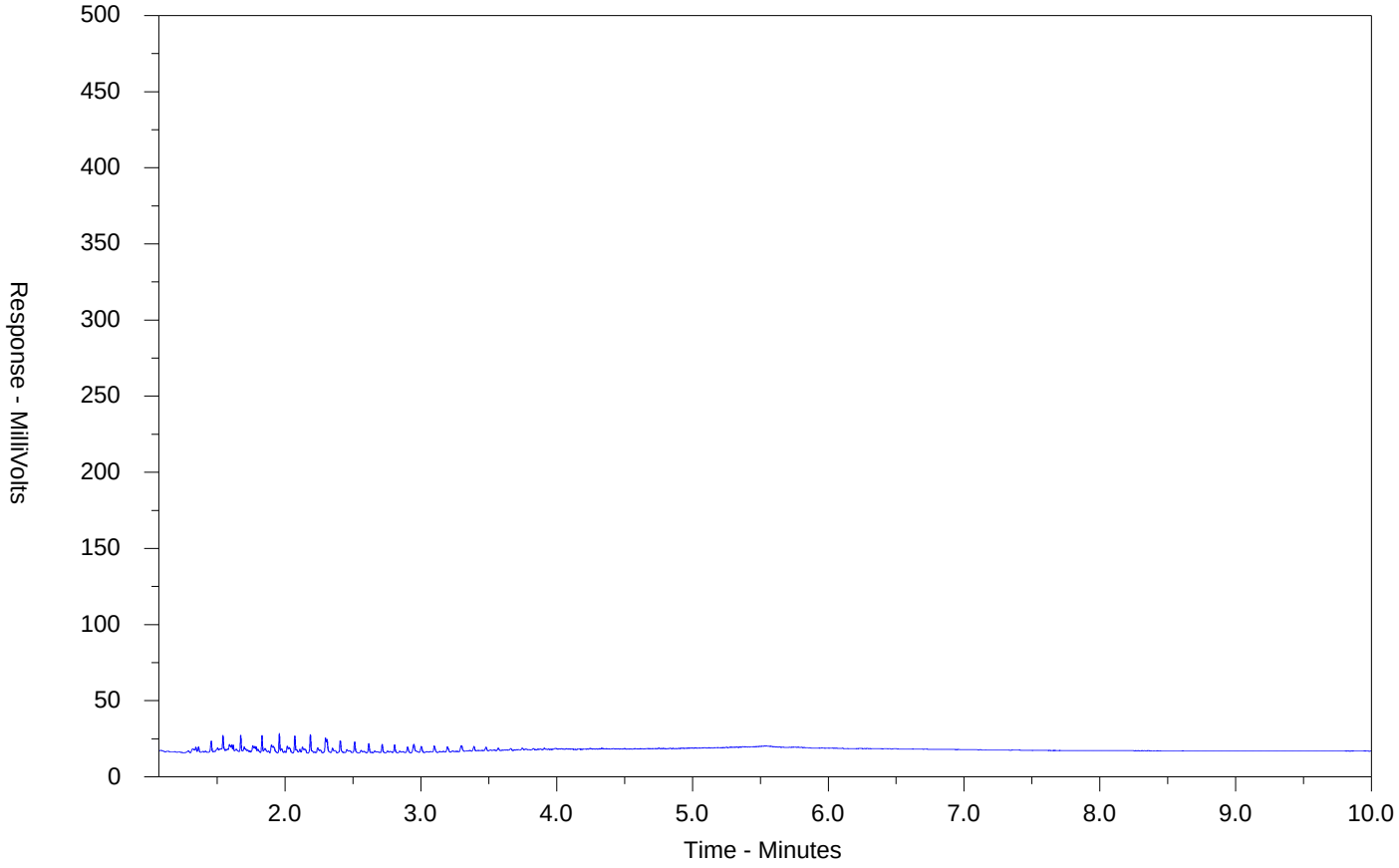

←F2→	←F3→	←F4→	
nC10	nC16	nC34	nC50
174°C	287°C	481°C	575°C
346°F	549°F	898°F	1067°F
Gasoline →		← Motor Oils/Lube Oils/Grease →	
← Diesel/Jet Fuels →			

The CCME F2-F4 Hydrocarbon Distribution Report (HDR) is intended to assist you in characterizing hydrocarbon products that may be present in your sample.

The scale at the bottom of the chromatogram indicates the approximate retention times of common petroleum products and four n-alkane hydrocarbon marker compounds. Retention times may vary between samples, but general patterns and distributions will remain similar.

Peak heights in this report are a function of the sample concentration, the sample amount extracted, the sample dilution factor and the scale at the left.

Note: This chromatogram was produced using GC conditions that are specific to ALS Canada CCME F2-F4 method. Refer to the ALS Canada CCME F2-F4 Hydrocarbon Library for a collection of chromatograms from common reference samples (fuels, oils, etc.). The HDR Library can be found at www.alsglobal.com.

CCME F2-F4 HYDROCARBON DISTRIBUTION REPORT

ALS Sample ID: WT2533107-028-E601.SG-L
Client Sample ID: BH25-11 SA2

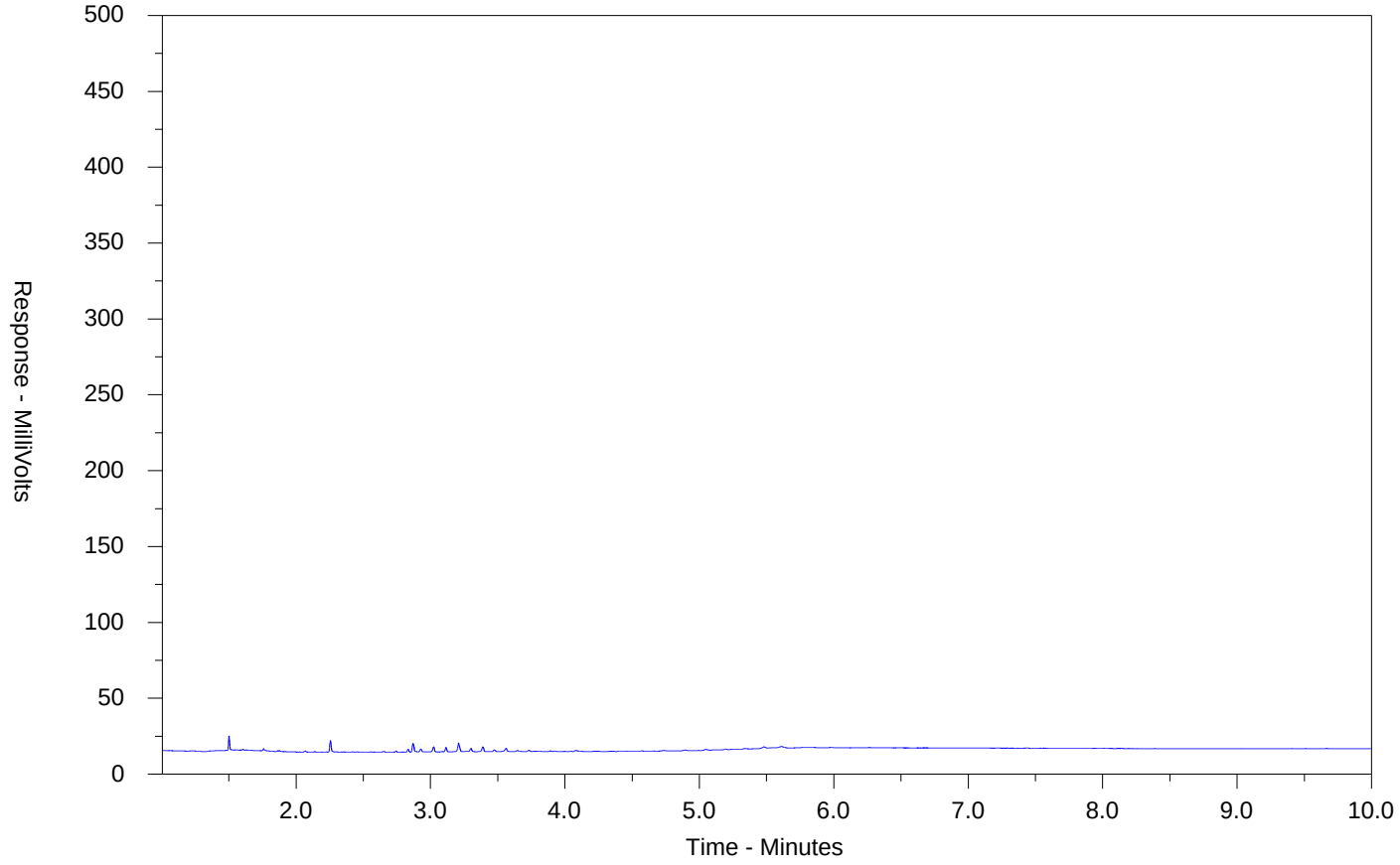

←F2→	←F3→	←F4→	
nC10	nC16	nC34	nC50
174°C	287°C	481°C	575°C
346°F	549°F	898°F	1067°F
Gasoline →		← Motor Oils/Lube Oils/Grease →	
← Diesel/Jet Fuels →			

The CCME F2-F4 Hydrocarbon Distribution Report (HDR) is intended to assist you in characterizing hydrocarbon products that may be present in your sample.

The scale at the bottom of the chromatogram indicates the approximate retention times of common petroleum products and four n-alkane hydrocarbon marker compounds. Retention times may vary between samples, but general patterns and distributions will remain similar.

Peak heights in this report are a function of the sample concentration, the sample amount extracted, the sample dilution factor and the scale at the left.

Note: This chromatogram was produced using GC conditions that are specific to ALS Canada CCME F2-F4 method. Refer to the ALS Canada CCME F2-F4 Hydrocarbon Library for a collection of chromatograms from common reference samples (fuels, oils, etc.). The HDR Library can be found at www.alsglobal.com.

CCME F2-F4 HYDROCARBON DISTRIBUTION REPORT

ALS Sample ID: WT2533107-029-E601.SG-L
Client Sample ID: BH25-11 SA3

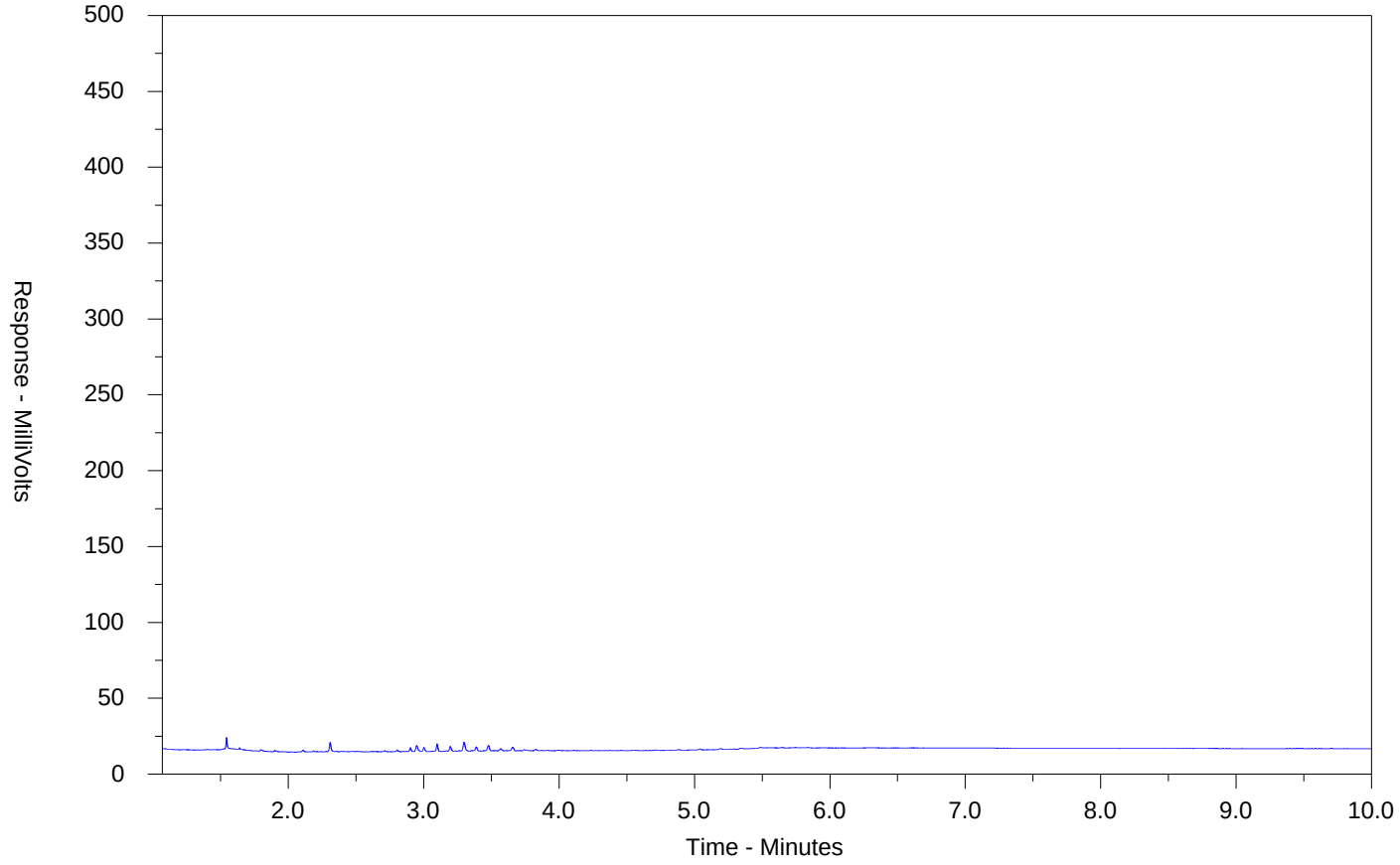

←F2→	←F3→	←F4→	
nC10	nC16	nC34	nC50
174°C	287°C	481°C	575°C
346°F	549°F	898°F	1067°F
Gasoline →		← Motor Oils/Lube Oils/Grease →	
← Diesel/Jet Fuels →			

The CCME F2-F4 Hydrocarbon Distribution Report (HDR) is intended to assist you in characterizing hydrocarbon products that may be present in your sample.

The scale at the bottom of the chromatogram indicates the approximate retention times of common petroleum products and four n-alkane hydrocarbon marker compounds. Retention times may vary between samples, but general patterns and distributions will remain similar.

Peak heights in this report are a function of the sample concentration, the sample amount extracted, the sample dilution factor and the scale at the left.

Note: This chromatogram was produced using GC conditions that are specific to ALS Canada CCME F2-F4 method. Refer to the ALS Canada CCME F2-F4 Hydrocarbon Library for a collection of chromatograms from common reference samples (fuels, oils, etc.). The HDR Library can be found at www.alsglobal.com.

CCME F2-F4 HYDROCARBON DISTRIBUTION REPORT

ALS Sample ID: WT2533107-030-E601.SG-L
Client Sample ID: BH25-11 SA4

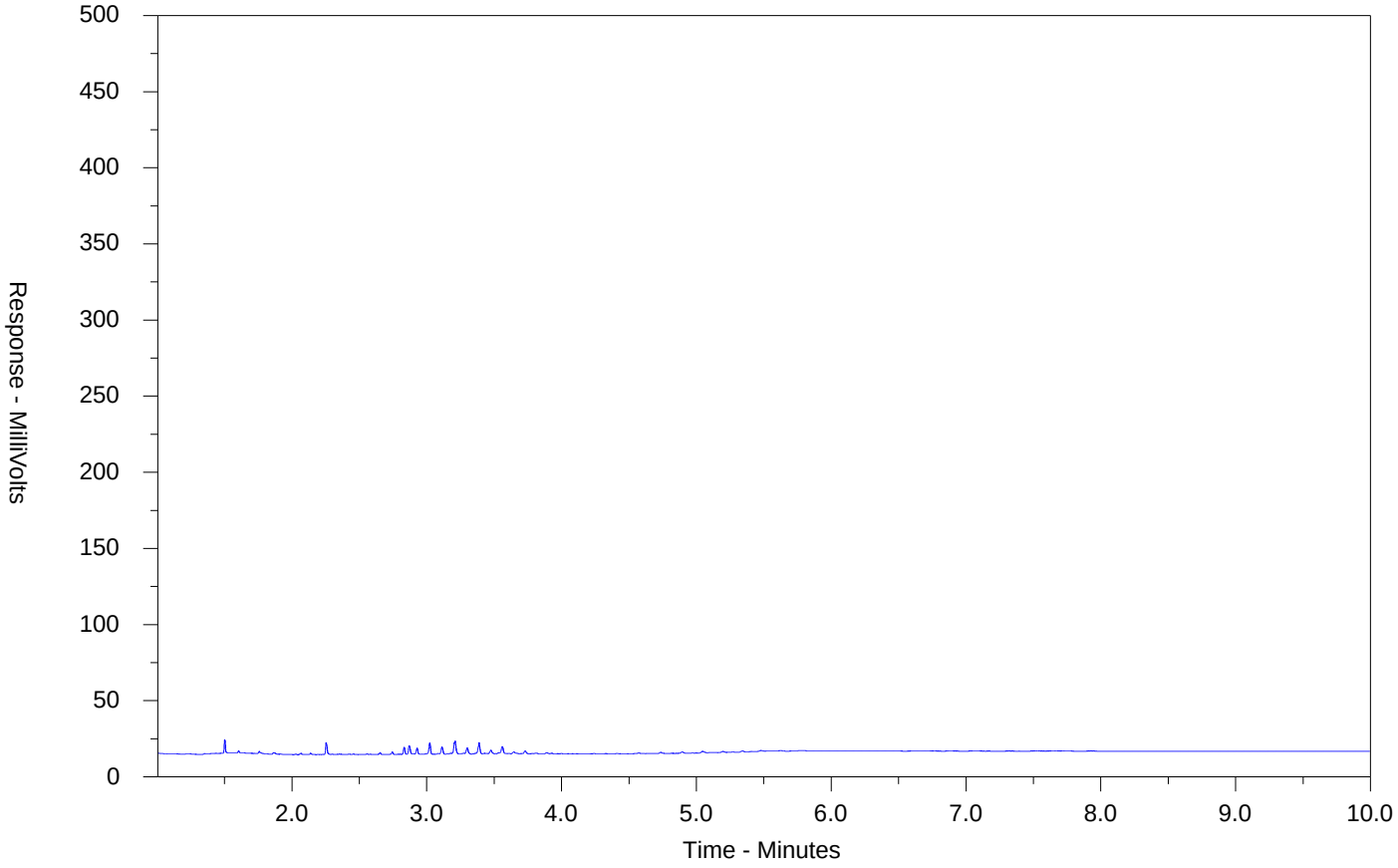

←F2→	←F3→	←F4→	
nC10	nC16	nC34	nC50
174°C	287°C	481°C	575°C
346°F	549°F	898°F	1067°F
Gasoline →		← Motor Oils/Lube Oils/Grease →	
← Diesel/Jet Fuels →			

The CCME F2-F4 Hydrocarbon Distribution Report (HDR) is intended to assist you in characterizing hydrocarbon products that may be present in your sample.

The scale at the bottom of the chromatogram indicates the approximate retention times of common petroleum products and four n-alkane hydrocarbon marker compounds. Retention times may vary between samples, but general patterns and distributions will remain similar.

Peak heights in this report are a function of the sample concentration, the sample amount extracted, the sample dilution factor and the scale at the left.

Note: This chromatogram was produced using GC conditions that are specific to ALS Canada CCME F2-F4 method. Refer to the ALS Canada CCME F2-F4 Hydrocarbon Library for a collection of chromatograms from common reference samples (fuels, oils, etc.). The HDR Library can be found at www.alsglobal.com.

CCME F2-F4 HYDROCARBON DISTRIBUTION REPORT

ALS Sample ID: WT2533107-031-E601.SG-L
Client Sample ID: BH25-11 SA5

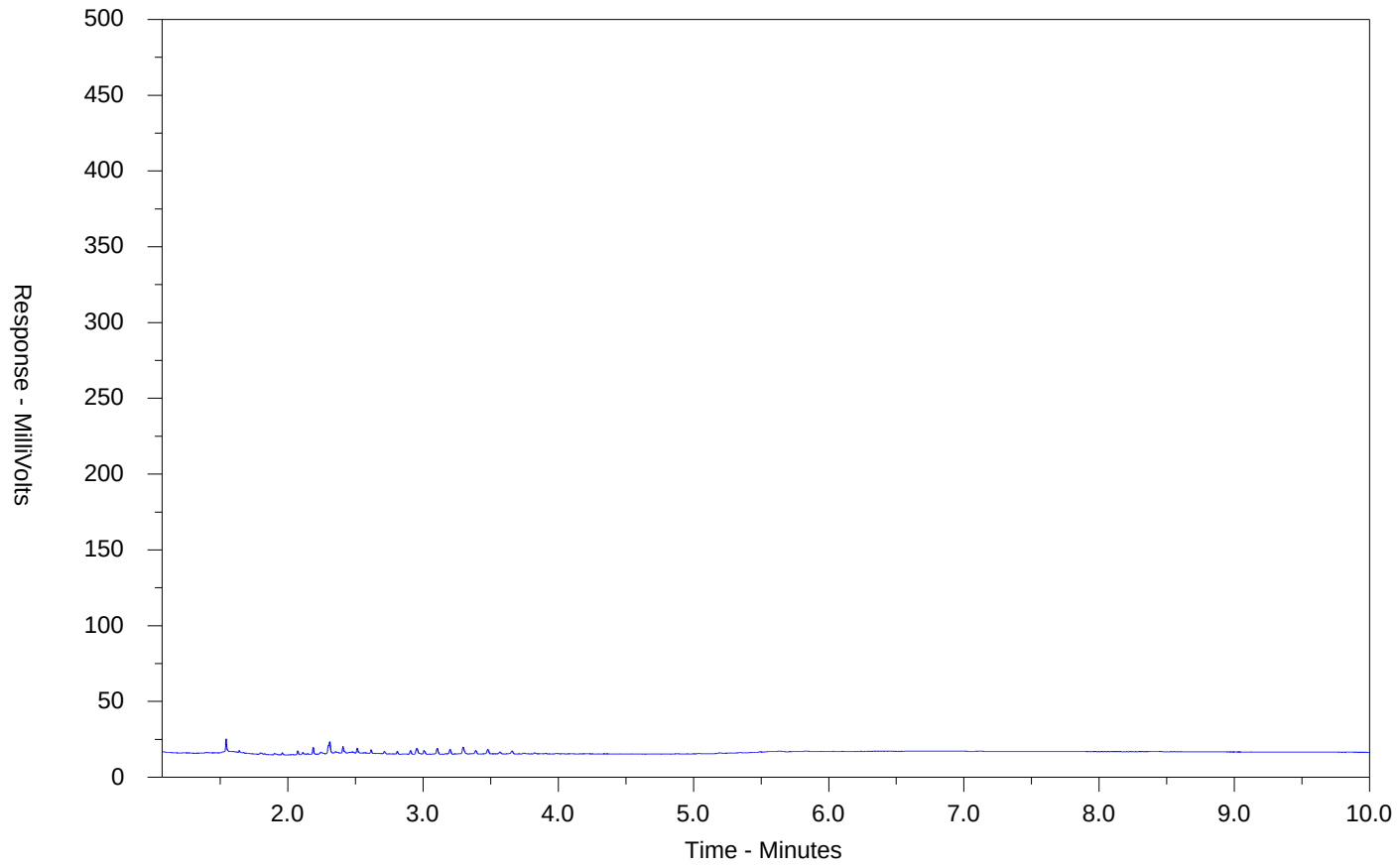

←F2→	←F3→	←F4→	
nC10	nC16	nC34	nC50
174°C	287°C	481°C	575°C
346°F	549°F	898°F	1067°F
Gasoline →		← Motor Oils/Lube Oils/Grease →	
← Diesel/Jet Fuels →			

The CCME F2-F4 Hydrocarbon Distribution Report (HDR) is intended to assist you in characterizing hydrocarbon products that may be present in your sample.

The scale at the bottom of the chromatogram indicates the approximate retention times of common petroleum products and four n-alkane hydrocarbon marker compounds. Retention times may vary between samples, but general patterns and distributions will remain similar.

Peak heights in this report are a function of the sample concentration, the sample amount extracted, the sample dilution factor and the scale at the left.

Note: This chromatogram was produced using GC conditions that are specific to ALS Canada CCME F2-F4 method. Refer to the ALS Canada CCME F2-F4 Hydrocarbon Library for a collection of chromatograms from common reference samples (fuels, oils, etc.). The HDR Library can be found at www.alsglobal.com.

CCME F2-F4 HYDROCARBON DISTRIBUTION REPORT

ALS Sample ID: WT2533107-032-E601.SG-L
Client Sample ID: BH25-12 SA1

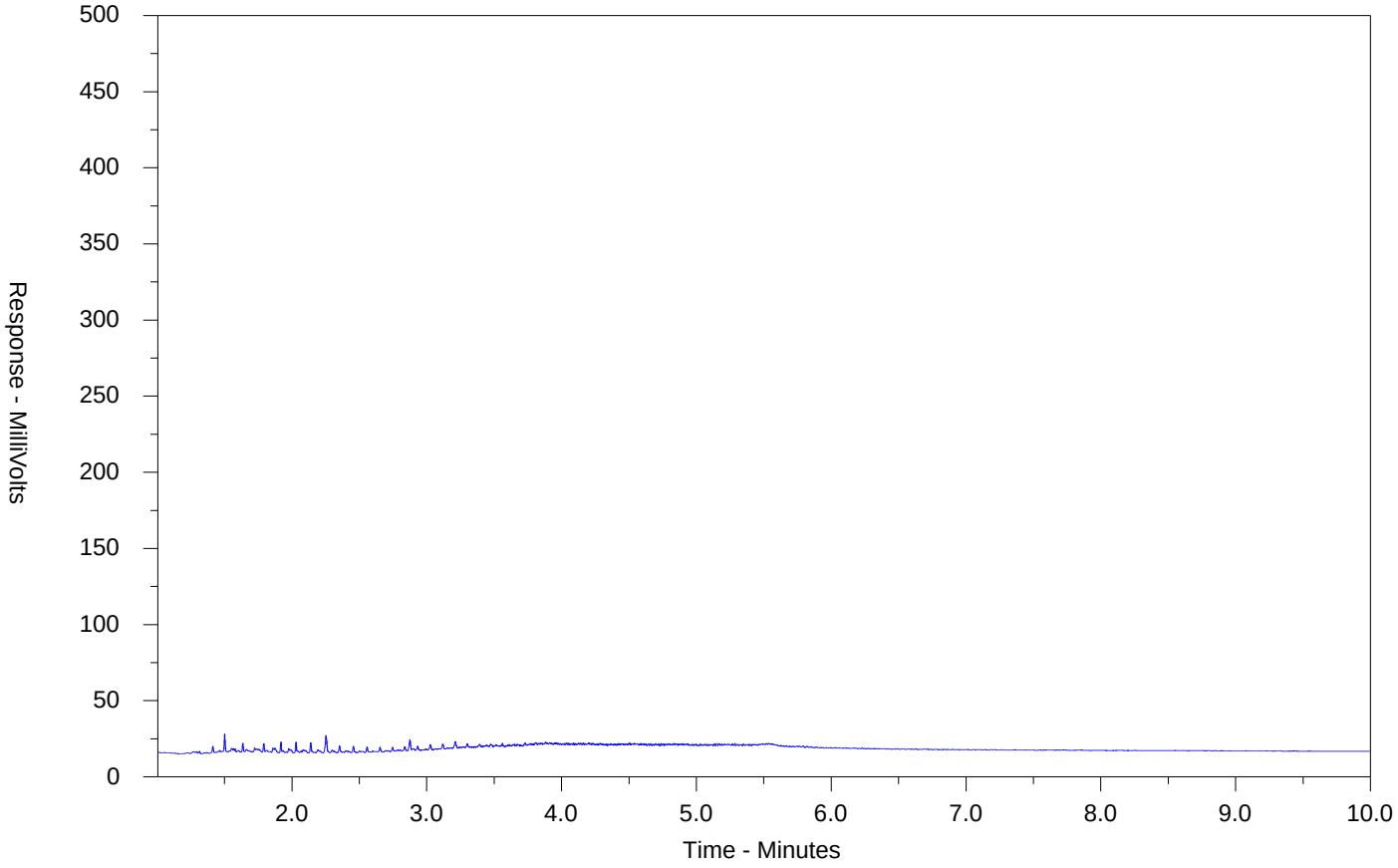

←F2→	←F3→	←F4→	
nC10	nC16	nC34	nC50
174°C	287°C	481°C	575°C
346°F	549°F	898°F	1067°F
Gasoline →		← Motor Oils/Lube Oils/Grease →	
← Diesel/Jet Fuels →			

The CCME F2-F4 Hydrocarbon Distribution Report (HDR) is intended to assist you in characterizing hydrocarbon products that may be present in your sample.

The scale at the bottom of the chromatogram indicates the approximate retention times of common petroleum products and four n-alkane hydrocarbon marker compounds. Retention times may vary between samples, but general patterns and distributions will remain similar.

Peak heights in this report are a function of the sample concentration, the sample amount extracted, the sample dilution factor and the scale at the left.

Note: This chromatogram was produced using GC conditions that are specific to ALS Canada CCME F2-F4 method. Refer to the ALS Canada CCME F2-F4 Hydrocarbon Library for a collection of chromatograms from common reference samples (fuels, oils, etc.). The HDR Library can be found at www.alsglobal.com.

CCME F2-F4 HYDROCARBON DISTRIBUTION REPORT

ALS Sample ID: WT2533107-033-E601.SG-L
Client Sample ID: BH25-12 SA2

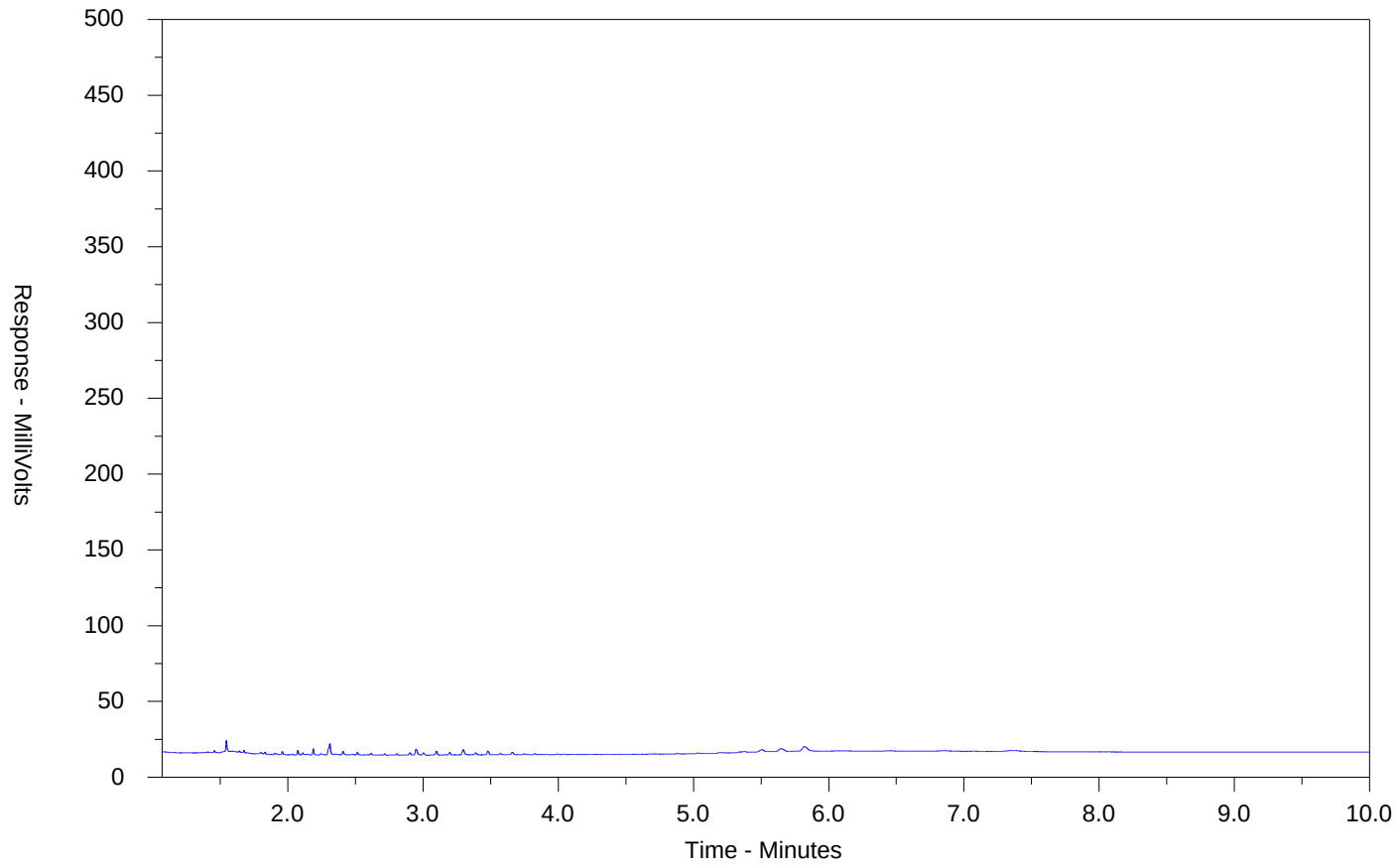

←F2→	←F3→	←F4→	
nC10	nC16	nC34	nC50
174°C	287°C	481°C	575°C
346°F	549°F	898°F	1067°F
Gasoline →		← Motor Oils/Lube Oils/Grease →	
← Diesel/Jet Fuels →			

The CCME F2-F4 Hydrocarbon Distribution Report (HDR) is intended to assist you in characterizing hydrocarbon products that may be present in your sample.

The scale at the bottom of the chromatogram indicates the approximate retention times of common petroleum products and four n-alkane hydrocarbon marker compounds. Retention times may vary between samples, but general patterns and distributions will remain similar.

Peak heights in this report are a function of the sample concentration, the sample amount extracted, the sample dilution factor and the scale at the left.

Note: This chromatogram was produced using GC conditions that are specific to ALS Canada CCME F2-F4 method. Refer to the ALS Canada CCME F2-F4 Hydrocarbon Library for a collection of chromatograms from common reference samples (fuels, oils, etc.). The HDR Library can be found at www.alsglobal.com.

CCME F2-F4 HYDROCARBON DISTRIBUTION REPORT

ALS Sample ID: WT2533107-034-E601.SG-L
Client Sample ID: BH25-12 SA3

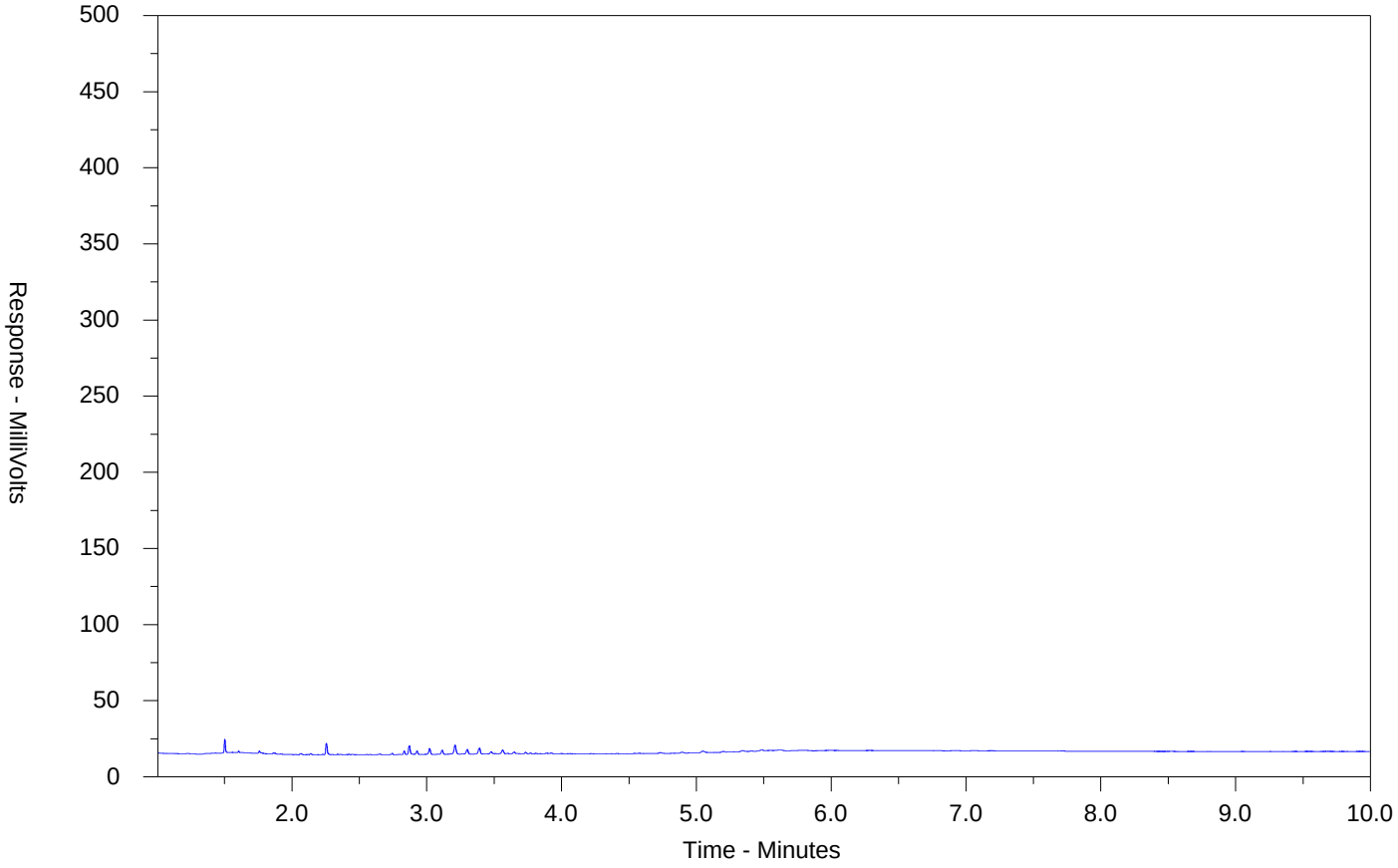

←F2→	←F3→	←F4→	
nC10	nC16	nC34	nC50
174°C	287°C	481°C	575°C
346°F	549°F	898°F	1067°F
Gasoline →		← Motor Oils/Lube Oils/Grease →	
← Diesel/Jet Fuels →			

The CCME F2-F4 Hydrocarbon Distribution Report (HDR) is intended to assist you in characterizing hydrocarbon products that may be present in your sample.

The scale at the bottom of the chromatogram indicates the approximate retention times of common petroleum products and four n-alkane hydrocarbon marker compounds. Retention times may vary between samples, but general patterns and distributions will remain similar.

Peak heights in this report are a function of the sample concentration, the sample amount extracted, the sample dilution factor and the scale at the left.

Note: This chromatogram was produced using GC conditions that are specific to ALS Canada CCME F2-F4 method. Refer to the ALS Canada CCME F2-F4 Hydrocarbon Library for a collection of chromatograms from common reference samples (fuels, oils, etc.). The HDR Library can be found at www.alsglobal.com.

CCME F2-F4 HYDROCARBON DISTRIBUTION REPORT

ALS Sample ID: WT2533107-035-E601.SG-L
Client Sample ID: BH25-12 SA4

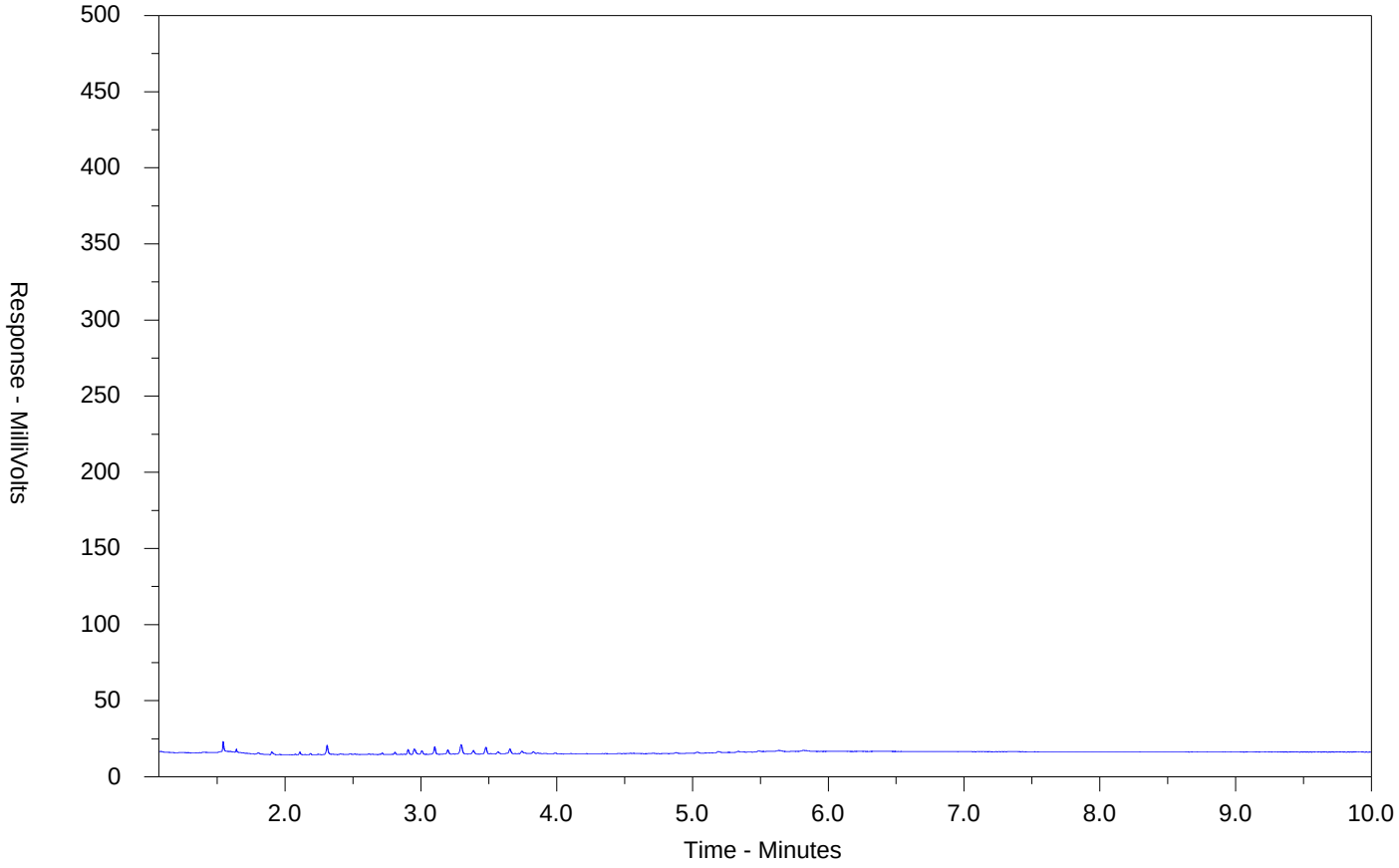

←F2→	←F3→	←F4→	
nC10	nC16	nC34	nC50
174°C	287°C	481°C	575°C
346°F	549°F	898°F	1067°F
Gasoline →		← Motor Oils/Lube Oils/Grease →	
← Diesel/Jet Fuels →			

The CCME F2-F4 Hydrocarbon Distribution Report (HDR) is intended to assist you in characterizing hydrocarbon products that may be present in your sample.

The scale at the bottom of the chromatogram indicates the approximate retention times of common petroleum products and four n-alkane hydrocarbon marker compounds. Retention times may vary between samples, but general patterns and distributions will remain similar.

Peak heights in this report are a function of the sample concentration, the sample amount extracted, the sample dilution factor and the scale at the left.

Note: This chromatogram was produced using GC conditions that are specific to ALS Canada CCME F2-F4 method. Refer to the ALS Canada CCME F2-F4 Hydrocarbon Library for a collection of chromatograms from common reference samples (fuels, oils, etc.). The HDR Library can be found at www.alsglobal.com.

CCME F2-F4 HYDROCARBON DISTRIBUTION REPORT

ALS Sample ID: WT2533107-036-E601.SG-L
Client Sample ID: BH25-12 SA5

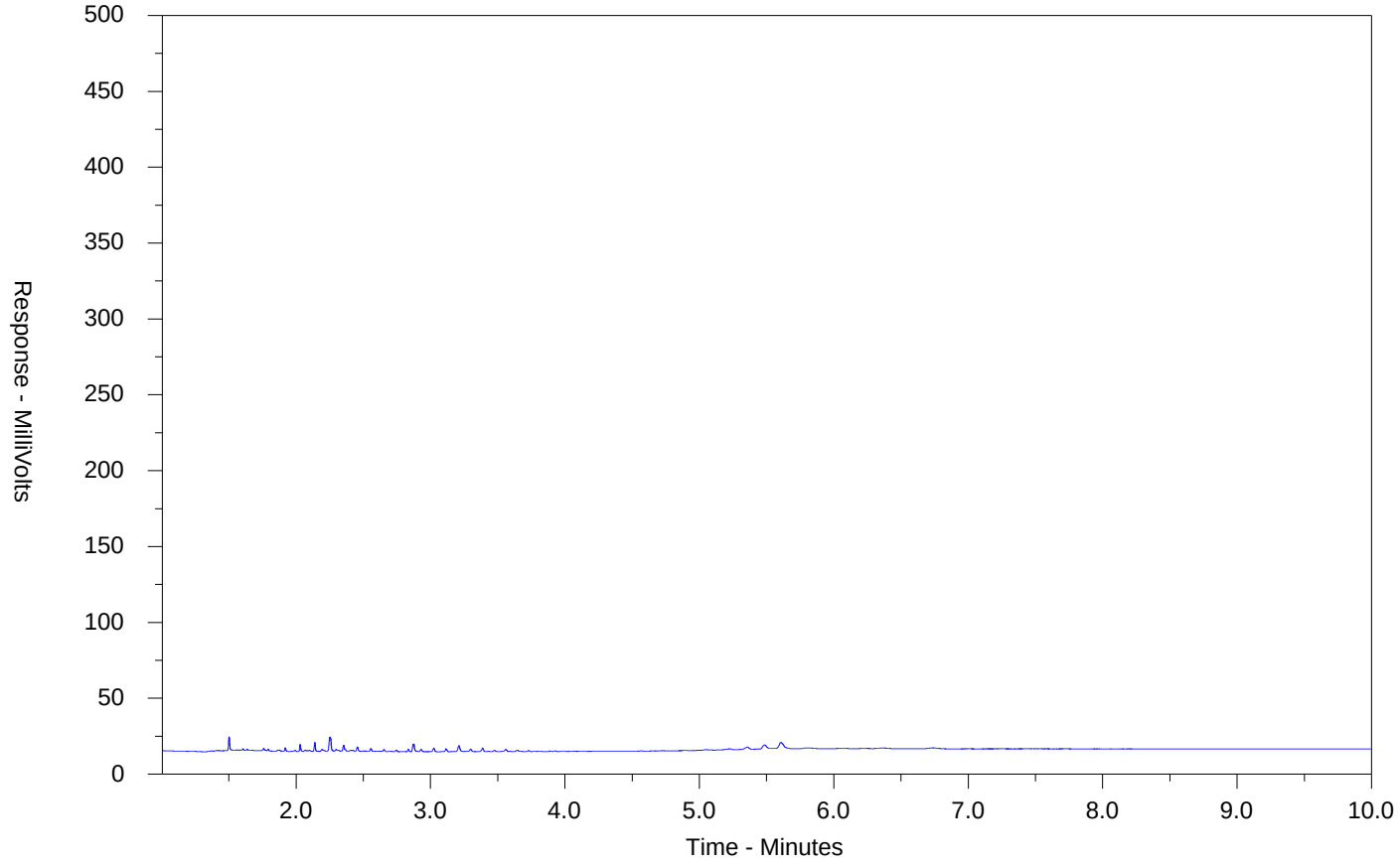

←F2→	←F3→	←F4→	
nC10	nC16	nC34	nC50
174°C	287°C	481°C	575°C
346°F	549°F	898°F	1067°F
Gasoline →		← Motor Oils/Lube Oils/Grease →	
← Diesel/Jet Fuels →			

The CCME F2-F4 Hydrocarbon Distribution Report (HDR) is intended to assist you in characterizing hydrocarbon products that may be present in your sample.

The scale at the bottom of the chromatogram indicates the approximate retention times of common petroleum products and four n-alkane hydrocarbon marker compounds. Retention times may vary between samples, but general patterns and distributions will remain similar.

Peak heights in this report are a function of the sample concentration, the sample amount extracted, the sample dilution factor and the scale at the left.

Note: This chromatogram was produced using GC conditions that are specific to ALS Canada CCME F2-F4 method. Refer to the ALS Canada CCME F2-F4 Hydrocarbon Library for a collection of chromatograms from common reference samples (fuels, oils, etc.). The HDR Library can be found at www.alsglobal.com.

CCME F2-F4 HYDROCARBON DISTRIBUTION REPORT

ALS Sample ID: WT2533107-037-E601.SG-L
Client Sample ID: BH25-13 SA1

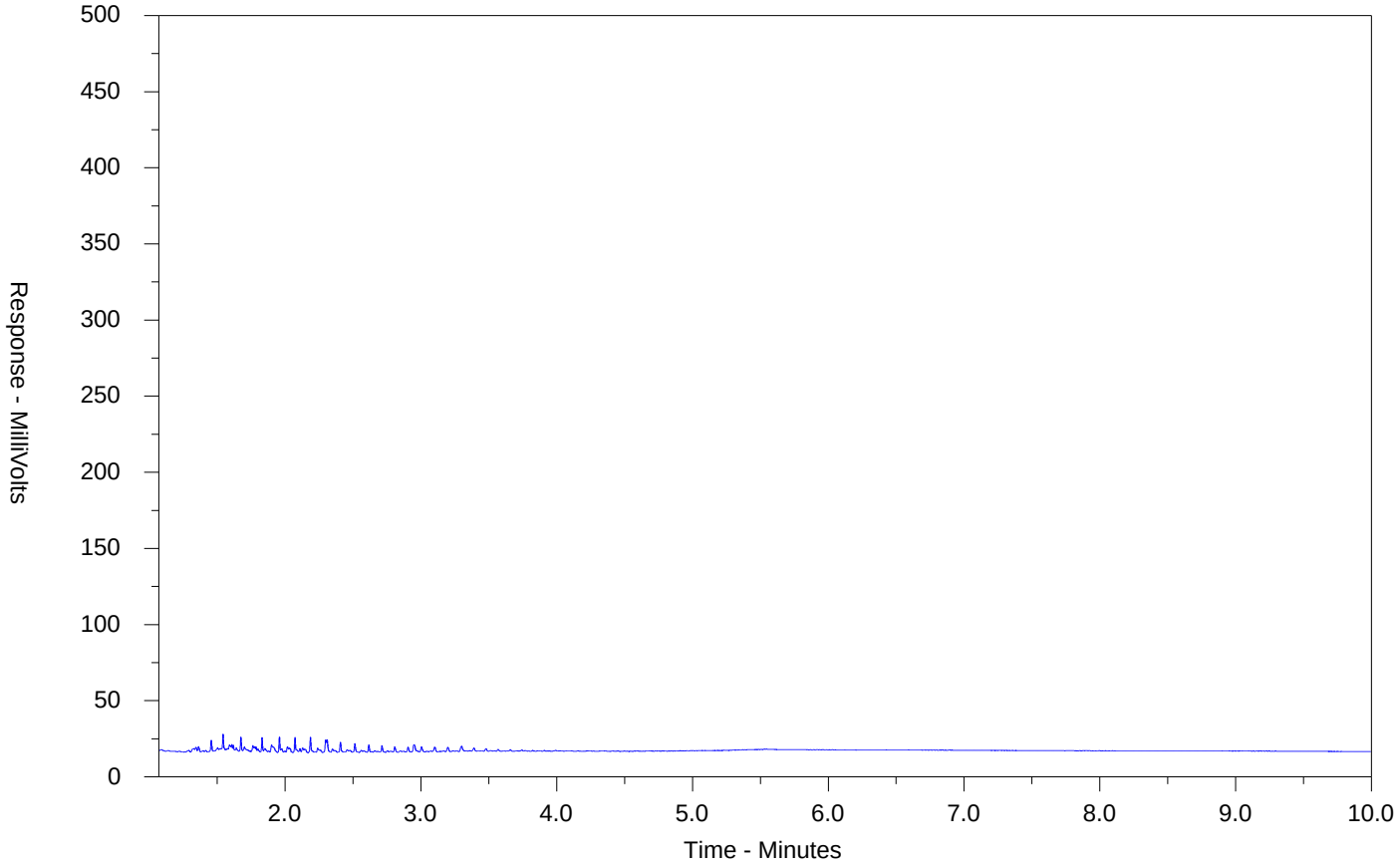

←F2→	←F3→	←F4→	
nC10	nC16	nC34	nC50
174°C	287°C	481°C	575°C
346°F	549°F	898°F	1067°F
Gasoline →		← Motor Oils/Lube Oils/Grease →	
← Diesel/Jet Fuels →			

The CCME F2-F4 Hydrocarbon Distribution Report (HDR) is intended to assist you in characterizing hydrocarbon products that may be present in your sample.

The scale at the bottom of the chromatogram indicates the approximate retention times of common petroleum products and four n-alkane hydrocarbon marker compounds. Retention times may vary between samples, but general patterns and distributions will remain similar.

Peak heights in this report are a function of the sample concentration, the sample amount extracted, the sample dilution factor and the scale at the left.

Note: This chromatogram was produced using GC conditions that are specific to ALS Canada CCME F2-F4 method. Refer to the ALS Canada CCME F2-F4 Hydrocarbon Library for a collection of chromatograms from common reference samples (fuels, oils, etc.). The HDR Library can be found at www.alsglobal.com.

CCME F2-F4 HYDROCARBON DISTRIBUTION REPORT

ALS Sample ID: WT2533107-038-E601.SG-L
Client Sample ID: BH25-13 SA2

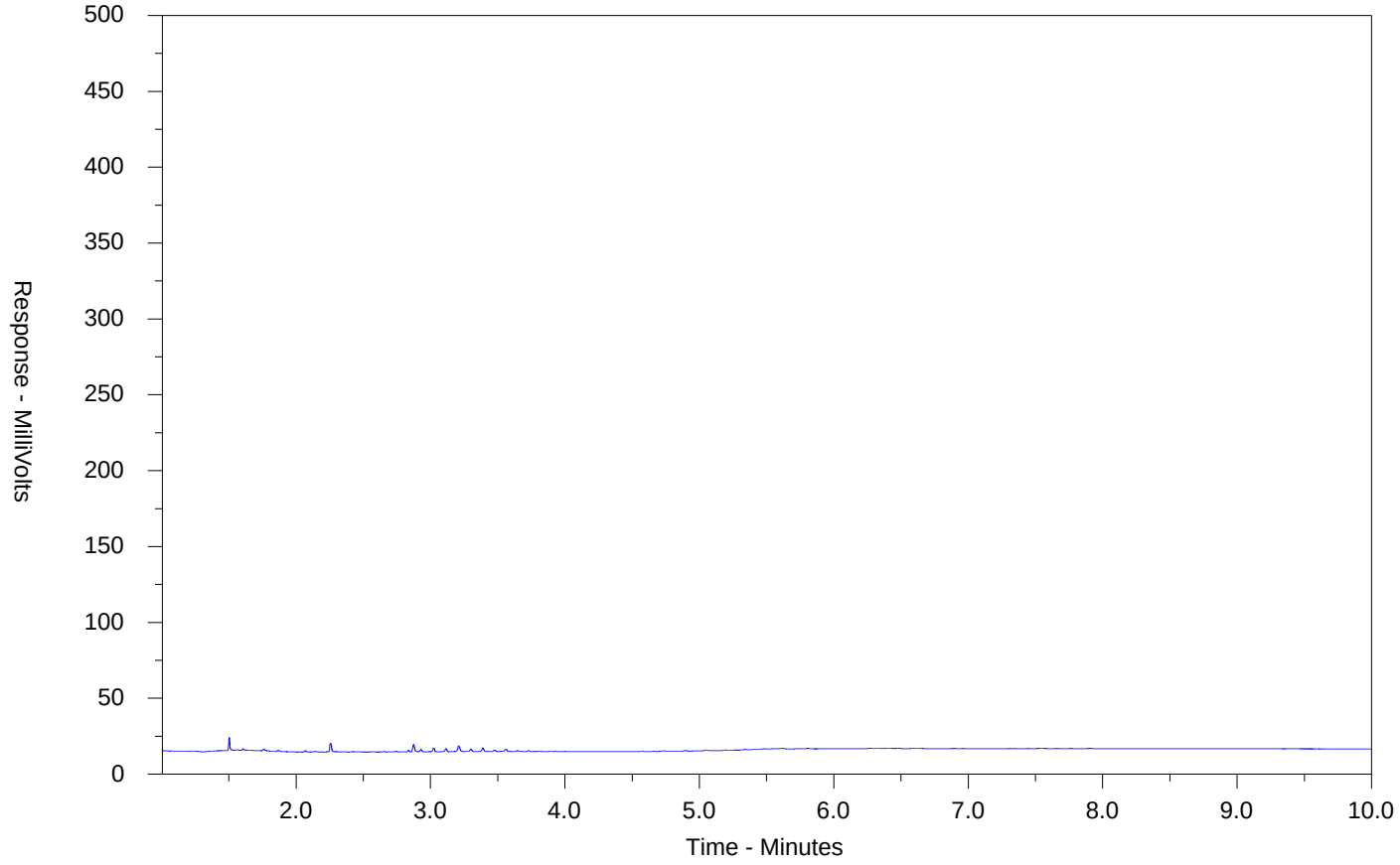

←F2→	←F3→	←F4→	
nC10	nC16	nC34	nC50
174°C	287°C	481°C	575°C
346°F	549°F	898°F	1067°F
Gasoline →		← Motor Oils/Lube Oils/Grease →	
← Diesel/Jet Fuels →			

The CCME F2-F4 Hydrocarbon Distribution Report (HDR) is intended to assist you in characterizing hydrocarbon products that may be present in your sample.

The scale at the bottom of the chromatogram indicates the approximate retention times of common petroleum products and four n-alkane hydrocarbon marker compounds. Retention times may vary between samples, but general patterns and distributions will remain similar.

Peak heights in this report are a function of the sample concentration, the sample amount extracted, the sample dilution factor and the scale at the left.

Note: This chromatogram was produced using GC conditions that are specific to ALS Canada CCME F2-F4 method. Refer to the ALS Canada CCME F2-F4 Hydrocarbon Library for a collection of chromatograms from common reference samples (fuels, oils, etc.). The HDR Library can be found at www.alsglobal.com.

CCME F2-F4 HYDROCARBON DISTRIBUTION REPORT

ALS Sample ID: WT2533107-039-E601.SG-L
Client Sample ID: BH25-13 SA3

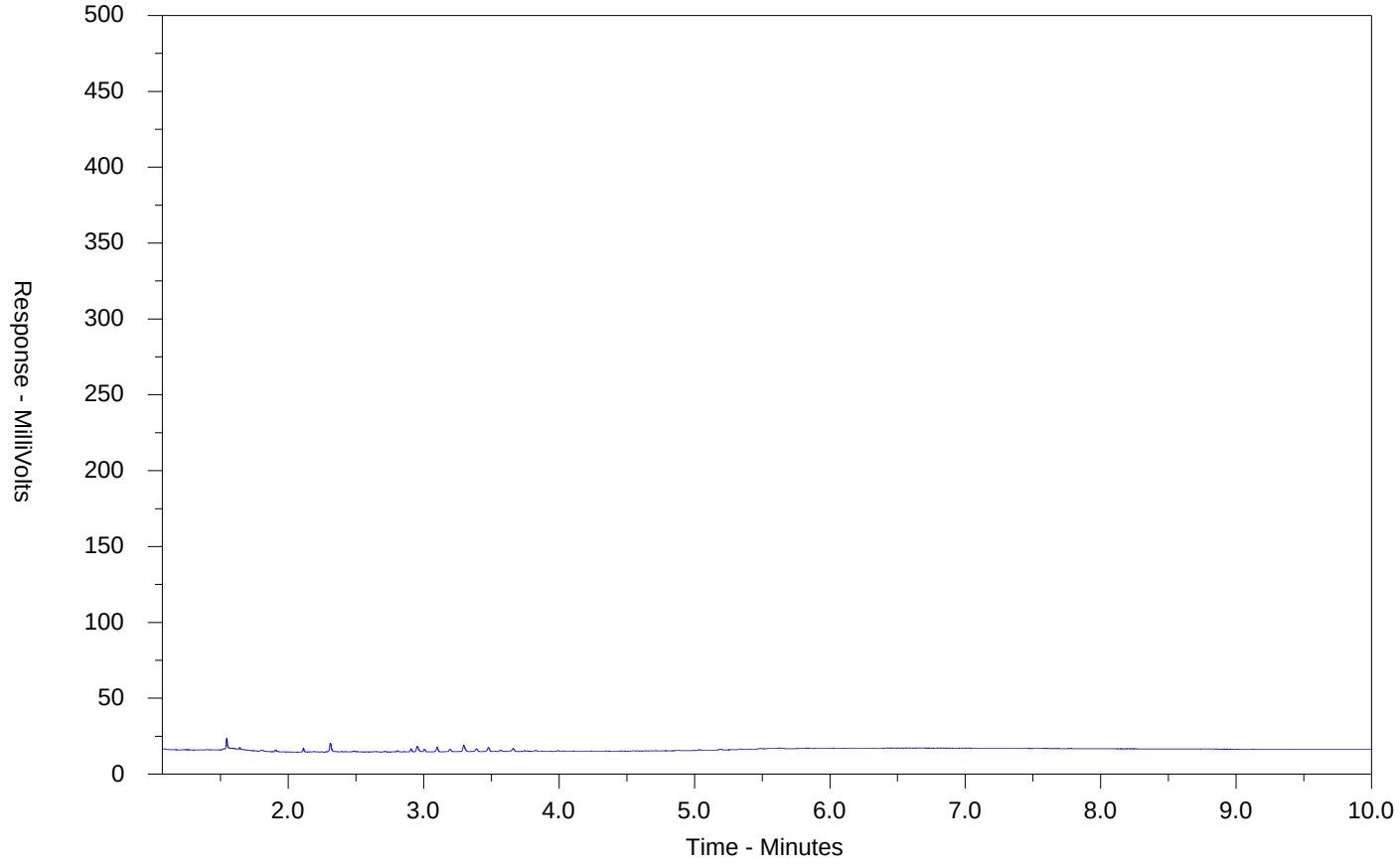

←F2→	←F3→	←F4→	
nC10	nC16	nC34	nC50
174°C	287°C	481°C	575°C
346°F	549°F	898°F	1067°F
Gasoline →		← Motor Oils/Lube Oils/Grease →	
← Diesel/Jet Fuels →			

The CCME F2-F4 Hydrocarbon Distribution Report (HDR) is intended to assist you in characterizing hydrocarbon products that may be present in your sample.

The scale at the bottom of the chromatogram indicates the approximate retention times of common petroleum products and four n-alkane hydrocarbon marker compounds. Retention times may vary between samples, but general patterns and distributions will remain similar.

Peak heights in this report are a function of the sample concentration, the sample amount extracted, the sample dilution factor and the scale at the left.

Note: This chromatogram was produced using GC conditions that are specific to ALS Canada CCME F2-F4 method. Refer to the ALS Canada CCME F2-F4 Hydrocarbon Library for a collection of chromatograms from common reference samples (fuels, oils, etc.). The HDR Library can be found at www.alsglobal.com.

CCME F2-F4 HYDROCARBON DISTRIBUTION REPORT

ALS Sample ID: WT2533107-040-E601.SG-L
Client Sample ID: BH25-13 SA4

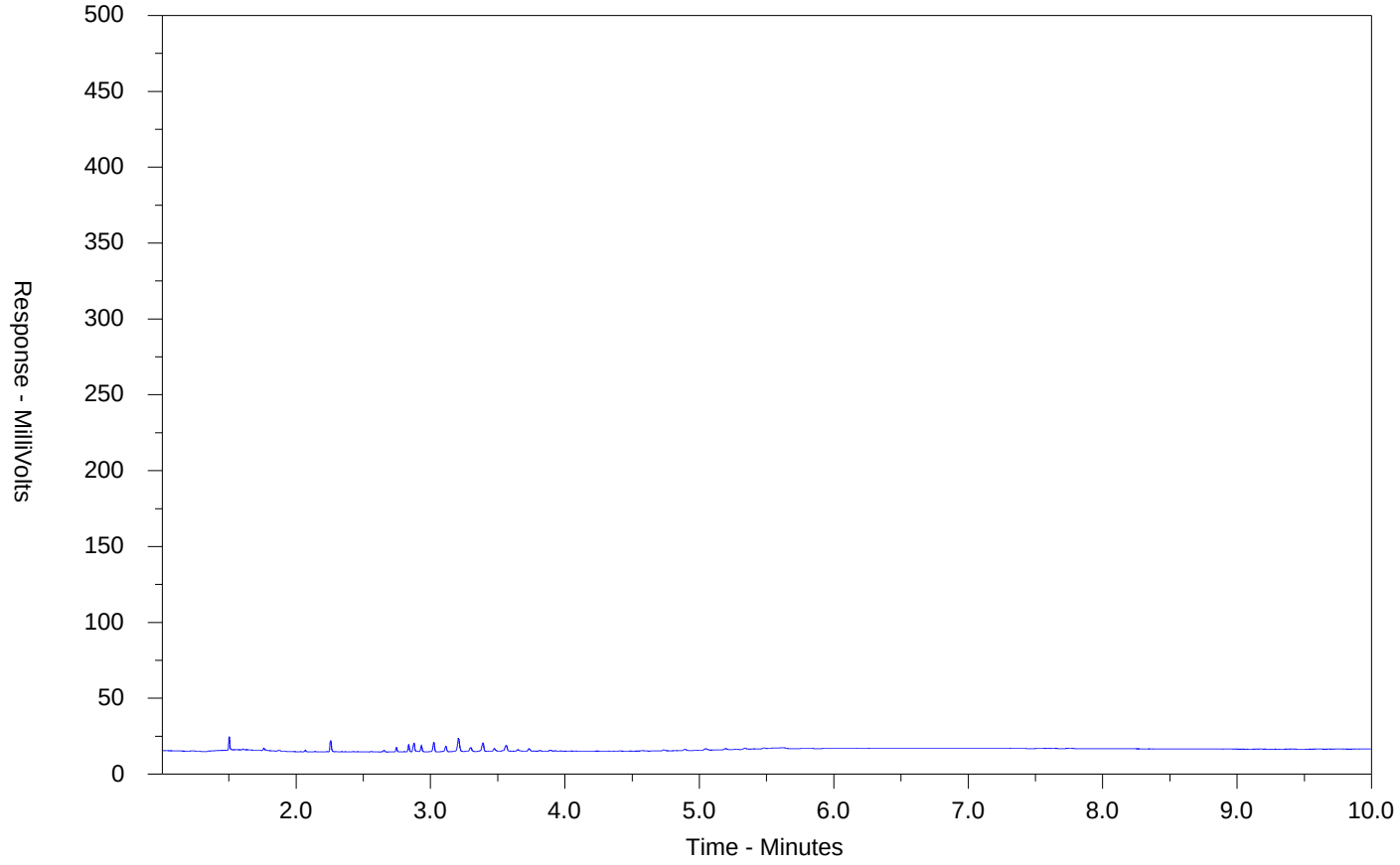

←F2→	←F3→	←F4→	
nC10	nC16	nC34	nC50
174°C	287°C	481°C	575°C
346°F	549°F	898°F	1067°F
Gasoline →		← Motor Oils/Lube Oils/Grease →	
← Diesel/Jet Fuels →			

The CCME F2-F4 Hydrocarbon Distribution Report (HDR) is intended to assist you in characterizing hydrocarbon products that may be present in your sample.

The scale at the bottom of the chromatogram indicates the approximate retention times of common petroleum products and four n-alkane hydrocarbon marker compounds. Retention times may vary between samples, but general patterns and distributions will remain similar.

Peak heights in this report are a function of the sample concentration, the sample amount extracted, the sample dilution factor and the scale at the left.

Note: This chromatogram was produced using GC conditions that are specific to ALS Canada CCME F2-F4 method. Refer to the ALS Canada CCME F2-F4 Hydrocarbon Library for a collection of chromatograms from common reference samples (fuels, oils, etc.). The HDR Library can be found at www.alsglobal.com.

CCME F2-F4 HYDROCARBON DISTRIBUTION REPORT

ALS Sample ID: WT2533107-041-E601.SG-L
Client Sample ID: BH25-13 SA5

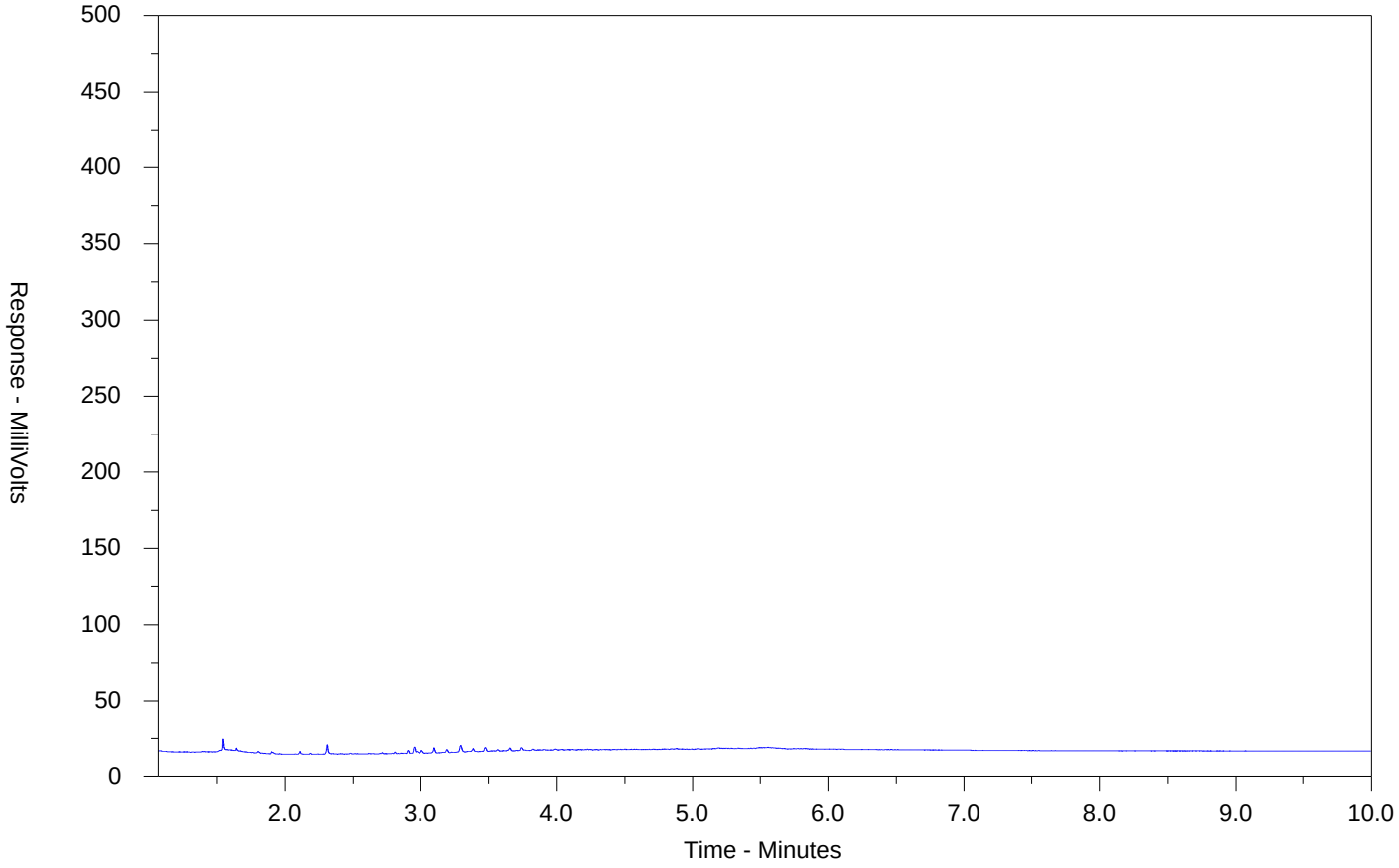

←F2→	←F3→	←F4→	
nC10	nC16	nC34	nC50
174°C	287°C	481°C	575°C
346°F	549°F	898°F	1067°F
Gasoline →		← Motor Oils/Lube Oils/Grease →	
← Diesel/Jet Fuels →			

The CCME F2-F4 Hydrocarbon Distribution Report (HDR) is intended to assist you in characterizing hydrocarbon products that may be present in your sample.

The scale at the bottom of the chromatogram indicates the approximate retention times of common petroleum products and four n-alkane hydrocarbon marker compounds. Retention times may vary between samples, but general patterns and distributions will remain similar.

Peak heights in this report are a function of the sample concentration, the sample amount extracted, the sample dilution factor and the scale at the left.

Note: This chromatogram was produced using GC conditions that are specific to ALS Canada CCME F2-F4 method. Refer to the ALS Canada CCME F2-F4 Hydrocarbon Library for a collection of chromatograms from common reference samples (fuels, oils, etc.). The HDR Library can be found at www.alsglobal.com.

CCME F2-F4 HYDROCARBON DISTRIBUTION REPORT

ALS Sample ID: WT2533107-043-E601.SG-L
Client Sample ID: BH25-05 SA6-DUP

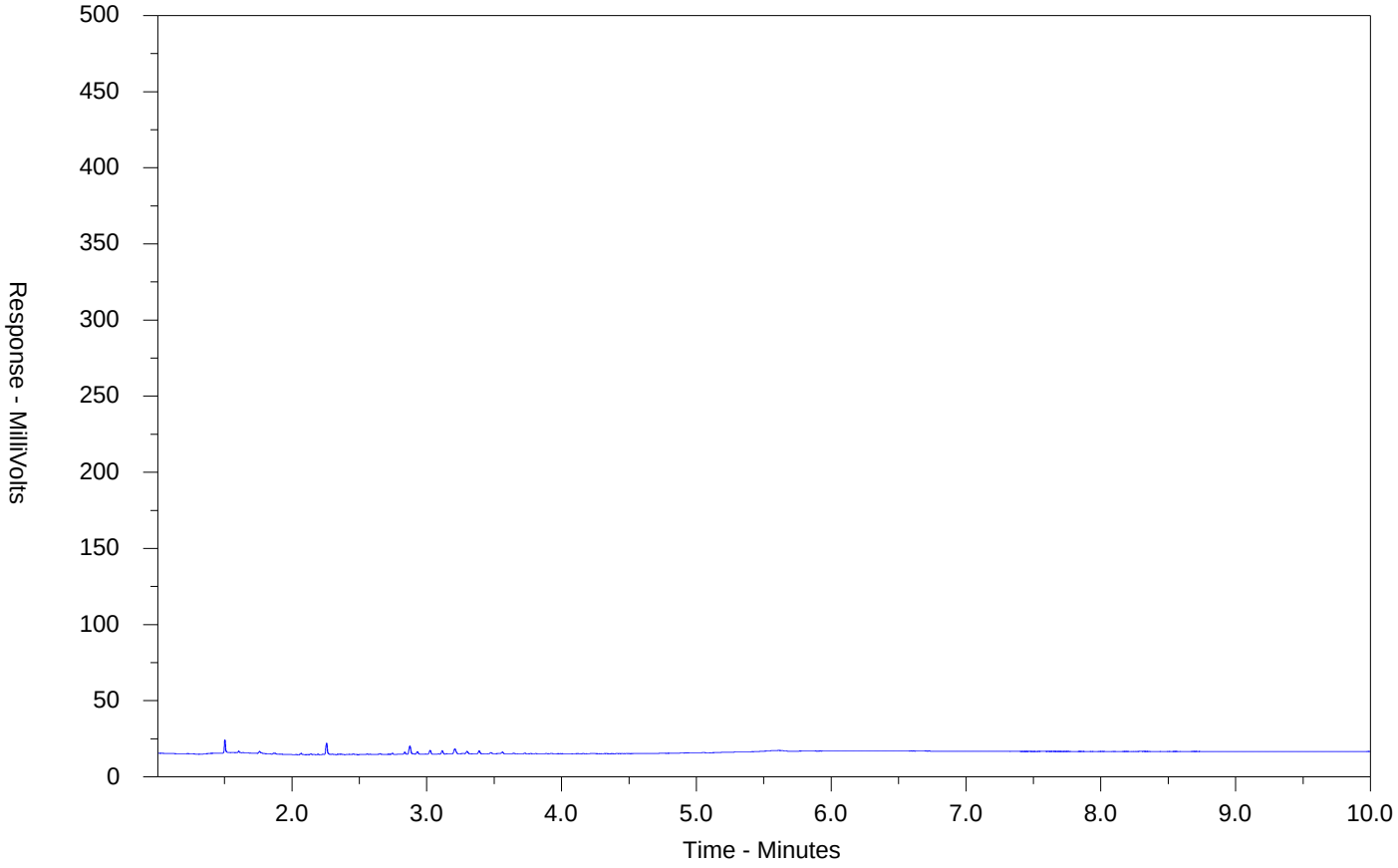

←F2→	←F3→	←F4→	
nC10	nC16	nC34	nC50
174°C	287°C	481°C	575°C
346°F	549°F	898°F	1067°F
Gasoline →		← Motor Oils/Lube Oils/Grease →	
← Diesel/Jet Fuels →			

The CCME F2-F4 Hydrocarbon Distribution Report (HDR) is intended to assist you in characterizing hydrocarbon products that may be present in your sample.

The scale at the bottom of the chromatogram indicates the approximate retention times of common petroleum products and four n-alkane hydrocarbon marker compounds. Retention times may vary between samples, but general patterns and distributions will remain similar.

Peak heights in this report are a function of the sample concentration, the sample amount extracted, the sample dilution factor and the scale at the left.

Note: This chromatogram was produced using GC conditions that are specific to ALS Canada CCME F2-F4 method. Refer to the ALS Canada CCME F2-F4 Hydrocarbon Library for a collection of chromatograms from common reference samples (fuels, oils, etc.). The HDR Library can be found at www.alsglobal.com.

CCME F2-F4 HYDROCARBON DISTRIBUTION REPORT

ALS Sample ID: WT2533107-044-E601.SG-L
Client Sample ID: BH25-06 SA2-DUP

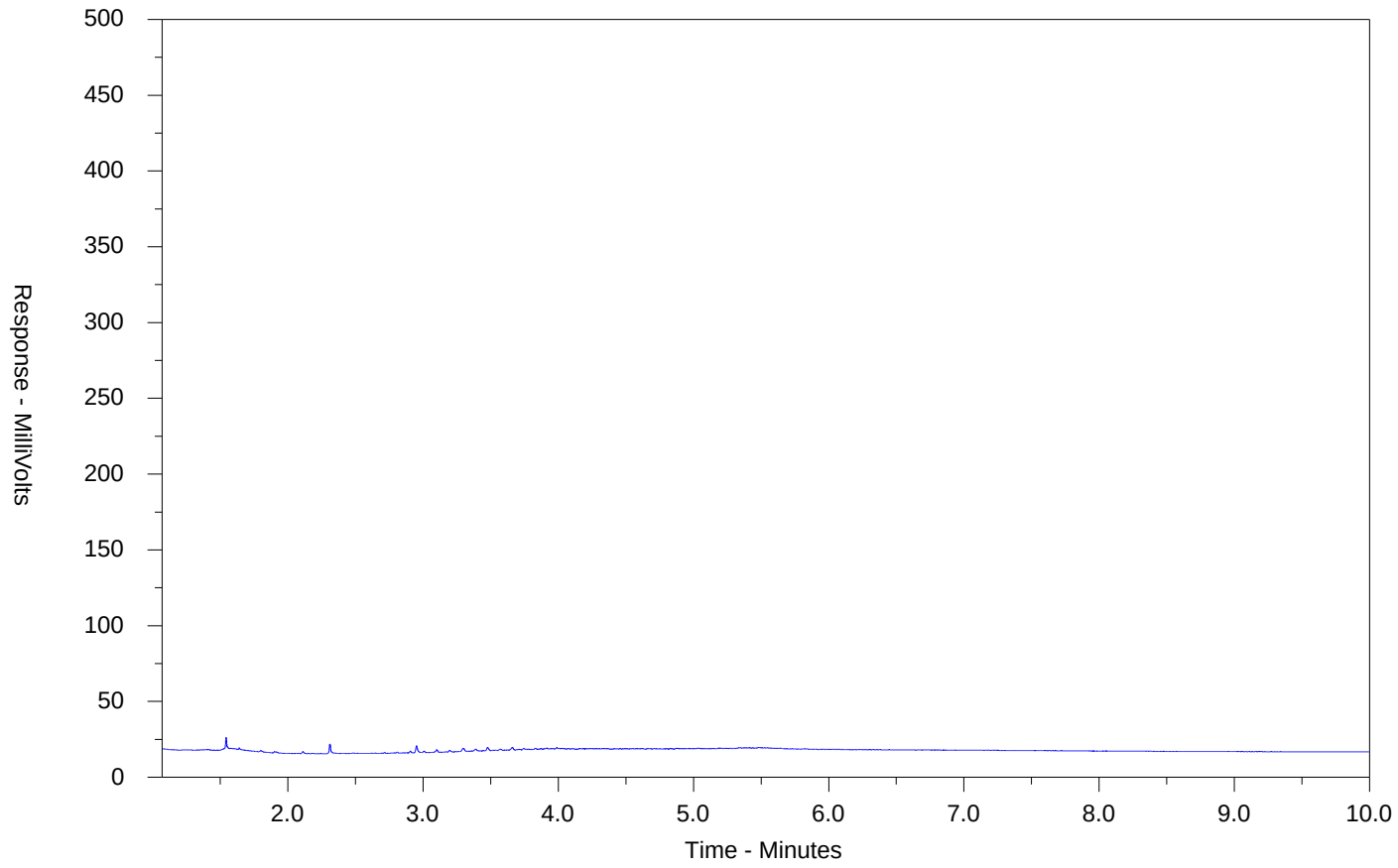

←F2→	←F3→	←F4→	
nC10	nC16	nC34	nC50
174°C	287°C	481°C	575°C
346°F	549°F	898°F	1067°F
Gasoline →		← Motor Oils/Lube Oils/Grease →	
← Diesel/Jet Fuels →			

The CCME F2-F4 Hydrocarbon Distribution Report (HDR) is intended to assist you in characterizing hydrocarbon products that may be present in your sample.

The scale at the bottom of the chromatogram indicates the approximate retention times of common petroleum products and four n-alkane hydrocarbon marker compounds. Retention times may vary between samples, but general patterns and distributions will remain similar.

Peak heights in this report are a function of the sample concentration, the sample amount extracted, the sample dilution factor and the scale at the left.

Note: This chromatogram was produced using GC conditions that are specific to ALS Canada CCME F2-F4 method. Refer to the ALS Canada CCME F2-F4 Hydrocarbon Library for a collection of chromatograms from common reference samples (fuels, oils, etc.). The HDR Library can be found at www.alsglobal.com.

CCME F2-F4 HYDROCARBON DISTRIBUTION REPORT

ALS Sample ID: WT2533107-046-E601.SG-L
Client Sample ID: DUP-02

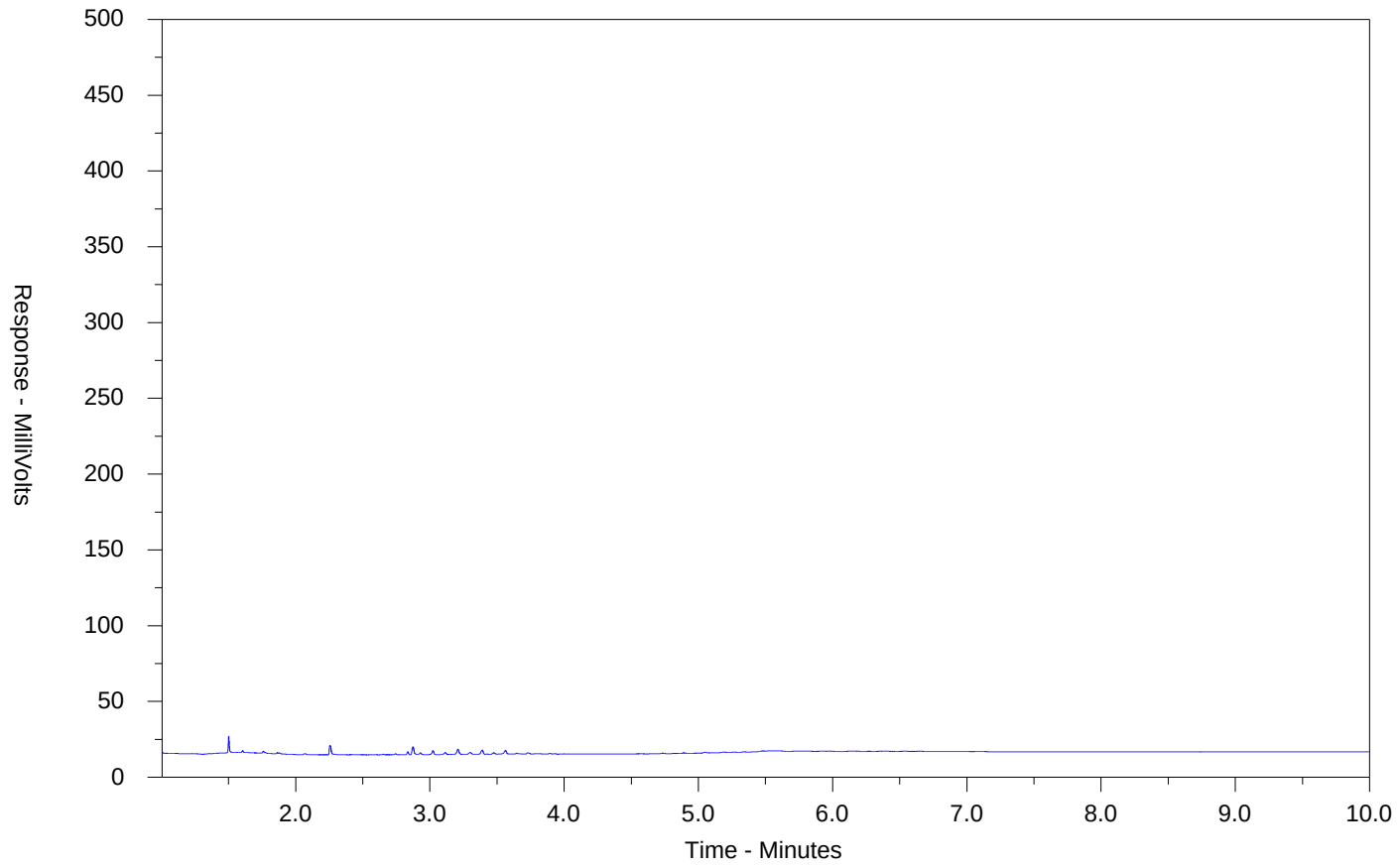

←F2→	←F3→	←F4→	
nC10	nC16	nC34	nC50
174°C	287°C	481°C	575°C
346°F	549°F	898°F	1067°F
Gasoline →		← Motor Oils/Lube Oils/Grease →	
← Diesel/Jet Fuels →			

The CCME F2-F4 Hydrocarbon Distribution Report (HDR) is intended to assist you in characterizing hydrocarbon products that may be present in your sample.

The scale at the bottom of the chromatogram indicates the approximate retention times of common petroleum products and four n-alkane hydrocarbon marker compounds. Retention times may vary between samples, but general patterns and distributions will remain similar.

Peak heights in this report are a function of the sample concentration, the sample amount extracted, the sample dilution factor and the scale at the left.

Note: This chromatogram was produced using GC conditions that are specific to ALS Canada CCME F2-F4 method. Refer to the ALS Canada CCME F2-F4 Hydrocarbon Library for a collection of chromatograms from common reference samples (fuels, oils, etc.). The HDR Library can be found at www.alsglobal.com.

CCME F2-F4 HYDROCARBON DISTRIBUTION REPORT

ALS Sample ID: WT2533107-047-E601.SG-L
Client Sample ID: DUP-04

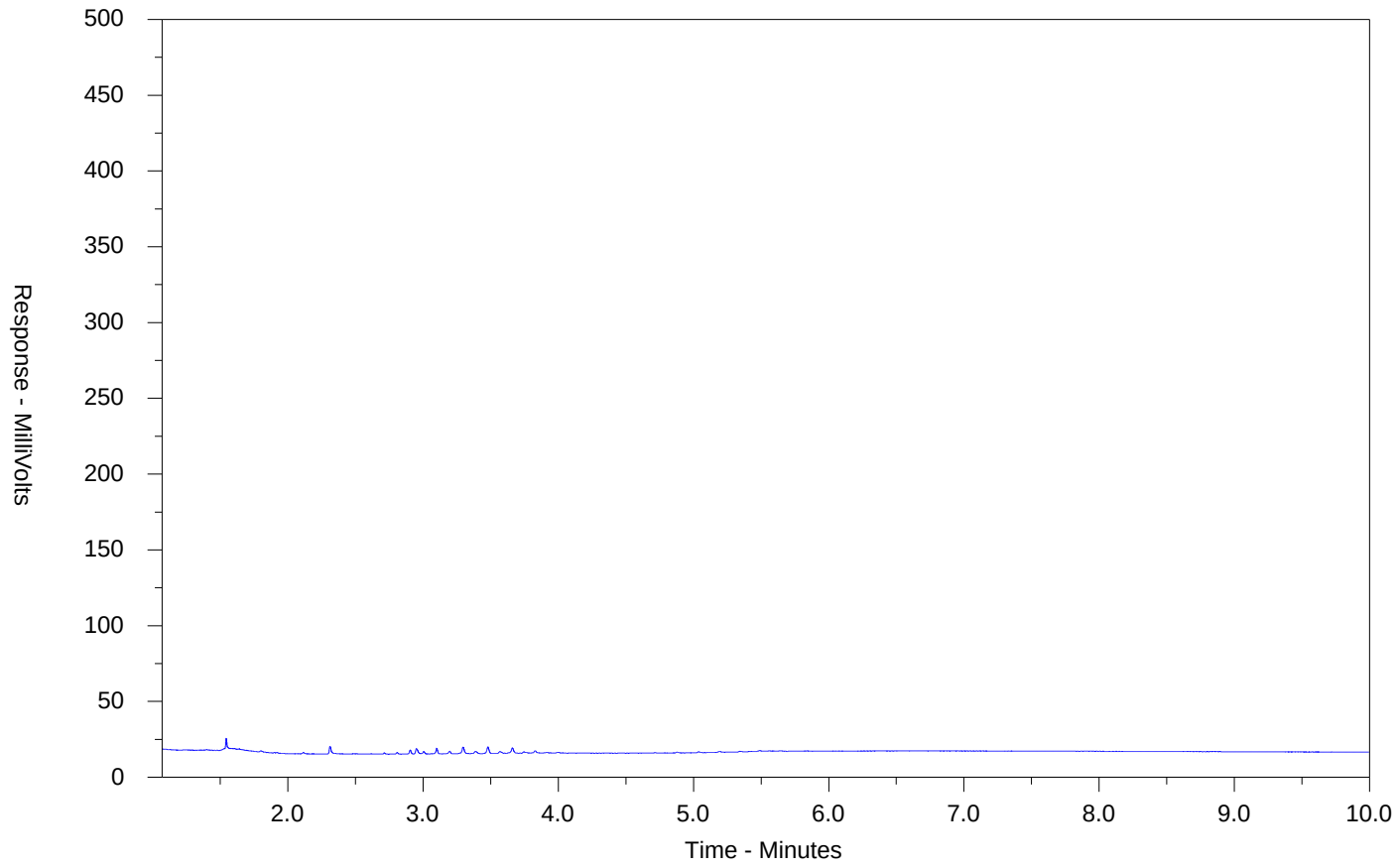

←F2→	←F3→	←F4→	
nC10	nC16	nC34	nC50
174°C	287°C	481°C	575°C
346°F	549°F	898°F	1067°F
Gasoline →		← Motor Oils/Lube Oils/Grease →	
← Diesel/Jet Fuels →			

The CCME F2-F4 Hydrocarbon Distribution Report (HDR) is intended to assist you in characterizing hydrocarbon products that may be present in your sample.

The scale at the bottom of the chromatogram indicates the approximate retention times of common petroleum products and four n-alkane hydrocarbon marker compounds. Retention times may vary between samples, but general patterns and distributions will remain similar.

Peak heights in this report are a function of the sample concentration, the sample amount extracted, the sample dilution factor and the scale at the left.

Note: This chromatogram was produced using GC conditions that are specific to ALS Canada CCME F2-F4 method. Refer to the ALS Canada CCME F2-F4 Hydrocarbon Library for a collection of chromatograms from common reference samples (fuels, oils, etc.). The HDR Library can be found at www.alsglobal.com.

CCME F2-F4 HYDROCARBON DISTRIBUTION REPORT

ALS Sample ID: WT2533107-048-E601.SG-L
Client Sample ID: BH25-06-SS6 DUP

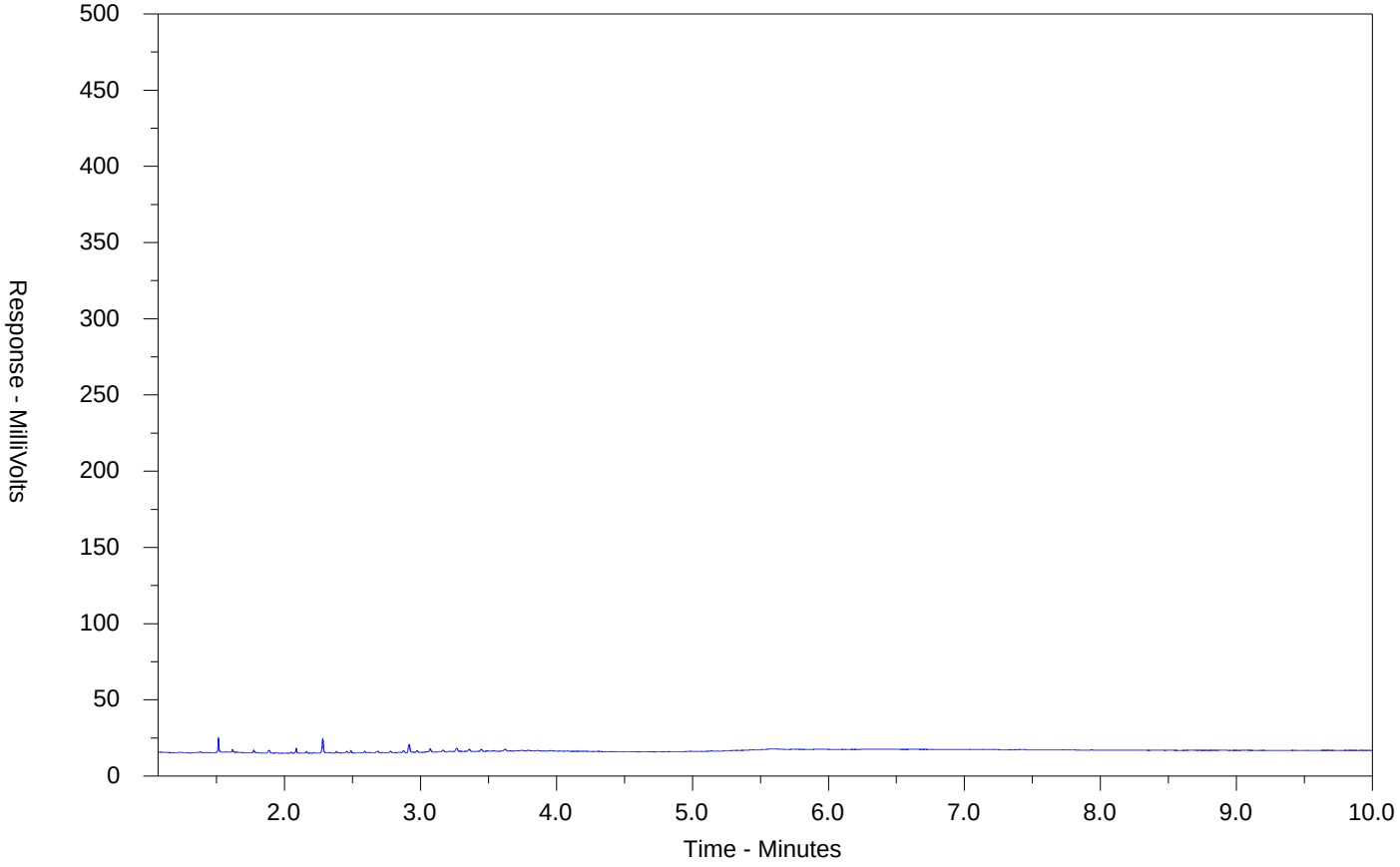

←F2→	←F3→	←F4→	
nC10	nC16	nC34	nC50
174°C	287°C	481°C	575°C
346°F	549°F	898°F	1067°F
Gasoline →		← Motor Oils/Lube Oils/Grease →	
← Diesel/Jet Fuels →			

The CCME F2-F4 Hydrocarbon Distribution Report (HDR) is intended to assist you in characterizing hydrocarbon products that may be present in your sample.

The scale at the bottom of the chromatogram indicates the approximate retention times of common petroleum products and four n-alkane hydrocarbon marker compounds. Retention times may vary between samples, but general patterns and distributions will remain similar.

Peak heights in this report are a function of the sample concentration, the sample amount extracted, the sample dilution factor and the scale at the left.

Note: This chromatogram was produced using GC conditions that are specific to ALS Canada CCME F2-F4 method. Refer to the ALS Canada CCME F2-F4 Hydrocarbon Library for a collection of chromatograms from common reference samples (fuels, oils, etc.). The HDR Library can be found at www.alsglobal.com.

US-028,029
Soil - 605,606,607
608,609
CP

ALS Environmental

www.alsglobal.com

Chain of Custody (COC) / Analytical Request Form

Canada Toll Free: 1 800 668 9878

Affix ALS barcode label here
(lab use only)

COC Number:

Environmental Division
Waterloo
Work Order Reference
WT2533107

Telephone : +1 519 886 6910

Report To	Contact and company name below will appear on the final report
Company:	AllRock Consulting
Contact:	Gene Lee
Phone:	7094260528
	Company address below will appear on the final report
Street:	5-24 Brydon Drive
City/Province:	Toronto
Postal Code:	M9W 5R6

Report Format / Distribution

Select Report Format: ☑ PDF ☑ EXCEL ☐ EDD (DIGITAL)
Quality Control (QC) Report with Report ☑ YES ☐ NO
☑ Compare Results to Criteria on Report - provide details below if box checked
Select Distribution: ☑ EMAIL ☐ MAIL ☐ FAX
Email 1 or Fax gene.lee@allrockconsulting.com
Email 2 nathan.martin@allrockconsulting.com
Email 3

Select Service Level Below - Contact your AM t

Regular [R] ☑ Standard TAT if received by 3

PRIORITY (Business Days)		EMERGENCY	
	4 day [P4-20%] ☐		1 Busines
	3 day [P3-25%] ☐		Same Day,
	2 day [P2-50%] ☐		(Laborator

Date and Time Required for all E&P TATs:

For tests that can not be performed according to the service level sel

Invoice To	Same as Report To ☐ YES ☑ NO
	Copy of Invoice with Report ☑ YES ☐ NO
Company:	
Contact:	

Invoice Distribution

Select Invoice Distribution: ☐ EMAIL ☐ MAIL ☐ FAX
Email 1 or Fax
Email 2

Project Information

ALS Account # / Quote #: WT2025ALLR1000001
Job #: 25433
PO / AFE:
LSD: JA

Oil and Gas Required Fields (client use)

AFE/Cost Center: PO#
Major/Minor Code: Routing Code:
Requisitioner:
Location:

ALS Lab Work Order # (lab use only):
ALS Contact:
Sampler: JM

Analysis Request

Indicate Filtered (F), Preserved (P) or Filtered and Preserved (F/P) below

H = Samples on Hold

ALS Sample # (lab use only)	Sample Identification and/or Coordinates (This description will appear on the report)	Date (dd-mmm-yy)	Time (hh:mm)	Sample Type	NUMBER OF CONTAINERS	Metals and Inorganics (M&I)	Petroleum Hydrocarbons F1-F4 + BTEX	Volatile Organic Compounds (VOC)	Polycyclic Aromatic Hydrocarbons (PAH)	Polychlorinated Biphenyls (PCB)	Metals mSPLP	VOC mSPLP	TCLP Package	SAMPLES ON HOLD	SUSPECTED HAZARD (see Special Instructions)
	BH/MW25-04 SA2	11/11/25	10 AM	Soil	4	X	X	X	X		H	H			
	BH/MW 25-04 SA5	11/11/25	10AM		4		X	X	H			H			
	BH/MW 25-05 SA1	11/11/25			4	X	X	X	X		H	H			
	BH/MW 25-05 SA10	11/11/25			4	X	X	X	X		H	H			
	BH/MW 25-06 SA2				4	X	X	X	X						
	BH/MW 25-06 SA10				4		X	X	H						
	BH25-07 SA1	10/11/25	9 AM		4	X	X	X	X	X	H	H			
	BH 25-07 SA2	10/11/25	9AM		4	X	X	X	X		H	H			
	BH 25-07 SA3	10/11/25	9AM		3	X	X	X	X		H	H			
	BH 25-07 SA4	10/11/25	9AM		3	X	X	X	X		H	H			
	BH 25-07 SA5	10/11/25	9AM		3	X	X	X	X						
	BH 25-07 SA1	10/11/25	9AM		3	X	X	X	X		H	H			

Drinking Water (DW) Samples[1] (client use)

Are samples taken from a Regulated DW System? ☐ YES ☑ NO
Are samples for human consumption/ use? ☐ YES ☑ NO

Special Instructions / Specify Criteria to add on report by clicking on the drop-down list below (electronic COC only)

Ontario Regulation 153/04 - April 15, 2011 Standards

Compare to T1 RPIICC, T2.1 RPI, T4.1 ICC, and T3 ICC fine.
All mSPLP samples on HOLD

SAMPLE CONDITION AS RECEIVED (lab use only)

Frozen ☐ SIF Observations Yes ☐ No ☐
Ice Packs ☒ Ice Cubes ☒ Custody seal intact Yes ☐ No ☐
Cooling Initiated ☐

INITIAL COOLER TEMPERATURES °C				FINAL COOLER TEMPERATURES °C			
5.7	3.8	4.7	2.6	7.5			

SHIPMENT RELEASE (client use)			INITIAL SHIPMENT RECEPTION (lab use only)			FINAL SHIPMENT RECEPTION (lab use only)		
Released by:	Date:	Time:	Received by:	Date: 14-NOV-2025	Time: 9:00	Received by: BM	Date: 15/11/25	Time: 10:30

REFER TO BACK PAGE FOR ALS LOCATIONS AND SAMPLING INFORMATION WHITE - LABORATORY COPY YELLOW - CLIENT COPY JUNE 2015 FRONT

Failure to complete all portions of this form may delay analysis. Please fill in this form LEGIBLY. By the use of this form the user acknowledges and agrees with the Terms and Conditions as specified on the back page of the white - report copy.

1. If any water samples are taken from a **Regulated Drinking Water (DW) System**, please submit using an **Authorized DW COC form**.

Chain of Custody (COC) / Analytical Request Form

ALS Environmental

www.alsglobal.com

Canada Toll Free: 1 800 668 9878

Affix ALS barcode label here
(lab use only)

COC Number: 17 -

Page of

Report To	Contact and company name below will appear on the final report
Company:	AllRock Consulting
Contact:	Gene Lee
Phone:	7094260528
	Company address below will appear on the final report
Street:	5-24 Brydon Drive
City/Province:	Toronto
Postal Code:	M9W 5R6

Report Format / Distribution

Select Report Format: ☑ PDF ☑ EXCEL ☐ EDD (DIGITAL)
Quality Control (QC) Report with Report ☑ YES ☐ NO
☑ Compare Results to Criteria on Report - provide details below if box checked
Select Distribution: ☑ EMAIL ☐ MAIL ☐ FAX
Email 1 or Fax gene.lee@allrockconsulting.com
Email 2 nathan.martin@allrockconsulting.com
Email 3

Select Service Level Below - Contact your AM to confirm all E&P TATs (surcharges may apply)

Regular [R] ☑ Standard TAT if received by 3 pm - business days - no surcharges apply

PRIORITY (Business Days): 4 day [P4-20%] ☐; 3 day [P3-25%] ☐; 2 day [P2-50%] ☐

EMERGENCY: 1 Businessday [E - 100%] ☐; Same Day, Weekend or Statutory holiday [E2 -200% (Laboratory opening fees may apply)] ☐

Date and Time Required for all E&P TATs: dd-mmm-yy hh:mm

For tests that can not be performed according to the service level seleded, you will be contacted.

Invoice To	Same as Report To ☐ YES ☑ NO
	Copy of Invoice with Report ☑ YES ☐ NO
Company:	
Contact:	

Invoice Distribution

Select Invoice Distribution: ☐ EMAIL ☐ MAIL ☐ FAX
Email 1 or Fax
Email 2

Project Information

ALS Account # / Quote #: WT2025ALLR1000001
Job #: 25433
PO / AFE:
LSD: JA

Oil and Gas Required Fields (client use)

AFE/Cost Center: PO#
Major/Minor Code: Routing Code:
Requisitioner:
Location:

ALS Lab Work Order # (lab use only):
ALS Contact:
Sampler: JM

Analysis Request

Indicate Filtered (F), Preserved (P) or Filteredand Preserved (F/P) below

ALS Sample # (lab use only)	Sample Identification and/or Coordinates (This description will appear on the report)	Date (dd-mmm-yy)	Time (hh:mm)	Sample Type	NUMBER OF CONTAINERS	Metals and Inorganics (M&I)	Petroleum Hydrocarbons F1-F4 + BTEX	Volatile Organic Compounds (VOC)	Polycyclic Aromatic Hydrocarbons (PAH)	Polychlorinated Biphenyls (PCB)	Metals mSPLP	VOC mSPLP	TCLP Package	SAMPLES ON HOLD	SUSPECTED HAZARD (see Special Instructions)
	BH25-08 SA2	10/11/25	9 AM	Soil	3	X	X	X	X		H	H			
	BH25-08 SA3	10/11/25	9AM		3	X	X	X	X		H	H			
	BH25-08 SA4	10/11/25	9AM		3	X	X	X	X		H	H			
	BH25-08 SA5	10/11/25	9AM		3	X	X	X	X		H	H			
	BH25-09 SA1	10/11/25	9AM		4	X	X	X	X	X	H	H			
	BH25-09 SA2	10/11/25	9AM		3	X	X	X	X		H	H			
	BH25-09 SA3	10/11/25	9AM		3	X	X	X	X		H	H			
	BH25-09 SA4	10/11/25	9AM		3	X	X	X	X		H	H			
	BH25-09 SA5	10/11/25	9AM		3	X	X	X	X		H	H			
	BH25-10 SA1	10/11/25	9AM		4	X	X	X	X	X	H	H			
	BH25-10 SA2	10/11/25	9AM		5	X	X	X	X		H	H			
	BH25-10 SA3	10/11/25	9AM		5	X	X	X	X		H	H			

Drinking Water (DW) Samples[1] (client use)

Are samples taken from a Regulated DW System? ☐ YES ☑ NO

Are samples for human consumption/ use? ☐ YES ☑ NO

Special Instructions / Specify Criteria to add on report by clicking on the drop-down list below (electronic COC only)

Ontario Regulation 153/04 - April 15, 2011 Standards

Compare to T1 RPIICC, T2.1 RPI, T4.1 ICC, and T3 ICC fine.
All mSPLP samples on HOLD

SAMPLE CONDITION AS RECEIVED (lab use only)

Frozen ☐ SIF Observations Yes ☐ No ☐
Ice Packs ☒ Ice Cubes ☒ Custody seal intact Yes ☐ No ☐
Cooling Initiated ☐

INITIAL COOLER TEMPERATURES °C				FINAL COOLER TEMPERATURES °C			
5.7	3.8	4.7	2.6	7.3			

SHIPMENT RELEASE (client use)			INITIAL SHIPMENT RECEPTION (lab use only)			FINAL SHIPMENT RECEPTION (lab use only)		
Released by:	Date:	Time:	Received by: [signature]	Date: 14-NOV-2025	Time: 9:00	Received by: BM	Date: 13/11/25	Time: 10:30

REFER TO BACK PAGE FOR ALS LOCATIONS AND SAMPLING INFORMATION

WHITE - LABORATORY COPY YELLOW - CLIENT COPY

JUNE 2018 FRONT

Failure to complete all portions of this form may delay analysis. Please fill in this form LEGIBLY. By the use of this form the user acknowledges and agrees with the Terms and Conditions as specified on the back page of the white - report copy.

1. If any water samples are taken from a **Regulated Drinking Water (DW) System**, please submit using an **Authorized DW COC form**.

Chain of Custody (COC) / Analytical Request Form

ALS Environmental

www.alsglobal.com

Canada Toll Free: 1 800 668 9878

Affix ALS barcode label here (lab use only)

COC Number: 17 -

Page of

Report To	Contact and company name below will appear on the final report
Company:	AllRock Consulting
Contact:	Gene Lee
Phone:	7094260528
	Company address below will appear on the final report
Street:	5-24 Brydon Drive
City/Province:	Toronto
Postal Code:	M9W 5R6
Invoice To	Same as Report To ☐ YES ☑ NO
	Copy of Invoice with Report ☑ YES ☐ NO
Company:	
Contact:	

Report Format / Distribution

Select Report Format: ☑ PDF ☑ EXCEL ☐ EDD (DIGITAL)

Quality Control (QC) Report with Report ☑ YES ☐ NO

☑ Compare Results to Criteria on Report - provide details below if box checked

Select Distribution: ☑ EMAIL ☐ MAIL ☐ FAX

Email 1 or Fax gene.lee@allrockconsulting.com

Email 2 nathan.martin@allrockconsulting.com

Email 3

Invoice Distribution

Select Invoice Distribution: ☐ EMAIL ☐ MAIL ☐ FAX

Email 1 or Fax

Email 2

Select Service Level Below - Contact your AM to confirm all E&P TATs (surcharges may apply)

Regular [R] ☑ Standard TAT if received by 3 pm - business days - no surcharges apply

PRIORITY (Business Days)		EMERGENCY	
	4 day [P4-20%] ☐		1 Businessday [E - 100%] ☐
	3 day [P3-25%] ☐		Same Day, Weekend or Statutory holiday [E2 -200% (Laboratoryopening fees may apply)] ☐
	2 day [P2-50%] ☐		

Date and Time Required for all E&P TATs: dd-mmm-yy hh:mm

For tests that can not be performed according to the service level selected, you will be contacted.

Project Information

ALS Account # / Quote #: WT2025ALLR1000001

Job #: 25433

PO / AFE:

LSD: JA

Oil and Gas Required Fields (client use)

AFE/Cost Center: PO#

Major/Minor Code: Routing Code:

Requisitioner:

Location:

ALS Lab Work Order # (lab use only):

ALS Contact: Sampler: JM

Analysis Request — Indicate Filtered (F), Preserved (P) or Filtered and Preserved (F/P) below

ALS Sample # (lab use only)	Sample Identification and/or Coordinates (This description will appear on the report)	Date (dd-mmm-yy)	Time (hh:mm)	Sample Type	NUMBER OF CONTAINERS	Metals and Inorganics (M&I)	Petroleum Hydrocarbons F1-F4 + BTEX	Volatile Organic Compounds (VOC)	Polycyclic Aromatic Hydrocarbons (PAH)	Polychlorinated Biphenyls (PCB)	Metals mSPLP	VOC mSPLP	TCLP Package	SAMPLES ON HOLD	SUSPECTED HAZARD (see Special Instructions)
	BH25-10 SA4	10/11/25	9AM	Soil	3	X	X	X	X		H	H			
	BH25-10 SA5	10/11/25	9AM		3	X	X	X	X		H	H			
	BH25-10 SA1	10/11/25	9AM		3	X	X	X	X	X	H	H			
	BH25-11 SA2	10/11/25	9AM		3	X	X	X	X		H	H			
	BH25-11 SA3	10/11/25	9AM		3	X	X	X	X		H	H			
	BH25-11 SA4	10/11/25	9AM		3	X	X	X	X		H	H			
	BH25-11 SA5	10/11/25	9AM		3	X	X	X	X		H	H			
	BH25-12 SA1				4	X	X	X	X		H	H			
	BH25-12 SA2				3	X	X	X	X						
	BH25-12 SA3				3	X	X								
	BH25-12 SA4				3	X	X								
	BH25-12 SA5				3	X	X								

Drinking Water (DW) Samples[1] (client use)

Are samples taken from a Regulated DW System? ☐ YES ☑ NO

Are samples for human consumption/ use? ☐ YES ☑ NO

Special Instructions / Specify Criteria to add on report by clicking on the drop-down list below (electronic COC only)

Ontario Regulation 153/04 - April 15, 2011 Standards

Compare to T1 RPIICC, T2.1 RPI, T4.1 ICC, and T3 ICC fine.
All mSPLP samples on HOLD

SAMPLE CONDITION AS RECEIVED (lab use only)

Frozen ☐ SIF Observations Yes ☐ No ☐

Ice Packs ☒ Ice Cubes ☒ Custody seal intact Yes ☐ No ☐

Cooling Initiated ☐

INITIAL COOLER TEMPERATURES °C				FINAL COOLER TEMPERATURES °C			
5.7	3.8	4.7	2.6	7.5			

SHIPMENT RELEASE (client use)

Released by:	Date:	Time:

INITIAL SHIPMENT RECEPTION (lab use only)

Received by:	Date:	Time:
[signature]	14-NOV-2025	9:00

FINAL SHIPMENT RECEPTION (lab use only)

Received by:	Date:	Time:
BM	15/11/25	10:30

REFER TO BACK PAGE FOR ALS LOCATIONS AND SAMPLING INFORMATION

WHITE - LABORATORY COPY YELLOW - CLIENT COPY

JUNE 2016 FRONT

Failure to complete all portions of this form may delay analysis. Please fill in this form LEGIBLY. By the use of this form the user acknowledges and agrees with the Terms and Conditions as specified on the back page of the white - report copy.

1. If any water samples are taken from a **Regulated Drinking Water (DW) System**, please submit using an **Authorized DW COC form**.

Chain of Custody (COC) / Analytical Request Form

ALS Environmental
www.alsglobal.com

Canada Toll Free: 1 800 668 9878

Affix ALS barcode label here (lab use only)

COC Number: 17 -

Page of

Report To	Contact and company name below will appear on the final report
Company:	AllRock Consulting
Contact:	Gene Lee
Phone:	7094260528
	Company address below will appear on the final report
Street:	5-24 Brydon Drive
City/Province:	Toronto
Postal Code:	M9W 5R6
Invoice To	Same as Report To ☐ YES ☑ NO
	Copy of Invoice with Report ☑ YES ☐ NO
Company:	
Contact:	

Report Format / Distribution

Select Report Format: ☑ PDF ☑ EXCEL ☐ EDD (DIGITAL)
Quality Control (QC) Report with Report ☑ YES ☐ NO
☑ Compare Results to Criteria on Report - provide details below if box checked
Select Distribution: ☑ EMAIL ☐ MAIL ☐ FAX
Email 1 or Fax gene.lee@allrockconsulting.com
Email 2 nathan.martin@allrockconsulting.com
Email 3

Invoice Distribution

Select Invoice Distribution: ☐ EMAIL ☐ MAIL ☐ FAX
Email 1 or Fax
Email 2

Select Service Level Below - Contact your AM to confirm all E&P TATs (surcharges may apply)

Regular [R] ☑ Standard TAT if received by 3 pm - business days - no surcharges apply

PRIORITY (Business Days)		EMERGENCY	
4 day [P4-20%]	☐	1 Business day [E - 100%]	☐
3 day [P3-25%]	☐	Same Day, Weekend or Statutory holiday [E2 -200% (Laboratory opening fees may apply)]	☐
2 day [P2-50%]	☐		

Date and Time Required for all E&P TATs: dd-mmm-yy hh:mm

For tests that can not be performed according to the service level selected, you will be contacted.

Project Information

ALS Account # / Quote #: WT2025ALLR1000001
Job #: 25433
PO / AFE:
LSD: JD

Oil and Gas Required Fields (client use)

AFE/Cost Center: PO#
Major/Minor Code: Routing Code:
Requisitioner:
Location:

ALS Lab Work Order # (lab use only):

ALS Contact: Sampler: JM

Analysis Request

Indicate Filtered (F), Preserved (P) or Filtered and Preserved (F/P) below

ALS Sample # (lab use only)	Sample Identification and/or Coordinates (This description will appear on the report)	Date (dd-mmm-yy)	Time (hh:mm)	Sample Type	NUMBER OF CONTAINERS	Metals and Inorganics (M&I)	Petroleum Hydrocarbons F1-F4 + BTEX	Volatile Organic Compounds (VOC)	Polycyclic Aromatic Hydrocarbons (PAH)	Polychlorinated Biphenyls (PCB)	Metals mSPLP	VOC mSPLP	TCLP Package	SAMPLES ON HOLD	SUSPECTED HAZARD (see Special Instructions)
	BH25-13 SA1	10/11/25	10AM	Soil	3	X	X	X	X		H	H			
	BH25-13 SA2	↓	↓	↓	3	X	X	X	X		H	H			
	BH25-13 SA3				3	X	X				H				
	BH25-13 SA4				3	X	X				H				
	BH25-13 SA5				3	X	X				H				
	TCLP				2								X		
	BH/MW25-05 SA6-DUP				4	X	X	X	X						
	BH7/MW25-06 SA2-DUP				4	X	X	X	X						

Drinking Water (DW) Samples[1] (client use)

Are samples taken from a Regulated DW System? ☐ YES ☑ NO
Are samples for human consumption/ use? ☐ YES ☑ NO

Special Instructions / Specify Criteria to add on report by clicking on the drop-down list below (electronic COC only)

Ontario Regulation 153/04 - April 15, 2011 Standards

Compare to T1 RPIICC, T2.1 RPI, T4.1 ICC, and T3 ICC fine.
All mSPLP samples on HOLD

SAMPLE CONDITION AS RECEIVED (lab use only)

Frozen ☐ SIF Observations Yes ☐ No ☐
Ice Packs ☒ Ice Cubes ☒ Custody seal intact Yes ☐ No ☐
Cooling Initiated ☐

INITIAL COOLER TEMPERATURES °C			FINAL COOLER TEMPERATURES °C		
8.6			7.5		

SHIPMENT RELEASE (client use)

Released by: Date: Time:

INITIAL SHIPMENT RECEPTION (lab use only)

Received by: Date: 14-NOV-2025 Time: 8:50

FINAL SHIPMENT RECEPTION (lab use only)

Received by: BM Date: 15/11/25 Time: 10:30

WHITE - LABORATORY COPY YELLOW - CLIENT COPY

JUNE 2016 FRONT

REFER TO BACK PAGE FOR ALS LOCATIONS AND SAMPLING INFORMATION

Failure to complete all portions of this form may delay analysis. Please fill in this form LEGIBLY. By the use of this form the user acknowledges and agrees with the Terms and Conditions as specified on the back page of the white - report copy.

1. If any water samples are taken from a **Regulated Drinking Water (DW) System**, please submit using an **Authorized DW COC form**.