
















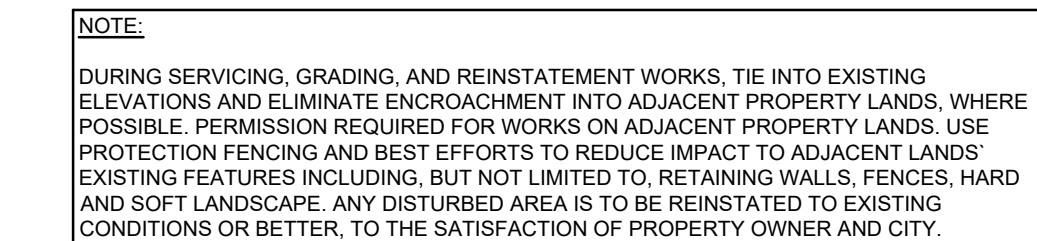
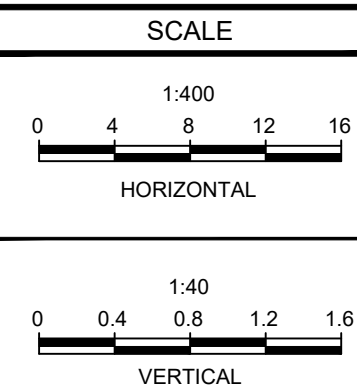
	PROPOSED WATERMAIN
	PROPOSED VALVE LOCATION
	VALVE & VALVE BOX
	PROPOSED HYDRANT C/W VALVE & LEAD
	PROPOSED TOP OF BOTTOM FLANGE
	PROPOSED BEND AND THRUSTBLOCK 11.25", 22.5", 45" or TEE
	SERVICE CONNECTION STUB 100mm STORM @1.0% 19mm WATER 125mm SANITARY @1.0%
	SERVICE CONNECTION STUB-COMMON TRENCH 100mm STORM @1.0% 19mm WATER 125mm SANITARY @1.0%
	PROPOSED SANITARY MH & SEWER
	PROPOSED STORM MH & SEWER
	PROPOSED REAR YARD CATCHBASIN MANHOLE & LEAD
	PROPOSED REAR YARD CATCHBASIN & LEAD
	PROPOSED ROAD CATCHBASIN
	DIRECTION OF FLOW
	EXISTING 1.8m CONCRETE SIDEWALK
	EXISTING FENCE - CHAINLINK
	SIDEWALK REINSTATEMENT FOR DEPRESSED CURBS
	ROADCUT PER CITY OF OTTAWA R10

[illegible]

3.	REVISED PER CITY COMMENTS	AUG 15/25	MS
2.	REVISED PER CITY COMMENTS	MAR 5/25	MS
1.	ISSUED FOR CITY REVIEW	NOV 1/24	BHB
No.	REVISION	DATE	BY



DESIGN	BR
CHECKED	MS
DRAWN	BR
CHECKED	MS
APPROVED	BHB

NOVATECH
Engineers, Planners & Landscape Architects
Suite 200, 240 Michael Cowpland Drive
Ottawa, Ontario, Canada K2M 1P6
Telephone (613) 254-9643
Facsimile (613) 254-5867
Website www.novatech-eng.com

DRAWING NAME

PLAN AND PROFILE
STREET 5
STATION 5+000 TO 5+175

PROJECT No.	118224-MD
REV	REV # 3
DRAWING No.	118224-MD-PR5