

- GENERAL NOTES:**
1. It is the responsibility of the appropriate contractor or official to report any errors, omissions or discrepancies on this plan with actual site conditions to the Landscape Architect before proceeding with construction.
 2. The contractor is to notify all utility companies and authorities prior to any excavation and ascertain locations of underground services.
 3. The contractor is to reinstatement all areas and items damaged as a result of construction activity.
 4. The contractor is to comply with all pertinent codes and by-laws.
 5. The contractor is to maintain a positive surface run-off throughout the entire construction period.
 6. The Landscape Architect is not responsible for subsurface conditions.
 7. The contractor is to identify all existing trees to remain on site with the Landscape Architect prior to construction.
 8. The contractor is to stake the proposed location of all plant material in conjunction with the Landscape Architect prior to excavation.
 9. Minimum distances for selected deciduous trees are as follows:
 - Building Foundations 7.5m
 - Sidewalks 1.5m
 - Public Streets 2.5m
 - Underground Infrastructure 2.0m
 10. All trees within 1m of underground utility trenches are to be excavated by hand.
 11. Remove all protective wrapping from tree trunks after installation.
 12. Staking of trees shall only be performed if necessary.
 13. Ensure that mulch is pulled back a min. distance of 75mm from base of tree trunk.

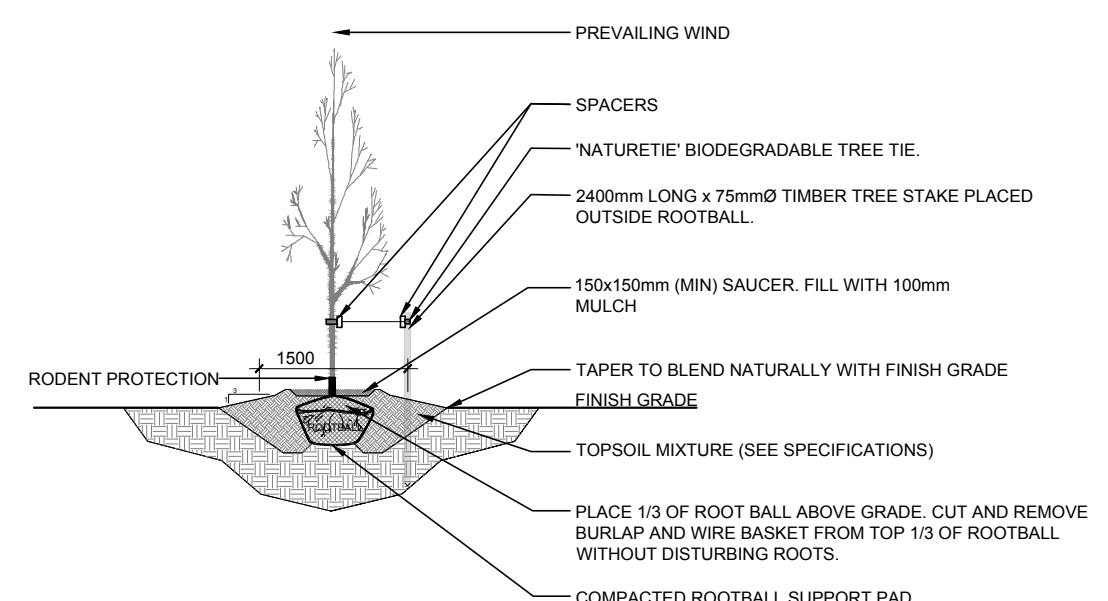
PROPOSED 2.1m Ht. ORNAMENTAL METAL FENCE (REFER TO DETAIL 4/L.1 THIS SHEET)
PROPOSED 150mm DIA. BOLLARD
PROPOSED GARBAGE COLLECTION AREAS
PROPOSED 1.5m WIDE GATE
TREE PROTECTION FENCE (TYP) REFER TO DETAIL 5/L.1 THIS SHEET

ANDREW MCCREIGHT
MANAGER, DEVELOPMENT REVIEW CENTRAL
PLANNING, DEVELOPMENT & BUILDING SERVICES
DEVELOPMENT DEPARTMENT, CITY OF OTTAWA

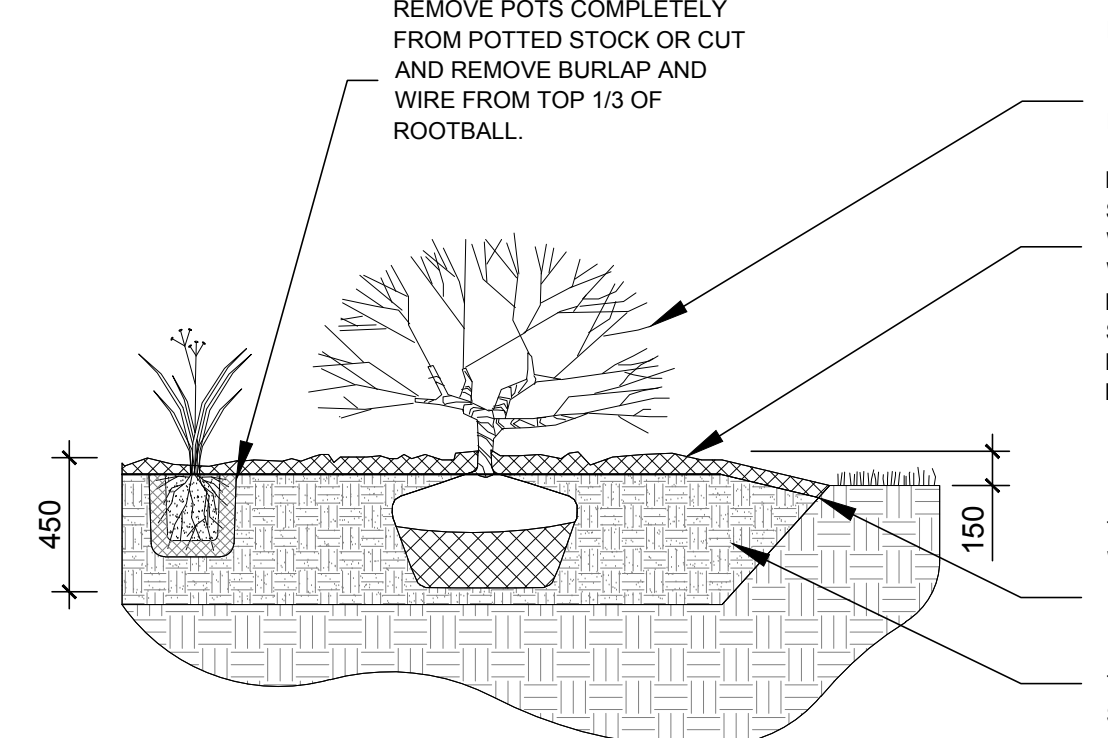
APPROVED
By Andrew McCreight at 8:10 am, Jun 12, 2025

PROPOSED PLANT LIST						QTY
KEY	QTY	BOTANICAL NAME	COMMON NAME	SIZE	CONDITION	REMARKS
TREES						
AG	1	Acer ginnala	Amur Maple	60mm ø	B&B	
HL	1	Gleditsia triacanthos 'Draves'	Street Keeper Honey Locust	60mm ø	B&B	
MP	1	Malus 'Profusion'	Profusion Crabapple	60mm ø	B&B	
SB	2	Amelanchier canadensis	Serviceberry	60mm ø	B&B	
SHRUBS						
AC	10	Ribes alpinum	Alpine Currant	600mm ht.	Potted	1200mm o.c.
AH	13	Hydrangea arborescens 'Annabelle'	Annabelle Hydrangea	1 gallon pot	Potted	1000mm o.c.
BB	2	Euonymus alatus	Burning Bush	1 gallon pot	Potted	
BS	5	Spiraea x vanhouttei	Bridal Wreath Spirea	600mm ht.	Potted	1200mm o.c.
DMP	16	Pinus mugo	Dwarf Mugo Pine	600mm ht.	Potted	
DN	4	Physocarpus opulifolius	Common Ninebark	600mm ht.	Potted	
DW	2	Cornus sericea	Red Osier Dogwood	600mm ht.	Potted	
GS	2	Spiraea x arguta	Garland Spirea	600mm ht.	Potted	
MJ	14	Juniperus chinensis	Mint Julep Juniper	600mm ht.	Potted	
MO	2	Philadelphus 'Miniature Snowflake'	3 Gallon Pot	Potted		
PG	3	Hydrangea paniculata 'Peegee'	Peegee Hydrangea	3 gallon pot.	Potted	1200mm o.c.
RR	17	Rosa rugosa	Rugosa Rose	600mm spr.	Potted	1200mm o.c.
SF	18	Sorbaria sorbifolia 'Sem'	Sem False Spirea	600mm ht.	Potted	1200mm o.c.
ORNAMENTAL GRASSES						
KF	6	Calamagrostis 'Karl Forester'	Karl Forester Grass	250mm pot	Potted	800 mm o.c.

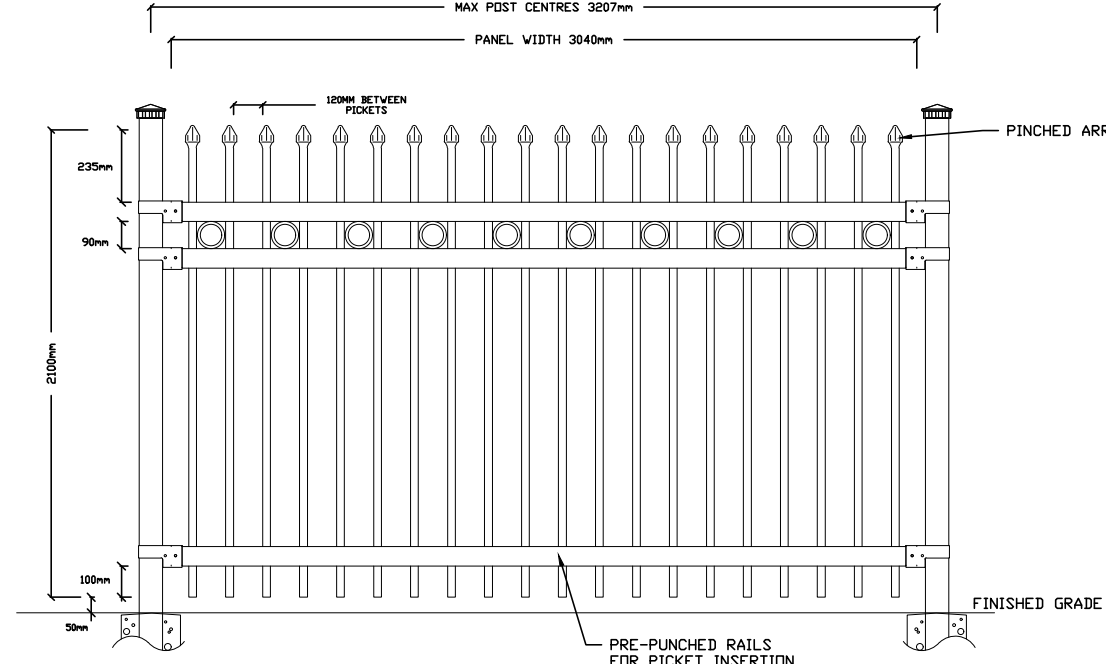
EXISTING TREE LIST							QTY
KEY	QTY	BOTANICAL NAME	COMMON NAME	SIZE	CONDITION	REMARKS	OWNERSHIP
AP	4	Acer platanoides	Norway Maple	300-400mm DBH	GOOD	To remain	City of Ottawa
CK	1	Acer platanoides 'Crimson King'	Crimson King Maple	350mm DBH	GOOD	To remain	City of Ottawa
NM	2	Acer platanoides	Norway Maple	300mm DBH	GOOD	To remain	70 Sweetland Avenue
SH	1	Sorbus x hybrida	Oakleaf Mountain Ash	300mm DBH	GOOD	To remain	City of Ottawa
TA	1	Tilia americana	Basswood	3x400mm DBH	GOOD	To remain	City of Ottawa
TC	1	Tilia cordata	Littleleaf Linden	500mm DBH	GOOD	To remain	City of Ottawa



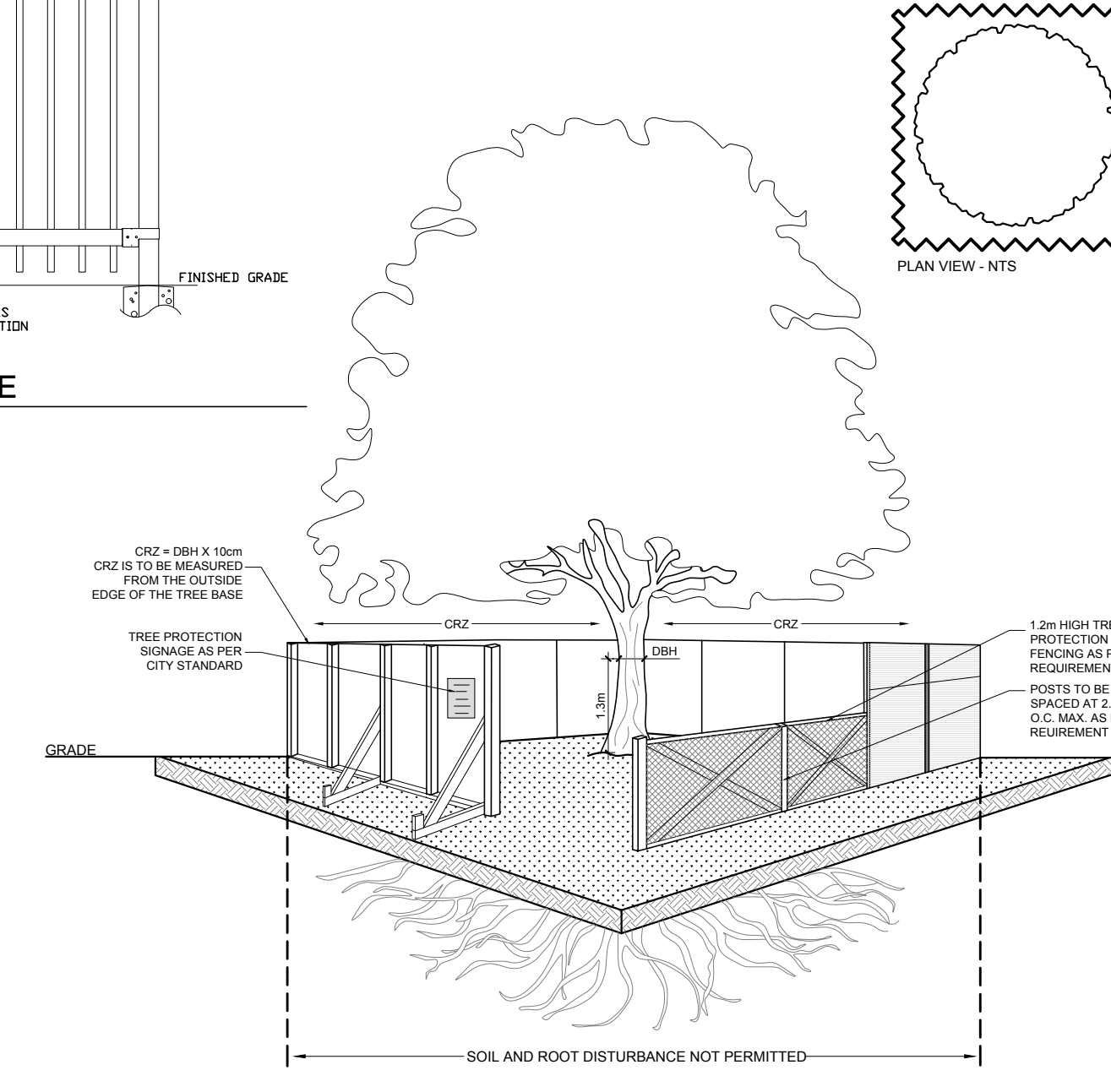
2
L.1
DECIDUOUS TREE PLANTING
SCALE: NTS



3
L.1
SHRUB / ORNAMENTAL GRASS PLANTING
SCALE: NTS



4
L.1
2.1m Ht. ORNAMENTAL METAL FENCE
SCALE: NTS



5
L.1
TREE PROTECTION FENCE
SCALE: NTS

TREE PROTECTION REQUIREMENTS:

1. PRIOR TO ANY WORK ACTIVITY WITHIN THE CRITICAL ROOT ZONE (CRZ) = 10x DIAMETER OF A TREE, TREE PROTECTION FENCING MUST BE INSTALLED SURROUNDING THE CRITICAL ROOT ZONE AND REMAIN IN PLACE UNTIL THE WORK IS COMPLETE.
2. UNLESS PLANS ARE APPROVED BY CITY FORESTRY STAFF, FOR WORK WITHIN THE CRZ:
 - DO NOT PLACE ANY MATERIAL OR EQUIPMENT INCLUDING OUTHOUSES.
 - DO NOT ATTACH ANY SIGNS, NOTICES OR POSTERS TO ANY TREE.
 - DO NOT RAISE OR LOWER THE EXISTING GRADE, TUNNEL, OR BORE WHEN DIGGING.
 - DO NOT DAMAGE THE ROOT SYSTEM, TRUNK, OR BRANCHES OR ANY TREE.
 - ENSURE THAT EXHAUST FUMES FROM ALL EQUIPMENT ARE NOT DIRECTED TOWARD ANY TREE CANOPY.
 - DO NOT EXTEND HARD SURFACE OR SIGNIFICANTLY CHANGE LANDSCAPING.
3. TREE PROTECTION FENCING MUST BE AT LEAST 1.2m IN HEIGHT, AND BE CONSTRUCTED OF RIGID OR FRAMED MATERIALS (E.G. WOOD/LOG-STEEL PLYWOOD HOARDING, OR SNOW FENCE ON A 2"x4" WOOD FRAME) WITH POSTS 2.4m APART, SUCH THAT THE FENCE LOCATION CANNOT BE ALTERED. ALL SUPPORTS AND BRACING MUST BE PLACED OUTSIDE OF THE CRZ, AND INSTALLATION MUST MINIMIZE DAMAGE TO EXISTING ROOTS. (SEE DETAIL).
4. THE LOCATION OF THE TREE PROTECTION FENCING MUST BE DETERMINED BY AN ARBORIST AND DETAILED ON ANY ASSOCIATED PLANS FOR THE SITE (E.G. TREE CONSERVATION REPORT, TREE DISCLOSURE REPORT, ETC.). THE PLAN AND CONSTRUCTED FENCING MUST BE APPROVED BY CITY FORESTRY STAFF PRIOR TO THE COMMENCEMENT OF WORK.
5. IF THE FENCED TREE PROTECTION AREA MUST BE REDUCED TO FACILITATE CONSTRUCTION, MITIGATION MEASURES MUST BE PRESCRIBED BY AN ARBORIST AND APPROVED BY CITY FORESTRY STAFF. THESE MAY INCLUDE THE PLACEMENT OF PLYWOOD, WOOD CHIPS OR STEEL PLATING OVER THE ROOTS FOR PROTECTION OR THE PROPER PRUNING AND CARE OF ROOTS WHERE ENCOUNTERED.

BY-LAWS:

ALL CITY-OWNED TREES ARE PROTECTED UNDER THE MUNICIPAL TREES AND NATURAL AREAS PROTECTION BY-LAW (2006-279), WITHIN THE URBAN AREA.

PRIVATELY-OWNED TREES GREATER THAN 50cm IN DIAMETER ON LOTS 1 HECTARE IN SIZE OR LESS, AND TREES GREATER THAN 10cm IN DIAMETER ON LOTS GREATER THAN 1 HECTARE, ARE PROTECTED UNDER THE URBAN TREE CONSERVATION BY-LAW (2008-030).

CLIENT

SMART LIVING PROPERTIES

CONSULTANTS

ARCHITECTS:

WOODMAN ARCHITECT & ASSOCIATES LTD.

ENGINEERS:

McINTOSH PERRY

LEGEND

- EXISTING TREE TO REMAIN
- PROPOSED DECIDUOUS TREE
- PROPOSED SHRUBS / ORNAMENTAL GRASSES
- PROPOSED RIVERSTONE MULCH
- PROPOSED SOD
- PROPOSED PRECAST CONCRETE PAVERS
- PROPOSED TREE PROTECTION FENCE
- PROPOSED 2.1m Ht. ORNAMENTAL METAL FENCE
- PROPOSED 2.1m Ht. CHAIN LINK FENCE
- PROPOSED PICNIC TABLE
- AREA TO BE EXCAVATED WITH HYDRO VAC
- PROPOSED 450x600x1000mm BOULDERS
- PROPOSED 150mm dia. BOLLARD

9	REVISED PER NEW SITE PLAN	11/14/2024	ML	JL
8	REVISED PER NEW SITE PLAN	10/15/2024	ML	JL
7	REVISED PER NEW SITE PLAN	10/26/2023	ML	JL
6	REVISED PER CITY COMMENTS	10/04/2023	ML	JL
5	REVISED PER CITY COMMENTS	08/11/2023	ML	JL
4	REVISED PER NEW SITE PLAN	02/08/2023	ML	JL
3	REVISED PER NEW SITE PLAN	01/20/2023	ML	JL
2	ISSUED FOR SITE PLAN APPLICATION	06/20/2022	SL	JL
1	ISSUED FOR DISCUSSION AND REVIEW	06/17/2022	ML	JL

No	Issue	Date	MM/DD/YY	DR	CK

JAMES B. LENNOX & ASSOCIATES INC.
LANDSCAPE ARCHITECTS
3332 CARLING AVE. OTTAWA, ONTARIO K2H 5A8
Tel: (613) 722-5168 Fax: (866) 343-3912

PROJECT

PROPOSED RENOVATIONS

146-170 OSGOODE, OTTAWA ON

DRAWING

TREE CONSERVATION REPORT & LANDSCAPE PLAN

STAMP

SCALE

AS SHOWN

START DATE

JUNE 2022

PROJECT NO.

22MIS2250

PROJECT NORTH

DRAWING NO.

L.1

PLOT SIZE ARCH-D