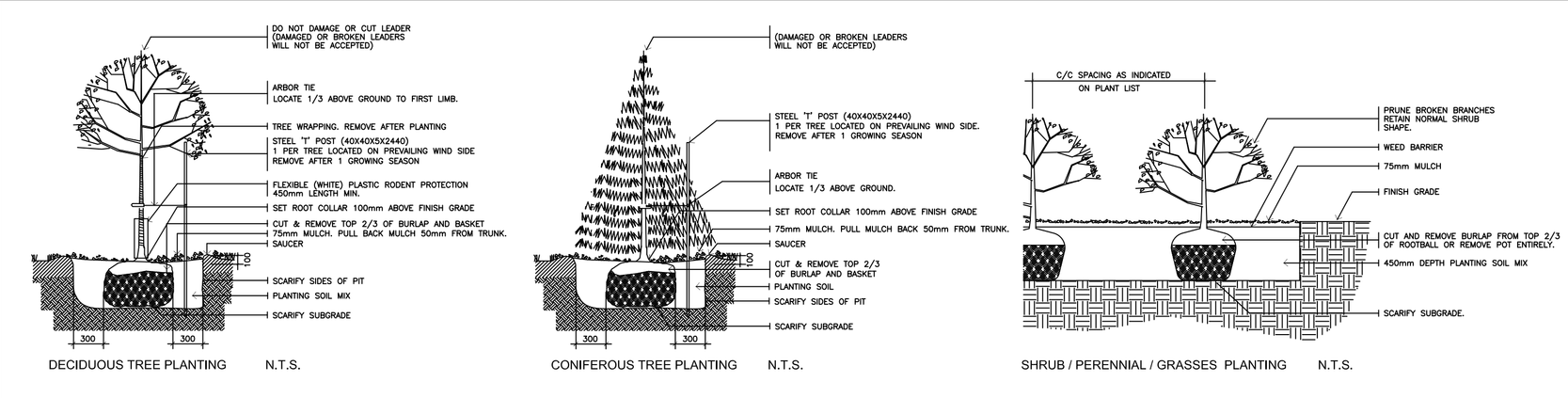

1
L2.01 PLANTING DETAILS NTS

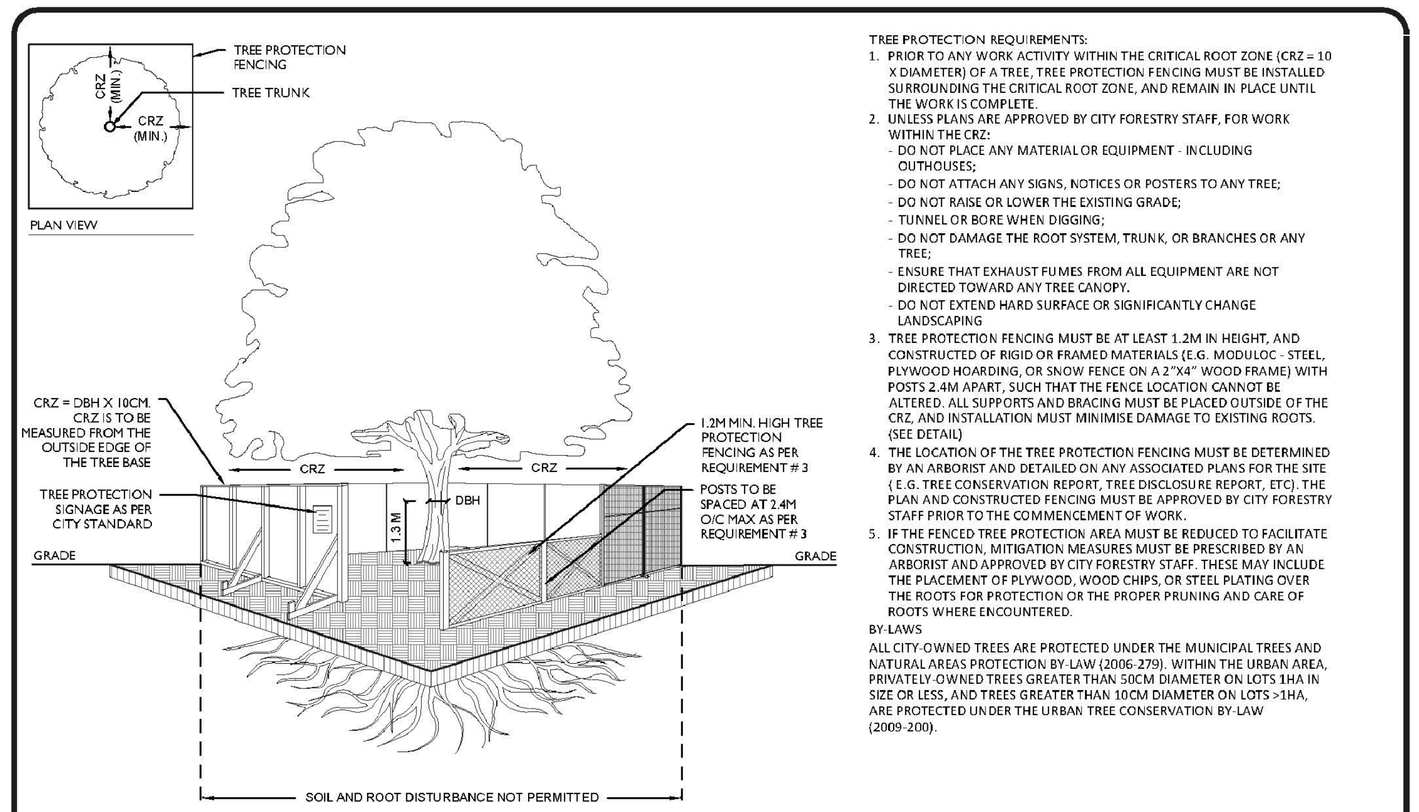

TREE PROTECTION REQUIREMENTS:

1. PRIOR TO ANY WORK ACTIVITY WITHIN THE CRITICAL ROOT ZONE (CRZ = 10 X DIAMETER) OF A TREE, TREE PROTECTION FENCING MUST BE INSTALLED SURROUNDING THE CRITICAL ROOT ZONE, AND REMAIN IN PLACE UNTIL THE WORK IS COMPLETE.
2. UNLESS PLANS ARE APPROVED BY CITY FORESTRY STAFF, FOR WORK WITHIN THE CRZ:
   - DO NOT PLACE ANY MATERIAL OR EQUIPMENT - INCLUDING OUTHOUSES;
   - DO NOT ATTACH ANY SIGNS, NOTICES OR POSTERS TO ANY TREE;
   - DO NOT RAISE OR LOWER THE EXISTING GRADE;
   - TUNNEL OR BORE WHEN DIGGING;
   - DO NOT DAMAGE THE ROOT SYSTEM, TRUNK, OR BRANCHES OR ANY TREE;
   - ENSURE THAT EXHAUST FUMES FROM ALL EQUIPMENT ARE NOT DIRECTED TOWARD ANY TREE CANOPY.
   - DO NOT EXTEND HARD SURFACE OR SIGNIFICANTLY CHANGE LANDSCAPING
3. TREE PROTECTION FENCING MUST BE AT LEAST 1.2M IN HEIGHT, AND CONSTRUCTED OF RIGID OR FRAMED MATERIALS (E.G. MODULOC - STEEL, PLYWOOD HOARDING, OR SNOW FENCE ON A 2"X4" WOOD FRAME) WITH POSTS 2.4M APART, SUCH THAT THE FENCE LOCATION CANNOT BE ALTERED. ALL SUPPORTS AND BRACING MUST BE PLACED OUTSIDE OF THE CRZ, AND INSTALLATION MUST MINIMISE DAMAGE TO EXISTING ROOTS. (SEE DETAIL)
4. THE LOCATION OF THE TREE PROTECTION FENCING MUST BE DETERMINED BY AN ARBORIST AND DETAILED ON ANY ASSOCIATED PLANS FOR THE SITE (E.G. TREE CONSERVATION REPORT, TREE DISCLOSURE REPORT, ETC). THE PLAN AND CONSTRUCTED FENCING MUST BE APPROVED BY CITY FORESTRY STAFF PRIOR TO THE COMMENCEMENT OF WORK.
5. IF THE FENCED TREE PROTECTION AREA MUST BE REDUCED TO FACILITATE CONSTRUCTION, MITIGATION MEASURES MUST BE PRESCRIBED BY AN ARBORIST AND APPROVED BY CITY FORESTRY STAFF. THESE MAY INCLUDE THE PLACEMENT OF PLYWOOD, WOOD CHIPS, OR STEEL PLATING OVER THE ROOTS FOR PROTECTION OR THE PROPER PRUNING AND CARE OF ROOTS WHERE ENCOUNTERED.

BY-LAWS

ALL CITY-OWNED TREES ARE PROTECTED UNDER THE MUNICIPAL TREES AND NATURAL AREAS PROTECTION BY-LAW (2006-279). WITHIN THE URBAN AREA, PRIVATELY-OWNED TREES GREATER THAN 50CM DIAMETER ON LOTS 1HA IN SIZE OR LESS, AND TREES GREATER THAN 10CM DIAMETER ON LOTS >1HA, ARE PROTECTED UNDER THE URBAN TREE CONSERVATION BY-LAW (2009-200).

ACCESSIBLE FORMATS AND COMMUNICATION SUPPORTS ARE AVAILABLE, UPON REQUEST

Ottawa

TREE PROTECTION SPECIFICATION

TO BE IMPLEMENTED FOR RETAINED TREES, BOTH ON SITE AND ON ADJACENT SITES, PRIOR TO ANY TREE REMOVAL OR SITE WORKS AND MAINTAINED FOR THE DURATION OF WORK ACTIVITIES ON SITE.

SCALE:	NTS
DATE:	MAY 2019
DRAWING NO.:	1 of 1

2
L2.01 TREE PROTECTION BARRIER NTS

500 SERIES

MBR-0500-00003

Legacy #MBR500-S

MATERIALS:	All parts of the bike rack are made from H.S. steel tube.
FINISH:	All steel components are protected with E-Coat rust proofing. The Maglin Powdercoat System provides a durable finish on all metal surfaces.
INSTALLATION:	The bike rack is delivered pre-assembled. It is available with either a surface mount or direct burial installation option.
TO SPECIFY:	Select MBR-0500-00003 Choose: - Powdercoat Color

HEIGHT: 35" (88.9cm) LENGTH: 19.25" (48.9cm) WEIGHT: 13.27 lbs (6.0kg)

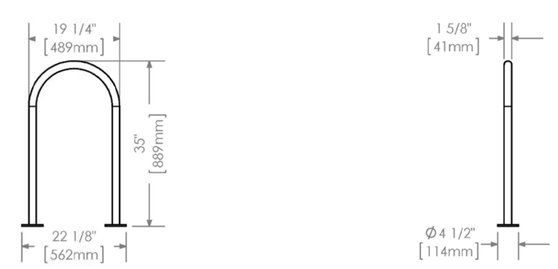

MAGLIN Site Furniture

T 800 716 9506
F 877 260 9393
www.maglin.com
sales@maglin.com

- All drawings, specifications, design and details on this page remain the property of Maglin Site Furniture Inc. and may not be used without Maglin authorization.
- Details and specifications may vary due to continuing improvements of our products.

INSTALLATION: SURFACE MOUNT
FINISH: TITANIUM (GLOSS) POWDERCOAT

3
L2.01 BICYCLE RACK NTS

W.O. STINSON & SON LTD.

LEGAL DESCRIPTION:
Part of lot 30; Concession 4 (Rideau Front)
Geographic Township of Gloucester,
City of Ottawa

FOR APPROVAL ONLY

no.	date	revision
3.	MAY 21/25	PER CITY COMMENTS (2)
2.	MAR.26/25	PER CITY COMMENTS (1)
1.	JAN. 24/25	ISSUE FOR SITE PLAN APPROVAL

North Arrow

Stamp

ONTARIO ASSOCIATION OF LANDSCAPE ARCHITECTS
PEGGY J. LEVSTEK
OALA
REMEMBER

Contractor shall check and verify all dimensions on site and report all errors and/or omissions to the Consultant.

Work to be done in accordance with all applicable codes and by-laws.

Do not scale Drawing.

This Drawing shall not be used for construction until signed by the Consultant.

Copyright reserved. This Drawing is the exclusive property of Levstek Consultants Inc. and shall not be used without consent.

Consultant

LEVSTEK CONSULTANTS
LANDSCAPE ARCHITECTS
5871 Hugh Crescent · Ottawa · Ontario · K0A 2W0
613 · 826 · 0518

Client

Project
W.O. STINSON
ALBION AND MITCH OWENS
5545 ALBION ROAD

Drawing Title
LANDSCAPE DETAILS

Drawn	Date	Drawing No.
MGB	Nov.2024	L2.01
Scale: AS NOTED	Project No. 1227.02	

D07-12-25-0013