

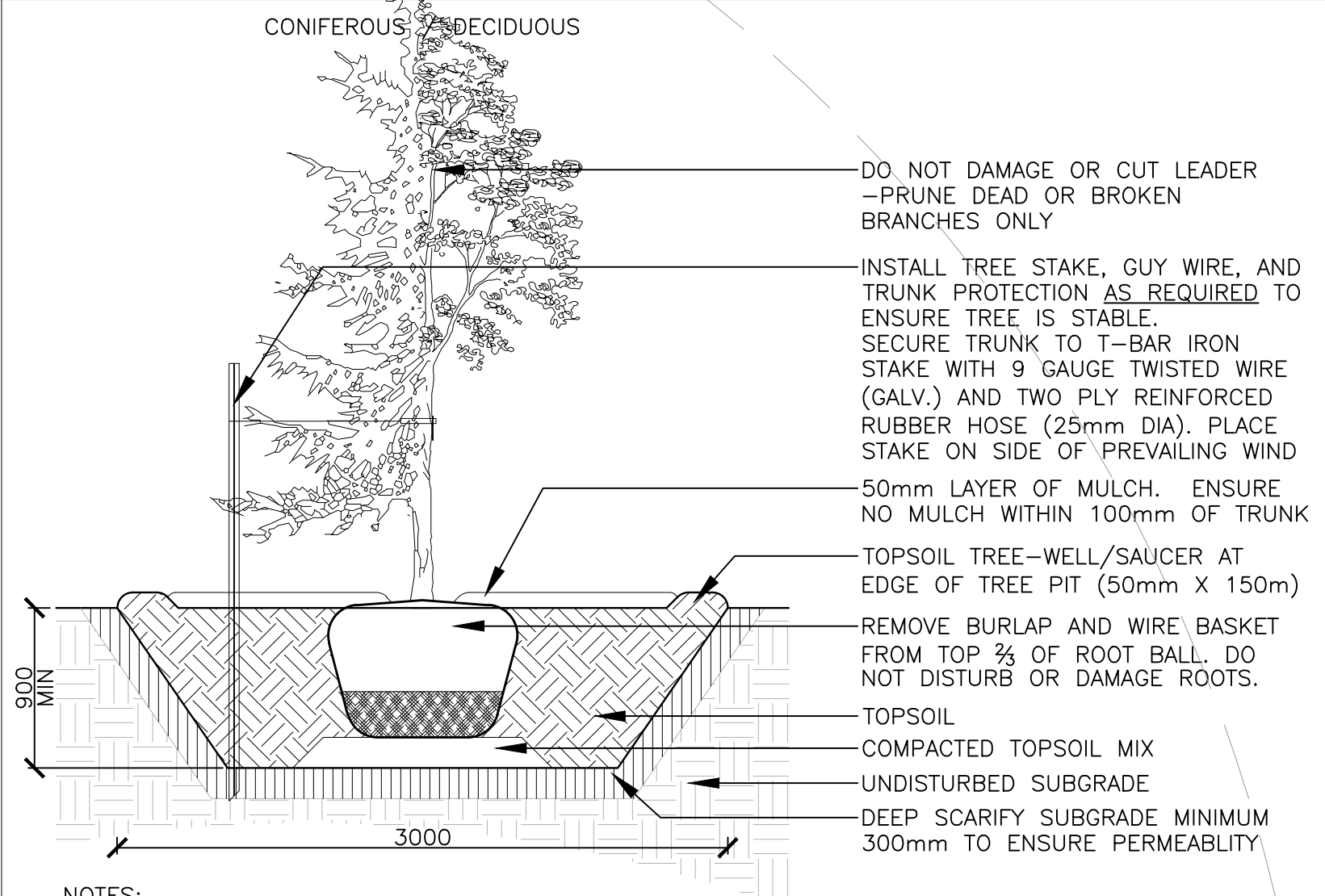
NOTES:

THE FOLLOWING PROTECTION MEASURES MUST BE IMPLEMENTED FOR RETAINED TREES, BOTH ON SITE AND ADJACENT SITES, PRIOR TO ANY TREE REMOVAL OR SITE WORKS AND MAINTAINED FOR THE DURATION OF CONSTRUCTION ON SITE.

1. UNDER THE GUIDANCE OF AN ARBORIST, ERECT A FENCE AT THE CRITICAL ROOT ZONE(CRZ) OF TREES WHERE THE CRZ IS ESTABLISHED AS BEING 10 CENTIMETERS FROM THE TRUNK FOR EVERY CENTIMETER OF TRUNK DIAMETER AT BREAST HEIGHT. THE CRZ IS CALCULATED AS DBH X 10cm.
2. DO NOT PLACE ANY MATERIAL OR EQUIPMENT WITHIN THE CRZ OF THE TREE
3. DO NOT ATTACH ANY SIGNS NOTICES OR POSTERS TO ANY TREE
4. DO NOT RAISE OR LOWER THE GRADE WITHIN THE CRZ WITHOUT APPROVAL
5. TUNNEL OR BORE WHEN DIGGING WITHIN THE CRZ OF A TREE
6. DO NOT DAMAGE THE ROOT SYSTEM, TRUNK, OR BRANCHES OF ANY TREE
7. ENSURE THAT EXHAUST FUMES FROM ALL EQUIPMENT ARE NOT DIRECTED TOWARDS ANY TREE CANOPY

1 TREE PROTECTION FENCING

Scale: 1:30

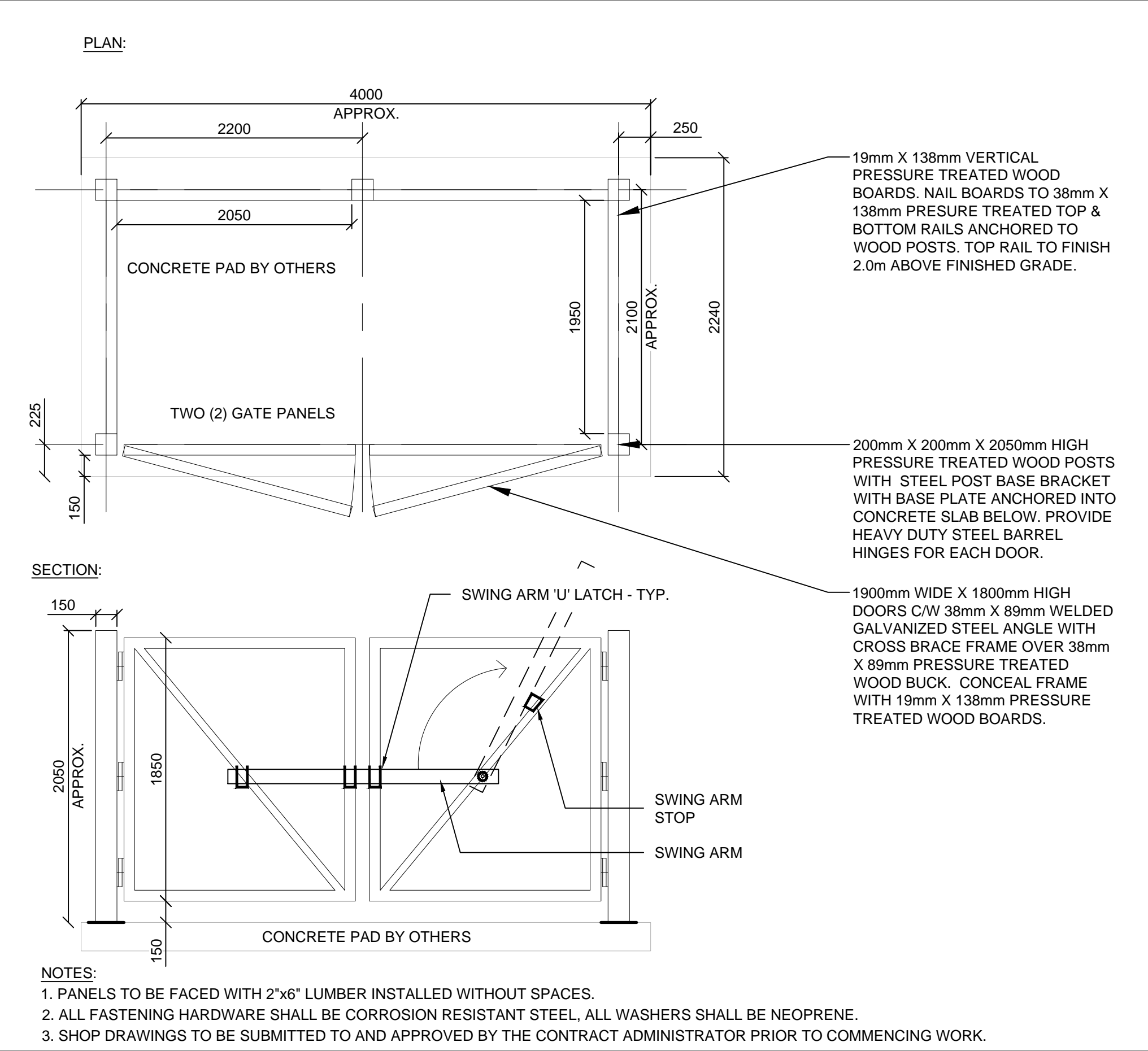


NOTES:

- TREE STAKES ARE GENERALLY ARE TO BE USED FOR CONDITIONS WHERE THE INSTALLED TREE IS UNSTABLE AND/OR BECOMES UNSTABLE
- ALLOW 10mm TO 25mm SLACK ON GUY WIRE SUPPORT FOR TREE
- TOP OF ROOT BALL TO RETAIN SAME ELEVATION AS GROWING CONDITIONS
- REMOVE STAKES ONE YEAR AFTER INSTALL
- INSTALL STAKE BEYOND EDGE OF ROOT BALL

2 TREE PLANTING

Scale: 1:30



NOTES:

1. PANELS TO BE FACED WITH 2"x6" LUMBER INSTALLED WITHOUT SPACES.
2. ALL FASTENING HARDWARE SHALL BE CORROSION RESISTANT STEEL, ALL WASHERS SHALL BE NEOPRENE.
3. SHOP DRAWINGS TO BE SUBMITTED TO AND APPROVED BY THE CONTRACT ADMINISTRATOR PRIOR TO COMMENCING WORK.

3 GARBAGE ENCLOSURE

Scale: 1:30

APPROVED

By Adam Brown at 9:40 am, May 25, 2025

ADAM BROWN

MANAGER, DEVELOPMENT REVIEW - RURAL
PLANNING, REAL ESTATE & ECONOMIC DEVELOPMENT
DEPARTMENT, CITY OF OTTAWA

arbaum
ARCHITECTS
535 LEGGET DRIVE, SUITE 103
KANATA, ONTARIO K2K 3B8


D.B. Gray Engineering Inc.

CLELAND
JARDINE
ENGINEERS LTD


VR
Vanderweeten & Rutherford Associates Inc.
Mechanical & Electrical Engineers
London, Windsor, Ottawa
www.vreng.ca | 613-563-2100

7	RE-ISSUED FOR SPA SUBMISSION	10 FEB 2025
6	RE-ISSUED FOR SPA SUBMISSION	16 DEC 2024
5	RE-ISSUED FOR SPA SUBMISSION	10 MAY 2024
4	RE-ISSUED FOR SPA SUBMISSION	24 MAY 2023
3	RE-ISSUED FOR SPA SUBMISSION	16 NOV 2022
2	ISSUED FOR SPA SUBMISSION	28 OCT 2022
1	ISSUED FOR REVIEW	22 SEP 2022
No.	Revision	Date

North:



Stamp:



Landscape Architecture
Urban Design
Site Planning
Recreation and Park Planning
Project Management

319 McRae Avenue, Suite 502, Ottawa, Ontario, K1Z 0B9
Tel: (613) 729-4536

1. All measurements in millimeters unless specified otherwise. Do not scale drawing. All drawings to be read in conjunction with written specifications.
2. Copyright reserved. This drawing is the exclusive property of CSW Landscape Architects Ltd. and shall not be used without the consent thereof.
3. This Drawing may not be used for construction until signed by the landscape architect. It is the responsibility of the contractor to:
 - check and verify all dimensions on site;
 - report all errors and/or omissions to the landscape architect;
 - comply with all pertinent codes and by-laws;
 - check and verify locations of all underground services with all local utilities prior to any digging.

Project:

135 CARDEVCO RD

135 CARDEVCO ROAD, CARP, ONTARIO
ERIC HOCHGESCHURZ - PREMIER BUS LINES INC.

Drawing:

DETAILS

Scale:

1:150

Date:

SEPT 1, 2022

Design By:

AB

Drawn By:

AB

Project Number:

2138-01

Sheet Number:

L 2.1

0 2 5 10 20 40 Meters