NOTE:

- CONCRETE BASES FOR LUMINAIRES TO BE SUPPLIED AND INSTALLED BY THIS ELECTRICAL CONTRACTOR.

NOTES:

1. ALL DIMENSIONS ARE IN MILLIMETRES OR METRES.
2. CLASS OF CONCRETE SHALL BE 32mPa. AIR ENTRAINMENT.
3. MINIMUM OF TWO SLEEVES REQUIRED FOR EACH CONC. FOUNDATION UNLESS OTHERWISE SHOWN.
4. CONTRACTOR TO VERIFY OPENING SIZE IN POLE BASE PLATE PRIOR TO SETTING CONDUIT SLEEVES. CONTRACTOR TO PROVIDE STRUCTURAL ENGINEER APPROVAL FOR BASE DESIGN.
5. SUBJECT TO SOIL CONDITIONS, REFER TO SOIL REPORT.
6. FORM RELEASE AGENT HAS BEEN FACTORY-APPLIED TO INSIDE SURFACE OF "ArtForm".

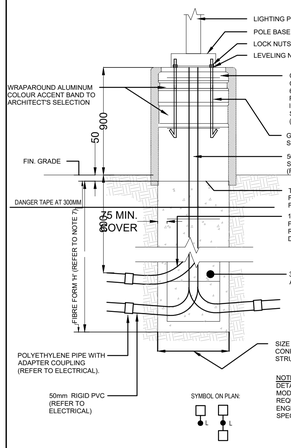

NOTE: WHERE APPLICABLE, THIS DETAIL DRAWING SHOULD BE MODIFIED TO MEET LOCAL REQUIREMENTS. RETAIN STRUCTURAL ENGINEER TO PROVIDE CONCRETE SPECIFICATIONS AND SUPPORT.

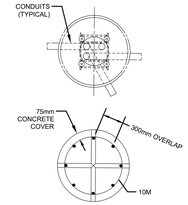

PLAN VIEW

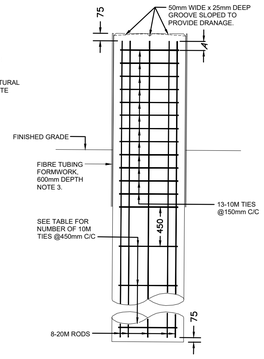

ELEVATION REINFORCEMENT

POLE LENGTH m	BURIAL DEPTH H m	ROD LENGTH m	A mm	NO. OF 10M TIES @450mm C/C	BOLT CIRCLE DIA FOR METAL POLES		
					ALUMINUM	STEEL	SECTIONAL STEEL
5.6	2.15	2.00	100	3	N/A	N/A	449
7.0	2.15	2.00	100	3	N/A	N/A	449
7.5	2.15	2.00	100	3	406	406	N/A
8.7	2.45	2.30	250	3	N/A	N/A	449
9.0	2.45	2.30	0	4	406	406	N/A
10.5	2.60	2.45	100	4	406	406	449
12.0	2.75	2.60	150	4	406	406	N/A
13.6	2.90	2.75	0	5	406	406	N/A
15.1	3.05	2.90	100	5	406	406	N/A

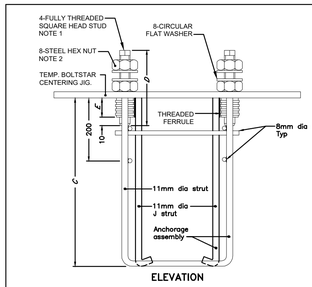

NOTE:

1. STUDS SHALL BE FACTORY SET WITH PRE-APPLIED THREAD LOCKING COMPOUND AND SHALL REMAIN IN PLACE DURING FOOTING AND POLE INTALLATION.
2. ASSEMBLY NUTS SHALL BE SHIPPED HAND TIGHT ONLY.
3. THE WELDS SHALL DEVELOP THE STRENGTH OF THE STRUTS.
4. ALL DIMENSIONS ARE IN MILLIMETRES UNLESS OTHERWISE SHOWN.

ASSEMBLY DIMENSIONS						
STUD DIA	STUD LENGTH D	BOLT CIRC. DIA A	STUD DISTANCE B	FERRULE LENGTH E	ANCHORAGE DEPTH C	
					250mm	FOR STRUCTURES
32mm (1-1/4")	230	406	287	75		457
		449	318			457
19mm (3/4")	180	190	135	38		305

TYPICAL CONCRETE BASE FOR LUMINAIRE
26-56-13-012

LIGHT FIXTURE SCHEDULE

TYPE	DESCRIPTION
AALL	LUMINAIRE/POLE ASSEMBLY CONSISTING OF A DOUBLE (2) LED LUMINAIRES WITH AN AREA ROUND DISTRIBUTION PATTERN, 347V OUTDOOR USE BALLAST ON A 30'-0" SQUARE STEEL POLE WITH POLE BASE COVER ON 36" CONCRETE BASE. COLOUR OF FINISH OF POLE/HEAD ARCHITECT/OWNER SELECTION. LAMPS SHALL BE SUPPLIED WITH THE FIXTURE. FIXTURE TO HAVE FLAT LENS AND BE FULL CUT OFF. COOPER GALLEON SERIES GLEON-SA7C-740-9-5WQ-QM-XX
BBLL	LUMINAIRE/POLE ASSEMBLY CONSISTING OF A SINGLE (1) LED LUMINAIRE WITH A TYPE III DISTRIBUTION PATTERN, 347V OUTDOOR USE BALLAST ON A 30'-0" SQUARE STEEL POLE WITH POLE BASE COVER ON 36" CONCRETE BASE. COLOUR OF FINISH OF POLE/HEAD TO ARCHITECT/OWNER SELECTION. LAMPS SHALL BE SUPPLIED WITH THE FIXTURE. FIXTURE TO HAVE FLAT LENS AND BE FULL CUT OFF. FIXTURE TO BE C/W HOUSE SIDE SHIELD. COOPER GALLEON SERIES GLEON-SA7C-740-9-T3-QM-XX-HSS
CCLL	LUMINAIRE/POLE ASSEMBLY CONSISTING OF A SINGLE (1) LED LUMINAIRE WITH A TYPE IV DISTRIBUTION PATTERN, 347V OUTDOOR USE BALLAST ON A 30'-0" SQUARE STEEL POLE WITH POLE BASE COVER ON 36" CONCRETE BASE. COLOUR OF FINISH OF POLE/HEAD TO ARCHITECT/OWNER SELECTION. LAMPS SHALL BE SUPPLIED WITH THE FIXTURE. FIXTURE TO HAVE FLAT LENS AND BE FULL CUT OFF. FIXTURE TO BE C/W HOUSE SIDE SHIELD COOPER GALLEON SERIES GLEON-SA7C-740-9-T4-QM-XX-HSS

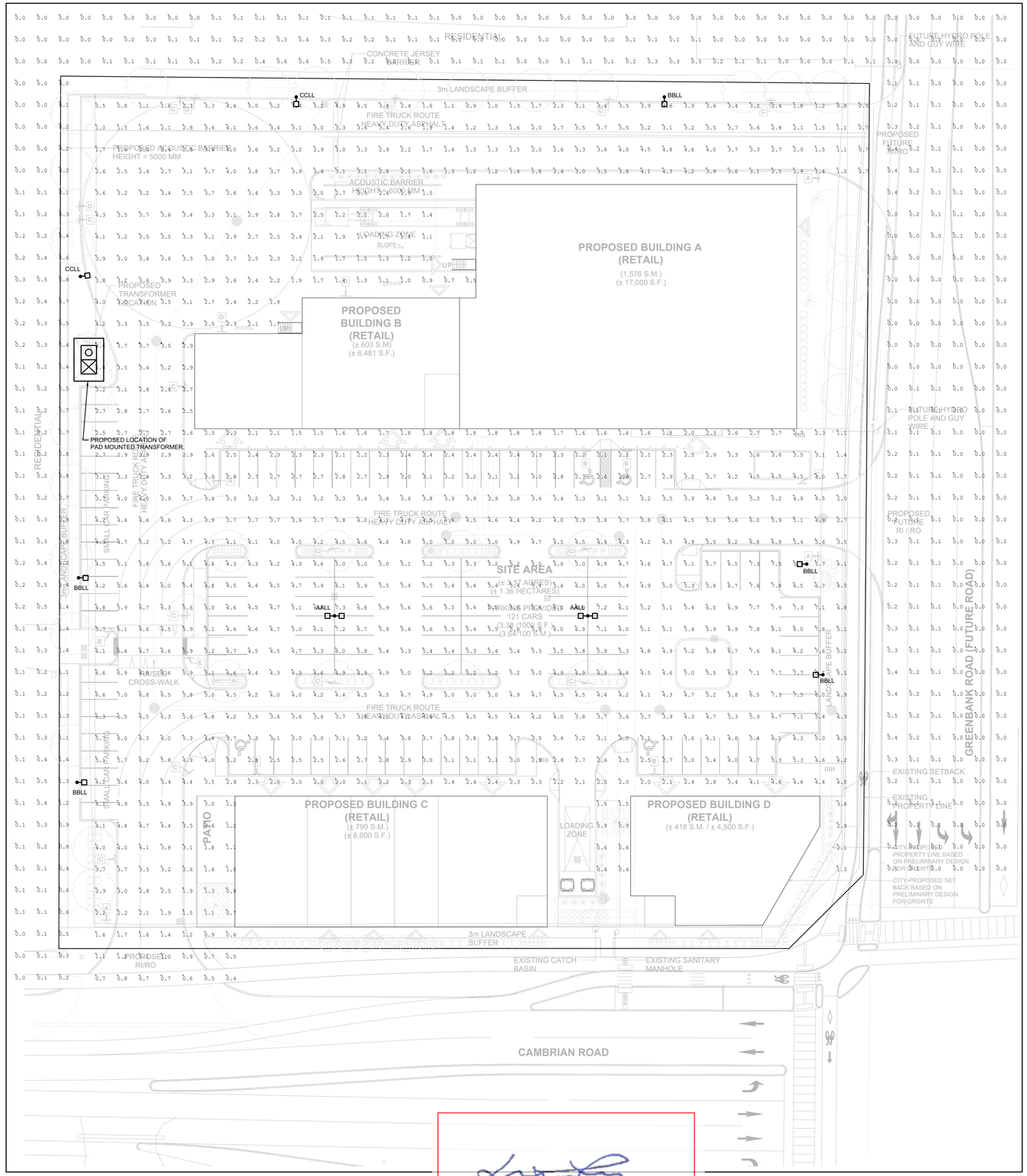

1 ESP ELECTRICAL PHOTOMETRIC SITE PLAN
SCALE: 1:300

APPROVED
By Lily Xu at 4:53 pm, May 02, 2025

LILY XU, MCIP, RPP
MANAGER, DEVELOPMENT REVIEW SOUTH
PLANNING, DEVELOPMENT, AND BUILDING SERVICES
DEPARTMENT, CITY OF OTTAWA

PLAN #: 18984 AND DEVELOPMENT #: D07-12-23-0049

HAMMERSCHLAG & JOFFE INC.
43 Lesmill Road Toronto,
Ontario Canada M3B 2T8
T: (416) 444.9263
F: (416) 444.1463

Drawing are not to be scaled. Contractor must check and verify all dimensions and conditions on the project; and must report any discrepancies to the consultants before proceeding with the work. The use of this drawing or part thereof is forbidden without the written approval of the consultants.

#	DATE	DESCRIPTION	BY
5	2024-02-08	ISSUED FOR SITE PLAN CONTROL APPLICATION	BK
4	2023-10-16	ISSUED FOR SITE PLAN CONTROL APPLICATION	BK
3	2023-04-28	ISSUED FOR SITE PLAN CONTROL APPLICATION	BK
2	2023-03-14	ISSUED FOR COORDINATION	BK
1	2022-11-16	ISSUED FOR COORDINATION	BK

Choice Properties REIT

PROJECT
CAMBRIAN RD (N. PARCEL)
BARRHAVEN, ONTARIO

DRAWING
ELECTRICAL PHOTOMETRIC SITE PLAN

PROJECT NO. 22-013-006
PROJECT DATE 2022-11-02
DRAWN BY BD
CHECKED BY BK
SCALE AS NOTED

LICENSED PROFESSIONAL ENGINEER 2024-02-08 M. HAMMERSCHLAG 22-013-006 PROVINCE OF ONTARIO

DRAWING NO. ESP
REV.