

1. GENERAL

- 1.1 USE BAR SCALE TO CONFIRM ACTUAL PLOT SCALE. ... EXISTING AND NEW ELEVATIONS AND INVERTS SHOWN ARE GEODETIC AND ... UNLESS OTHERWISE STATED "ENGINEER" REFERS TO D. B. GRAY ENGINEERING INC. ...

2. EROSION AND SEDIMENT CONTROL PLAN

- 2.1 THE CONTRACTOR SHALL IMPLEMENT BEST MANAGEMENT PRACTICES TO PROVIDE PROTECTION OF THE AREA DRAINAGE SYSTEM ... AND THE RECEIVING WATER COURSE ...

3. GRADING & DRAINAGE

- 3.1 NEW GRADES TO MATCH EXISTING AT PROPERTY LINE. NO EXCESS DRAINAGE WILL BE DIRECTED TOWARDS THE ADJACENT ... PROPERTIES DURING OR AFTER CONSTRUCTION. ...

4. SITE SERVICES

- 4.1 SEWER MATERIAL SHALL BE PVC SDR-28 FOR AND SHALL CONFORM TO CSA B182.2 AND SHALL HAVE BELL AND SPIGOT ... JOINTS WITH RUBBER GASKETS. ...

4.5 CLASS 4 SEWAGE SYSTEM

- 4.5.1 CLASS 4 SEWAGE SYSTEM SHALL CONSIST OF A 21.97% (MINIMUM) SEPTIC TANK, FOUR (4) 600L BIFURCATERS ... (SEE PAGES 15-17) WITH TYPE "A" DISCHARGE AND SHALL CONFORM TO THE REQUIREMENTS OF THE ONTARIO ... BUILDING CODE (OBC). ...

5. CONSTRUCTION

- 5.1 PRIOR TO COMMENCING WORK:
5.1.1 OBTAIN AND PAY FOR ALL NECESSARY PERMITS AND APPROVALS FROM THE AUTHORITIES. ...

5.1.2 PIPES:

- 5.1.2.1 HANDLE PIPE USING METHODS APPROVED BY MANUFACTURER. ...

5.1.3 MANHOLES:

- 5.1.3.1 JOINTS: SHALL BE MADE WATERTIGHT. ...

5.1.4 MAINTAIN RECORD DRAWINGS AND ACCURATE RECORD ELEVATIONS FROM THE ORIGINAL CONTRACT DOCUMENTS CAUSED BY ...

5.1.5 REINSTATE ALL AREAS DISTURBED BY CONSTRUCTION. REINSTATE PAVEMENTS, CURBS AND SIDEWALKS, TO THICKNESS, ...

5.1.6 CLEAN AND REINSTATE AREAS AFFECTED BY THE WORK.

KEY PLAN

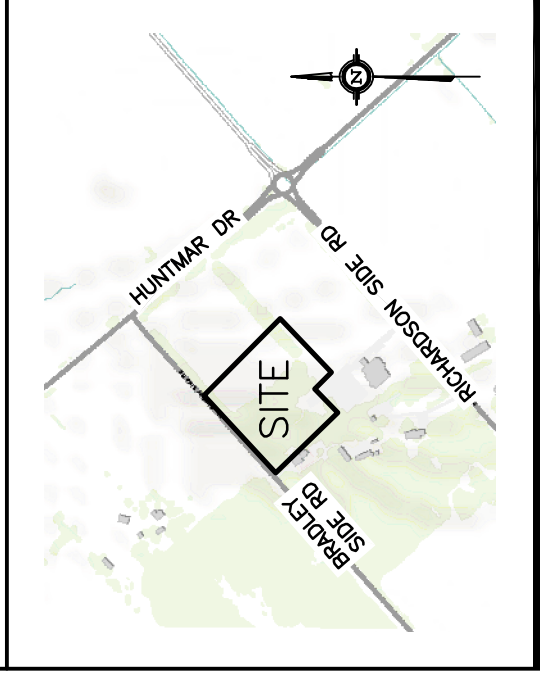


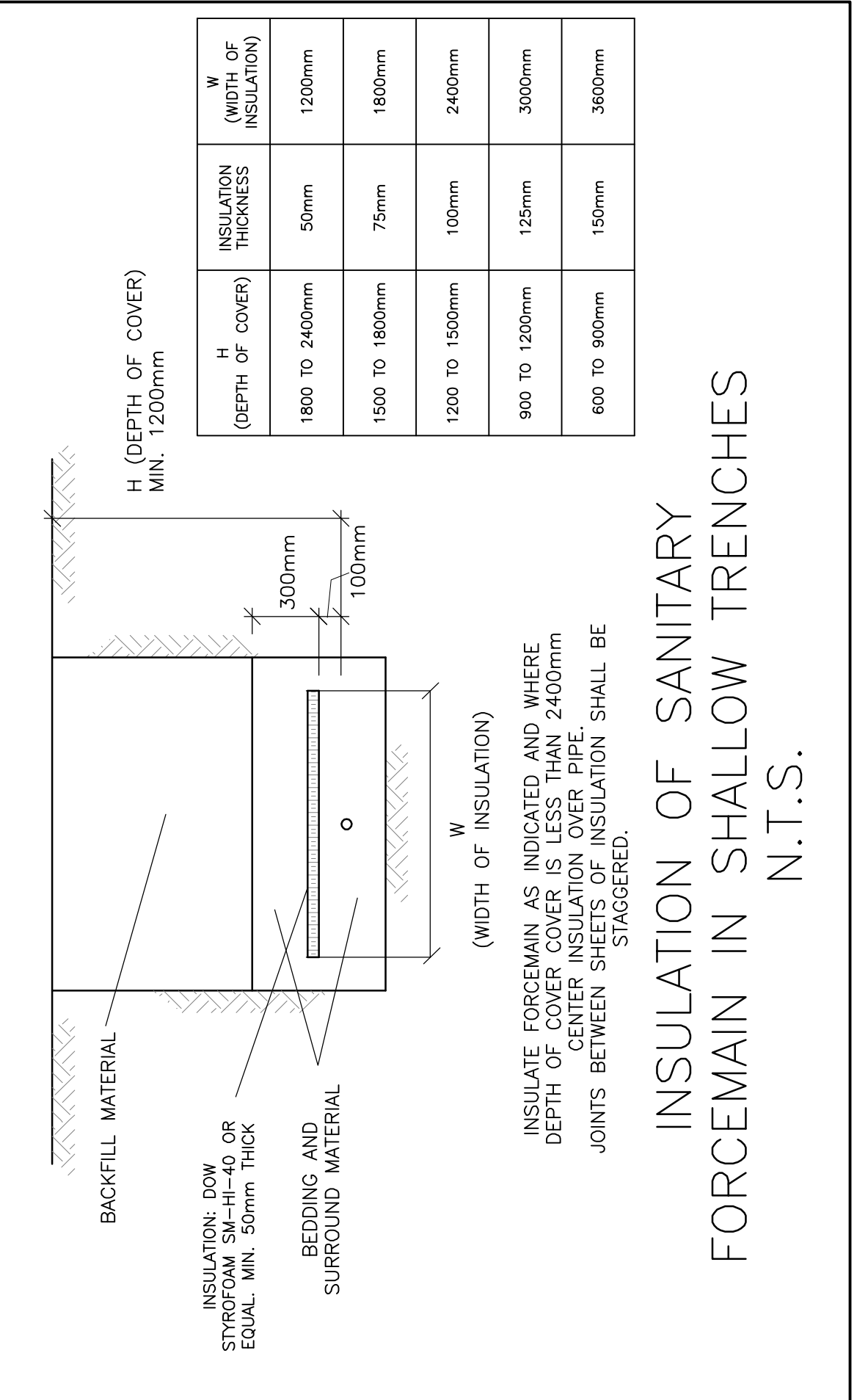
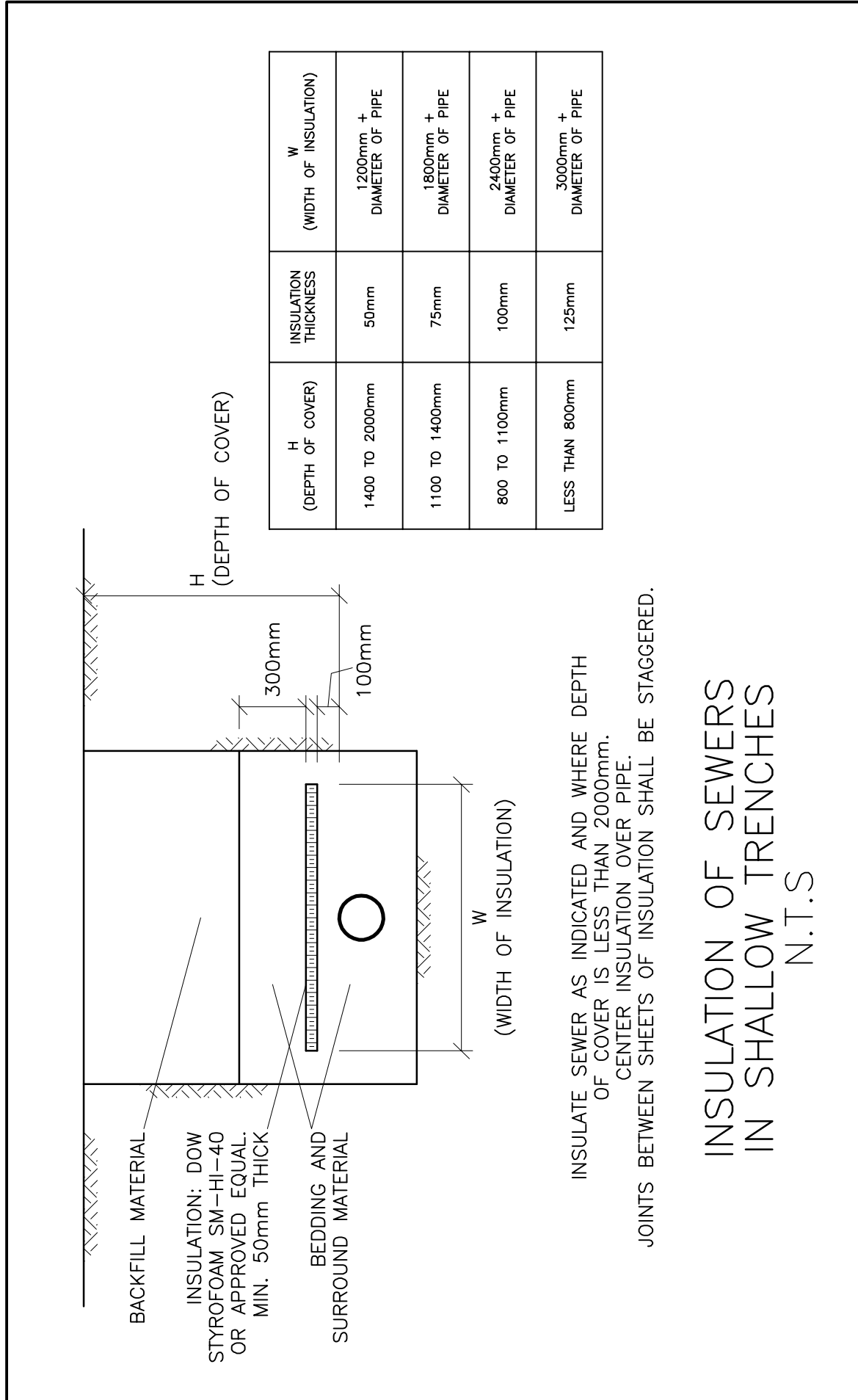
Table with 4 columns: No., DATE, REVISION. Row 1: 1, SEP 30-24, ISSUED FOR APPROVAL.

D. B. GRAY ENGINEERING INC.
Stowmarket Management Group Ltd. a Division of
7100 Long Point Circle
Ottawa, Ontario K1G 5G7
613-425-8044
d.gray@dbgrayengineering.com

BRADLEY FARM
EVENT CENTRE & CIDER
1818 BRADLEY SIDE ROAD
OTTAWA, ONTARIO

NOTES & DETAILS

Professional Engineer seal for D.B. Gray, License No. 1151-0507, Exp. 03-2023. Includes drawing No. C-8 of 9.



INSULATION OF SANITARY FORCEMAIN IN SHALLOW TRENCHES N.T.S.

INSULATE SEWER AS INDICATED AND WHERE DEPTH OF COVER IS LESS THAN 2000mm. CENTER INSULATION OVER PIPE. JOINTS BETWEEN SHEETS OF INSULATION SHALL BE STAGGERED.