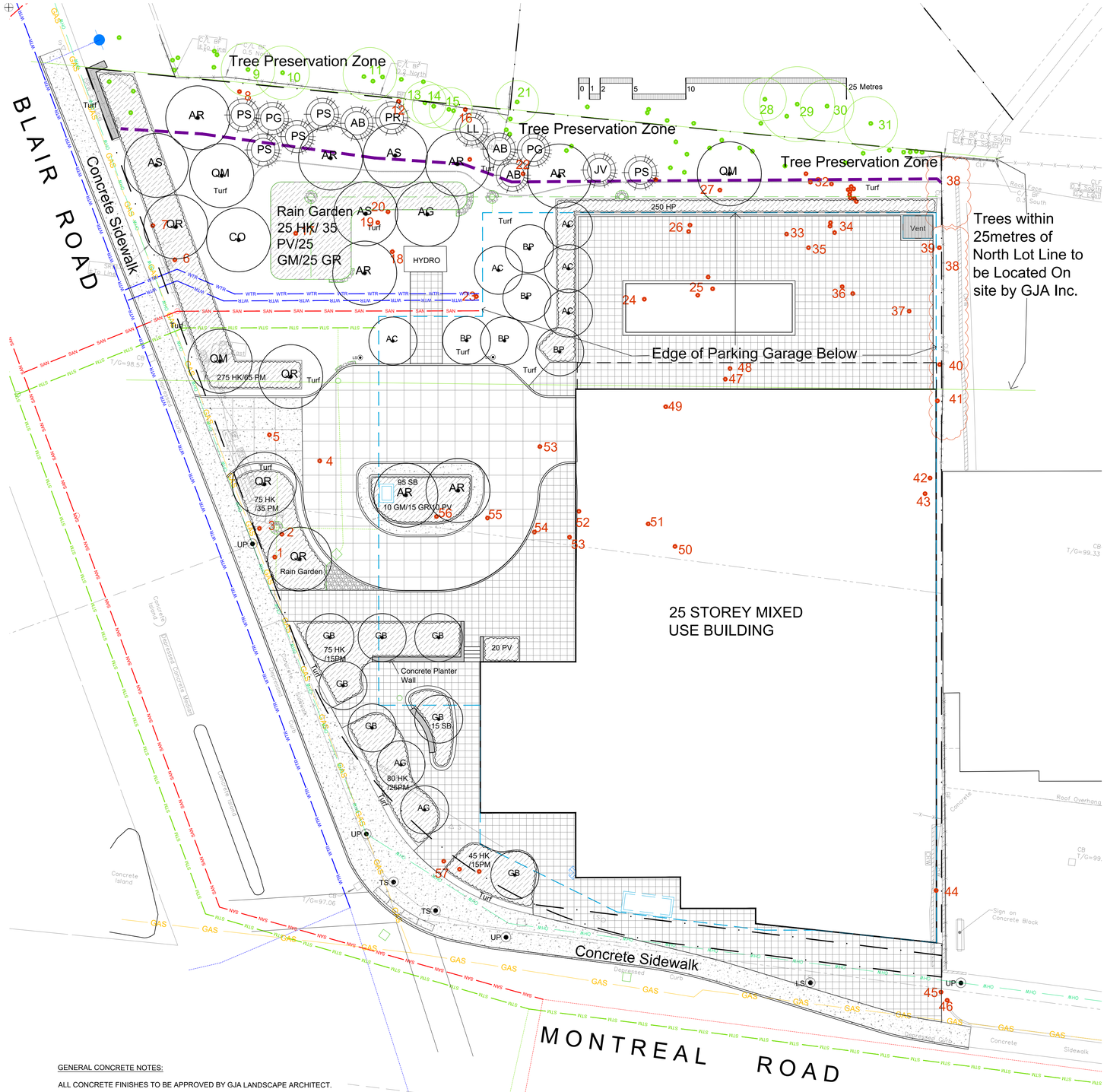

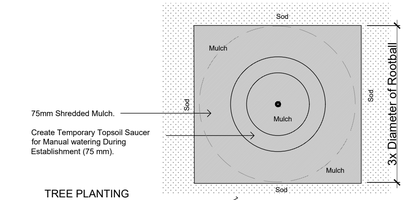

TREE PLANTING PLAN

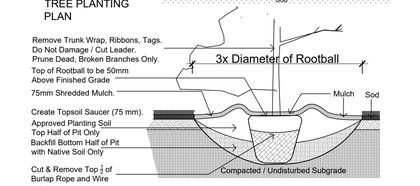

TREE PLANTING Section NTS

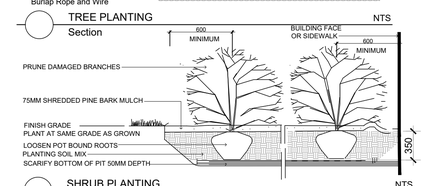

SHRUB PLANTING NTS

During Excavation/Bed Preparation if Extreme Conditions are Encountered (Water, Rock, Gravel...) Notify GJA INC Immediately.

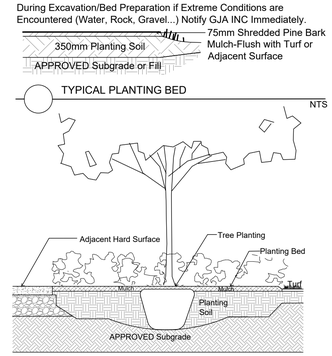

TYPICAL PLANTING BED NTS

TREE PLANTING IN PLANTING BED NTS

Ensure Filter Fabric is in Place over Insulation, with 500mm Overlap at Seams, and Continuous up and over any Upstands, Drains etc. Notify GJA INC.When Fabric Placement Is Ready For Inspection Prior To ANY Soil Placement.

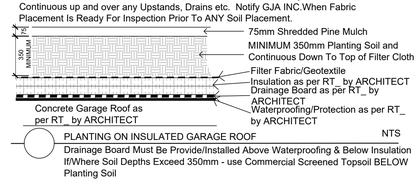

PLANTING ON INSULATED GARAGE ROOF NTS

Drainage Board Must Be Provide/Installed Above Waterproofing & Below Insulation If/Where Soil Depths Exceed 350mm - use Commercial Screened Topsoil BELOW Planting Soil

Drawing Remains the Property of/Copyright Reserved by Gino J. Aiello Landscape Architect. Do Not Use or Reproduce Without Approval of Gino J. Aiello.
NOT To Be Used For Construction **Unless** indicated by Revision: "**FOR LANDSCAPE CONSTRUCTION**".
Contractor is Responsible for Verification of Site Locations of all Utilities. Report any Discrepancies Between Site and Drawing Immediately to Gino J. Aiello. Do NOT Proceed Until Clarified.

TURF AREAS TO BE SOD C/W 150MM DEPTH TOPSOIL ON APPROVED SUBGRADE | SOD TO BE #1 GRADE TURFGRASS NURSERY SOD per NSGA - Fine Fescue/Kentucky Bluegrass Sod | PLANTING MIX TO BE APPROVED BY LANDSCAPE ARCHITECT | PLANT MATERIAL TO MEET CNLA STANDARDS/BE APPROVED BY LANDSCAPE ARCHITECT PRIOR TO PLANTING | ALL MATERIALS & WORK TO BE MAINTAINED UNTIL FINAL ACCEPTANCE, (MOWING TURF, WEEDING BEDS, WATERING TURF & PLANTS) & INCLUDE 1 YEAR WARRANTY FROM DATE OF FINAL ACCEPTANCE | PROVIDE WATERING OF ALL PLANT MATERIAL AS REQUIRED FOR PROPER ESTABLISHMENT, UNTIL END OF WARRANTY PERIOD | REFER TO CIVIL ENGINEER's DRAWING FOR ELEVATIONS / GRADING |
The Landscape Plan is to be read in conjunction with the grading, servicing, site and survey plan | Bare root material to be planted in season only | All plant material locations to be staked on site by the landscape contractor and checked by the landscape architect prior to planting | All trees to be preserved on or directly adjacent to the site will be protected | Plant material are to be installed a minimum of; 3.0m away from any part of any hydro transformer, 3.0m corridor between a fire hydrant and the curb, a 2.5m radius beside or behind a fire hydrant, 2.0m from any servicing/utility line or structure |

EXISTING TREES REFER TO TCR BY IFS

- 1 TO REMAIN / PROTECT
- 1 TO BE REMOVED
- Protection Fence Beyond CRZ

BELOW GRADE SERVICES REFER TO CIVIL /CUP

- WTR U/G Water Service
- STM U/G Storm Service
- SAN U/G Sanitary Service
- GAS U/G Gas Service
- U/G TelCo Service
- H U/G Hydro Service
- OHW O/H Hydro Service

LANDSCAPE LEGEND - PROPOSED

- DT Deciduous Tree
- CT Coniferous Tree
- Planting Bed
- Shrub Planting Bed
- Riverwash Stone/Filter Cloth
- Precast Paving
- Concrete Paving
- Concrete Seat Wall
- Parking Garage Below
- LS Light Standard Base
- Fire Hydrant
- FD Siamese Connection
- Catch Basin CB/Manhole

GENERAL CONCRETE NOTES:

ALL CONCRETE FINISHES TO BE APPROVED BY GJA LANDSCAPE ARCHITECT.

SAWCUT and EXPANSION JOINT LAYOUT FOR ALL AREAS TO BE MARKED ON SITE IN RED CHALK, REVIEWED, ADJUSTED AND APPROVED BY GJA LANDSCAPE ARCHITECT PRIOR TO ANY CONCREWTE POURING / CUTTING.

TYPE 1
35 MPa C1 125mm Thick, 6% Air Entrainment 6x6 Wire Mesh, Fibre Exp. Joints at all Hard Edges, Sawcut Control Joints (1" depth) as per plan +-2.0m O.C. minimum
c/w WOOD FLOAT FINISH - TOOL EDGE FIRST, THEN WIPE OFF TOOL MARKS WHILE APPLYING FINISH

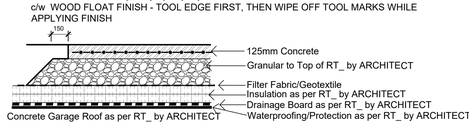

CONCRETE PAVING TYPE 1 NTS

Provide Shop Drawing for Proposed Expansion and Control Joint Layout for Approval

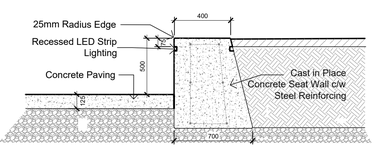

TYPICAL CONCRETE PLANTER / SEAT WALL AND PLANTING BED NTS

Concrete Seat Wall,Supply Shop Drawings for Concrete Reinforcing & Recessed Strip Lighting. Use New Form Ply - for Quality "Form Strip Finish"

TREES 1649 MONTREAL RD.

Code	Qty.	Botanical Name	Common Name	Size	Condition
AC	5	Amelanchier canadensis	Serviceberry	50mm cal	B + B specimen
AG	2	Aesculus glabra	Ohio Buckeye	60mm cal	B + B specimen
AR	6	Acer rubrum	Red Maple	70mm cal	B + B specimen
AS	3	Acer saccharum	Sugar Maple	60mm cal	B + B specimen
BP	5	Betula papyrifera	Paper Birch	60mm cal	B + B specimen
GB	7	Ginkgo biloba	Maidenhair Tree	60mm cal	B + B specimen
QM	3	Quercus macrocarpa	Bur Oak	70mm cal	B + B specimen
QR	3	Quercus rubra	Red Oak	60mm cal	B + B specimen
AB	3	Abies balsamea	Balsam Fir	2.0m Ht.	B + B specimen
JV	1	Juniperus virginiana	Eastern Red Cedar	1.5m Ht.	B + B specimen
LL	1	Larix laricina	Eastern Larch / Tamarack	2.25m Ht.	B + B specimen
PG	2	Picea glauca	White Spruce	2.5m Ht.	B + B specimen
PR	1	Pinus resinosa	Red Pine	1.5m Ht.	B + B specimen
PS	5	Pinus strobus	White Pine	1.75m Ht.	B + B specimen

SHRUBS 1649 MONTREAL RD.

Code	Qty.	Botanical Name	Common Name	Size	Condition
HK	575	Hypericum kalmianum	Kalm St. John's Wort	30cm Ht.	Pot
HP	250	Hypericum prolificum	Shrubby St. John's Wort	40cm Ht.	Pot
SB	110	Spiraea bumalda 'Dart's Red'	Dart's Red Spirea	50cm Ht.	Pot

No.	Revision	Date August
7	PER CITY FORESTRY COMMENTS	2025 02 05
6	PER CITY COMMENTS	2025 01 22
5	UPDATED SITE AND CIVIL	2024 11 20
4	FOURTH SUBMISSION SPC 4	2024 02 14
3	THIRD SUBMISSION SPC 3	2023 08 28
2	SECOND SUBMISSION SPC 2	APRIL 06 2023
1	FIRST SUBMISSION SPC1	AUGUST 30 2022
0	FOR REVIEW / COORDINATION	AUGUST 2022

ONTARIO ASSOCIATION OF LANDSCAPE ARCHITECTS — GINO J. AIELLO — MEMBER

N

Property Owner: Bertone Montreal Road LP
1285 Hodge, suite 200,
St-Laurent, Quebec, H4N 2B6

Gino J. Aiello | landscape architect
GJA Inc.
GJALA.com
Gino@GJALA.com (613)286 5130
110 Didsbury Road Unit # 9 | Ottawa Ontario | K2T 0C2

Project: Mixed Use Development Commercial, Residential
1649 Montreal Road @ Blair Road

Drawing: Landscape Plan

Date: 2021
Scale: 1:200
City of Ottawa
Dwg - 18876

Sheet Number: L1

D07-12-22-0132