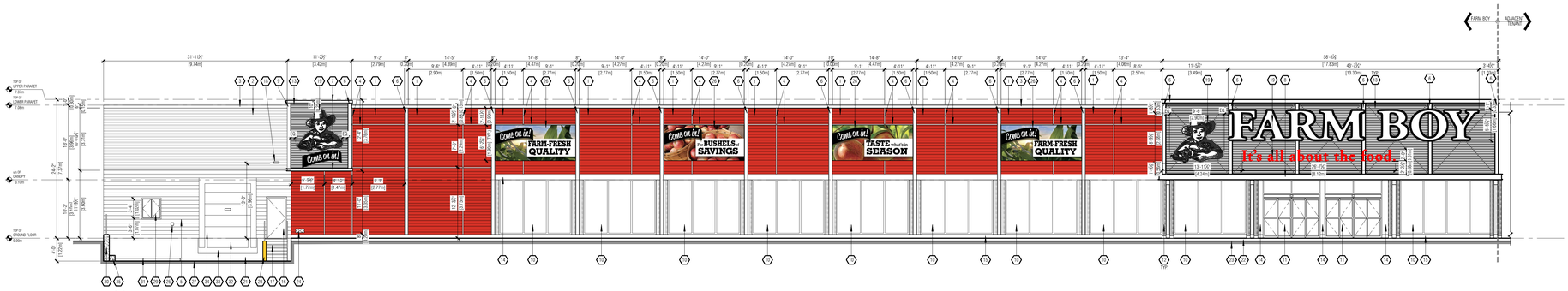

1 A3.0 WEST ELEVATION
1/8" = 1'-0"

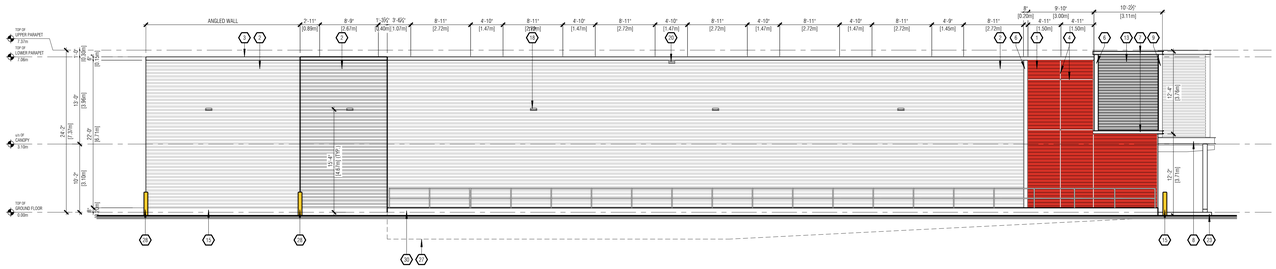

2 A3.0 SOUTH ELEVATION
1/8" = 1'-0"

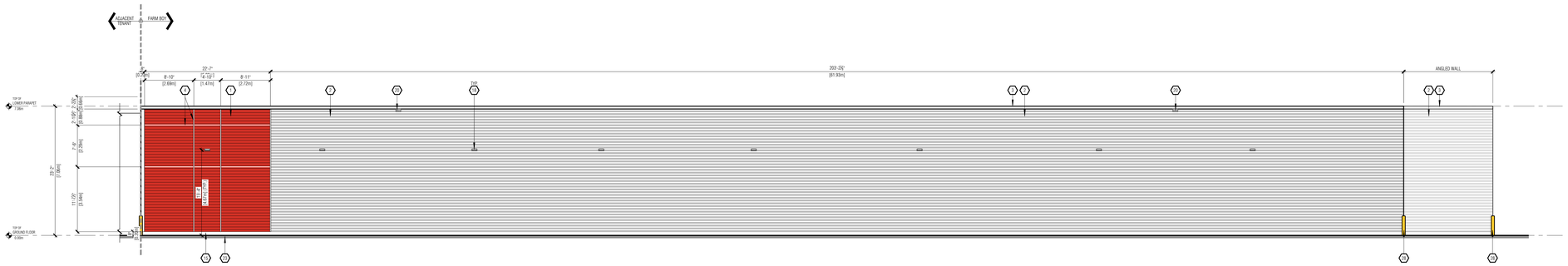

3 A3.0 EAST ELEVATION
1/8" = 1'-0"

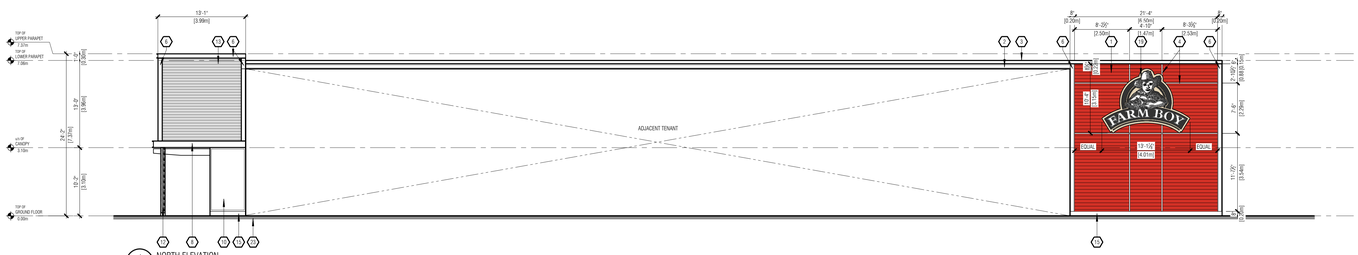

4 A3.0 NORTH ELEVATION
1/8" = 1'-0"

EXTERIOR ELEVATION NOTES

1. EXTERIOR SIGNAGE TO BE SUPPLIED AND INSTALLED BY CLIENTS SIGNAGE CONTRACTOR.ALL SIGNAGE IS SHOWN AS APPROXIMATE DIMENSIONS. FINAL SIGN TO BE COORDINATED WITH APPROVED SIGNAGE PACKAGE.
2. GENERAL CONTRACTOR TO PROVIDE 1/2" EXTERIOR GRADE PLYWOOD SHEATHING BEHIND THE EXTERIOR CLADDING WHERE AN EXTERIOR SIGN IS TO BE INSTALLED. PLYWOOD IS TO BE INSTALLED OVER THE EXTERIOR GRADE GYPSUM SHEATHING.
3. ALL GRADES ARE BE REVIEWED PRIOR TO CONSTRUCTION BY THE GENERAL CONTRACTOR. ALL DISCREPANCIES IN THE GRADES ARE TO BE REPORTED TO GREYSTONE.
4. VERTICAL AND HORIZONTAL REVEALS BETWEEN COMPOSITE PANELS TO BE 3/8" IN WIDTH. REVEALS ARE DIMENSIONED TO THE CENTRE LINE. (SEE WALL SECTIONS FOR DETAILING)

EXTERIOR ELEVATION KEYED NOTES

1. WOOD SIDING
   SPECIFICATION: PRE-FINISHED HORIZONTAL 1/8 COVE
   MANUFACTURER: CAPE COD
   COLOUR: ALGERIAN RED
2. METAL SIDING
   SPECIFICATION: 3/4" CORRUGATED METAL SIDING
   MANUFACTURER: VICWEST OR EQUIVALENT
   COLOUR: PG01-GALVALUME PLUS
3. PRE-FINISHED METAL CAP FLASHING
   COLOUR: IDEAL ROOFING #8229 "DARK BROWN"
4. 2" REVEAL
   SPECIFICATION: 26ga PRE-FINISHED BENT METAL. HORIZONTALS TO BE CENTERED ON RELATING MULLIONS AS SHOWN.
   COLOUR: TO MATCH IDEAL ROOFING #8229 "DARK BROWN"
5. CONCRETE BLOCK
   MANUFACTURER: TBC
   COLOUR: TBC
   GROUT: TBC
6. 8" C-BEAM REVEAL
   COLOUR: TO MATCH IDEAL ROOFING #8229 "DARK BROWN"
7. 6" C-BEAM REVEAL
   COLOUR: TO MATCH IDEAL ROOFING #8229 "DARK BROWN"
8. 12" C-BEAM REVEAL
   COLOUR: TO MATCH IDEAL ROOFING #8229 "DARK BROWN"
9. BENT METAL FRAME
   COLOUR: TO MATCH IDEAL ROOFING #8229 "DARK BROWN"
10. BLACK ANODIZED ALUMINUM FRAMES c/w CLEAR GLAZING - PER OTTAWA BIRD-SAFE DESIGN GUIDELINE 2 "MINIMIZE THE TRANSPARENCY AND REFLECTIVITY OF GLAZING". (SEE WINDOW SCHEDULE).
11. BLACK ANODIZED ALUMINUM BI-PARTING DOOR c/w CLEAR GLAZING. (SEE DOOR SCHEDULE).
12. HEAVY TIMBER COLUMNS
    FINISH: TWO COATS SANSIN SDF CUSTOM TINT, ONE COAT SDF TOPCOAT CLEAR.
13. WOOD SLATS
    FINISH: TWO COATS SANSIN SDF CUSTOM TINT, ONE COAT SDF TOPCOAT CLEAR.
14. METAL PANELING
    COLOUR: TO MATCH IDEAL ROOFING #8229 "DARK BROWN"
15. CONCRETE SKIRTING
16. HOLLOW METAL DOOR c/w HOLLOW METAL FRAME (SEE DOOR SCHEDULE).
    COLOUR: TBD
17. STEEL STAIR, LANDING, RAIL AND PICKETS c/w OPEN GRATE TREADS & CHEQUER PLATE NOSINGS. ALL TO BE HOT DIPPED GALVANIZED (SEE STRUCTURAL). GENERAL CONTRACTOR IS TO SUBMIT STAMPED ENGINEERED SHOP DRAWINGS.
18. EXTERIOR WALL MOUNTED FLOOD LIGHT FIXTURE (SEE ELECTRICAL). PAINTED COLOUR: DARK GREY
19. ILLUMINATED SIGN BOX SUPPLIED AND INSTALLED BY SIGNAGE VENDOR. GENERAL CONTRACTOR TO PROVIDE ELECTRICAL CONNECTION. (SEE ELECTRICAL)
20. ROOF SCUPPER.
21. CONCRETE FOUNDATION WALL (SEE STRUCTURAL).
    COLOUR: NATURAL CONCRETE COLOUR.
22. POURED CONCRETE SIDEWALK.
23. FINISHED GRADE.
24. FIRE DEPARTMENT CONNECTION MOUNTED BETWEEN 1'-0" AND 2'-11" (300mm AND 900mm) A.F.F. (SEE MECHANICAL).
25. RECESSED NON-FREEZE HOSE BIB (SEE MECHANICAL).
26. "COME ON IN" BANNER. SUPPLIED AND INSTALLED BY SIGNAGE CONTRACTOR.
27. POURED CONCRETE LOADING RAMP, CURB AND APRON (SEE STRUCTURAL).
28. STEEL BOLLARD c/w CONCRETE FILL
    COLOUR: YELLOW
29. INSULATED GARBAGE COMPACTOR ACCESS DOOR c/w PAINTED FINISH. (SEE DOOR SCHEDULE)
    COLOUR: TBD
30. CONCRETE RETAINING WALL w/ GUARD RAIL (SEE STRUCTURAL). GUARD RAIL TO BE HOT DIPPED GALVANIZED. GENERAL CONTRACTOR IS TO SUBMIT SHOP DRAWINGS.
31. CONCRETE PAD FOR COMPACTOR c/w CATCH BASIN (SEE STRUCTURAL AND MECHANICAL). SLOPE PAD TOWARDS CATCH BASIN. TOP OF PAD TO BE MIN. 6" HIGHER THEN (GADING RAMP.
32. DOCK LEVELLER.
33. CONCRETE FLOOR OVER POUR, 4" PAST EXTERIOR FACE OF FOUNDATION.
34. PRE-FINISHED INSULATED OVERHEAD SECTIONAL DOOR, SEAL AND BUMPERS (SEE DOOR SCHEDULE)
35. CONCRETE CURB (SEE STRUCTURAL)

IT IS THE RESPONSIBILITY OF THE CONTRACTOR TO:

- CHECK AND VERIFY ALL DIMENSIONS ON SITE.
- REPORT ALL ERRORS AND/OR OMISSIONS TO GREYSTONE BEFORE CONTINUING WITH ANY WORK.

THESE DRAWINGS SHALL NOT BE USED FOR CONSTRUCTION UNLESS NOTED OTHERWISE

THESE DRAWINGS SHALL NOT TO BE SCALED.ERRORS MADE BY PERSONS SCALING THESE DRAWINGS WILL NOT BE THE RESPONSIBILITY OF GREYSTONE ARCHITECTURAL PARTNERS

THESE DRAWINGS SHALL TO BE READ IN CONJUNCTION WITH ALL OTHER RELATED DOCUMENTS.

ALL DESIGN DOCUMENTS ARE THE COPYRIGHT PROPERTY OF GREYSTONE. ANY REPRODUCTIONS OF THE DESIGN DOCUMENTS IN PART OR IN WHOLE IS FORBIDDEN WITHOUT WRITTEN APPROVAL BY GREYSTONE.

07.02.2024

Greystone

Cambridge
154 King St E
Cambridge, Ontario N3H 3R4
(519) 896-1010 ext.100

Toronto
522 Mount Pleasant Rd
Suite 200
Toronto, Ontario M4S 2M3
(416) 440-0208

REV.	DESCRIPTION	DATE

△ REVISION ☐ ISSUED ○ APPROVAL

CLIENT:
Sobeys inc.
Mississauga, ON

PROJECT:
NEW BUILD
FARM BOY
FINDLAY CREEK
BANK ST. & DUN SKIPPER DR.
OTTAWA, ONTARIO

DRAWING:
EXTERIOR ELEVATIONS

DRAWN:	CHECKED:	JOB NUMBER:
A.E.	M.V.	24343
DATE (YYYY/MM/DD): 2025.01.15		SCALE: 1/8" = 1'-0"
DRAWING NUMBER: A3.0		REVISION NUMBER: R0

FILE: J:\Farm Boy\2024\24343 - Findlay Creek (Phase) Building(s)\Architectural\FB-ON-XXXX-FINDLAY-CREEK-A3.0-EXT ELEV-R0 (2025.02.13).dwg
LAST SAVED BY MAdams, 1/15/2025 9:34 AM