

VIPER Area/Site

VIPER LUMINAIRE

FEATURES

- Low profile LED area/site luminaire with a variety of IES distributions for lighting applications such as auto dealership, retail, commercial, and campus parking lots
- Featuring two different optical technologies, Strike and Micro Strike Optics, which provide the best distribution patterns for retrofit or new construction
- Rated for high vibration applications including bridges and overpasses. All sizes are rated for 1.5G
- Control options including photo control, occupancy sensing, NX Lighting Controls™, LightGRID+ and 7-Pin with networked controls
- New customizable lumen output feature allows for the wattage and lumen output to be customized in the factory to meet whatever specification requirements may entail
- Field interchangeable mounting provides additional flexibility after the fixture has shipped



CONTROL TECHNOLOGY



SERVICE PROGRAMS



SPECIFICATIONS

CONSTRUCTION

- Die-cast housing with hidden vertical heat fins are optimal for heat dissipation while keeping a clean smooth outer surface
- Corrosion resistant, die-cast aluminum housing with 1000 hour powder coat paint finish
- External hardware is corrosion resistant

OPTICS

- Micro Strike Optics (160, 320, 480, or 720 LED counts) maximize uniformity in applications and come standard with mid-power LEDs which evenly illuminate the entire luminous surface area to provide a low glare appearance. Catalog logic found on page 2
- Strike Optics (36, 72, 108, or 162 LED counts) provide best in class distributions and maximum pole spacing in new applications with high powered LEDs. Strike optics are held in place with a polycarbonate bezel to mimic the appearance of the Micro Strike Optics so both solutions can be combined on the same application. Catalog logic found on page 3
- Both optics maximize target zone illumination with minimal losses at the house-side, reducing light trespass issues. Additional backlight control shields and house side shields can be added for further reduction of illumination behind the pole
- One-piece silicone gasket ensures a weatherproof seal
- Zero up-light at 0 degrees of tilt
- Field rotatable optics

INSTALLATION

- Mounting patterns for each arm can be found on page 11
- Optional universal mounting block for ease of installation during retrofit applications. Available as an option (ASQU) or accessory for square and round poles
- All mounting hardware included
- Knuckle arm fitter option available for 2-3/8" OD tenon
- For products with EPA less than 1 mounted to a pole greater than 20ft, a vibration damper is recommended

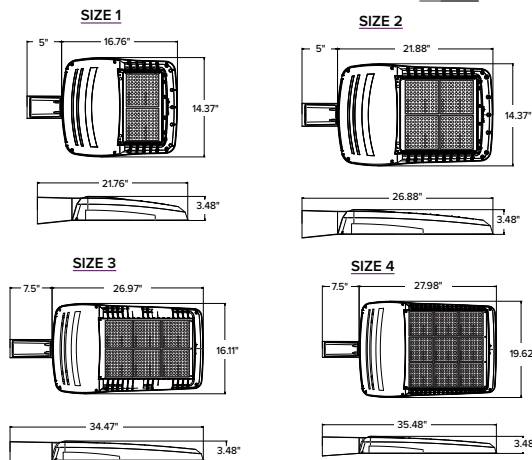
ELECTRICAL

- Universal 120-277 VAC or 347-480 VAC input voltage, 50/60 Hz
- Ambient operating temperature -40°C to 40°C
- Drivers have greater than 90% power factor and less than 20% THD
- LED drivers have output power over-voltage, over-current protection and short circuit protection with auto recovery
- Field replaceable surge protection device provides 20kA protection meeting ANSI/ IEEE C62.41.2 Category C High and Surge Location Category C3; Automatically takes fixture off-line for protection when device is compromised
- Dual Driver option provides 2 drivers within luminaire but only one set of leads exiting the luminaire, where Dual Power Feed provides two drivers which can be wired independently as two sets of leads are extended from the luminaire. Both options cannot be combined

CONTROLS

- Photo control, occupancy sensor programmable controls, and Zigbee wireless controls available for complete on/off and dimming control
- Please consult brand or sales representative when combining control and electrical options as some combinations may not operate as anticipated depending on your application
- 7-pin ANSI C136.41-2013 photocontrol receptacle option available for twist lock photocontrols or wireless control modules (control accessories sold separately)
- 0-10V Dimming Drivers are standard. Select CD option to have dimming leads extended outside the luminaire. Must specify if wiring leads are to be greater than the 6" standard.
- NX Lighting Controls™ available with in fixture wireless control module, features dimming and occupancy sensor
- LightGRID+ available with in fixture wireless control module, features dimming and occupancy sensor. Also available in 7-pin configuration

MICRO STRIKE | STRIKE OPTICS



	EPA				Config
	VP1 (Size 1)	VP2 (Size 2)	VP3 (Size 3)	VP4 (Size 4)	
Single Fixture	0.454	0.555	0.655	0.698	
Two at 180	0.908	1.110	1.310	1.396	
Two at 90	0.583	0.711	0.857	0.948	
Three at 90	1.037	1.266	1.512	1.646	
Three at 120	0.943	1.155	1.392	1.680	
Four at 90	1.166	1.422	1.714	1.896	

CERTIFICATIONS

- DLC® (DesignLights Consortium Qualified), with some Premium Qualified configurations. Not all product variations listed in this document are DLC® qualified. Refer to <http://www.designlights.org> for the most up-to-date list.
- Listed to UL1598 and CSA C22.2#250.0-24 for wet locations and 40°C ambient temperatures
- 1.5 G rated for ANSI C136.31 high vibration applications
- Fixture is IP65 rated
- Meets IDA recommendations using 3K CCT configuration at 0 degrees of tilt
- This product meets federal procurement law requirements under the Buy American Act (FAR 52.225-9) and Trade Agreements Act (FAR 52.225-11). See Buy America(n) Solutions (link to <https://www.currentlighting.com/resources/america-solutions>).
- FCC CFR Title 47 Part 15, Class A

WARRANTY

- 5 year warranty

VIPER Area/Site

VIPER LUMINAIRE

MICROSTRIKE OPTICS – ORDERING GUIDE

Gray Shading = Service Program Limit of 15 luminaires

QS10

Example: VP-2-320L-145-3K7-2-R-UNV-A3-BLT

CATALOG # _____

VP Series	Optic Platform	Size	Light Engine	CCT/CRI	Distribution	Optic Rotation	Voltage
VP Viper	Micro Strike	1 Size 1	160L-35 ⁶ 5500 lumens 160L-50 ⁶ 7500 lumens 160L-75 10000 lumens 160L-100 12500 lumens 160L-115 15000 lumens 160L-135 18000 lumens 160L-160 21000 lumens	AP AP-Amber Phosphor Converted 27K8 2700K, 80 CRI 3K7 3000K, 70 CRI 3K8 3000K, 80 CRI 35K8 3500K, 80 CRI 3K9 3000K, 90 CRI 4K7 4000K, 70 CRI 4K8 4000K, 80 CRI 4K9 4000K, 90 CRI 5K7 5000K, 70 CRI 5K8 5000K, 80 CRI	2 Type 2 3 Type 3 4F Type 4 Forward 4W Type 4 Wide 5QW Type 5 Square Wide	BLANK No Rotation L Optic rotation left R Optic rotation right	UNV 120-277V 120 120V 208 208V 240 240V 277 277V 347 347V 480 480V
		2 Size 2	320L-145 21000 lumens 320L-170 24000 lumens 320L-185 27000 lumens 320L-210 30000 lumens 320L-235 33000 lumens 320L-255 36000 lumens 320L-315 ⁶ 40000 lumens				
		3 Size 3	480L-285 40000 lumens 480L-320 44000 lumens 480L-340 48000 lumens 480L-390 52000 lumens 480L-425 55000 lumens 480L-470 60000 lumens				
		4 Size 4	720L-435 60000 lumens 720L-475 65000 lumens 720L-515 70000 lumens 720L-565 ⁶ 75000 lumens 720L-600 ⁶ 80000 lumens CLO Custom Lumen Output ¹				

Mounting	Color	Options	Network Control Options
A Arm mount for square pole/flat surface (B3 Drill Pattern) (Does not include round pole adapter) A_ Arm mount for round pole ² ASQU Universal arm mount for square pole. Can be used with B3 or S2 Drill Pattern A_U Universal arm mount for round pole ² AAU Adjustable arm for pole mounting (universal drill pattern) AA_U Adjustable arm mount for round pole ² ADU Decorative upswept Arm (universal drill pattern) AD_U Decorative upswept arm mount for round pole ² MAF Mast arm fitter for 2-3/8" OD horizontal arm K Knuckle T Trunnion WB Wall Bracket, horizontal tenon with MAF WM Wall mount bracket with decorative upswept arm WA Wall mount bracket with adjustable arm	BLT Black Matte Textured BLS Black Gloss Smooth DBT Dark Bronze Matte Textured DBS Dark Bronze Gloss Smooth GTT Graphite Matte Textured LGS Light Grey Gloss Smooth LGT Light Grey Gloss Textured PSS Platinum Silver Smooth WHT White Matte Textured WHS White Gloss Smooth VGT Verde Green Textured Color Option CC Custom Color	F Fusing 2PF Dual Power Feed 2DR Dual Driver TE Tooless Entry BC Backlight Control ⁸ TB Terminal Block CD Customer Dimming	NXWS16F NX Networked Wireless Enabled Integral NXSMP2-LMO PIR Occupancy Sensor with Automatic Dimming Photocell and Bluetooth Programming ^{1,3,4} NXWS40F NX Networked Wireless Enabled Integral NXSMP2-HMO PIR Occupancy Sensor with Automatic Dimming Photocell and Bluetooth Programming ^{1,3,4} NXW NX Networked Wireless Radio Module NXRM2 and Bluetooth Programming, without Sensor ^{3,4} WIR LightGRID+ In-Fixture Module ^{3,4} WIRSC LightGRID+ Module and Occupancy Sensor ^{3,4} Stand Alone Sensors BTS-14F Bluetooth® Programmable, BTSMP-LMO PIR Occupancy Sensor with Automatic Dimming Photocell and 360° Lens BTS-40F Bluetooth® Programmable, BTSMP-HMO PIR Occupancy Sensor with Automatic Dimming Photocell and 360° Lens BTSO-12F Bluetooth® Programmable, BTSMP-OMNI-O PIR Occupancy Sensor with Automatic Dimming Photocell and 360° Lens 7PR 7-Pin Receptacle ⁴ 7PR-SC 7-Pin Receptacle with shorting cap ⁴ 7PR-TL 7-Pin PCR with photocontrol 3PR 3-Pin twist lock ⁴ 3PR-SC 3-Pin receptacle with shorting cap ⁴ 3PR-TL 3-Pin PCR with photocontrol ⁴ Programmed Controls SCP_F Sensor Control Programmable, 8F or 40F ⁹ ADD AutoDim Timer Based Dimming ¹⁰ ADT AutoDim Time of Day Dimming ¹⁰ Photocontrols PC Button Photocontrol ^{4,7}

1 – Items with a grey background can be done as a custom order. Contact brand representative for more information

2 – Replace “_” with “3” for 3.5”-4.13” OD pole, “4” for 4.18”-5.25” OD pole, “5” for 5.5”-6.5” OD pole

3 – Networked Controls cannot be combined with other control options

4 – Not available with 2PF option

5 – Not available with Dual Driver option

6 – Some voltage restrictions may apply when combined with controls

7 – Not available with 480V

8 – BC not available on 4F and type 5 distributions

9 – At least one SCPREMOTE required to program SCP motion sensor. Must select 8ft or 40ft.

10 – Please refer to page 8 for AutoDim ordering guide

VIPER Area/Site

VIPER LUMINAIRE

STRIKE OPTIC – ORDERING GUIDE

Example: VP-ST-1-36L-39-3K7-2-UNV-A-BLT

CATALOG # _____

VP	Optic Platform	Size	Light Engine	CCT/CRI	Distribution	Optic Rotation	Voltage
VP Viper	ST Strike	1 Size 1	36L-39 ⁸ 5500 lumens 36L-55 ⁸ 7500 lumens 36L-85 10000 lumens 36L-105 12500 lumens 36L-120 14000 lumens	27K8 2700K, 80 CRI 3K7 3000K, 70 CRI 3K8 3000K, 80 CRI 3K9 3000K, 90 CRI 35K8 3500K, 80 CRI	FR Auto Front Row 2 Type 2 3 Type 3 4F Type 4 Forward 4W Type 4 Wide 5QN Type 5 Square Narrow 5QW Type 5 Square Wide 5QM Type 5 Square Medium 5W Type 5 Wide (Round) 5RW Type 5 Rectangular C Corner Optic TC Tennis Court Optic	BLANK No Rotation L Optic rotation left R Optic rotation right	UNV 120-277V 120 120V 208 208V 240 240V 277 277V 347 347V 480 480V
		2 Size 2	72L-115 15000 lumens 72L-145 18000 lumens 72L-180 21000 lumens 72L-210 24000 lumens 72L-240 27000 lumens	4K7 4000K, 70 CRI 4K8 4000K, 80 CRI 4K9 4000K, 90 CRI 5K7 5000K, 70 CRI 5K8 5000K, 80 CRI			
		3 Size 3	108L-215 ⁸ 27000 lumens 108L-250 30000 lumens 108L-280 33000 lumens 108L-325 36000 lumens 108L-365 40000 lumens				
		4 Size 4	162L-320 40000 lumens 162L-365 ¹⁰ 44000 lumens 162L-405 48000 lumens 162L-445 52000 lumens 162L-485 55000 lumens 162L-545 ⁸ 60000 lumens CLO Custom Lumen Output ¹				

Mounting	
A	Arm mount for square pole/flat surface
A_	Arm mount for round pole ³
ASQU	Universal arm mount for square pole
A_U	Universal arm mount for round pole ³
AAU	Adjustable arm for pole mounting (universal drill pattern)
AA_U	Adjustable arm mount for round pole ³
ADU	Decorative upswept Arm (universal drill pattern)
AD_U	Decorative upswept arm mount for round pole ³
MAF	Mast arm fitter for 2-3/8" OD horizontal arm
K	Knuckle
T	Trunnion
WB	Wall Bracket, horizontal tenon with MAF
WM	Wall mount bracket with decorative upswept arm
WA	Wall mount bracket with adjustable arm

Color	
BLT	Black Matte Textured
BLS	Black Gloss Smooth
DBT	Dark Bronze Matte Textured
DBS	Dark Bronze Gloss Smooth
GTT	Graphite Matte Textured
LGS	Light Grey Gloss Smooth
LGT	Light Grey Gloss Textured
PSS	Platinum Silver Smooth
WHT	White Matte Textured
WHS	White Gloss Smooth
VGT	Verde Green Textured
Color Option	
CC	Custom Color

Options	
F	Fusing
E	Battery Backup ^{1,2,7,8,9}
2PF	Dual Power Feed
2DR	Dual Driver
TE	Tooless Entry
BC	Backlight Control
TB	Terminal Block
CD	Customer Dimming

Network Control Options	
NXWS16F	NX Networked Wireless Enabled Integral NXSMP2-LMO PIR Occupancy Sensor with Automatic Dimming Photocell and Bluetooth Programming ^{14,5}
NXWS40F	NX Networked Wireless Enabled Integral NXSMP2-HMO PIR Occupancy Sensor with Automatic Dimming Photocell and Bluetooth Programming ^{14,5}
NXW	NX Networked Wireless Radio Module NXRM2 and Bluetooth Programming, without Sensor ^{4,5}
WIR	LightGRID+ In-Fixture Module ^{4,5}
WIRSC	LightGRID+ Module and Occupancy Sensor ^{4,5}
Stand Alone Sensors	
BTS-14F	Bluetooth® Programmable, BTSMP-LMO PIR Occupancy Sensor with Automatic Dimming Photocell and 360° Lens
BTS-40F	Bluetooth® Programmable, BTSMP-HMO PIR Occupancy Sensor with Automatic Dimming® Photocell and 360° Lens
BTSO-12F	Bluetooth® Programmable, BTSMP-OMNI-O PIR Occupancy Sensor with Automatic Dimming Photocell and 360° Lens
7PR	7-Pin Receptacle ⁴
7PR-SC	7-Pin Receptacle with shorting cap ⁴
7PR-TL	7-Pin PCR with photocontrol
3PR	3-Pin twist lock ⁴
3PR-SC	3-Pin receptacle with shorting cap ⁴
3PR-TL	3-Pin PCR with photocontrol ⁴
Programmed Controls	
SCP_F	Sensor Control Programmable, 8F or 40F ¹¹
ADD	AutoDim Timer Based Dimming ¹²
ADT	AutoDim Time of Day Dimming ¹²
Photocontrols	
PC	Button Photocontrol ^{4,7}


1 – Items with a grey background can be done as a custom order. Contact brand representative for more information
 2 – Battery temperature rating -20C to 55C
 3 – Replace “_” with “3” for 3.5”-4.13” OD pole, “4” for 4.18”-5.25” OD pole, “5” for 5.5”-6.5” OD pole
 4 – Networked Controls cannot be combined with other control options
 5 – Not available with 2PF option
 6 – Not available with 480V
 7 – Not available with 347 or 480V
 8 – Not available with Dual Driver option

9 – Only available in Size 1 housing, up to 105 Watts
 10 – Some voltage restrictions may apply when combined with controls
 11 – At least one SCPREMOTE required to program SCP motion sensor. Must select 8ft or 40ft.
 12 – Please refer to page 8 for AutoDim ordering guide

VIPER Area/Site

VIPER LUMINAIRE

VIPER POLE EXPRESS COMBO – ORDERING GUIDE



Catalog Number	Pole	Single or Double Head	Fixture	Lumens*	Wattage	Distribution	CCT/CRI	Mounting	Finish
VP-1-160-4K-3-LS-S20	20' Square Straight Steel	Single	VP-1-160-4K-3-LS	19584	158W	Type 3	4000K/70CRI	Universal Arm	Dark Bronze Textured
VP-1-160-4K-3-LS-S20-2X	20' Square Straight Steel	Double	VP-1-160-4K-3-LS	19584	158W	Type 3	4000K/70CRI	Universal Arm	Dark Bronze Textured
VP-1-160-4K-4F-LS-S20	20' Square Straight Steel	Single	VP-1-160-4K-4F-LS	19426	158W	Type 4F	4000K/70CRI	Universal Arm	Dark Bronze Textured
VP-1-160-4K-4F-LS-S20-2X	20' Square Straight Steel	Double	VP-1-160-4K-4F-LS	19426	158W	Type 4F	4000K/70CRI	Universal Arm	Dark Bronze Textured
VP-1-160-4K-3-LS-S25	25' Square Straight Steel	Single	VP-1-160-4K-3-LS	19584	158W	Type 3	4000K/70CRI	Universal Arm	Dark Bronze Textured
VP-1-160-4K-3-LS-S25-2X	25' Square Straight Steel	Double	VP-1-160-4K-3-LS	19584	158W	Type 3	4000K/70CRI	Universal Arm	Dark Bronze Textured
VP-1-160-4K-4F-LS-S25	25' Square Straight Steel	Single	VP-1-160-4K-4F-LS	19426	158W	Type 4F	4000K/70CRI	Universal Arm	Dark Bronze Textured
VP-1-160-4K-4F-LS-S25-2X	25' Square Straight Steel	Double	VP-1-160-4K-4F-LS	19426	158W	Type 4F	4000K/70CRI	Universal Arm	Dark Bronze Textured
VP-1-160-5K-3-LS-S20	20' Square Straight Steel	Single	VP-1-160-5K-3-LS	19499	158W	Type 3	5000K/70CRI	Universal Arm	Dark Bronze Textured
VP-1-160-5K-3-LS-S20-2X	20' Square Straight Steel	Double	VP-1-160-5K-3-LS	19499	158W	Type 3	5000K/70CRI	Universal Arm	Dark Bronze Textured
VP-1-160-5K-4F-LS-S20	20' Square Straight Steel	Single	VP-1-160-5K-4F-LS	19186	158W	Type 4F	5000K/70CRI	Universal Arm	Dark Bronze Textured
VP-1-160-5K-4F-LS-S20-2X	20' Square Straight Steel	Double	VP-1-160-5K-4F-LS	19186	158W	Type 4F	5000K/70CRI	Universal Arm	Dark Bronze Textured
VP-1-160-5K-3-LS-S25	25' Square Straight Steel	Single	VP-1-160-5K-3-LS	19499	158W	Type 3	5000K/70CRI	Universal Arm	Dark Bronze Textured
VP-1-160-5K-3-LS-S25-2X	25' Square Straight Steel	Double	VP-1-160-5K-3-LS	19499	158W	Type 3	5000K/70CRI	Universal Arm	Dark Bronze Textured
VP-1-160-5K-4F-LS-S25	25' Square Straight Steel	Single	VP-1-160-5K-4F-LS	19186	158W	Type 4F	5000K/70CRI	Universal Arm	Dark Bronze Textured
VP-1-160-5K-4F-LS-S25-2X	25' Square Straight Steel	Double	VP-1-160-5K-4F-LS	19186	158W	Type 4F	5000K/70CRI	Universal Arm	Dark Bronze Textured

VIPER POLE EXPRESS COMBO – STOCK LUMINAIRE SKUS

Catalog Number	Lumens	LPW	Distribution	Wattage	CCT/CRI	Voltage	Mounting	Finish
VP-1-160-4K-3-LS	19584	123.9	3	158W	4000K/70CRI	120-277V	Universal Arm with RPA (A3U)	Dark Bronze Textured
VP-1-160-4K-4F-LS	19426	122.9	4F	158W	4000K/70CRI	120-277V	Universal Arm with RPA (A3U)	Dark Bronze Textured
VP-1-160-5K-3-LS	19499	123.4	3	158W	5000K/70CRI	120-277V	Universal Arm with RPA (A3U)	Dark Bronze Textured
VP-1-160-5K-4F-LS	19186	121.4	4F	158W	5000K/70CRI	120-277V	Universal Arm with RPA (A3U)	Dark Bronze Textured

VIPER POLE EXPRESS COMBO – ACCESSORIES











Catalog Number	Description
VM14DB	Vibration Dampener, mounts to top of pole for reduced vibration



VIPER Area/Site

VIPER LUMINAIRE

OUTDOOR LIGHTING CONTROLS OPTIONS CONTROLS FUNCTIONALITY


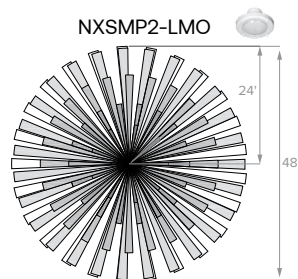
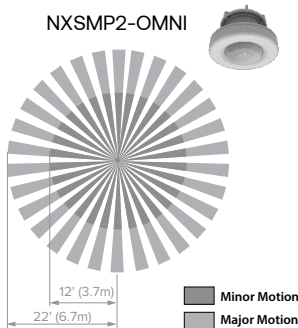
Control Option Ordering Logic & Description	Control Option Functionality										Control Option Components
	Networkable	Grouping	Scheduling	Occupancy/Motion	Daylight Harvesting	0-10V Dimming	On/Off Control	Bluetooth App Programming	Sensor Height		
NX Wireless NXOFMIRID-UNV NX 7-Pin Twist-Lock® with NX Networked Wireless Radio, Integral Automatic Dimming Photocell, Integral Single Pole Relay with Dimming, and Bluetooth Programming	✓	✓	✓	Paired with external control	✓	✓	✓	✓	-		NXOFM-IRID-UV
NXW NX Networked Wireless Radio Module NXRM2 and Bluetooth Programming, without Sensor	✓	✓	✓	-	-	✓	✓	✓	-		NXRM2-H
NXWS12F NX Networked Wireless Enabled Integral NXSMP2-OMNI-O PIR Occupancy Sensor with Automatic Dimming Photocell and Bluetooth Programming	✓	✓	✓	✓	✓	✓	✓	✓	12ft		NXSMP2-OMNI-O
NXWS16F NX Networked Wireless Enabled Integral NXSMP2-LMO PIR Occupancy Sensor with Automatic Dimming Photocell and Bluetooth Programming	✓	✓	✓	✓	✓	✓	✓	✓	16ft		NXSMP2-LMO
NXWS40F NX Networked Wireless Enabled Integral NXSMP2-HMO PIR Occupancy Sensor with Automatic Dimming Photocell and Bluetooth Programming	✓	✓	✓	✓	✓	✓	✓	✓	40ft		NXSMP2-HMO
LightGRID+ WIR LightGRID+ In-Fixture Module	✓	-	✓	-	-	✓	✓	Gateway	-		WIR
WIR-RME-L LightGRID+ On Fixture Module	✓	-	✓	-	-	✓	✓	Gateway	-		WIR-RME-L
WIRSC LightGRID+ Module and Occupancy Sensor	✓	✓	✓	✓	✓	✓	✓	Gateway	14ft - 40ft		BTMSP
Independent BTSO-12F Bluetooth® Programmable, BTSMP-OMNI-O PIR Occupancy Sensor with Automatic Dimming Photocell and 360° Lens	-	-	-	✓	✓	✓	✓	✓	12ft		BTSMP-OMNI-O
BTS-14F Bluetooth® Programmable, BTSMP-LMO PIR Occupancy Sensor with Automatic Dimming Photocell and 360° Lens	-	-	-	✓	✓	✓	✓	✓	14ft		BTSMP-LMO
BTS-40F Bluetooth® Programmable, BTSMP-HMO PIR Occupancy Sensor with Automatic Dimming Photocell and 360° Lens	-	-	-	✓	✓	✓	✓	✓	40ft		BTSMP-HMO

DEFAULT SETTINGS

NX Wireless	Occupancy Sensor	Enabled
	Occupancy Sensor Sensitivity	7
	Occupancy Sensor Timeout	15 Minutes
	Occupied Dim Level	100%
	Unoccupied Dim Level	0%
	Daylight Sensor	Disabled
	Bluetooth	Enabled
	2.4GHz Wireless Mesh	On
	*Passcode Factory Passcode: HubbN3T!	Enabled

Stand Alone	Occupancy Sensor	Enabled
	Occupancy Sensor Sensitivity	7
	Occupancy Sensor Timeout	8 Minutes
	Occupied Dim Level	100%
	Unoccupied Dim Level	50%
	Daylight Sensor	Disabled

NX WIRELESS COVERAGE PATTERNS



VIPER Area/Site

VIPER LUMINAIRE

NX LIGHTING CONTROLS FREE APP

CONTROLS TECH SUPPORT 800-888-8006 (7:00 AM - 7:00 PM)



The NX Lighting Controls App is free to use mobile application for programming both NX Lighting Controls System or Standalone Bluetooth Sensors. The mobile app allows you to configure devices, discover and setup wireless enable luminaires and program NX system settings.

Apple App: <https://apps.apple.com/us/app/nx-lighting-controls/id962112904>

Google Play: https://play.google.com/store/apps/details?id=io.cordova.NXBTR&hl=en_US&q=US






Apple App

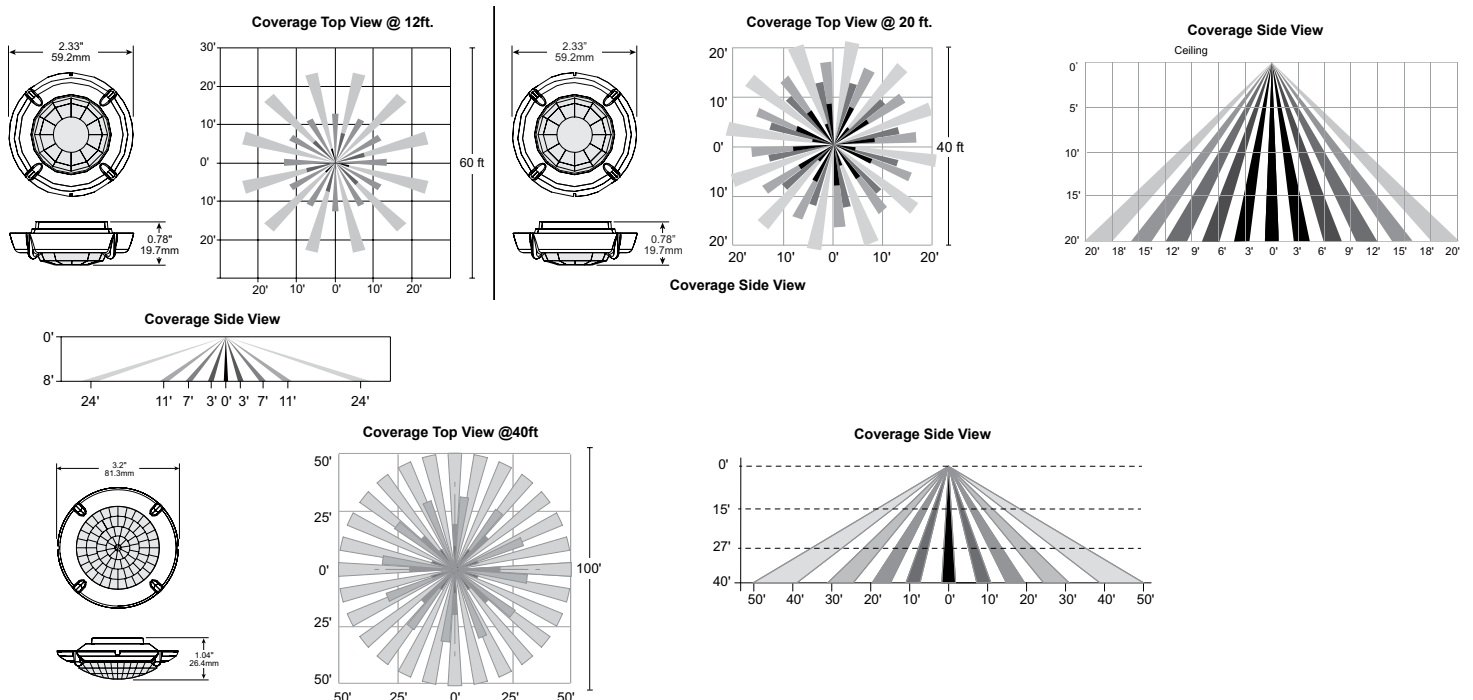


Google Play

OUTDOOR LIGHTING CONTROLS OPTIONS CONTROLS FUNCTIONALITY

Control Option Ordering Logic & Description	Control Option Functionality										Control Option Components
	Networkable	Grouping	Scheduling	Occupancy/Motion	Daylight Harvesting	0-10V Dimming	On/Off Control	Bluetooth App Programming	Sensor Height		
SCP_F Sensor Control Programmable, 8F or 40F	-	-	-	✓	✓	✓	✓	-	8ft or 40ft		SCP_F
ADD AutoDIM Timer Based Dimming	-	-	✓	-	-	-	✓	-	-		ADD
ADT AutoDIM Time of Day Dimming	-	-	✓	-	-	-	✓	-	-		ADT
7PR 7-Pin Receptacle	-	-	Paired with external control	-	Paired with external control	-	Paired with external control	-	-		7PR
7PR-SC 7-Pin Receptacle with shorting cap	-	-	-	-	-	-	-	-	-		7PR-SC
3PR 3-Pin twist lock	-	-	-	-	-	-	Paired with external control	-	-		3PR
3PR-SC 3-Pin Receptacle with shorting cap	-	-	-	-	-	-	-	-	-		3PR-SC
3PR-TL 3-Pin with photocontrol	-	-	-	-	✓	-	✓	-	-		3PR-TL

COVERAGE PATTERNS FOR SCP_F



VIPER Area/Site

VIPER LUMINAIRE

PROGRAMMED CONTROLS

ADD-AutoDim Timer Based Options

- Light delay options from 1-9 hours after the light is turned on to dim the light by 10-100%. To return the luminaire to its original light level there are dim return options from 1-9 hours after the light has been dimmed previously.

EX: ADD-6-5-R6

ADD Control Options	Configurations Choices	Example Choice Picked
Auto-Dim Options	1-9 Hours	6 - Delay 6 hours
Auto-Dim Brightness	10-100% Brightness	5 - Dim to 50% brightness
Auto-Dim Return	Delay 0-9 Hours	R6 - Return to full output after 6 hours

ADT-AutoDim Time of Day Based Option

- Light delay options from 1AM-9PM after the light is turned on to dim the light by 10-100%. To return the luminaire to its original light level there are dim return options from 1AM-9PM after the light has been dimmed previously.

EX: ADT-6-5-R6

ADD Control Options	Configurations Choices	Example Choice Picked
Auto-Dim Options	12-3 AM and 6-11 PM	6 - Dim at 6PM
Auto-Dim Brightness	10-100% Brightness	5 - Dim to 50%
Auto-Dim Return	12-6 AM and 9-11P	R6 - Return to full output at 6AM

ORDERING GUIDE

Auto Dim Code	Timer Base (ADD) Auto-Dim Options		Auto Dim Cod	Time of Day (ADT) Auto-Dim Options	Code	Auto-Dim Brightness	Code	Auto-Dim Return Options	Code	Auto-Dim Brightness
D1	Delay 1 hour	OR	T0	Delay Midnight	0	100% Brightness	R1	Delay 1 hour or 1 AM	0	100% Brightness
D2	Delay 2 hours		T1	Delay 1 AM	1	10% Brightness	R2	Delay 2 hours or 2 AM	1	10% Brightness
D3	Delay 3 hours		T2	Delay 2 AM	2	20% Brightness	R3	Delay 3 hours or 3 AM	2	20% Brightness
D4	Delay 4 hours		T3	Delay 3 AM	3	30% Brightness	R4	Delay 4 hours or 4 AM	3	30% Brightness
D5	Delay 5 hours		T4	Delay 10 PM	4	40% Brightness	R5	Delay 5 hours or 5 AM	4	40% Brightness
D6	Delay 6 hours		T5	Delay 11 PM	5	50% Brightness	R6	Delay 6 hours or 6 AM	5	50% Brightness
D7	Delay 7 hours		T6	Delay 6 PM	6	60% Brightness	R7	Delay 7 hours or 7 AM	6	60% Brightness
D8	Delay 8 hours		T7	Delay 7 PM	7	70% Brightness	R8	Delay 8 hours or 8 AM	7	70% Brightness
D9	Delay 9 hours		T8	Delay 8 PM	8	80% Brightness	R9	Delay 9 hours or 9 AM	8	80% Brightness
D0	Delay 0 hours		T9	Delay 9 PM	9	90% Brightness	R0	Delay 0 hours or 12 AM	9	90% Brightness

DELIVERED LUMENS

For delivered lumens, please see Lumens Data PDF on www.Currentlighting.com

PROJECTED LUMEN MAINTENANCE

Ambient Temp.	0	25,000	*TM-21-11 36,000	50,000	100,000	Calculated L ₇₀ (Hours)
25°C / 77°F	1.00	0.97	0.96	0.95	0.91	408,000
40°C / 104°F	0.99	0.96	0.95	0.94	0.89	356,000

LUMINAIRE AMBIENT TEMPERATURE FACTOR (LATF)

Ambient Temperature		Lumen Multiplier	Micro Strike Lumen Multiplier				Strike Lumen Multiplier			
°C	°F		CCT	70 CRI	80 CRI	90 CRI	CCT	70 CRI	80 CRI	90 CRI
0°C	32°F	1.03	2700K	-	0.841	-	2700K	0.9	0.81	0.62
10°C	50°F	1.01	3000K	0.977	0.861	0.647	3000K	0.933	0.853	0.659
20°C	68°F	1.00	3500K	-	0.900	-	3500K	0.959	0.894	0.711
25°C	77°F	1.00	4000K	1	0.926	0.699	4000K	1	0.9	0.732
30°C	86°F	0.99	5000K	1	0.937	0.791	5000K	1	0.9	0.732
40°C	104°F	0.98	AP-Amber Phosphor Converted Multiplier				Monochromatic Amber Multiplier			
			Amber	0.710			Amber	See Amber Spec Sheet		

VIPER Area/Site

VIPER LUMINAIRE

DATE:	LOCATION:
TYPE:	PROJECT:
CATALOG #:	

ELECTRICAL DATA: MICRO STRIKE

# OF LEDS	160						
NOMINAL WATTAGE	35	50	75	100	115	135	160
SYSTEM POWER (W)	34.9	50.5	72.1	97.2	111.9	132.2	157.8
INPUT VOLTAGE (V)	CURRENT (Amps)						
120	0.29	0.42	0.63	0.83	0.96	1.13	1.33
208	0.17	0.24	0.36	0.48	0.55	0.65	0.77
240	0.15	0.21	0.31	0.42	0.48	0.56	0.67
277	0.13	0.18	0.27	0.36	0.42	0.49	0.58
347	0.10	0.14	0.22	0.29	0.33	0.39	0.46
480	0.07	0.10	0.16	0.21	0.24	0.28	0.33

# OF LEDS	320						
NOMINAL WATTAGE	145	170	185	210	235	255	315
SYSTEM POWER (W)	150	166.8	185.7	216.2	240.9	261.5	312
INPUT VOLTAGE (V)	CURRENT (Amps)						
120	1.21	1.42	1.54	1.75	1.96	2.13	2.63
208	0.70	0.82	0.89	1.01	1.13	1.23	1.51
240	0.60	0.71	0.77	0.88	0.98	1.06	1.31
277	0.52	0.61	0.67	0.76	0.85	0.92	1.14
347	0.42	0.49	0.53	0.61	0.68	0.73	0.91
480	0.30	0.35	0.39	0.44	0.49	0.53	0.66

# OF LEDS	480					
NOMINAL WATTAGE	285	320	340	390	425	470
SYSTEM POWER (W)	286.2	316.7	338.4	392.2	423.2	468
INPUT VOLTAGE (V)	CURRENT (Amps)					
120	2.38	2.67	2.83	3.25	3.54	3.92
208	1.37	1.54	1.63	1.88	2.04	2.26
240	1.19	1.33	1.42	1.63	1.77	1.96
277	1.03	1.16	1.23	1.41	1.53	1.70
347	0.82	0.92	0.98	1.12	1.22	1.35
480	0.59	0.67	0.71	0.81	0.89	0.98

# OF LEDS	720				
NOMINAL WATTAGE	435	475	515	565	600
SYSTEM POWER (W)	429.3	475	519.1	565.2	599.9
INPUT VOLTAGE (V)	CURRENT (Amps)				
120	3.63	3.96	4.29	4.71	5.00
208	2.09	2.28	2.48	2.72	2.88
240	1.81	1.98	2.15	2.35	2.50
277	1.57	1.71	1.86	2.04	2.17
347	1.25	1.37	1.48	1.63	1.73
480	0.91	0.99	1.07	1.18	1.25

VIPER Area/Site

VIPER LUMINAIRE

ELECTRICAL DATA: STRIKE

# OF LEDS	36				
NOMINAL WATTAGE	39	55	85	105	120
SYSTEM POWER (W)	39.6	56.8	83.6	108.2	120.9
INPUT VOLTAGE (V)	CURRENT (Amps)				
120	0.33	0.46	0.71	0.88	0.96
208	0.19	0.26	0.41	0.50	0.55
240	0.16	0.23	0.35	0.44	0.48
277	0.14	0.20	0.31	0.38	0.42
347	0.11	0.16	0.24	0.30	0.33
480	0.08	0.11	0.18	0.22	0.24

# OF LEDS	72				
NOMINAL WATTAGE	115	145	180	210	240
SYSTEM POWER (W)	113.7	143.2	179.4	210.2	241.7
INPUT VOLTAGE (V)	CURRENT (Amps)				
120	1.00	1.21	1.50	1.75	1.79
208	0.58	0.70	0.87	1.01	1.03
240	0.50	0.60	0.75	0.88	0.90
277	0.43	0.52	0.65	0.76	0.78
347	0.35	0.42	0.52	0.61	0.62
480	0.25	0.30	0.38	0.44	0.45

# OF LEDS	108				
NOMINAL WATTAGE	215	250	280	325	365
SYSTEM POWER (W)	214.8	250.8	278.3	324.7	362.6
INPUT VOLTAGE (V)	CURRENT (Amps)				
120	2.00	2.08	2.33	3.04	2.67
208	1.15	1.20	1.35	1.75	1.54
240	1.00	1.04	1.17	1.52	1.33
277	0.87	0.90	1.01	1.32	1.16
347	0.69	0.72	0.81	1.05	0.92
480	0.50	0.52	0.58	0.76	0.67

# OF LEDS	162					
NOMINAL WATTAGE	320	365	405	445	485	545
SYSTEM POWER (W)	322.1	362.6	403.6	445.1	487.1	543.9
INPUT VOLTAGE (V)	CURRENT (Amps)					
120	2.71	2.67	3.38	3.71	4.04	4.54
208	1.56	1.54	1.95	2.14	2.33	2.62
240	1.35	1.33	1.69	1.85	2.02	2.27
277	1.17	1.16	1.46	1.61	1.75	1.97
347	0.94	0.92	1.17	1.28	1.40	1.57
480	0.68	0.67	0.84	0.93	1.01	1.14

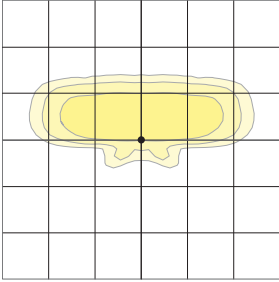
VIPER Area/Site

VIPER LUMINAIRE

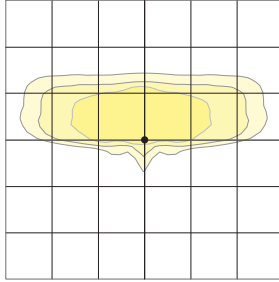
MICRO STRIKE PHOTOMETRY

The following diagrams represent the general distribution options offered for this product. For detailed information on specific product configurations, see website photometric test reports.

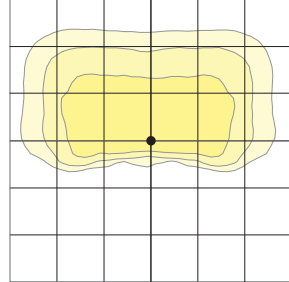
Type 2



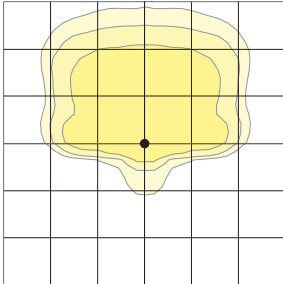
Type 3



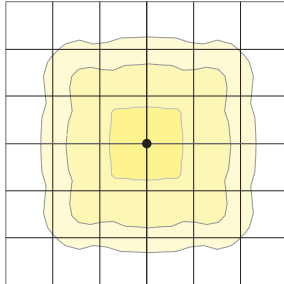
Type 4 Wide



Type 4F



Type 5QW



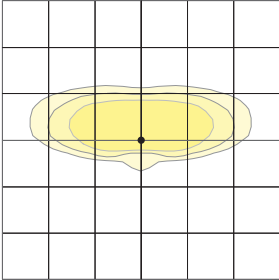
VIPER Area/Site

VIPER LUMINAIRE

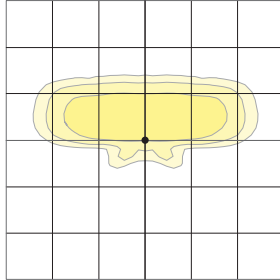
OPTIC STRIKE PHOTOMETRY

The following diagrams represent the general distribution options offered for this product. For detailed information on specific product configurations, see website photometric test reports.

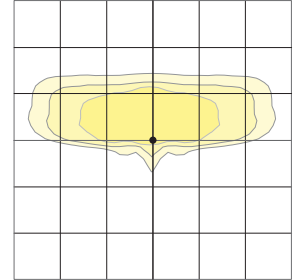
Type FR – Front Row/Auto Optic



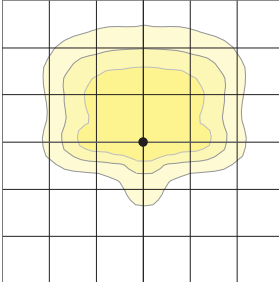
Type 2



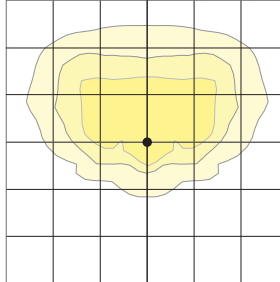
Type 3



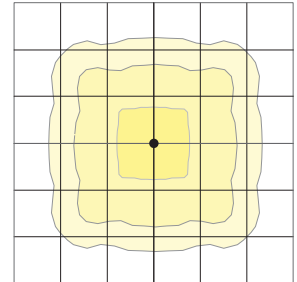
Type 4 Forward



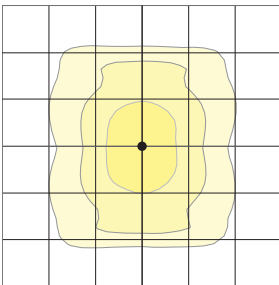
Type 4 Wide



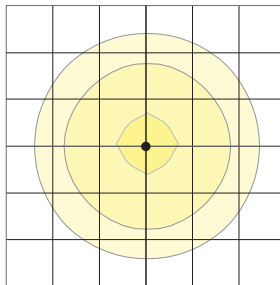
Type 5QM



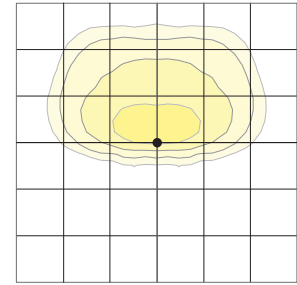
Type 5RW (rectangular)



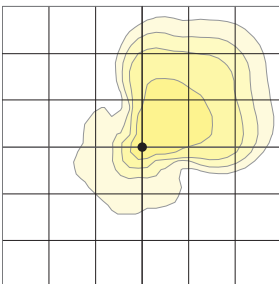
Type 5W (round wide)



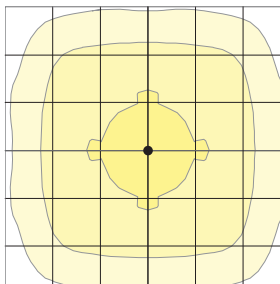
Type TC



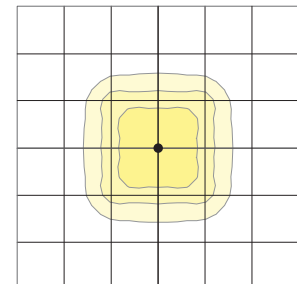
Type Corner



Type 5QW



Type 5QN

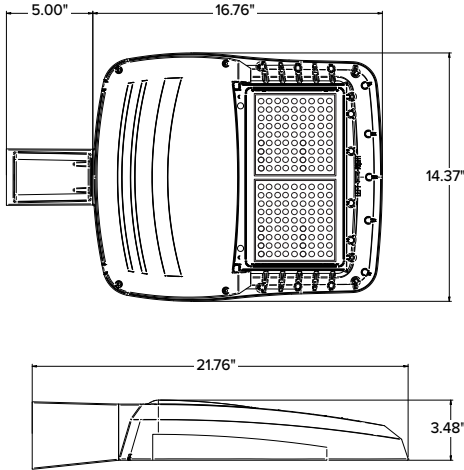


VIPER Area/Site

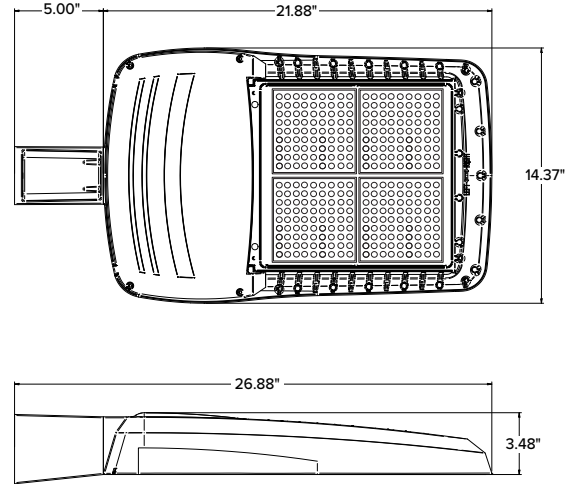
VIPER LUMINAIRE

DIMENSIONS

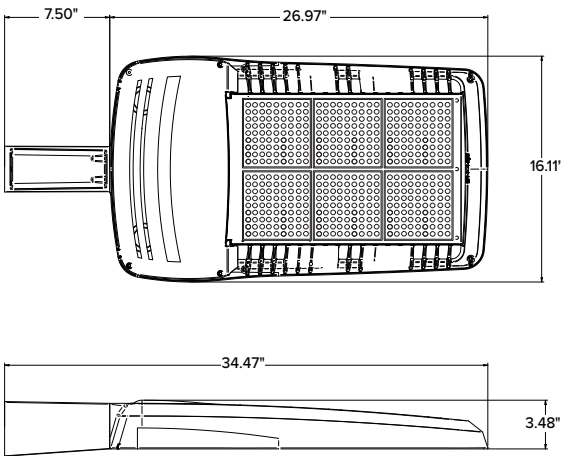
SIZE 1



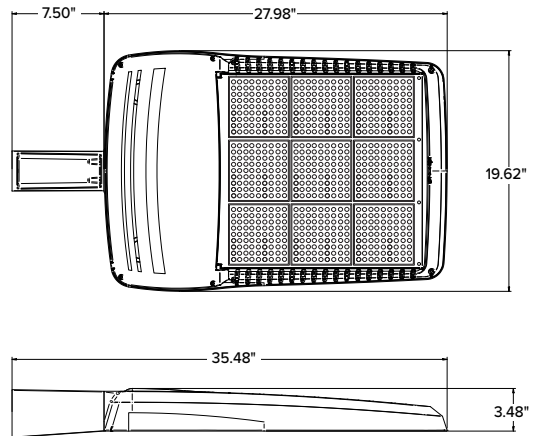
SIZE 2









SIZE 3



SIZE 4



	EPA				Config.
	VP1 (Size 1)	VP2 (Size 2)	VP3 (Size 3)	VP4 (Size 4)	
Single Fixture	0.454	0.555	0.655	0.698	
Two at 180	0.908	1.110	1.310	1.396	
Two at 90	0.583	0.711	0.857	0.948	
Three at 90	1.037	1.266	1.512	1.646	
Three at 120	0.943	1.155	1.392	1.680	
Four at 90	1.166	1.422	1.714	1.896	

	Weight	
	lbs	kgs
VP1 (Size 1)	13.7	6.2
VP2 (Size 2)	16.0	7.26
VP3 (Size 3)	25.9	11.7
VP4 (Size 4)	30.8	13.9

VIPER Area/Site


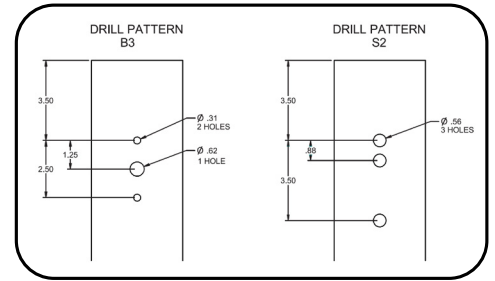
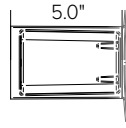
VIPER LUMINAIRE

MOUNTING



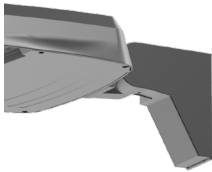
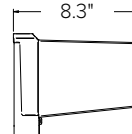
A-STRAIGHT ARM MOUNT

Fixture ships with integral arm for ease of installation. Compatible with Current Outdoor B3 drill pattern for ease of installation on square poles. For round poles add applicable suffix (2/3/4/5)




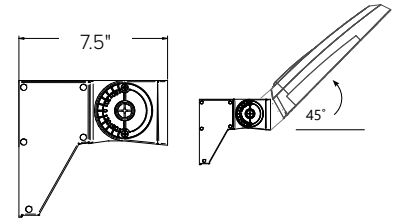
ASQU-UNIVERSAL ARM MOUNT

Universal mounting block for ease of installation. Compatible with drill patterns from 1.5" to 5.25" and Current drill pattern S2. For round poles add applicable suffix (2/3/4/5)




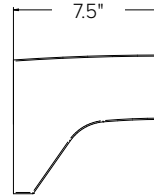
AAU-ADJUSTABLE ARM FOR POLE MOUNTING

Rotatable arm mounts directly to pole. Compatible with drill patterns from 1.5" to 5.25" and Current drill pattern S2 and B3. For round poles add applicable suffix (2/3/4/5). Rotatable in 5° aiming angle increments. Micro Strike configurations have a 45° aiming limitation. Strike configurations have a 30° aiming limitation.




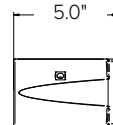
ADU-DECORATIVE UPSWEPT ARM

Upswept Arm compatible with drill patterns from 1.5" to 5.25" and Current drill pattern S2. For round poles add applicable suffix (2/3/4/5).




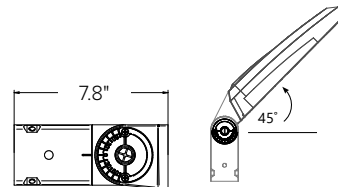
MAF-MAST ARM FITTER

Fits 2-3/8" OD horizontal tenons.




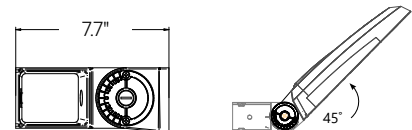
K-KNUCKLE

Rotatable in 5-degree aiming angle increments, fits 2-3/8" tenons or pipes. Micro Strike configurations have a 45° aiming limitation. Strike configurations have a 30° aiming limitation.



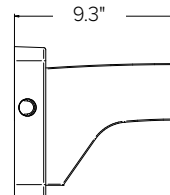
T-TRUNNION

Trunnion for surface and crossarm mounting using (1) 3/4" or (2) 1/2" size through bolts. Micro Strike configurations have a 45° aiming limitation. Strike configurations have a 30° aiming limitation.



WM-WALL MOUNT

Compatible with universal arm mount, adjustable arm mount, and decorative arm mount. The WA option uses the same wall bracket but replaces the decorative arm with an adjustable arm.



VIPER Area/Site

VIPER LUMINAIRE

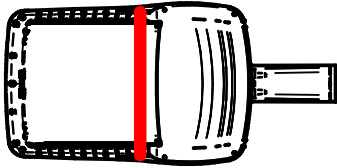
ADDITIONAL INFORMATION (CONTINUED)

HOUSE SIDE SHIELD FIELD INSTALL ACCESSORIES

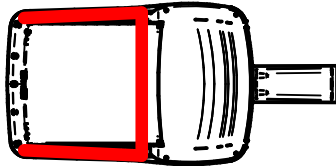
HSS has a depth of 5" for all Viper sizes

Not to be used with Occupancy Sensors as the shield may block the light to the sensor.

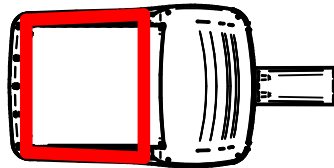
VPR2x HSS-90-B-xx



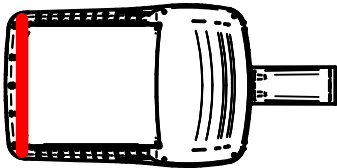
VPR2x HSS-270-BSS-xx



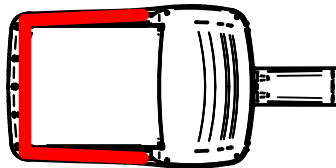
VPR2x HSS-360-xx



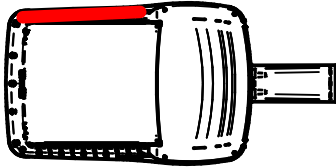
VPR2x HSS-90-F-xx



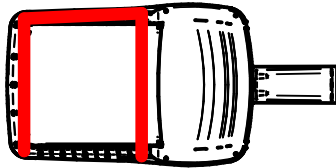
VPR2x HSS-270-FSS-xx



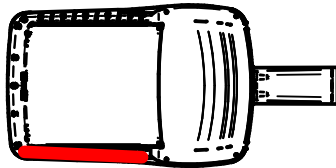
VPR2x HSS-90-S-xx



VPR2x HSS-270-FSB-xx



VPR2x HSS-90-S-xx



VPR2x HSS-270-FSB-xx

