MINIMUM DIMENSIONS BETWEEN BINS

A	B	C	D
0°	2640 [104"]	1170 [46"]	5485 [216"]
15°	2745 [108"]	1270 [50"]	5790 [228"]
30°	3050 [120"]	1575 [62"]	6170 [243"]
45°	3860 [152"]	2390 [94"]	6425 [253"]

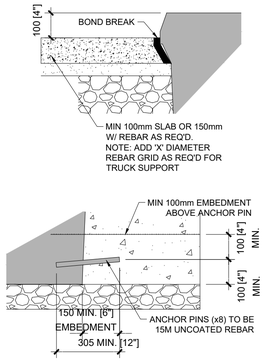

0 A002 EARTH BIN DETAILS
SCALE NTS

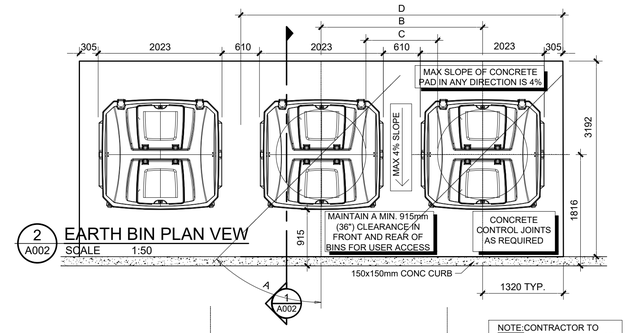

2 A002 EARTH BIN PLAN VEW
SCALE 1:50

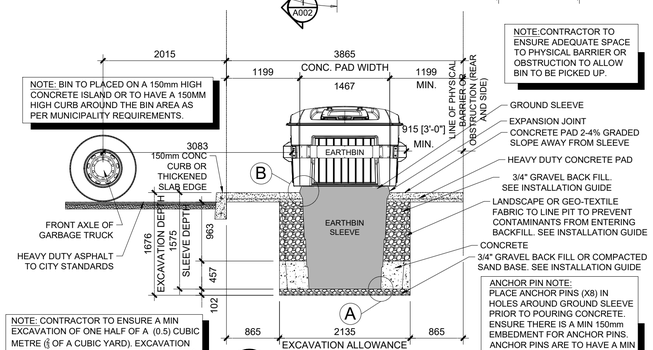

1 A002 EARTH BIN SECTION
SCALE 1:50

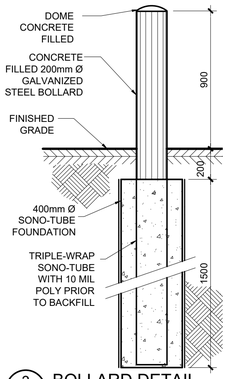

3 A001 BOLLARD DETAIL
SCALE 1:20

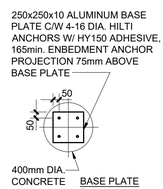

4 A002 BOLLARD DETAIL
SCALE 1:20

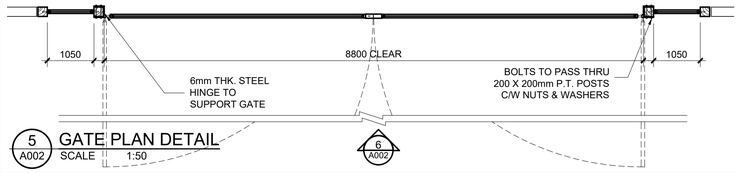

5 A002 GATE PLAN DETAIL
SCALE 1:50

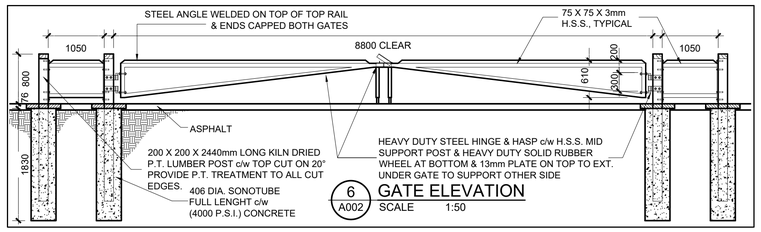

6 A002 GATE ELEVATION
SCALE 1:50

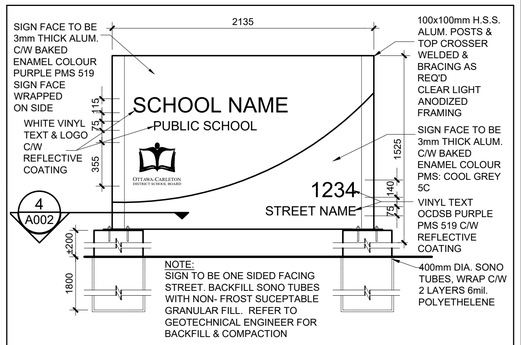

4 A002

7 A002 EXTERIOR SIGN DETAIL
SCALE 1:25

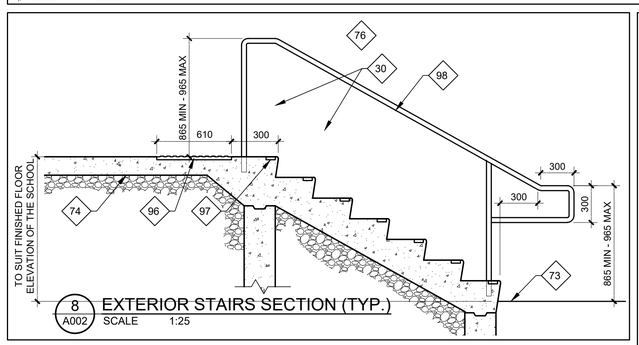

8 A002 EXTERIOR STAIRS SECTION (TYP.)
SCALE 1:25

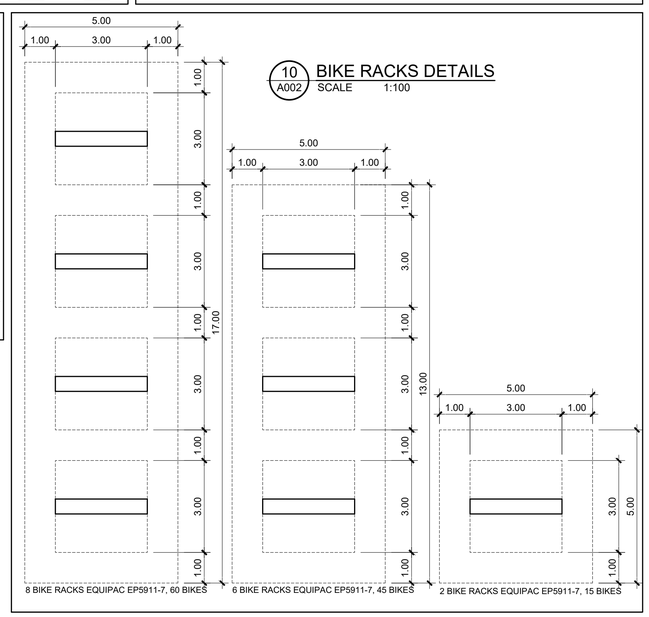

10 A002 BIKE RACKS DETAILS
SCALE 1:100

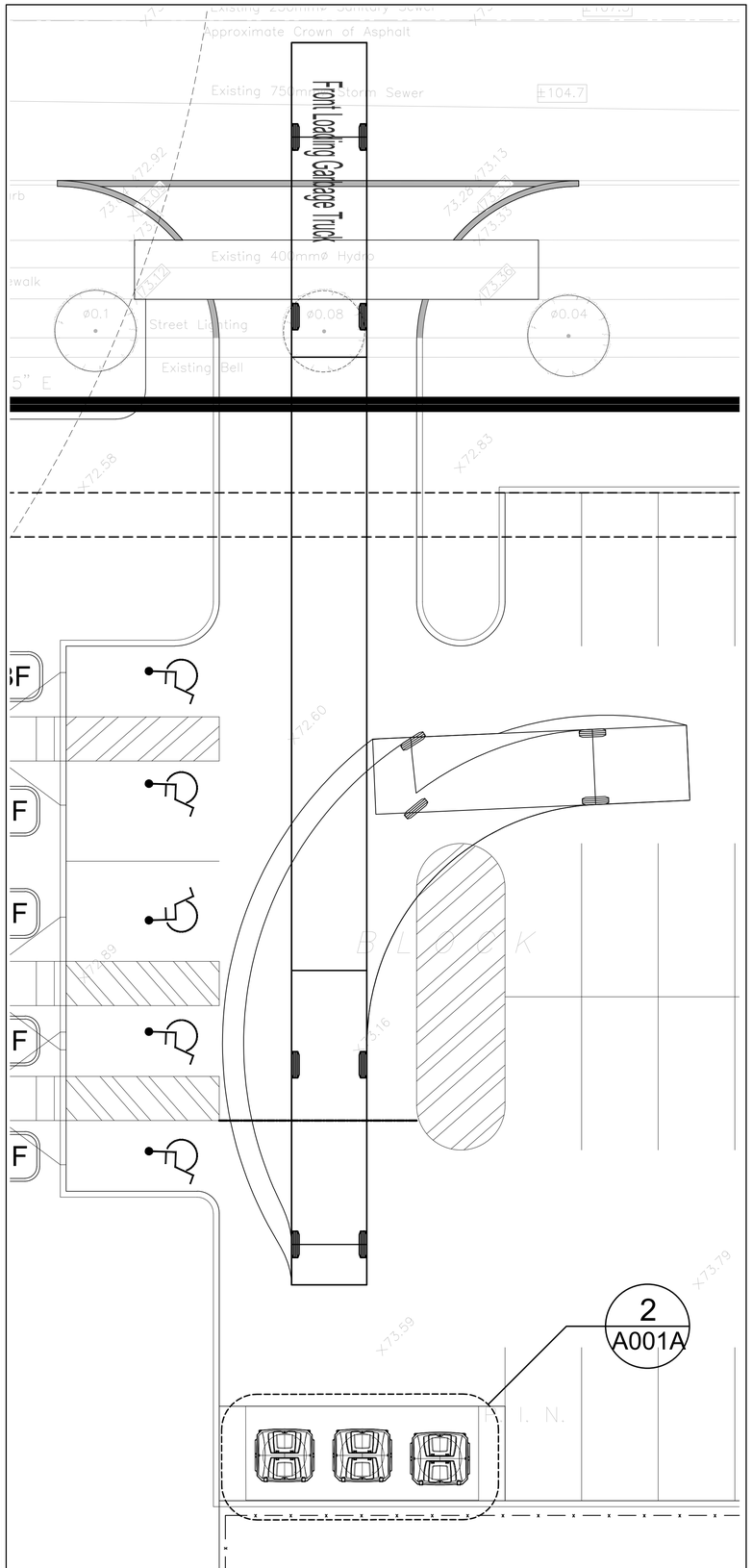

6 A002 FRONT LOADING GARBAGE TRUCK TURNING RADIUS
SCALE 1:100

OTTAWA-CARLETON DISTRICT SCHOOL BOARD

04	ISSUED FOR SITE PLAN APPROVAL	09DEC24
03	ISSUED FOR PERMIT	29NOV24
02	SPC PRE-CONSULTATION #3	09SEP24
01	SPC PRE-CONSULTATION #1	27MAY24

N45 ARCHITECTURE INC.
71 Bank Street, 7th floor - Ottawa, Ontario, K1P 5N2
tel. 613.224.0095 fax 613.224.9811

project
SPRING VALLEY DRIVE PUBLIC SCHOOL

799 SPRING VALLEY DRIVE
OTTAWA, ON

seal
ONTARIO ASSOCIATION OF ARCHITECTS
VLADIMIR POPOVIC
LICENCE 5918

drawing title
SITE PLAN DETAILS

scale AS SHOWN	drawn by N.F.
date MAY 2024	checked by V.P.
project number 24-828	drawing number **A001A**

CONTRACTOR TO VERIFY ALL DIMENSIONS AND NOTIFY THE ARCHITECT OF ANY DISCREPANCIES BEFORE WORK COMMENCES.
DO NOT SCALE DRAWINGS.

revision

99999