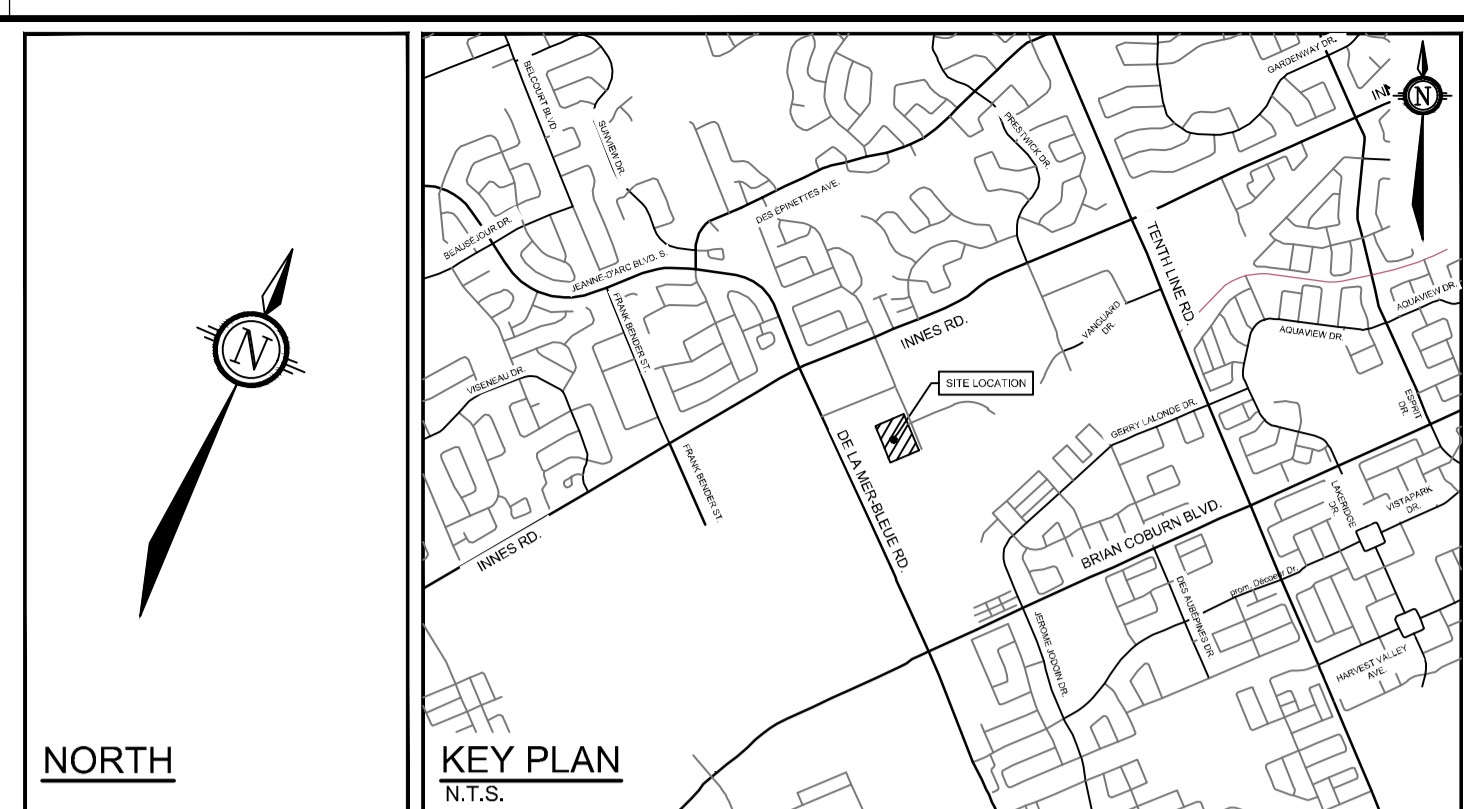
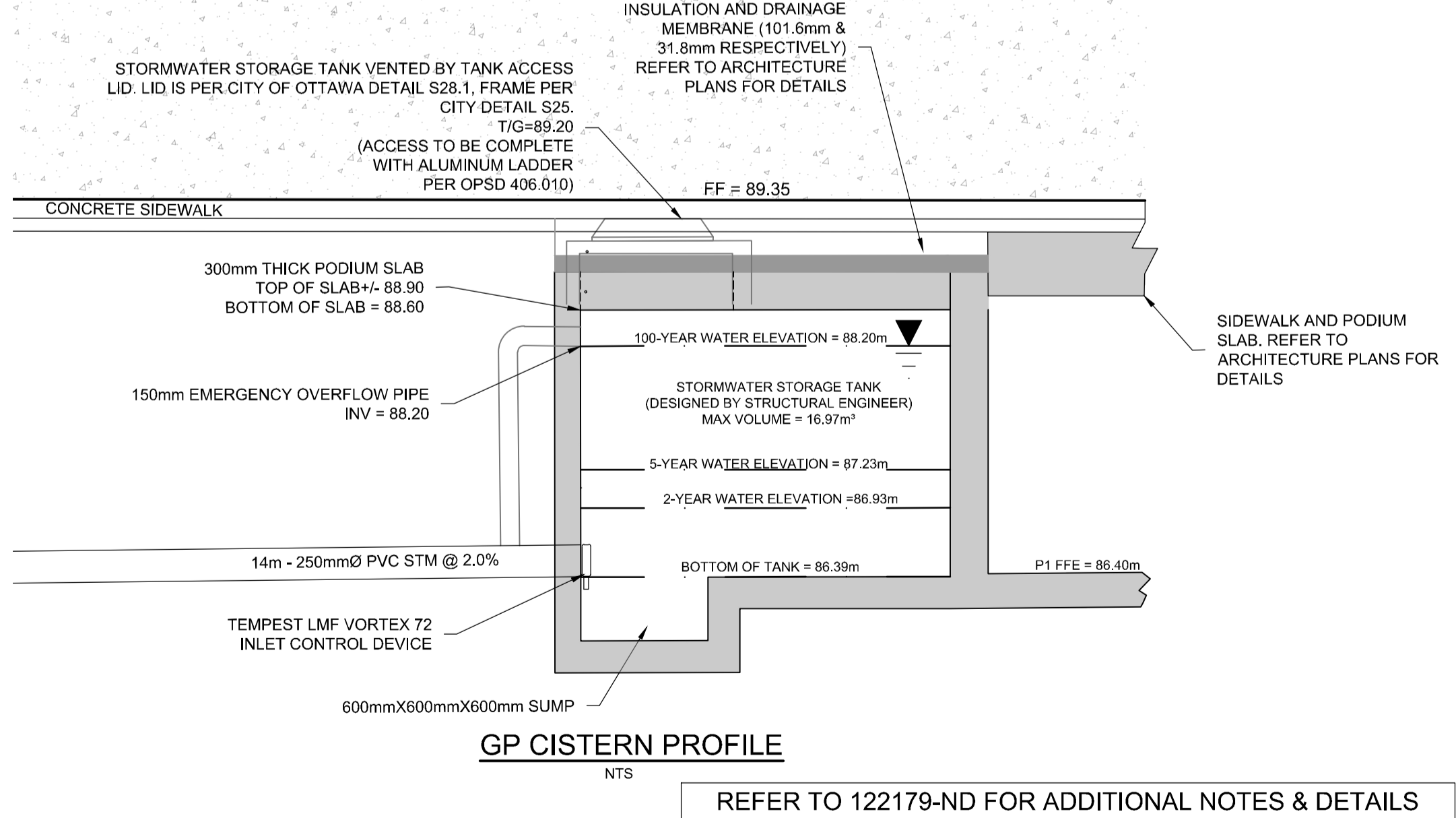

JOHN SEVIGNY C.E.T.
MANAGER (A), DEVELOPMENT REVIEW EAST
PLANNING, DEVELOPMENT & BUILDING SERVICES
DEPARTMENT, CITY OF OTTAWA

APPROVED
 By sevignyo at 3:30 pm, May 30, 2024



LEGEND	
	PROPERTY LINE
	PROPOSED CURB
	PROPOSED DEPRESSED CURB
	PROPOSED FENCING (REFER TO ARCH PLANS FOR DETAILS)
	PROPOSED CAP
	PROPOSED SANITARY SERVICE c/w MANHOLE
	PROPOSED STORM SEWER AND MANHOLE
	PROPOSED CATCHBASIN MANHOLE
	PROPOSED CATCHBASIN
	PROPOSED LANDSCAPE TEE CATCH BASIN
	PROPOSED LANDSCAPE ELBOW CATCH BASIN
	PROPOSED PIPE CROSSING (REFER TO 122179-ND FOR DETAILS)
	PROPOSED STORMTECH UNDERGROUND STORAGE SYSTEM
	PROPOSED TRENCH DRAIN
	PROPOSED INLET CONTROL DEVICE
	PROPOSED SIAMESE CONNECTION
	PROPOSED WATER SERVICE
	PROPOSED HYDRANT c/w LEAD & VALVE
	PROPOSED VALVE AND VALVE BOX
	PROPOSED WATER METER
	PROPOSED REMOTE WATER METER
	PROPOSED BUILDING ENTRANCE
	PROPOSED GARBAGE COLLECTION BINS
	PROPOSED CROSSWALK PAINTING
	DIRECTION OF FLOW
	PROPOSED PARKING LIGHTING
	PROPOSED GAS METER
	EXISTING UTILITY POLE c/w GUY WIRES
	EXISTING WATERMAIN c/w VALVE & VALVE CHAMBER
	EXISTING HYDRANT c/w VALVE & LEAD
	EXISTING SANITARY MANHOLE & SEWER
	EXISTING STORM MANHOLE & SEWER
	EXISTING CATCHBASIN
	EXISTING GAS MAIN
	EXISTING HYDRO LINE
	EXISTING JOINT UTILITY TRENCH
	EXISTING STREETLIGHT
	EXISTING PARKING LOT SIGNAGE
	EXISTING PONDING LIMITS
	EXISTING NOISE WALL
	EXISTING PRIVACY FENCE


- NOTE:**
- ALL SERVICE CONNECTIONS AND CATCHBASIN CONNECTIONS TO BE MADE PER CITY OF OTTAWA DETAIL S11 AND S11.2
 - BACKWATER VALVES TO BE PROVIDED ON ALL STORM AND SANITARY LATERALS AS PER CITY OF OTTAWA DETAILS S14, S14.1, AND S14.2. DOWNSTREAM OF ANY GRAVITY OUTLET FROM THE BUILDING. REFER TO MECHANICAL PLANS FOR DETAILS
 - ALL FLOWS FROM THE UNDERGROUND PARKING GARAGE ARE TO BE CONVEYED TO THE SANITARY SERVICE. FLOWS ARE TO BE PUMPED TO THE PROPOSED SANITARY SERVICE (TYP)
 - PROPOSED SERVICES TO BE SLEEVED THROUGH FOUNDATION WALL WHERE INVERT IS ABOVE THE UNDERSIDE OF FOOTING. FOUNDATION DRAINS TO BE PUMPED TO STORM SERVICE WHEN GRAVITY FEED IS NOT FEASIBLE.
 - FLOWS FROM TRENCHDRAINS ARE TO BE CONVEYED DIRECTLY TO THE STORM SERVICE WHEN A CISTERN IS NOT PRESENT. IN BUILDINGS WHERE A CISTERN IS PROPOSED, TRENCH DRAIN FLOWS ARE TO BE CONVEYED TO THE CISTERN. REFER TO MECHANICAL PLANS FOR DETAILS.
 - REFER TO MECHANICAL DRAWINGS FOR FURTHER DETAILS ON INTERNAL PLUMBING (TYP).



NOTE:
THE POSITION OF ALL POLE LINES, CONDUITS, WATERMANS, SEWERS AND OTHER UNDERGROUND AND OVERGROUND UTILITIES AND STRUCTURES IS NOT NECESSARILY SHOWN ON THE CONTRACT DRAWINGS, AND WHERE SHOWN, THE ACCURACY OF THE POSITION OF SUCH UTILITIES AND STRUCTURES IS NOT GUARANTEED. BEFORE STARTING WORK, DETERMINE THE EXACT LOCATION OF ALL SUCH UTILITIES AND STRUCTURES AND ASSUME ALL LIABILITY FOR DAMAGE TO THEM.

No.	REVISION	DATE	BY
8.	ISSUED FOR APPROVAL	MAY 02/2024	ARM
7.	SOUTH WALL AND HYDRO COORDINATION	APRIL 25/2024	ARM
6.	BUILDING PERMIT SUBMISSION	MAR 15/2024	ARM
5.	REVISED WATER ENTRY	MAR 01/2024	ARM
4.	REVISED PER SITE PLAN UPDATE	DEC 18/2023	GJM
3.	REVISED PER CITY COMMENTS	NOV 8/2023	GJM
2.	REVISED PER CITY COMMENTS	SEPT 15/2023	GJM
1.	ISSUED FOR SITE PLAN APPLICATION	MAY 24/2023	GJM

DESIGN	ARM/CJF
CHECKED	ARM
DRAWN	ARM/CJF
CHECKED	ARM
APPROVED	GJM



NOVATECH
Engineers, Planners & Landscape Architects
Suite 200, 240 Michael Copland Drive
Ottawa, Ontario, Canada K2M 1P6
Telephone: (613) 254-9643
Facsimile: (613) 254-5867
Website: www.novatech-eng.com

LOCATION	
4200 INNES ROAD, CITY OF OTTAWA	
TRINTIY APARTMENTS	
DRAWING NAME	
GENERAL PLAN OF SERVICES	
PROJECT No.	122179
REV	REV#8
DRAWING No.	122179 - GP

M:\2024\122179\CAD\Civil\122179-GP.dwg, GP, May 02, 2024, 2:02pm, amestwarup

CITY FILE No. D07-12-23-0068
PLAN No. 18993