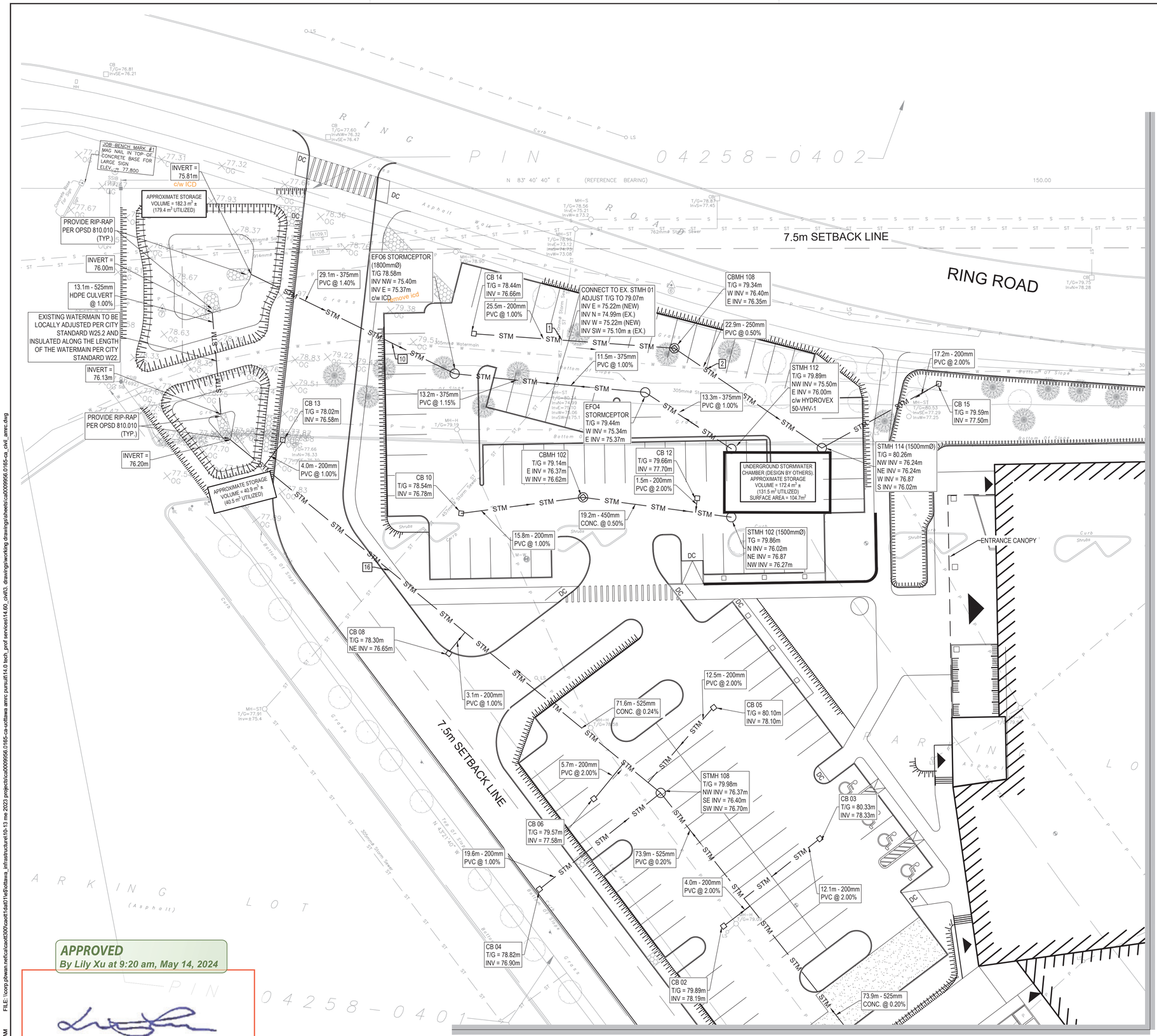


LEGEND: SERVICING

- STM — PROPOSED STORM SEWER
- SAN — PROPOSED SANITARY SEWER
- W — PROPOSED WATERMAIN
- CB — PROPOSED CATCHBASIN
- STMH — PROPOSED STORM MANHOLE
- SAMH — PROPOSED SANITARY MANHOLE
- CBMH — PROPOSED CATCHBASIN MANHOLE
- PROPOSED FIRE HYDRANT
- PROPOSED VALVE AND BOX
- PROPOSED WATER METER
- PROPOSED REMOTE WATER METER
- PROPOSED RIP-RAP

APPROVED
By Lily Xu at 9:20 am, May 14, 2024

LILY XU, MCIP, RPP
MANAGER, DEVELOPMENT REVIEW SOUTH
PLANNING, DEVELOPMENT, AND BUILDING SERVICES
DEPARTMENT, CITY OF OTTAWA

0 5m 10m 20m 25m
SCALE: 1:250

DISCIPLINE/PROJECT DEFINED (eg LEGEND / KEY PLAN / LOGOS)

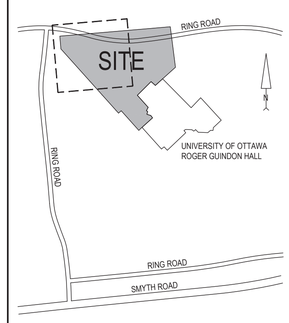


KEY PLAN
NTS

REVISION:

| REV | DATE | DESCRIPTION | BY |
|---|---|---|---|
| 7 | 2024-04-30 | 30% CONSTRUCTION DOCUMENT SUBMISSION | VT |
| 6 | 2024-04-18 | ISSUED FOR ZBLA AND SPC SUBMISSION | VT |
| 5 | 2024-02-26 | ISSUED FOR SITE PLAN APPROVAL | VT |
| 4 | 2024-02-02 | ISSUED FOR COORDINATION | VT |
| 3 | 2023-11-30 | ISSUED FOR SITE PLAN APPROVAL | VT |
| 2 | 2023-11-20 | ISSUED FOR BUILDING PERMIT | VT |
| 1 | 2023-10-31 | ISSUED FOR PRICING PROPOSAL | VT |

SEAL: LICENSED PROFESSIONAL ENGINEER Y. TENG 100226367 2024-04-18 PROVINCE OF ONTARIO

NORTH: N

DISCLAIMER: COPYRIGHT: THIS DRAWING AND DESIGN IS COPYRIGHT PROTECTED WHICH SHALL NOT BE USED, REPRODUCED OR REVISED WITHOUT WRITTEN PERMISSION BY WSP. THE CONTRACTOR SHALL CHECK AND VERIFY ALL DIMENSIONS AND UTILITY LOCATIONS AND REPORT ALL ERRORS AND OMISSIONS PRIOR TO COMMENCING WORK.

ORIGINAL SCALE: AS NOTED
DATE: 2023-09-25
DESIGNED BY: V. TENG
DRAWN BY: B. NANDLAL
APPROVED BY: I. JAFFERJEE
IF THIS BAR IS NOT 25mm LONG, ADJUST YOUR PLOTTING SCALE. 25mm
DISCIPLINE: CIVIL

WSP CANADA INC.
2611 QUEENSVIEW DRIVE, SUITE 300
OTTAWA ONTARIO K2B 8K2 CANADA
WSP.COM

PROJECT NUMBER: CA0009956.0165-CA

CLIENT: uOttawa PCL

CLIENT REF. #:

PROJECT: ADVANCED MEDICAL RESEARCH CENTRE

TITLE: SERVICING PLAN

DRAWING NUMBER: C106
REV. 7

File No. D07-12-24-0021 Plan No. 19104

CTB: wsp_ottawa.ctb
PLOTTED: 2024-05-10 - 8:43 AM
FILE: \\corp.pbwan.net\ca\ott300\cawtt1dat01\ws\ottawa_infrastructure\19-13 mw 2023 projects\ca0009956.0165-ca-ottawa amrc pursuit\14.0 tech_prof services\14.60_civil\3. drawings\working drawings\sheets\ca0009956.0165-ca_civil_amrc.dwg

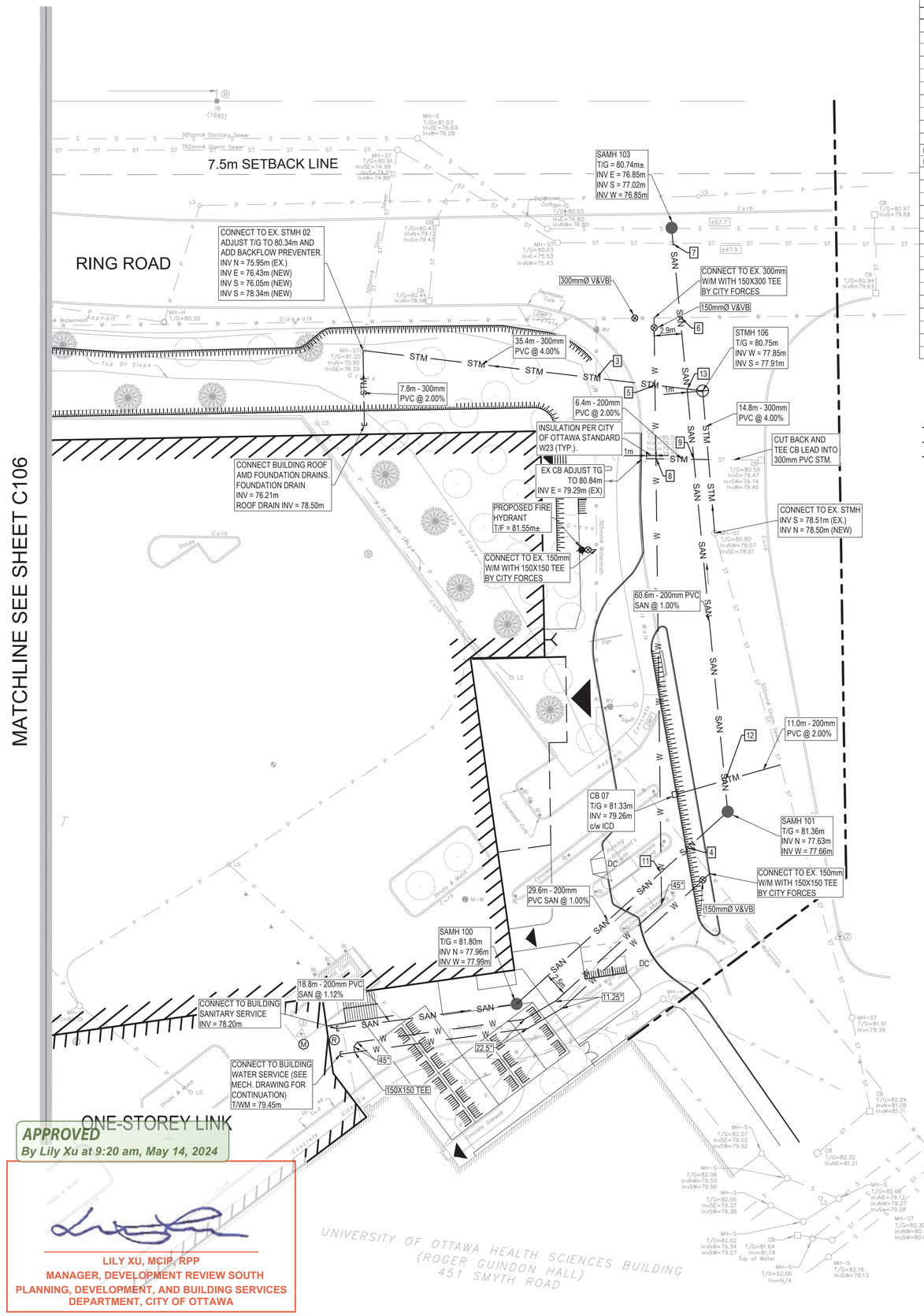


APPROVED
By Lily Xu at 9:20 am, May 14, 2024

LILY XU, MCIP, RPP
MANAGER, DEVELOPMENT REVIEW SOUTH
PLANNING, DEVELOPMENT, AND BUILDING SERVICES
DEPARTMENT, CITY OF OTTAWA

## STORM STRUCTURE AND ICD DATA TABLE

| STRUCTURE ID | AREA ID | SIZE | STRUCTURE | COVER | TOP OF GRATE | INLET | INLET | INLET | OUTLET | OUTLET DIAMETER (mm) | TYPE | 100-YR HEAD | 100-YR FLOW (l/s) | ICD TYPE |
|---|---|---|---|---|---|---|---|---|---|---|---|---|---|---|
| 451 SMYTH ROAD | | | | | | | | | | | | | | |
| STMH 102 | A11 | 1500mm DIA. | OPSD 701.011 | S24.1 | 79.86 | | 76.270 | 76.870 | 76.020 | 600 | HDPE | | | |
| EFO4 | A8 | 1200mm DIA. | | S24.1 | 79.44 | | 75.370 | | 75.340 | 375 | PVC SDR-35 | | | |
| STMH 106 | N/A | 1200mm DIA. | OPSD 701.010 | S24.1 | 80.75 | | 77.910 | | 77.850 | 300 | PVC SDR-35 | | | |
| STMH 108 | A13 | 1200mm DIA. | OPSD 701.010 | S24.1 | 79.98 | 76.400 | 76.700 | | 76.370 | 525 | CONC. 100D | | | |
| CBMH 102 | A10 | 1200mm DIA. | OPSD 701.010 | S28.1 | 79.14 | | 76.620 | | 76.370 | 450 | CONC. 100D | | | |
| CBMH 108 | A8 | 1200mm DIA. | OPSD 701.010 | S28.1 | 79.34 | | 76.400 | | 76.350 | 250 | PVC SDR-35 | | | |
| STMH 109 | A17 | 1200mm DIA. | OPSD 701.010 | S24.1 | 80.19 | 76.880 | 76.880 | | 76.550 | 525 | CONC. 100D | | | |
| STMH 112 | A11 | 1200mm DIA. | OPSD 701.010 | S24.1 | 79.89 | | 76.000 | | 75.500 | 375 | PVC SDR-35 | 1.92 | 4.09 | Hydrovex 50 VHV-1 |
| STMH 114 | A8 | 1500mm DIA. | OPSD 701.011 | S24.1 | 80.26 | 76.240 | 76.240 | 76.870 | 76.210 | 600 | HDPE | | | |
| EFO6 | A7 | 1800mm DIA. | | S24.1 | 78.58 | | 75.400 | | 75.370 | 375 | PVC SDR-35 | 1.38 | 74.96 | Orifice (175mm Dia.) |
| EX STMH 01 | A7 | | | | 79.07 | 75.220 | 75.220 | 75.100 | 74.990 | 610 | EX. CONC. | | | |
| EX STMH 02 | A4 | | | | 80.34 | 76.430 | 76.050 | 78.340 | 75.950 | 305 | EX. CONC. | | | |
| CB 01 | A17 | 600X600mm | OPSD 705.010 | S19 | 79.88 | | | | 77.180 | 200 | PVC SDR-35 | | | |
| Ex. CB 02 | A16 | | | | 79.87 | | | | 77.060 | 200 | PVC SDR-35 | | | |
| CB 02 | A15 | 600X600mm | OPSD 705.010 | S19 | 79.89 | | | | 78.190 | 200 | PVC SDR-35 | | | |
| CB 03 | A14 | 600X600mm | OPSD 705.010 | S19 | 80.33 | | | | 78.330 | 200 | PVC SDR-35 | | | |
| CB 04 | A20 | 600X600mm | OPSD 705.010 | S19 | 78.82 | | | | 76.900 | 200 | PVC SDR-35 | | | |
| CB 05 | A12 | 600X600mm | OPSD 705.010 | S19 | 80.10 | | | | 78.100 | 200 | PVC SDR-35 | | | |
| CB 06 | A13 | 600X600mm | OPSD 705.010 | S19 | 79.57 | | | | 77.580 | 200 | PVC SDR-35 | | | |
| CB 07 | A23 | 600X600mm | OPSD 705.010 | S19 | 81.33 | | | | 79.260 | 200 | PVC SDR-35 | 2.09 | 49.49 | Orifice (125mm Dia.) |
| CB 08 | A21 | 600X600mm | OPSD 705.010 | S19 | 78.30 | | | | 76.650 | 200 | PVC SDR-35 | | | |
| CB 10 | A9 | 600X600mm | OPSD 705.010 | S19 | 78.54 | | | | 76.780 | 200 | PVC SDR-35 | | | |
| CB 12 | A11 | 600X600mm | OPSD 705.010 | S19 | 79.66 | | | | 77.700 | 200 | PVC SDR-35 | | | |
| CB 13 | A22 | 600X600mm | OPSD 705.010 | S19 | 78.02 | | | | 76.580 | 200 | PVC SDR-35 | | | |
| CB 14 | A7 | 600X600mm | OPSD 705.010 | S19 | 78.44 | | | | 76.660 | 200 | PVC SDR-18 | | | |
| CB 15 | A4 | 600X600mm | OPSD 705.010 | S19 | 79.59 | | | | 77.500 | 200 | PVC SDR-35 | | | |
| CB 20 | A18 | 600X600mm | OPSD 705.010 | S19 | 80.20 | | | | 78.500 | 200 | PVC SDR-35 | | | |

LEGEND: SERVICING

- STM — PROPOSED STORM SEWER
- SAN — PROPOSED SANITARY SEWER
- W — PROPOSED WATERMAIN
- CB — PROPOSED CATCHBASIN
- STMH — PROPOSED STORM MANHOLE
- SAMH — PROPOSED SANITARY MANHOLE
- CBMH — PROPOSED CATCHBASIN MANHOLE
- PROPOSED FIRE HYDRANT
- PROPOSED VALVE AND BOX
- PROPOSED WATER METER
- PROPOSED REMOTE WATER METER
- PROPOSED RIP-RAP

## WATERMAIN SCHEDULE

| STATION | DESCRIPTION | FINISHED GRADE | TOP OF WATERMAIN | AS-BUILT WATERMAIN | COVER |
|---|---|---|---|---|---|
| 150mm W/M Service | | | | | |
| 0+000 | Connect to Ex. 300mm WM w/ 150x300 Tee | 80.700 | | 78.300 | 2.400 |
| 0+001.0 | 150mm V&VB | 80.690 | 78.290 | | 2.400 |
| 0+060.7 | 45 DEG. Bend | 81.570 | 79.170 | | 2.400 |
| 0+075.6 | 11.25 DEG. Bend | 81.740 | 79.340 | | 2.400 |
| 0+079.3 | 22.5 DEG. Bend | 81.770 | 79.370 | | 2.400 |
| 0+096.8 | 45 DEG. Bend | 81.880 | 79.480 | | 2.400 |
| 0+097.4 | 45 DEG. Bend | 81.880 | 79.480 | | 2.400 |
| 0+098.0 | Connect to 150mm WM w/ 150x150 Tee | 81.880 | 79.480 | | 2.400 |
| | | | | | |
| 1+000 | Connect to Ex. 150mm WM w/ 150x150 Tee | 81.480 | | 79.080 | 2.400 |
| 1+001.0 | 150mm V&VB | 81.570 | 79.100 | | 2.470 |
| 1+020.8 | 11.25 DEG. Bend | 81.720 | 79.320 | | 2.400 |
| 1+024.9 | 22.5 DEG. Bend | 81.750 | 79.350 | | 2.400 |
| 1+043.0 | Connect to 150mm WM w/ 150x150 Tee | 81.880 | 79.480 | | 2.400 |
| 1+044.5 | Cap 1.0m from Foundation Wall | 81.900 | 79.500 | | 2.400 |

## SAN STRUCTURE TABLE

| STRUCTURE ID | TOP OF GRATE ELEVATION | DESCRIPTION | | | | | |
|---|---|---|---|---|---|---|---|
| | | INLET | INLET | OUTLET | SIZE | OPSD | COVER |
| SAMH 100 | 81.80 | | 77.990 | 77.960 | 1200mm DIA. | OPSD-701.010 | S24 |
| SAMH 101 | 81.36 | | 77.660 | 77.630 | 1200mm DIA. | OPSD-701.010 | S24 |
| SAMH 103 | 80.74± | 76.850 | 77.020 | 76.850 | 1200mm DIA. | OPSD-701.010 | S24 |

## PIPE CROSSING TABLE

| | | Invert | Obvert | | | Invert | Obvert | |
|---|---|---|---|---|---|---|---|---|
| 1 | 200mmØ PVC STM | 76.560 | 76.760 | 1.030 | Clearance Above | 74.920 | 75.530 | EX. 600mmØ STM |
| 2 | 250mmØ PVC STM | 76.340 | 76.590 | 0.860 | Clearance Under | 77.450 | 77.750 | Ex. 300mmØ W/M |
| 3 | 300mmØ PVC STM | 77.390 | 77.690 | 0.410 | Clearance Under | 78.100 | 78.400 | Ex. 300mmØ W/M |
| 4 | 200mmØ PVC SAN | 77.720 | 77.920 | 0.930 | Clearance Under | 78.850 | 79.000 | Ex. 150mmØ W/M |
| 5 | 150mmØ W/M | 78.190 | 78.340 | 0.240 | Clearance Above | 77.650 | 77.950 | 300mmØ PVC STM |
| 6 | 200mmØ PVC SAN | 77.110 | 77.310 | 0.740 | Clearance Under | 78.050 | 78.350 | Ex. 300mmØ W/M |
| 7 | Ex. 375mmØ PVC STM | 75.590 | 75.970 | 1.070 | Clearance Under | 77.040 | 77.240 | 200mmØ PVC SAN |
| 8 | 150mmØ W/M | 78.050 | 78.200 | 1.070 | Clearance Under | 79.270 | 79.470 | 200mmØ PVC CB LEAD |
| 9 | 200mmØ PVC SAN | 77.260 | 77.460 | 1.730 | Clearance Under | 79.190 | 79.390 | 200mmØ PVC CB LEAD |
| 10 | 375mmØ PVC STM | 75.520 | 75.895 | 0.905 | Clearance Under | 76.800 | 77.100 | EX. 300mmØ W/M |
| 11 | 200mmØ PVC SAN | 77.750 | 77.950 | 1.000 | Clearance Under | 78.950 | 79.100 | 150mmØ W/M |
| 12 | 200mmØ PVC SAN | 77.600 | 77.800 | 1.360 | Clearance Under | 79.160 | 79.360 | 200mmØ PVC CB LEAD |
| 13 | 200mmØ PVC SAN | 77.190 | 77.390 | 0.400 | Clearance Under | 77.790 | 78.090 | 300mmØ PVC STM |
| 14 | Ex. 300mmØ PVC STM | 77.610 | 77.915 | 0.575 | Clearance Above | 76.510 | 77.035 | 525mmØ PVC STM |
| 15 | Ex. 300mmØ PVC STM | 77.530 | 77.835 | 0.430 | Clearance Above | 76.900 | 77.100 | 200mmØ PVC CB LEAD |
| 16 | Ex. 450mmØ CONC. STM | 75.270 | 75.720 | 0.540 | Clearance Below | 76.260 | 76.785 | 525mmØ CONC. STM |

0 5m 10m 20m 25m
SCALE: 1:250

DISCIPLINE/PROJECT DEFINED (eg LEGEND / KEY PLAN / LOGOS)

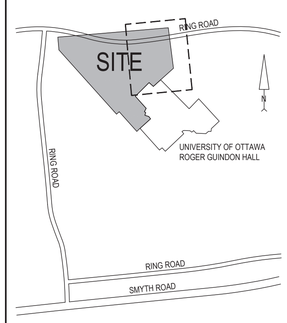


KEY PLAN
NTS

REVISION:

| REV | DATE | DESCRIPTION | BY |
|---|---|---|---|
| 7 | 2024-04-30 | 30% CONSTRUCTION DOCUMENT SUBMISSION | VT |
| 6 | 2024-04-18 | ISSUED FOR ZBLA AND SPC SUBMISSION | VT |
| 5 | 2024-02-26 | ISSUED FOR SITE PLAN APPROVAL | VT |
| 4 | 2024-02-02 | ISSUED FOR COORDINATION | VT |
| 3 | 2023-11-30 | ISSUED FOR SITE PLAN APPROVAL | VT |
| 2 | 2023-11-20 | ISSUED FOR BUILDING PERMIT | VT |
| 1 | 2023-10-31 | ISSUED FOR PRICING PROPOSAL | VT |

SEAL: LICENSED PROFESSIONAL ENGINEER Y. TENG 100226367 2024-04-18 PROVINCE OF ONTARIO

NORTH: N

DISCLAIMER: COPYRIGHT:
THIS DRAWING AND DESIGN IS COPYRIGHT PROTECTED WHICH SHALL NOT BE USED, REPRODUCED OR REVISED WITHOUT WRITTEN PERMISSION BY WSP. THE CONTRACTOR SHALL CHECK AND VERIFY ALL DIMENSIONS AND UTILITY LOCATIONS AND REPORT ALL ERRORS AND OMISSIONS PRIOR TO COMMENCING WORK.

ORIGINAL SCALE: AS NOTED
DATE: 2023-09-25
DESIGNED BY: V. TENG
DRAWN BY: B. NANDLAL
APPROVED BY: I. JAFFERJEE
IF THIS BAR IS NOT 25mm LONG, ADJUST YOUR PLOTTING SCALE. 25mm
DISCIPLINE: CIVIL

WSP CANADA INC.
2611 QUEENSVIEW DRIVE, SUITE 300
OTTAWA ONTARIO K2B 8K2 CANADA
WSP.COM

PROJECT NUMBER: CA0009956.0165-CA
CLIENT: uOttawa PCL
CLIENT REF. #:

PROJECT: ADVANCED MEDICAL RESEARCH CENTRE

TITLE: SERVICING PLAN

DRAWING NUMBER: C107
REV. 7

File No. D07-12-24-0021 Plan No. 19104

CTB: wsp_ottawa.ctb
PLOTTED: 2024-05-10 8:44 AM
FILE: \\corp.pbwan.net\ca\cast\306\cast16ed01\ts\ottawa_infrastructure\10-13 mw 2023 projects\ca0009956.0165-ca-ucottawa amrc pursuit\14.0 tech_prof services\14.60_civil3. drawings\working drawings\sheets\ca0009956.0165-ca_civil_amrc.dwg

MATCHLINE SEE SHEET C106

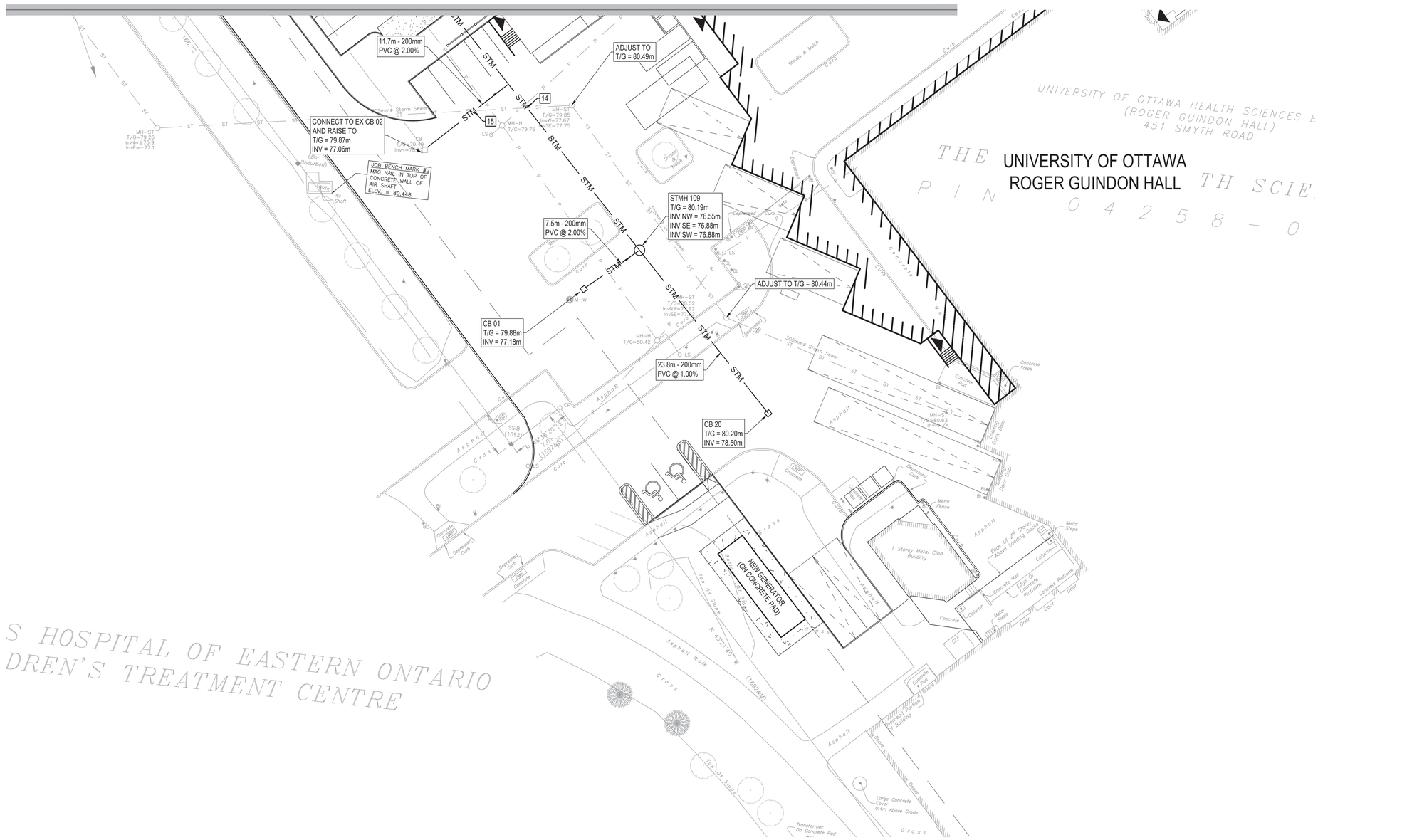


LEGEND: SERVICING

- STM — PROPOSED STORM SEWER
- SAN — PROPOSED SANITARY SEWER
- W — PROPOSED WATERMAIN
- CB — PROPOSED CATCHBASIN
- STMH — PROPOSED STORM MANHOLE
- SAMH — PROPOSED SANITARY MANHOLE
- CBMH — PROPOSED CATCHBASIN MANHOLE
- PROPOSED FIRE HYDRANT
- PROPOSED VALVE AND BOX
- PROPOSED WATER METER
- PROPOSED REMOTE WATER METER
- PROPOSED RIP-RAP

0 5m 10m 20m 25m

SCALE: 1:250

**APPROVED**
*By Lily Xu at 9:21 am, May 14, 2024*

LILY XU, MCIP, RPP
MANAGER, DEVELOPMENT REVIEW SOUTH
PLANNING, DEVELOPMENT, AND BUILDING SERVICES
DEPARTMENT, CITY OF OTTAWA

DISCIPLINE/PROJECT DEFINED (eg LEGEND / KEY PLAN / LOGOS)

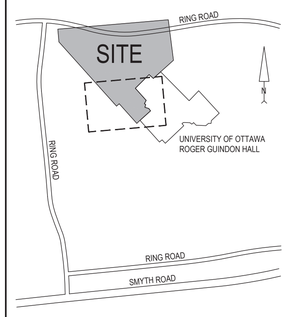


KEY PLAN
NTS

REVISION:

| REV | DATE | DESCRIPTION | BY |
|---|---|---|---|
| 7 | 2024-04-30 | 30% CONSTRUCTION DOCUMENT SUBMISSION | VT |
| 6 | 2024-04-18 | ISSUED FOR ZBLA AND SPC SUBMISSION | VT |
| 5 | 2024-02-26 | ISSUED FOR SITE PLAN APPROVAL | VT |
| 4 | 2024-02-02 | ISSUED FOR COORDINATION | VT |
| 3 | 2023-11-30 | ISSUED FOR SITE PLAN APPROVAL | VT |
| 2 | 2023-11-20 | ISSUED FOR BUILDING PERMIT | VT |
| 1 | 2023-10-31 | ISSUED FOR PRICING PROPOSAL | VT |

SEAL:

LICENSED PROFESSIONAL ENGINEER
Y. TENG
100226367
2024-04-18
PROVINCE OF ONTARIO

NORTH:

N

DISCLAIMER: COPYRIGHT:
THIS DRAWING AND DESIGN IS COPYRIGHT PROTECTED WHICH SHALL NOT BE USED, REPRODUCED OR REVISED WITHOUT WRITTEN PERMISSION BY WSP. THE CONTRACTOR SHALL CHECK AND VERIFY ALL DIMENSIONS AND UTILITY LOCATIONS AND REPORT ALL ERRORS AND OMISSIONS PRIOR TO COMMENCING WORK.

ORIGINAL SCALE: AS NOTED
DATE: 2023-09-25
DESIGNED BY: V. TENG
DRAWN BY: B. NANDLAL
APPROVED BY: I. JAFFERJEE
IF THIS BAR IS NOT 25mm LONG, ADJUST YOUR PLOTTING SCALE. 25mm
DISCIPLINE: CIVIL

WSP CANADA INC.
2611 QUEENSVIEW DRIVE, SUITE 300
OTTAWA ONTARIO K2B 8K2 CANADA
WSP.COM

PROJECT NUMBER: CA0009956.0165-CA

CLIENT:
uOttawa
PCL

CLIENT REF. #:

PROJECT:
ADVANCED MEDICAL RESEARCH CENTRE

TITLE:
SERVICING PLAN

DRAWING NUMBER: C108
REV. 7

File No. D07-12-24-0021 Plan No. 19104

CTB: wsp_ottawa.ctb
PLOTTED: 2024-05-15, 8:44 AM FILE: \\corp.pbwan.net\ca\cast300\cast1da611ed\Ottawa_infrastructure\10-13 me 2023 projects\CA0009956.0165-ca-ucttawa amrc pursuit\14.0 tech_prof services\14.60_civil\3. drawings\working drawings\sheets\ca0009956.0165-ca_civil_amrc.dwg