


**STATIONARY NOISE
ASSESSMENT**

2666 Tenth Line Road
Ottawa, Ontario

REPORT: 22-386-Stationary Noise



June 28, 2023

PREPARED FOR

Conseil des Écoles Catholiques du Centre-Est
4000 Labelle Street
Ottawa, ON K1J 1A1

PREPARED BY

Giuseppe Garro, M.A.Sc., Environmental Scientist
Joshua Foster, P.Eng., Lead Engineer

EXECUTIVE SUMMARY

This report describes a stationary noise assessment performed for a proposed new elementary school located at 2666 Tenth Line Road in Ottawa, Ontario. The proposed school comprises a two-storey 'L' shaped building with room for eight future portables to the south, parking to the west, and a sports field to the southwest. Sources of stationary noise include rooftop air handling equipment. Figure 1 illustrates a site plan with surrounding context.

The assessment is based on (i) theoretical noise prediction methods that conform to the Ministry of the Environment, Conservation and Parks (MECP) and City of Ottawa requirements; (ii) noise level criteria as specified by the City of Ottawa's Environmental Noise Control Guidelines (ENCG); (iii) site plan drawings provided by Edward J. Cuhaci & Associates Architects Inc. in June 2023, and; (iv) mechanical information provided in a report prepared by Goodkey, Weedmark & Associates Ltd..

The results of the current assessment indicate that noise levels at nearby points of reception are expected to fall below the ENCG noise criteria, provided that the assumptions for noise control as outlined in Section 2.1 are followed during the detailed design process. A review of the final equipment selections and locations by a qualified acoustical engineer will be required prior to installation of the equipment.



TABLE OF CONTENTS

1. INTRODUCTION 1

2. TERMS OF REFERENCE 1

2.1 Assumptions2

3. OBJECTIVES 2

4. METHODOLOGY..... 2

4.1 Perception of Noise.....3

4.2 Stationary Noise Criteria.....3

4.3 Determination of Noise Source Power Levels4

4.4 Stationary Source Noise Predictions.....5

5. RESULTS AND DISCUSSION..... 7

6. CONCLUSIONS AND RECOMMENDATIONS 8

FIGURES



1. INTRODUCTION

Gradient Wind Engineering Inc. (Gradient Wind) was retained by Conseil des Écoles Catholiques du Centre-Est to undertake a stationary noise assessment for the proposed new elementary school located at 2666 Tenth Line Road in Ottawa, Ontario. This report summarizes the methodology, results and recommendations related to a stationary noise assessment.

The present scope of work involves assessing exterior noise levels generated by rooftop air handling equipment. The assessment was performed based on theoretical noise calculation methods conforming to the City of Ottawa¹ and Ministry of the Environment, Conservation and Parks (MECP) NPC-300² guidelines, site plan drawings provided by Edward J. Cuhaci & Associates Architects Inc. in June 2023, mechanical information provided in a report prepared by Goodkey, Weedmark & Associates Ltd., surrounding street layouts obtained from the City of Ottawa, and recent site imagery.

2. TERMS OF REFERENCE


The focus of this stationary noise assessment is the proposed new elementary school located at 2666 Tenth Line Road in Ottawa, Ontario. The proposed school comprises a two-storey 'L' shaped building with room for eight future portables to the south, parking to the west, and a sports field to the southwest.

The development is surrounded by vacant land to the west, low-rise residential buildings to the north, east, and south. The study site is bounded by Sweetvalley Drive to the north, Tenth Line Road to the east, low-rise residential buildings to the south, and vacant land to the west. Figure 1 illustrates the site plan and surrounding context.

As a conservative approach, the equipment is assumed to operate 24 hours a day with a majority of the operations taking place during the daytime period. However, certain sources are likely to have reduced operation during the nighttime period between 23:00 and 07:00. Sources of stationary noise include rooftop air handling equipment. Figure 3 illustrates the location of all noise sources included in this study.

¹ City of Ottawa Environmental Noise Control Guidelines, January 2016

² Ministry of the Environment, Conservation and Parks (MECP), Environmental Noise Guideline – Publication NPC-300, August 2013



Regarding existing stationary noise impacts onto the property, Gradient Wind conducted a survey of the study site using the satellite view of the area and did not identify any significant existing sources of stationary noise impacting the development. Therefore, on-site stationary noise impacts from existing surrounding properties are considered insignificant.

2.1 Assumptions

Mechanical information for the development was provided in a report prepared by Goodkey, Weedmark & Associates Ltd. A review of the final equipment selections and locations by a qualified acoustical engineer will be required prior to installation of the equipment. The following assumptions have been made in the analysis:

- (i) The locations and quantity of rooftop units (RTU) are based on mechanical drawing prepared by Edward J. Cuhaci & Associates Architects Inc.
- (ii) Sound data for the RTUs were provided in a report prepared by Goodkey, Weedmark & Associates Ltd.
- (iii) The rooftop mechanical units were assumed to operate continuously over a 1-hour period during the daytime and at 50% operation during the nighttime period.
- (iv) Screening effects of a 0.6m tall (height above roof) parapet was included in the modelling.
- (v) For rear yards within the residential area, as well as open spaces, the ground region was modelled as absorptive due to the presence of soft ground (grass).
- (vi) Surfaces such as roadways and parking lots were modeled as a hard (reflective) ground surface.

3. OBJECTIVES

The main goals of this work are to (i) calculate the future noise levels on the surrounding dwellings produced by stationary sources and (ii) ensure that exterior noise levels do not exceed the allowable limits specified by the ENCG, as outlined in Section 4 of this report.

4. METHODOLOGY

The impact of the external stationary noise sources on the nearby residential areas was determined by computer modelling. Stationary noise source modelling is based on the software program *Predictor-Lima* developed from the International Standards Organization (ISO) standard 9613 Parts 1 and 2. This



computer program simulates three-dimensional surfaces and first reflections of sound waves over a suitable spectrum for human hearing. This methodology has been used on numerous assignments and has been accepted by the MECP as part of Environmental Compliance Approvals applications. Eleven receptor locations were selected for the study site, as illustrated in Figure 2.

4.1 Perception of Noise

Noise can be defined as any obtrusive sound. It is created at a source, transmitted through a medium, such as air, and intercepted by a receiver. Noise may be characterized in terms of the power of the source or the sound pressure at a specific distance. While the power of a source is characteristic of that source, the sound pressure depends on the location of the receiver and the path that the noise takes to reach the receiver. Its measurement is based on the decibel unit, dBA, which is a logarithmic ratio referenced to a standard noise level (2×10^{-5} Pascals). The 'A' suffix refers to a weighting scale, which represents the noise perceived by the human ear. With this scale, a doubling of sound power at the source results in a 3 dBA increase in measured noise levels at the receiver and is just perceptible to most people. An increase of 10 dBA is often perceived to be twice as loud.

Stationary sources are defined in NPC-300 as “a source of sound or combination of sources of sound that are included and normally operated within the property lines of a facility and includes the premises of a person as one stationary source, unless the dominant source of sound on those premises is construction”³.

4.2 Stationary Noise Criteria

The equivalent sound energy level, L_{eq} , provides a weighted measure of the time varying noise levels, which is well correlated with the annoyance of sound. It is defined as the continuous sound level, which has the same energy as a time varying noise level over a selected period of time. For stationary sources, the L_{eq} is commonly calculated on an hourly interval, while for roadways, the L_{eq} is calculated on the basis of a 16-hour daytime/8-hour nighttime split.

³ NPC – 300, page 16

Noise criteria taken from the ENCG and NPC-300 apply to outdoor points of reception (POR). A POR is defined under NPC-300 as “any location on a noise sensitive land use where noise from a stationary source is received”⁴. A POR can be located on an existing or zoned for future use premises of permanent or seasonal residences, hotels/motels, nursing/retirement homes, rental residences, hospitals, campgrounds, and noise sensitive buildings such as schools and places of worship. The recommended maximum noise levels for a Class 1 area in a suburban environment adjacent to arterial roadways at a POR are outlined in Table 1 below. The study site is considered to be Class 1 as it is located within the “Urban Area” boundary as defined in Schedule A and B of the City of Ottawa Official Plan⁵. Furthermore, Tenth Line Road is classified as an arterial roadway and is the main contributor to ambient noise in the area. These conditions indicate that the sound field is dominated by manmade sources.

TABLE 1: EXCLUSIONARY LIMITS FOR CLASS 1 AREA

Time of Day	Outdoor Points of Reception (dBA)	Plane of Window (dBA)
07:00 – 19:00	50	50
19:00 – 23:00	50	50
23:00 – 07:00	N/A	45

4.3 Determination of Noise Source Power Levels

Mechanical information for the development was provided in a report prepared by Goodkey, Weedmark & Associates Ltd. A review of the final equipment selections and locations by a qualified acoustical engineer will be required prior to installation of the equipment. Table 2 summarizes the sound power of each source used in the analysis.

⁴ NPC – 300, page 14

⁵ City of Ottawa Official Plan Vol 1: Section 6




TABLE 2: EQUIPMENT SOUND POWER LEVELS (dBA)

Source	Description	Height Above Grade/Roof (m)	Frequency (Hz)								Total
			63	125	250	500	1000	2000	4000	8000	
S1	RTU 1	1.1	60	68	79	82	78	78	75	68	86
S2	RTU 2	1.1	56	65	75	77	74	74	71	63	82
S3	RTU 3	1.3	68	75	88	87	83	82	80	72	92
S4	RTU 4	1.3	59	67	77	80	76	76	74	66	84
S5	RTU 5	1.1	60	68	79	82	79	78	76	68	86
S6	RTU 6	1.3	65	73	87	83	81	80	78	70	90
S7	RTU 7	1.3	69	77	89	90	87	85	83	76	95
S8	RTU 8	1.3	62	72	83	80	77	77	74	66	87

4.4 Stationary Source Noise Predictions

The impact of stationary noise sources on nearby residential areas was determined by computer modelling using the software program Predictor-Lima. This program was developed from the International Standards Organization (ISO) standard 9613 Parts 1 and 2 and is capable of representing three-dimensional surfaces and first reflections of sound waves over a suitable spectrum for human hearing. The methodology has been used on numerous assignments and has been accepted by the Ministry of the Environment, Conservation and Parks (MECP) as part of Environmental Compliance Approval applications.

A total of eleven receptor locations were chosen around the site to measure the noise impact at points of reception (POR) during the daytime/evening period (07:00 – 23:00), as well as during the nighttime period (23:00 – 07:00). POR locations include outdoor points of reception (OPOR) and the plane of windows (POW) of the adjacent residential properties. Sensor locations are described in Table 3 and illustrated in Figure 2. All units were represented as point sources in the Predictor model. Table 4 below contains Predictor-Lima calculation settings. These are typical settings that have been based on ISO 9613 standards and guidance from the MECP.

Ground absorption over the study area was determined based on topographical features (such as water, concrete, grassland, etc.). An absorption value of 0 is representative of hard ground, while a value of 1 represents grass and similar soft surface conditions. Existing and proposed buildings were added to the model to account for screening and reflection effects from building façades. A Predictor-Lima modelling data is available upon request.

TABLE 3: RECEPTOR LOCATIONS

Receptor Number	Receptor Location	Height Above Grade (m)
R1	POW - 317 Sweetvalley Drive	4.5
R2	POW - 309 Sweetvalley Drive	4.5
R3	POW - 301 Sweetvalley Drive	4.5
R4	POW - 291 Sweetvalley Drive	4.5
R5	POW - 32 Pewee Place	4.5
R6	POW - 2647 Tenth Line Road	4.5
R7	POW - 2674 Tenth Line Road	4.5
R8	POW - 2680 Tenth Line Road	1.5
R9	OPOR - 267 Sweetvalley Drive	1.5
R10	OPOR - 2674 Tenth Line Road	1.5
R11	OPOR - 2680 Tenth Line Road	1.5

TABLE 4: CALCULATION SETTINGS

Parameter	Setting
Meteorological correction method	Single value for C0
Value C0	2.0
Ground attenuation factor for lawn areas	1
Ground attenuation factor for roadways and paved areas	0
Temperature (K)	283.15
Pressure (kPa)	101.33
Air humidity (%)	70

5. RESULTS AND DISCUSSION

Noise levels on the surroundings produced by the mechanical equipment associated with the proposed development are presented in Table 5. The sound levels are based on the assumptions outlined in Section 2.1.

TABLE 5: NOISE LEVELS FROM HVAC STATIONARY SOURCES

Receptor Number	Receptor Location	Noise Level (dBA)		Sound Level Limits		Meets ENCG Class 1 Criteria	
		Day	Night	Day	Night	Day	Night
R1	POW - 317 Sweetvalley Drive	45	42	50	45	Yes	Yes
R2	POW - 309 Sweetvalley Drive	46	43	50	45	Yes	Yes
R3	POW - 301 Sweetvalley Drive	46	43	50	45	Yes	Yes
R4	POW - 291 Sweetvalley Drive	42	39	50	45	Yes	Yes
R5	POW - 32 Pewee Place	40	37	50	45	Yes	Yes

*Noise levels at OPORs during the nighttime period are not considered as per ENCG.

TABLE 5: NOISE LEVELS FROM HVAC STATIONARY SOURCES (CONT.)

Receptor Number	Receptor Location	Noise Level (dBA)		Sound Level Limits		Meets ENCG Class 1 Criteria	
		Day	Night	Day	Night	Day	Night
R6	POW - 2647 Tenth Line Road	40	37	50	45	Yes	Yes
R7	POW - 2674 Tenth Line Road	42	39	50	45	Yes	Yes
R8	POW - 2680 Tenth Line Road	38	35	50	45	Yes	Yes
R9	OPOR - 267 Sweetvalley Drive	35	N/a*	50	N/a*	Yes	N/a*
R10	OPOR - 2674 Tenth Line Road	42	N/a*	50	N/a*	Yes	N/a*
R11	OPOR - 2680 Tenth Line Road	38	N/a*	50	N/a*	Yes	N/a*

*Noise levels at OPORs during the nighttime period are not considered as per ENCG.

As Table 5 summarizes, noise levels fall below ENCG criteria at all receptors. Noise contours at 4.5 metres above grade for HVAC equipment can be seen in Figures 4 and 5 for daytime and nighttime conditions. As a general recommendation, rooftop equipment should be located toward the centre of the rooftop, avoiding direct line of sight with noise sensitive areas if possible.

6. CONCLUSIONS AND RECOMMENDATIONS

The results of the current study indicate that noise levels at nearby points of reception are expected to fall below the ENCG noise criteria, provided that the assumptions for noise control as outlined in Section 2.1 are followed during the detailed design process. Once the mechanical design progresses and updated equipment information becomes available, these should be forwarded to Gradient Wind for review.

As such, the proposed development is expected to be compatible with the existing and proposed noise sensitive land uses. A review of the final equipment selections and locations by a qualified acoustical engineer will be required prior to installation of the equipment.




GRADIENTWIND

ENGINEERS & SCIENTISTS

This concludes our stationary noise assessment and report. If you have any questions or wish to discuss our findings, please advise us. In the interim, we thank you for the opportunity to be of service.

Sincerely,

Gradient Wind Engineering Inc.



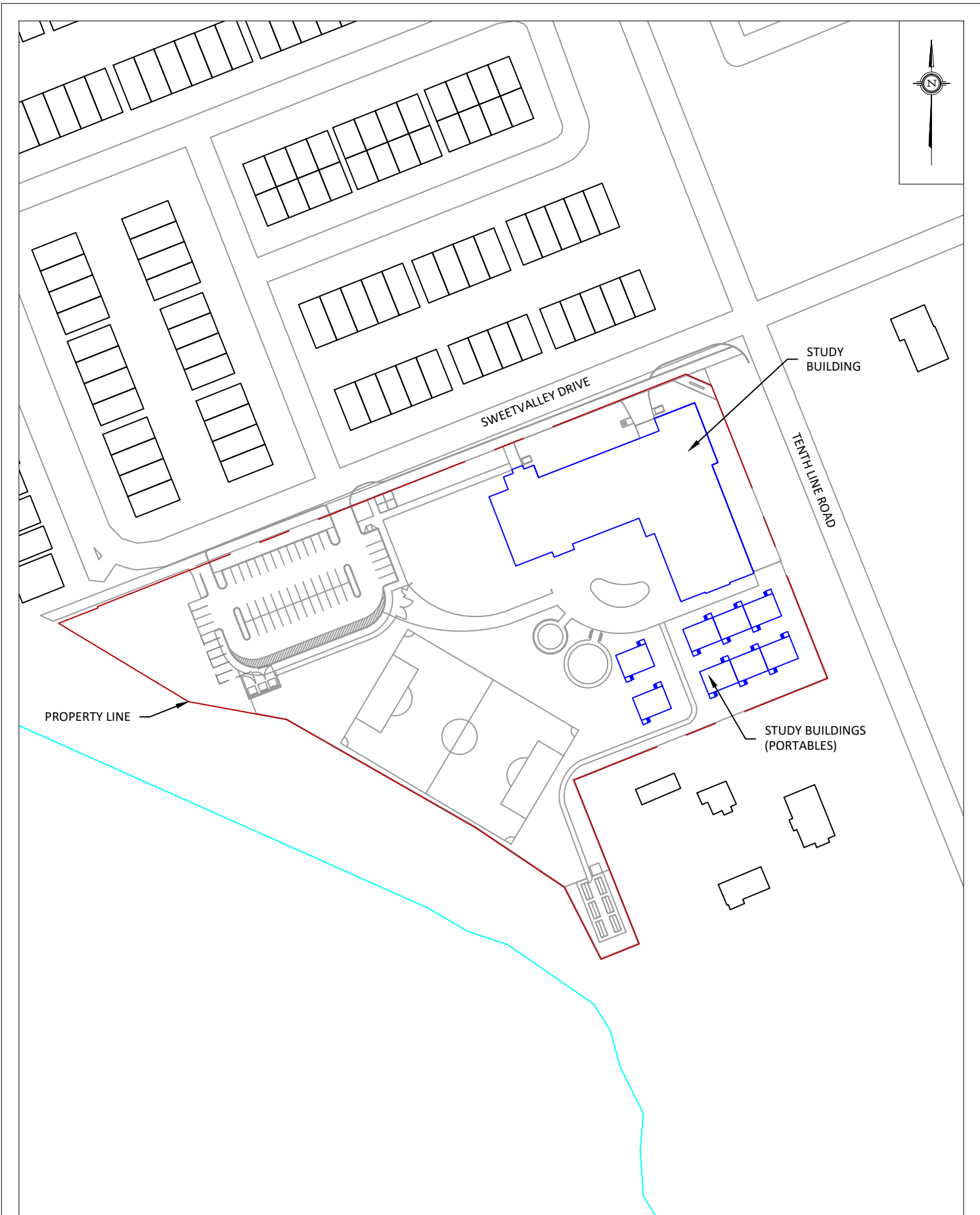
Giuseppe Garro, M.A.Sc.
Environmental Scientist

Gradient Wind File 22-386



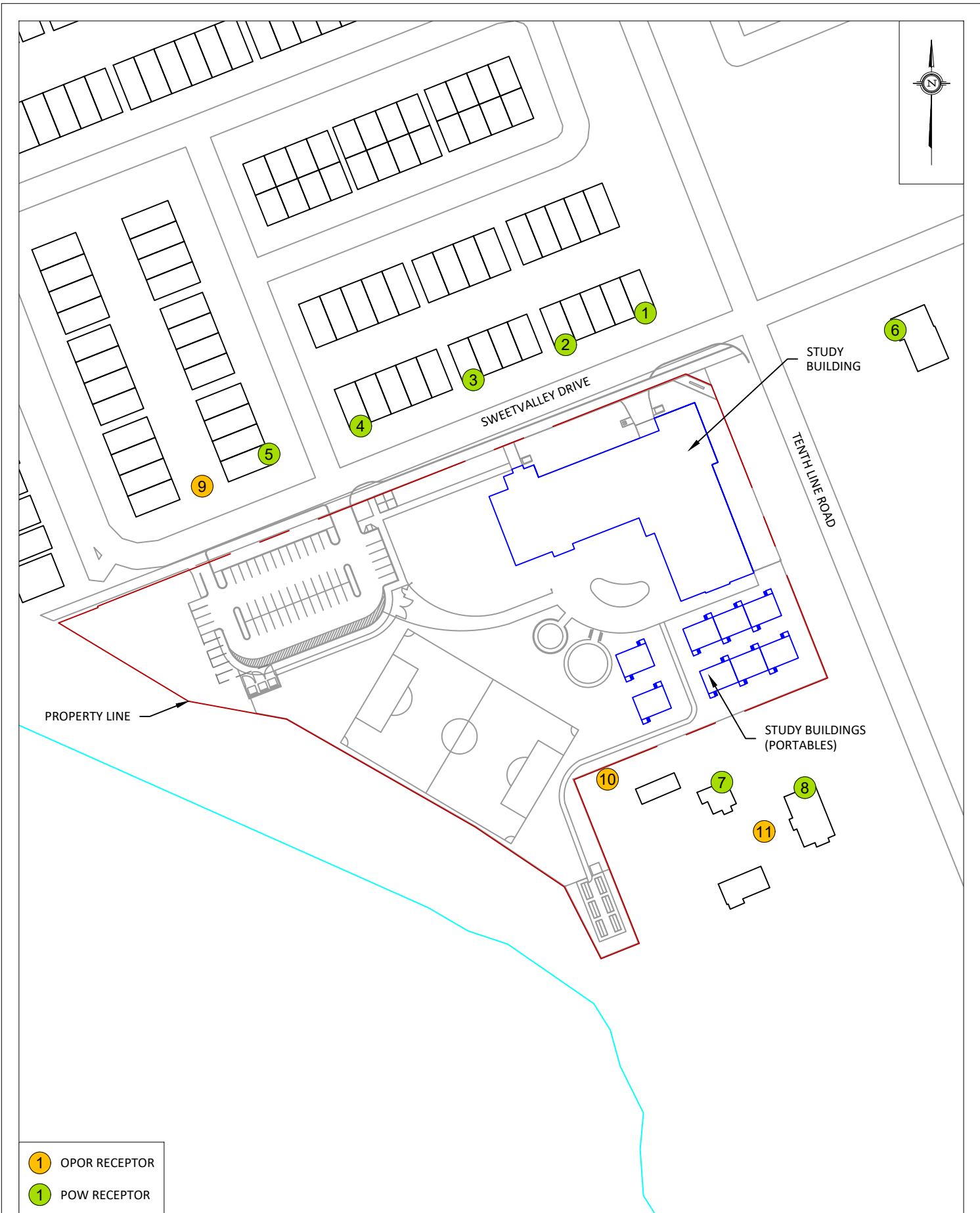
Joshua Foster, P.Eng.
Lead Engineer





PROJECT	2666 TENTH LINE ROAD, OTTAWA STATIONARY NOISE ASSESSMENT	
SCALE	1:1500 (APPROX.)	DRAWING NO. GW22-386-1
DATE	JUNE 22, 2023	DRAWN BY G.G.

DESCRIPTION	FIGURE 1: SITE PLAN AND SURROUNDING CONTEXT
-------------	--



- 1 OPOR RECEPTOR
- 1 POW RECEPTOR

GRADIENTWIND ENGINEERS & SCIENTISTS 127 WALGREEN ROAD, OTTAWA, ON 613 836 0934 • GRADIENTWIND.COM	PROJECT	2666 TENTH LINE ROAD, OTTAWA STATIONARY NOISE ASSESSMENT	DESCRIPTION
	SCALE	1:1500 (APPROX.)	DRAWING NO. GW22-386-2
	DATE	JUNE 22, 2023	DRAWN BY G.G.

FIGURE 2:
RECEPTOR LOCATIONS

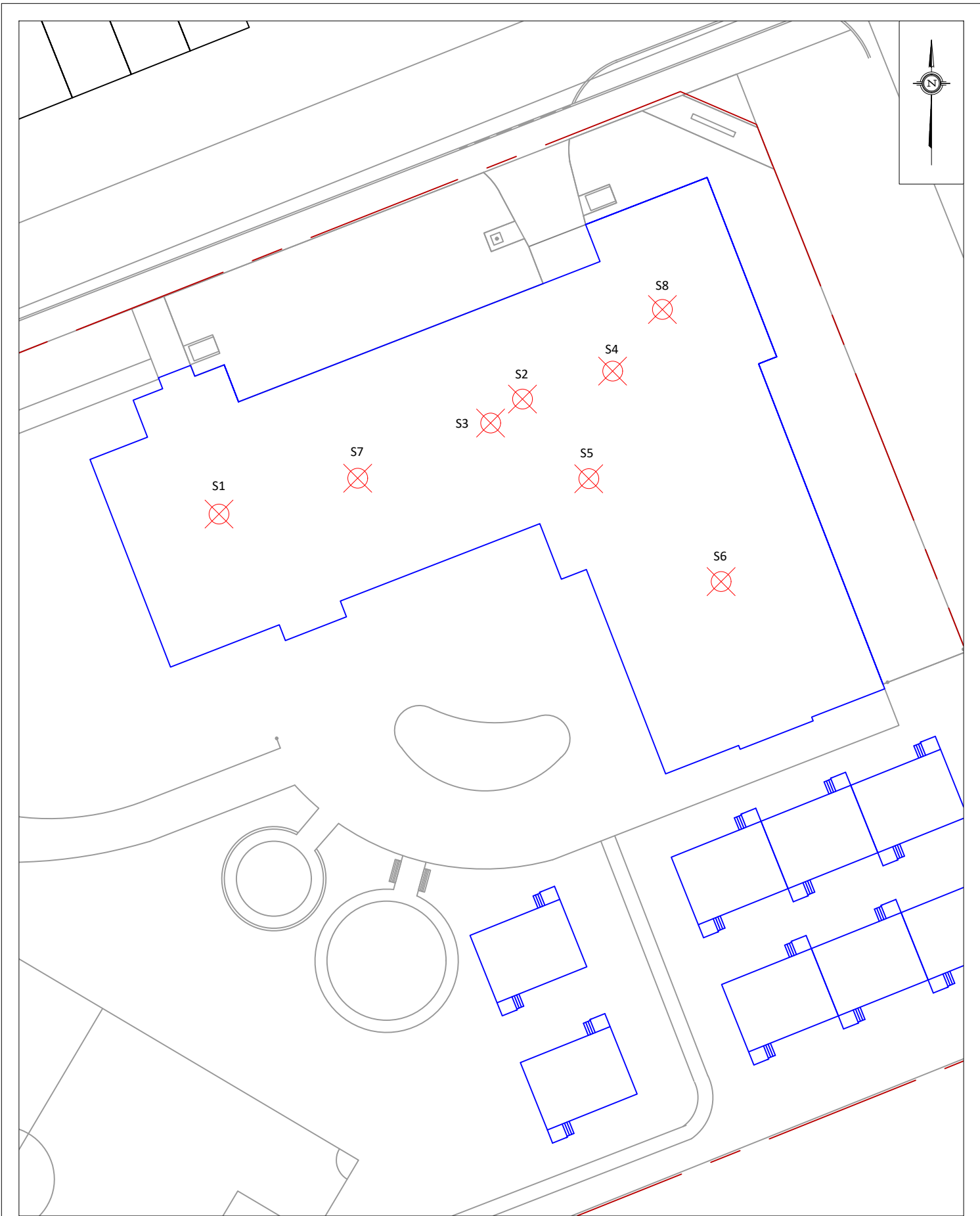





FIGURE 4: DAYTIME STATIONARY NOISE CONTOURS – HVAC EQUIPMENT (4.5 METERS ABOVE GRADE)



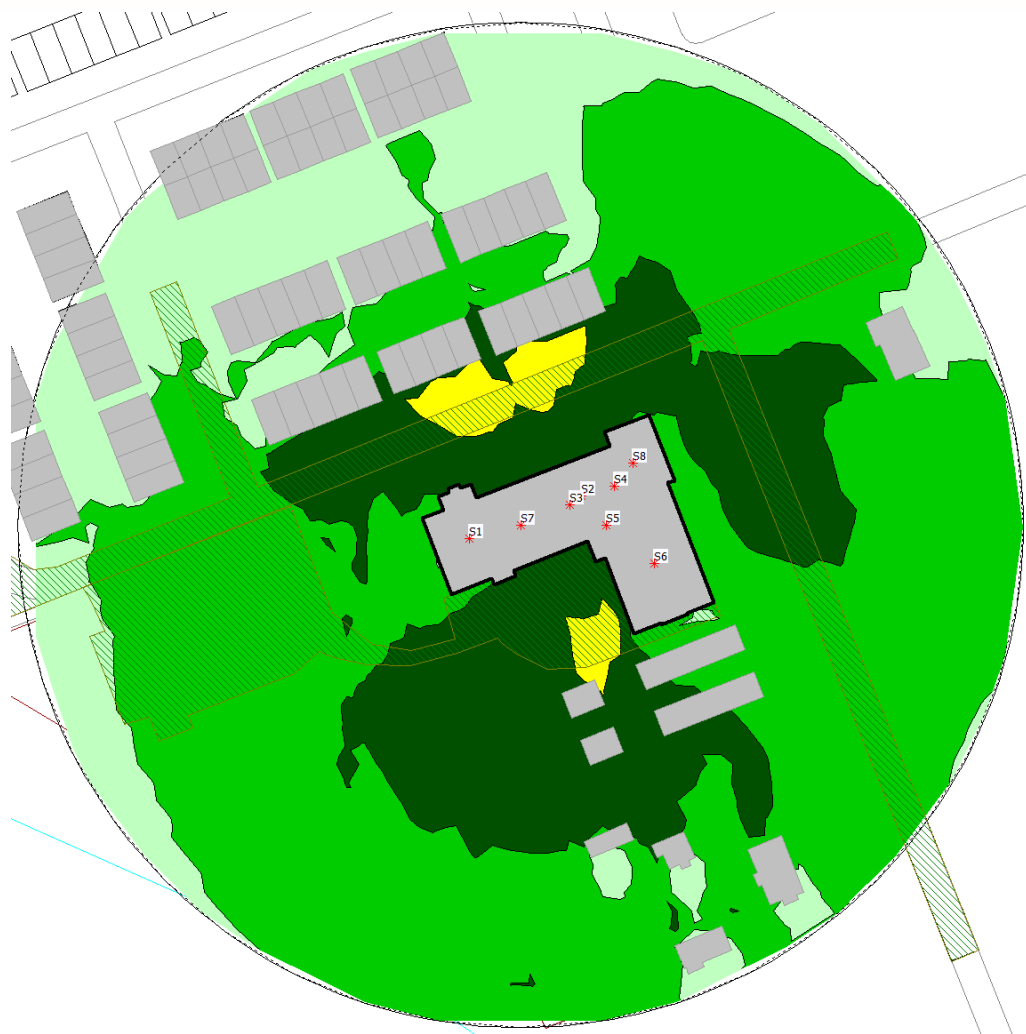


FIGURE 5: NIGHTTIME STATIONARY NOISE CONTOURS – HVAC EQUIPMENT (4.5 METERS ABOVE GRADE)

