

1Door4Care - CHEO Integrated Treatment Centre: Parking Garage

ISSUED FOR SPC SUBMISSION
2023-08-16

VOLUME 1 : ARCHITECTURE



© 2023 Montgomery Sisam Architects Inc.
All rights reserved. No part of this document may
be reproduced, stored in a retrieval system, or
transmitted in any form or by any means
without prior written permission from
Montgomery Sisam Architects Inc.
2023-08-16 11:49 PM



DRAWING LIST

ARCHITECTURE
AP0000 COVER SHEET
AP0001 LANDING PAGE
AP0401 PARKING STATISTICS & DETAILS
AP0601 SITE PLAN
AP0602 VEHICLE TRACKING DIAGRAMS
AP0602A VEHICLE TRACKING DIAGRAMS - ACCESSIBLE PARKING
AP0602B VEHICLE TRACKING DIAGRAMS - LIGHT PICKUP TRUCK
AP0603 ENLARGED ELEVATIONS
AP0801 SITE PERSPECTIVES
AP1401 LEVEL 1 - OVERALL PLAN
AP1402 LEVEL 2 - OVERALL PLAN
AP1403 LEVEL 3 - OVERALL PLAN
AP1404 LEVEL 4 - OVERALL PLAN
AP1405 LEVEL 5 - OVERALL PLAN
AP1406 LEVEL 6 - OVERALL PLAN
AP1407 LEVEL 7 - OVERALL PLAN
AP2201 BUILDING ELEVATIONS
AP2202 BUILDING ELEVATIONS
AP3201 BUILDING SECTIONS
AP3202 BUILDING SECTIONS



KEYPLAN

#	DATE	REVISION
2	2023-08-16	ISSUED FOR SPK SUBMISSION
1	2023-04-01	ISSUED FOR SPK SUBMISSION
0	2023-04-01	ISSUED FOR TECHNICAL SUBMISSION

All drawing and specifications are the property of the architect. The contractor shall verify all dimensions and information on site and report any discrepancy to architect before proceeding.

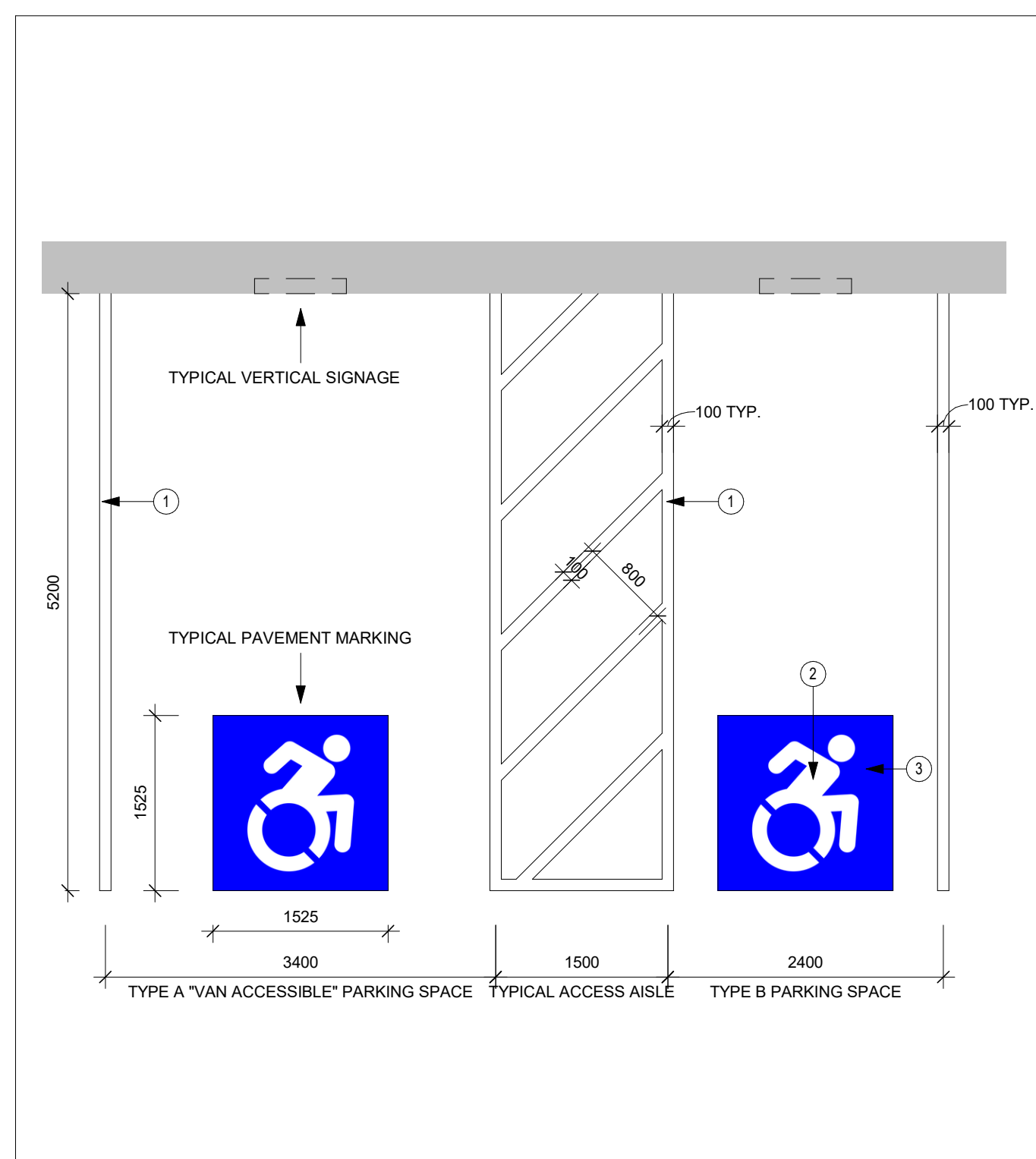
1Door4Care: CHEO Integrated Treatment Centre: Parking Garage

401 Smyth Road, Ottawa ON

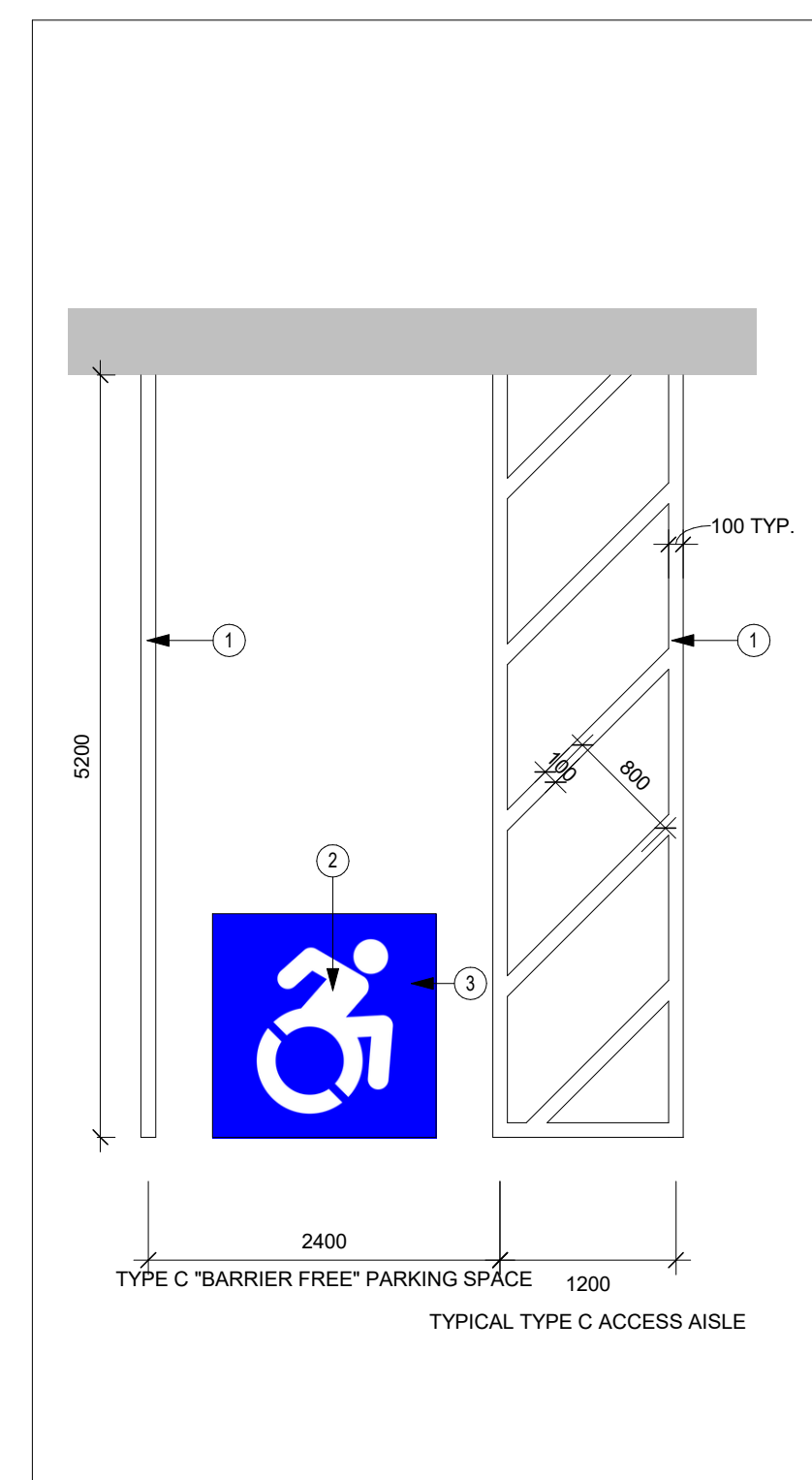
LANDING PAGE

SCALE:
DRAWN BY: VP
REVIEWED BY: JCU/D
JOB NUMBER: 2021-0801-19
PLOT DATE: 2023-08-16

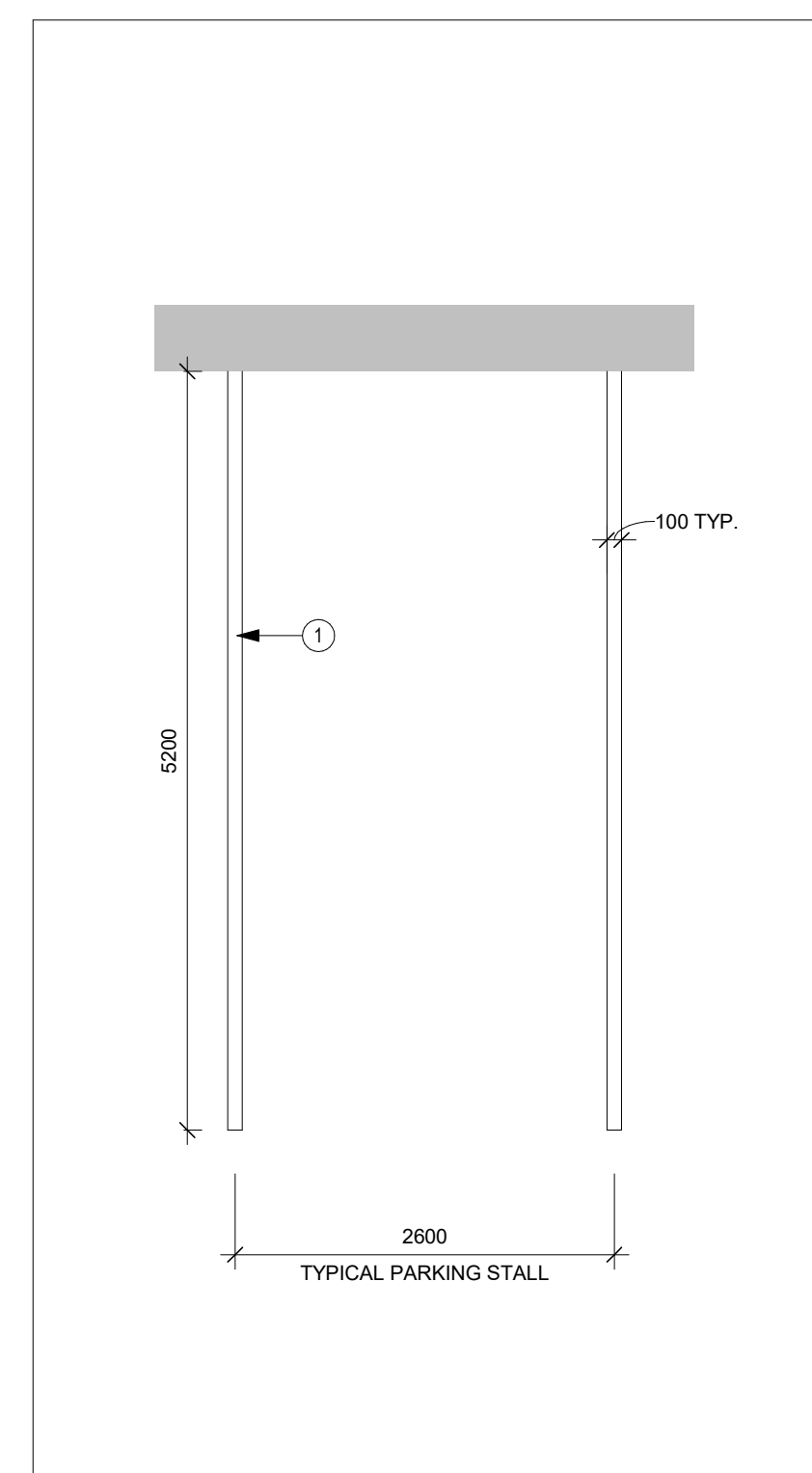
DRAWING NUMBER: AP0001



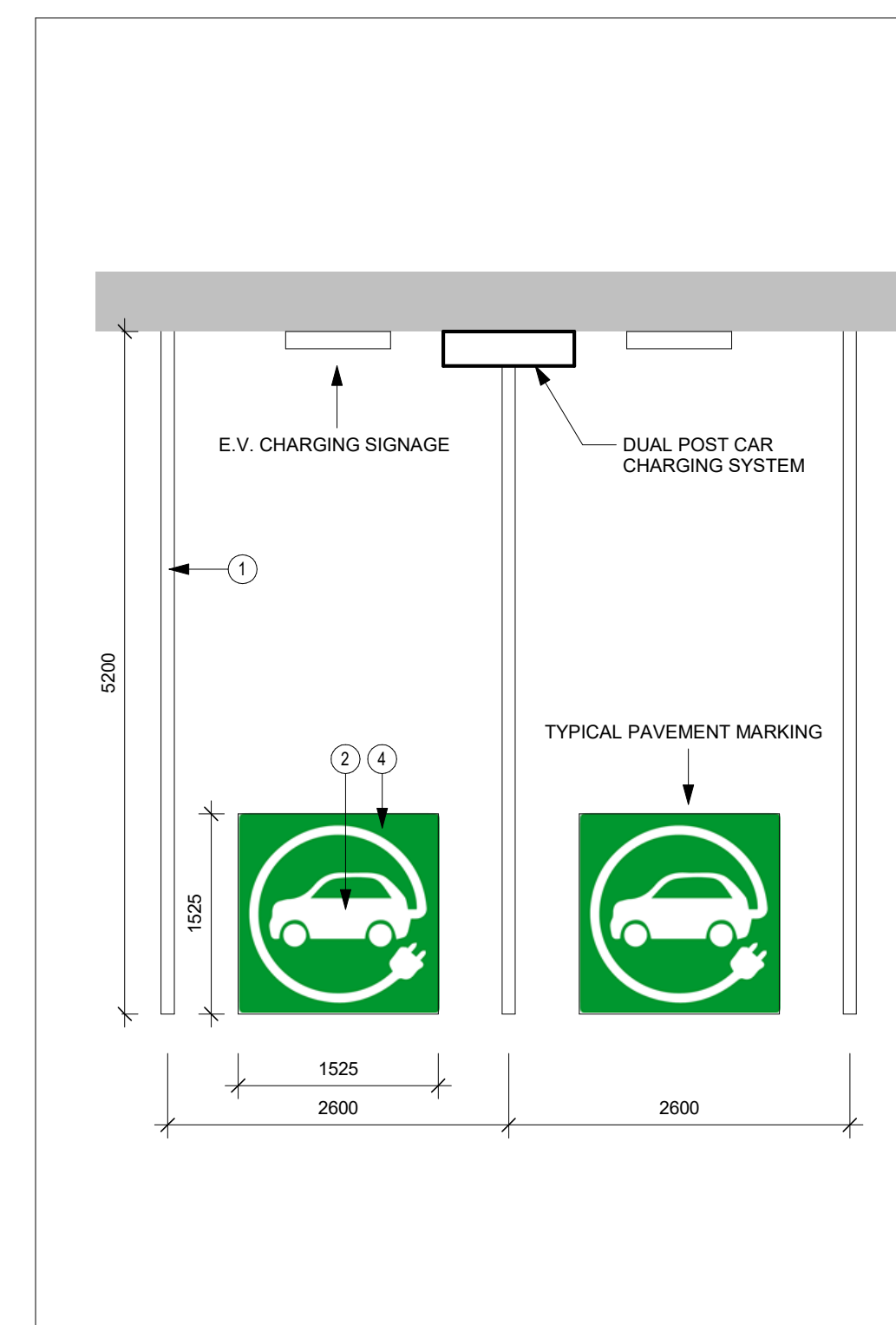
1 LINE PAINTING - BARRIER FREE TYPE A & B
AP0401 Scale: 1:50



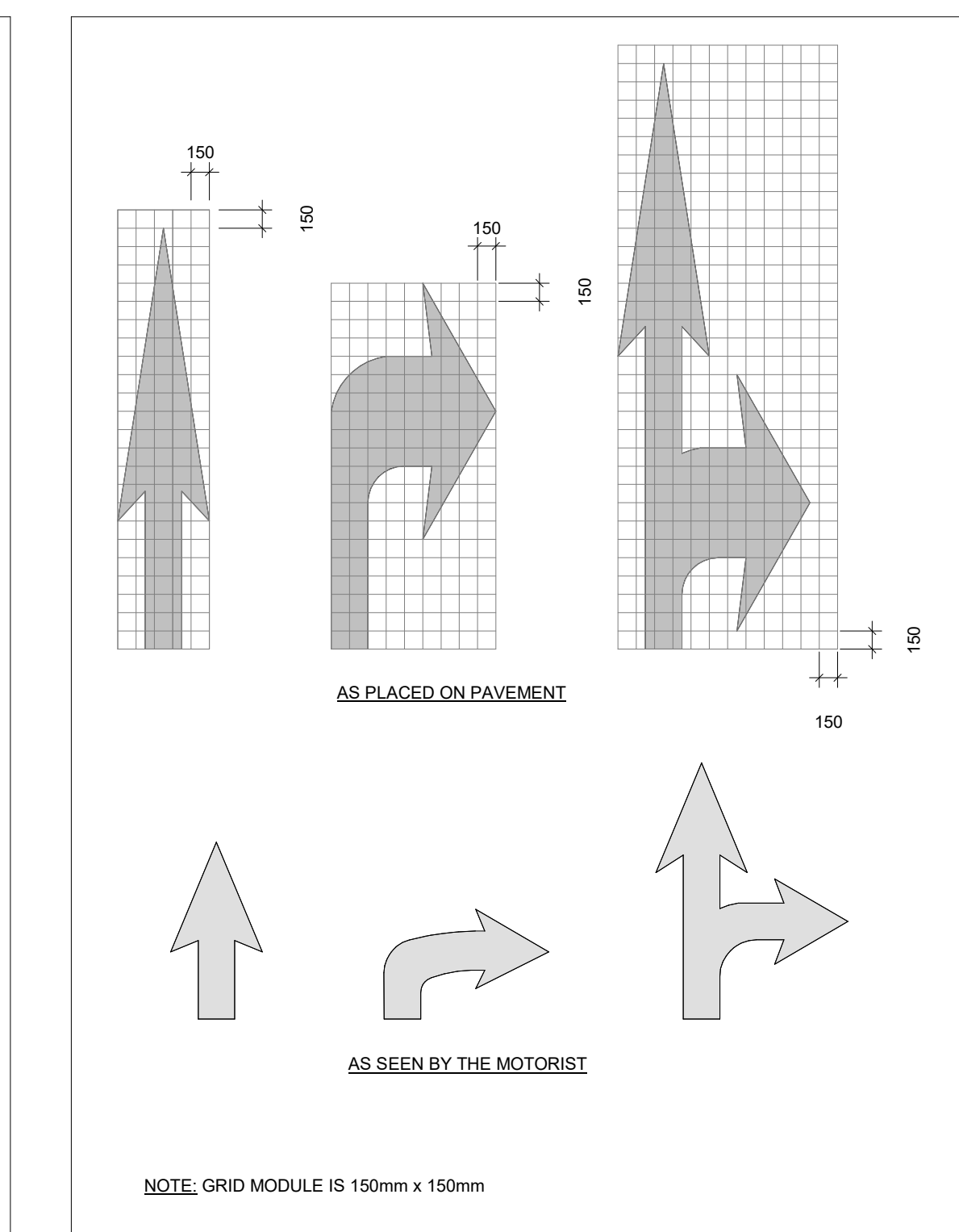
2 LINE PAINTING - TYPE C
AP0401 Scale: 1:50



3 LINE PAINTING - REGULAR
AP0401 Scale: 1:50



4 LINE PAINTING - ELECTRIC VEHICLES
AP0401 Scale: 1:50



5 LINE PAINTING - DIRECTIONAL ARROWS
AP0401 Scale: 1:50

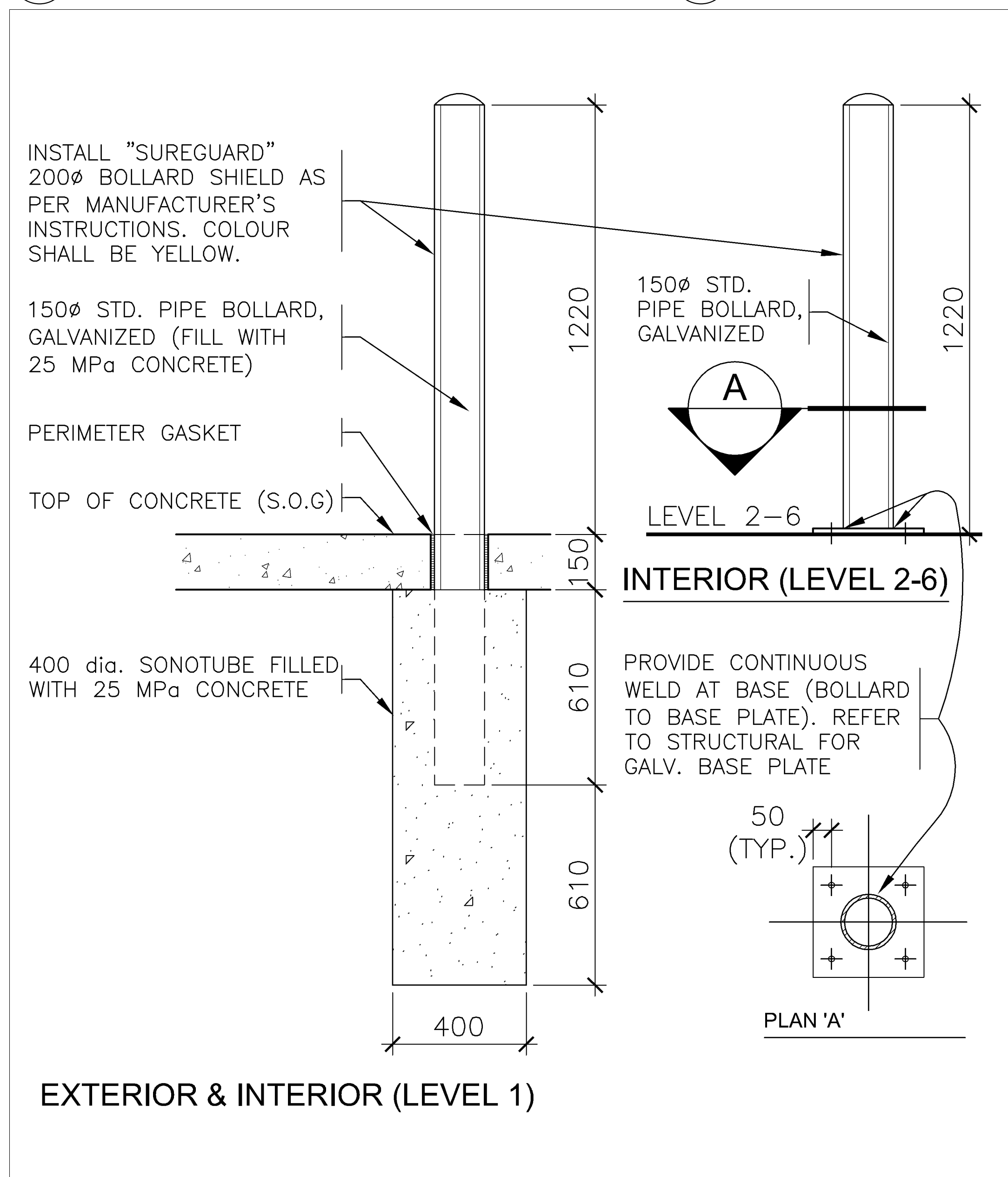
- PAINT COLOUR LEGEND**
- ① YELLOW - PARKING LANES, PARKING ISLANDS, RESTRICTED AREAS
 - ② WHITE WITH REFLECTIVE GLASS BEADS
 - ③ BLUE PANTONE PMS 2935C - DIRECTIONAL ARROWS, STOP LANES, PEDESTRIAN CROSSWALK LINES
 - ④ BLUE PANTONE PMS 2935C - BARRIER FREE PARKING SYMBOL
 - ⑤ GREEN PANTONE PMS 354C - ELECTRIC VEHICLE PARKING SYMBOL

PARKING COUNTS:

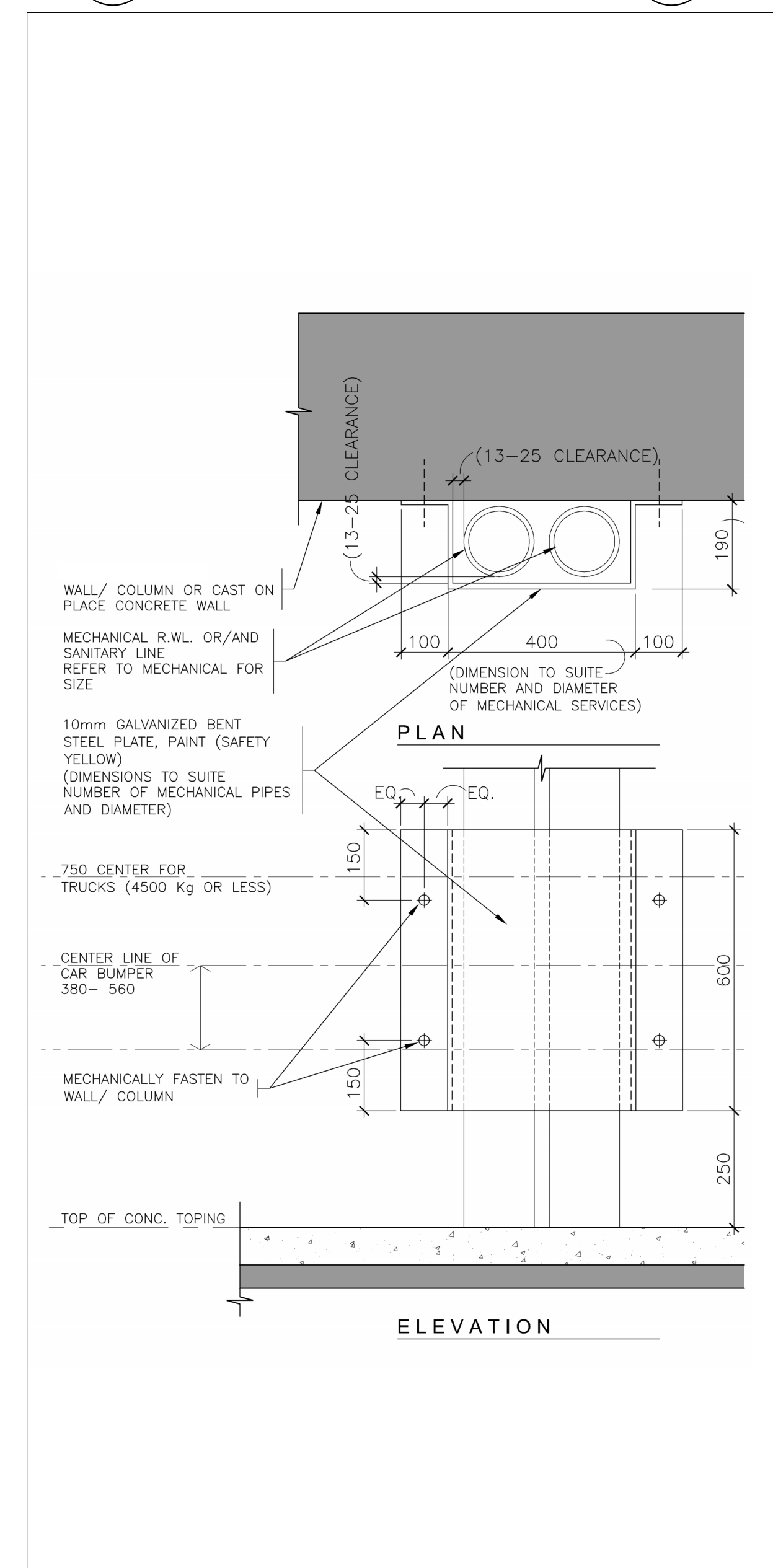
Parking Schedule		
Description	Type	Count
Level 01		
Barrier Free - Type B	Parking - 2.4m x 5.2m	52
Regular Parking Stall	Parking - 2.6m x 5.2m	61
Barrier Free - Type A (Van Accessible)	Parking - 2.4m x 5.2m	12
Level 01: 65		
Level 01a		
Regular Parking Stall	Parking - 2.6m x 5.2m	3
Level 01a: 3		
Barrier Free - Type B	Parking - 2.4m x 5.2m	18
Regular Parking Stall	Parking - 2.6m x 5.2m	106
Barrier Free - Type C	Parking - 2.4m x 5.2m	22
Level 02: 146		
Level 03		
Regular Parking Stall	Parking - 2.6m x 5.2m	136
Barrier Free - Type C	Parking - 2.4m x 5.2m	20
Level 03: 156		
Level 04		
Regular Parking Stall	Parking - 2.6m x 5.2m	162
Level 04: 162		
Level 05		
Regular Parking Stall	Parking - 2.6m x 5.2m	163
Level 05: 163		
Level 06		
Regular Parking Stall	Parking - 2.6m x 5.2m	163
Level 06: 163		
Level 07: 163		
Regular Parking Stall	Parking - 2.6m x 5.2m	163
Level 07: 163		
Grand Total: 1090		

Parking Schedule - Total (By Type)		
Description	Type	Count
Barrier Free - Type A (Van Accessible)	Parking - 2.4m x 5.2m	12
Barrier Free - Type B	Parking - 2.4m x 5.2m	60
Barrier Free - Type C	Parking - 2.4m x 5.2m	42
Regular Parking Stall	Parking - 2.6m x 5.2m	566
TOTAL VEHICLE PARKING		1090

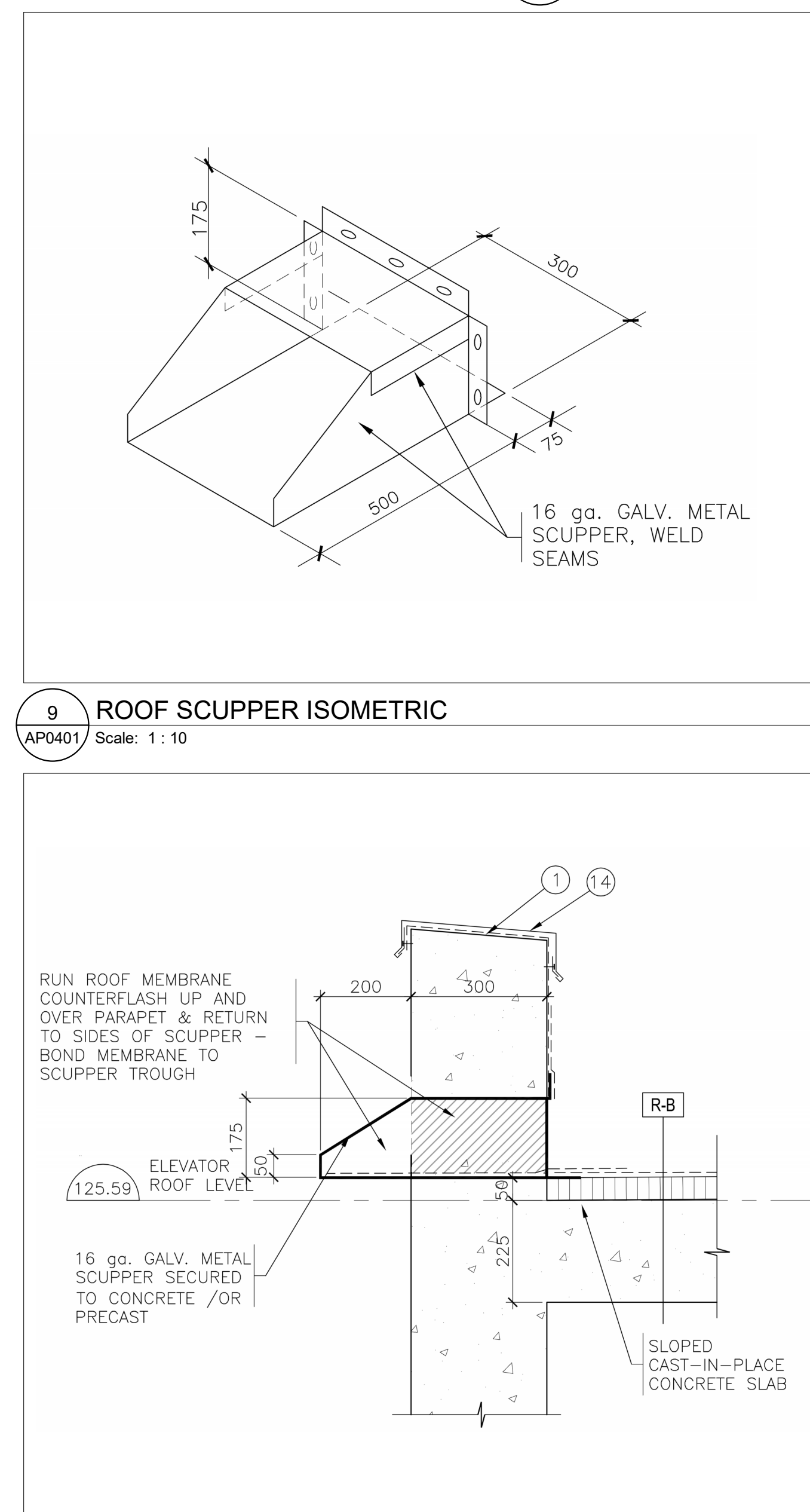
Parking Schedule - Motorcycle		
Level	Count	
Level 01	1	
Level 02	1	
Level 03	1	
Level 04	1	
Level 05	1	
Level 06	1	
Grand Total: 6		




7 FIXED AND SURFACE MOUNTED BOLLARDS
AP0401 Scale: 1:10



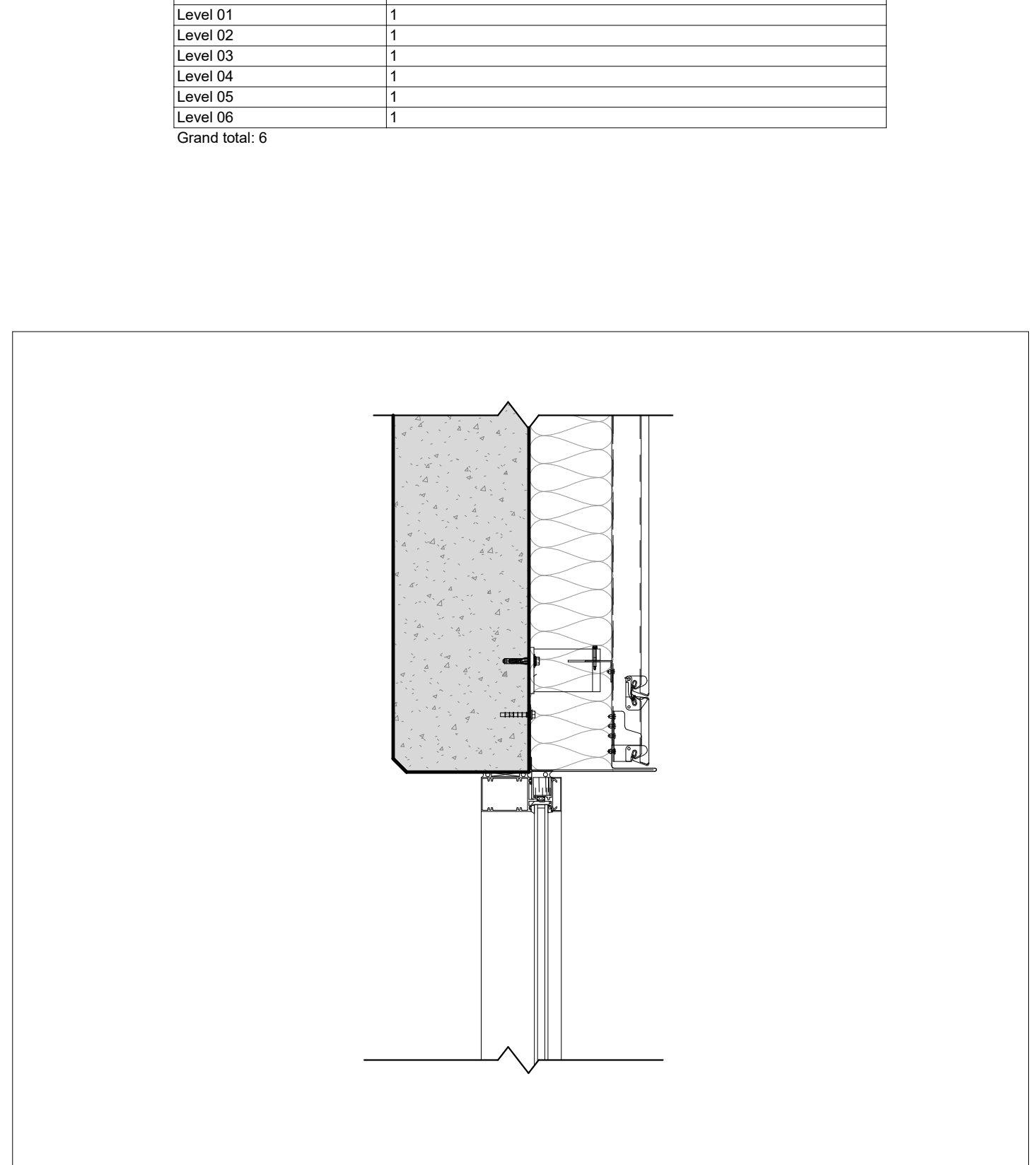
8 BENT STEEL PLATE TO PROTECT SERVICES
AP0401 Scale: 1:10



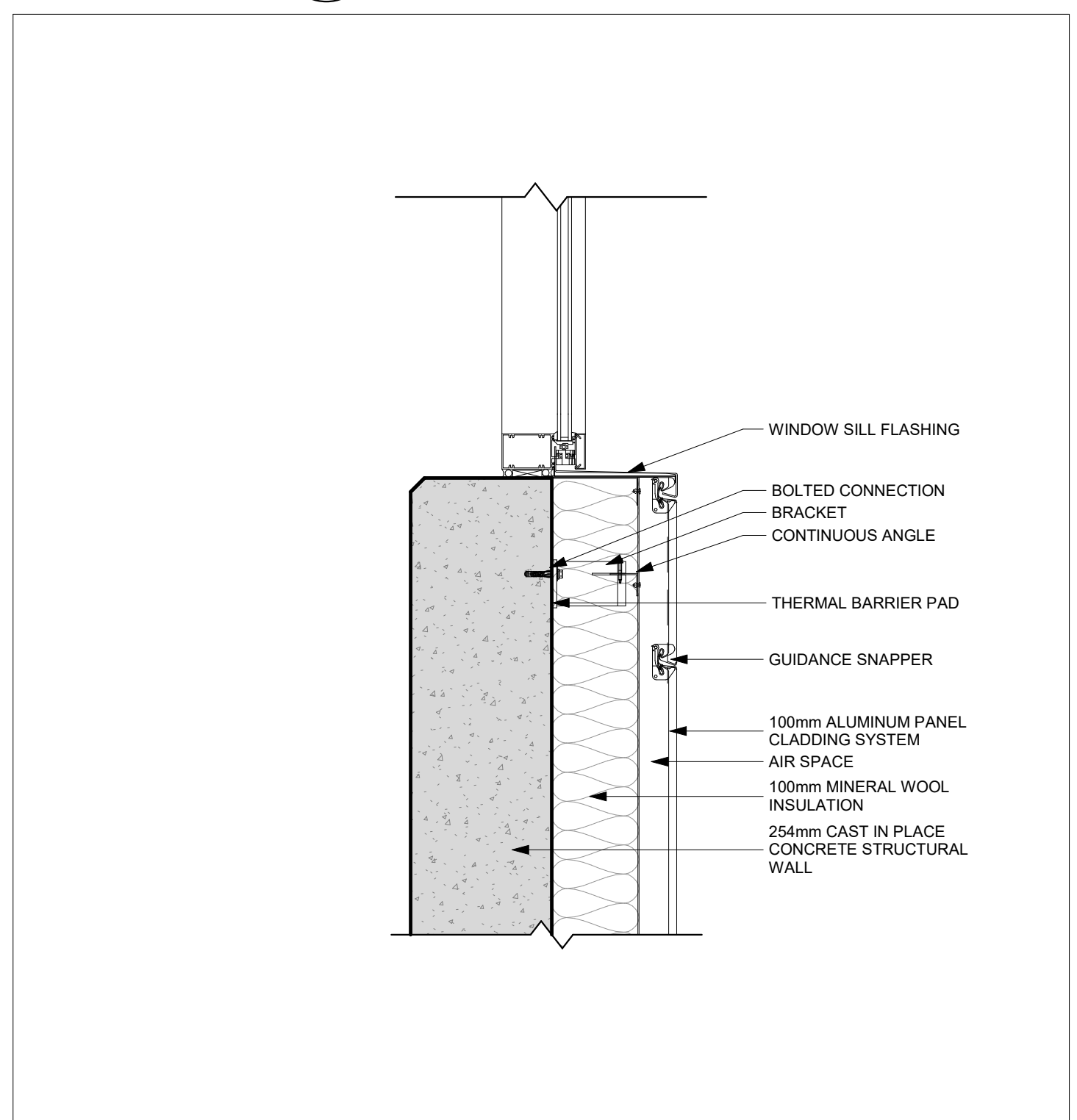
9 ROOF SCUPPER ISOMETRIC
AP0401 Scale: 1:10



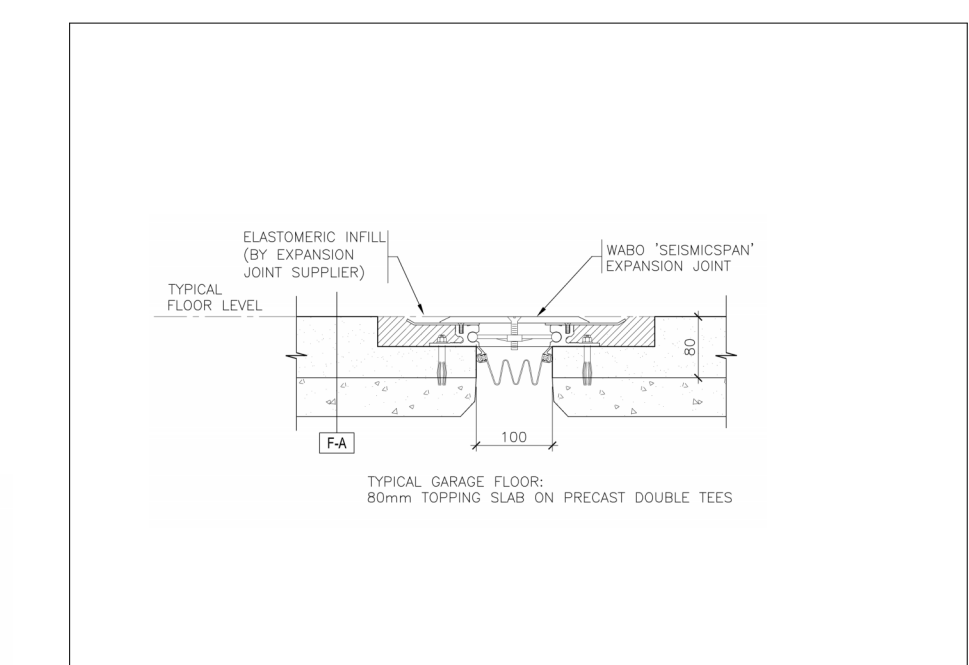
11 ROOF SCUPPER
AP0401 Scale: 1:10



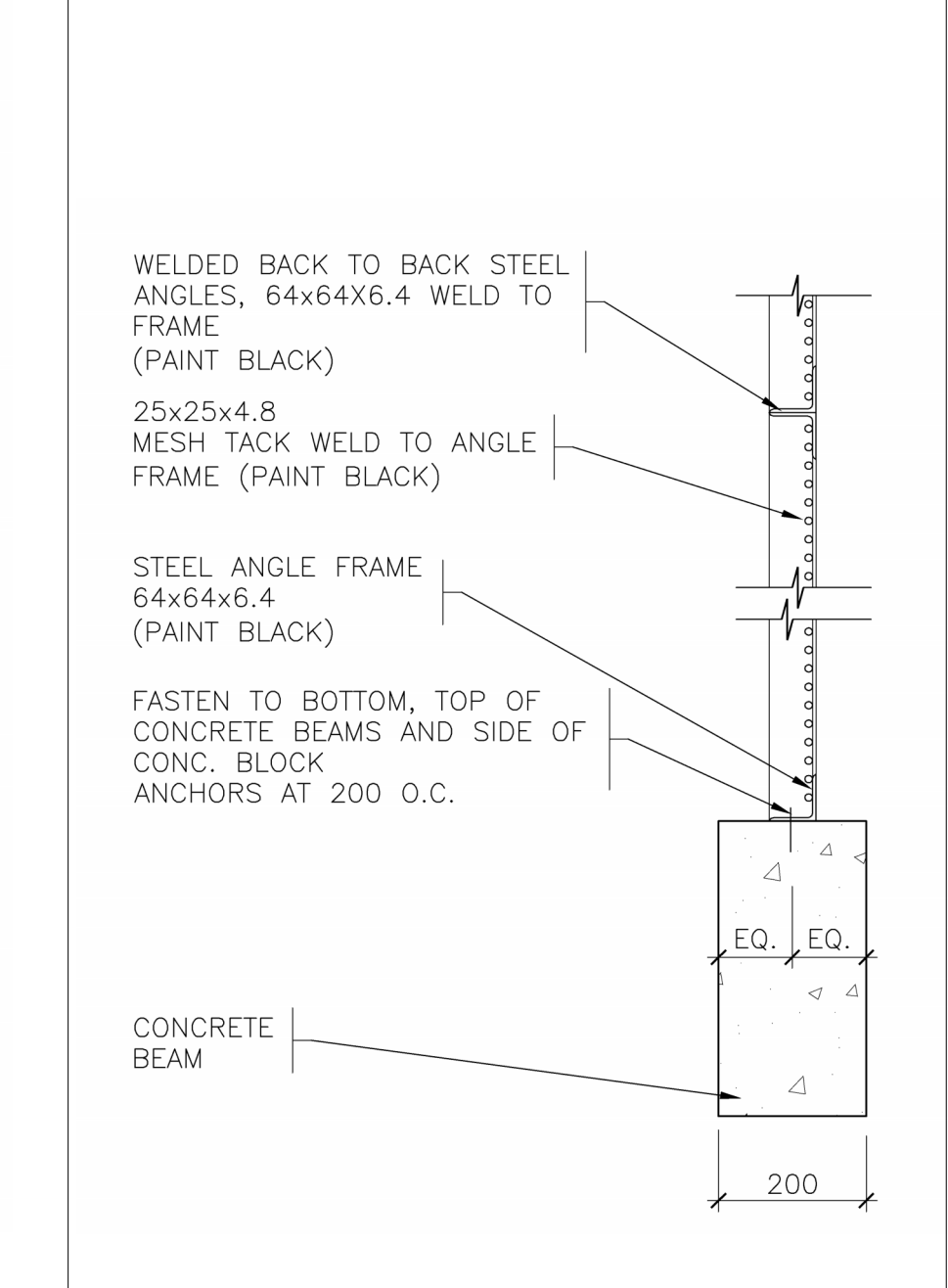
13 SECTION DETAIL - WINDOW HEAD
AP0401 Scale: 1:10



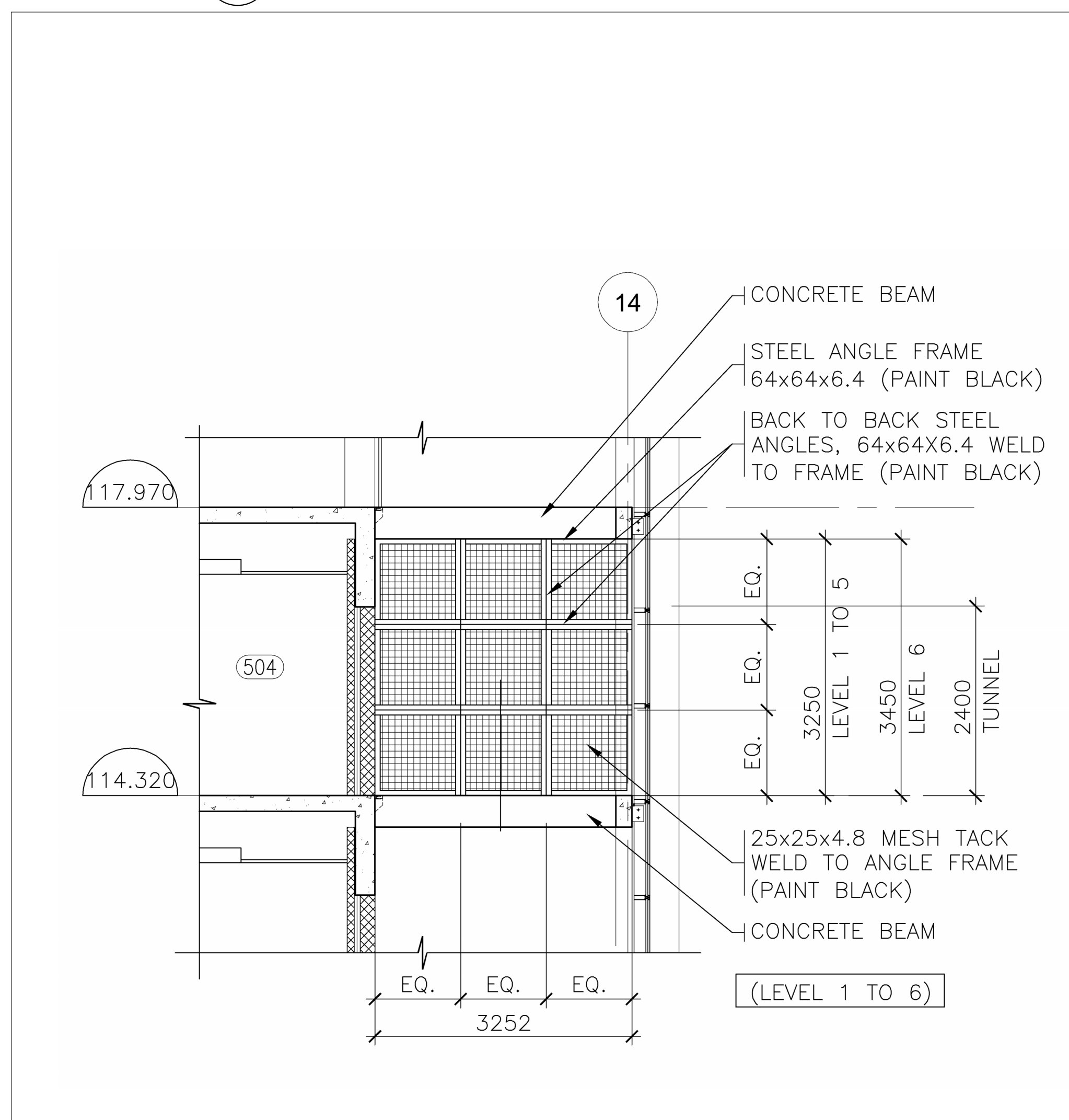
18 SECTION DETAIL - WINDOW SILL
AP0401 Scale: 1:10



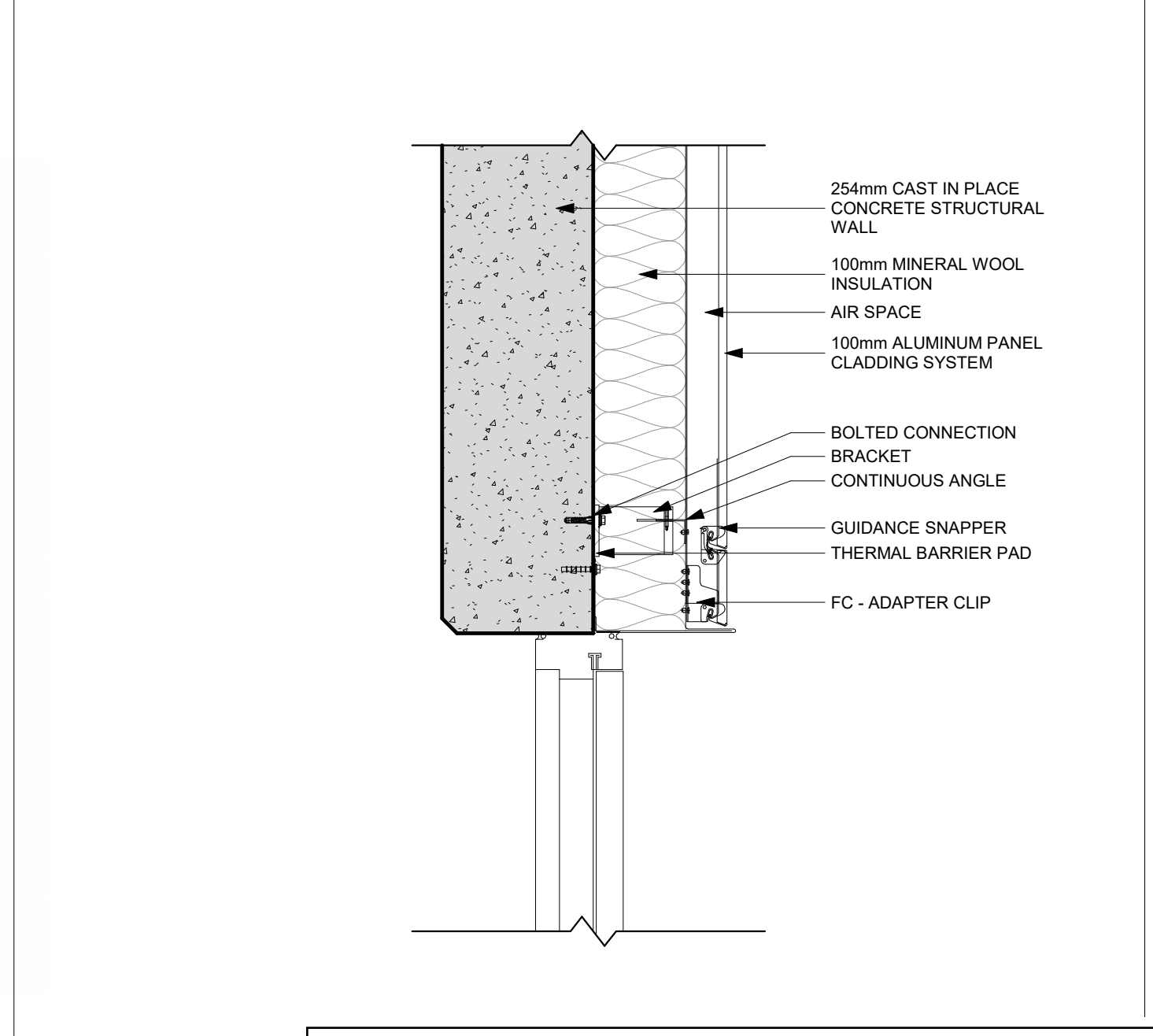
17 VEHICLE DECK EXPANSION JOINT
AP0401 Scale: 1:10



19 ELEVATOR SHAFT DIVIDER WALL DTL
AP0401 Scale: 1:10



14 ELEVATOR SHAFT DIVIDER WALL
AP0401 Scale: 1:50



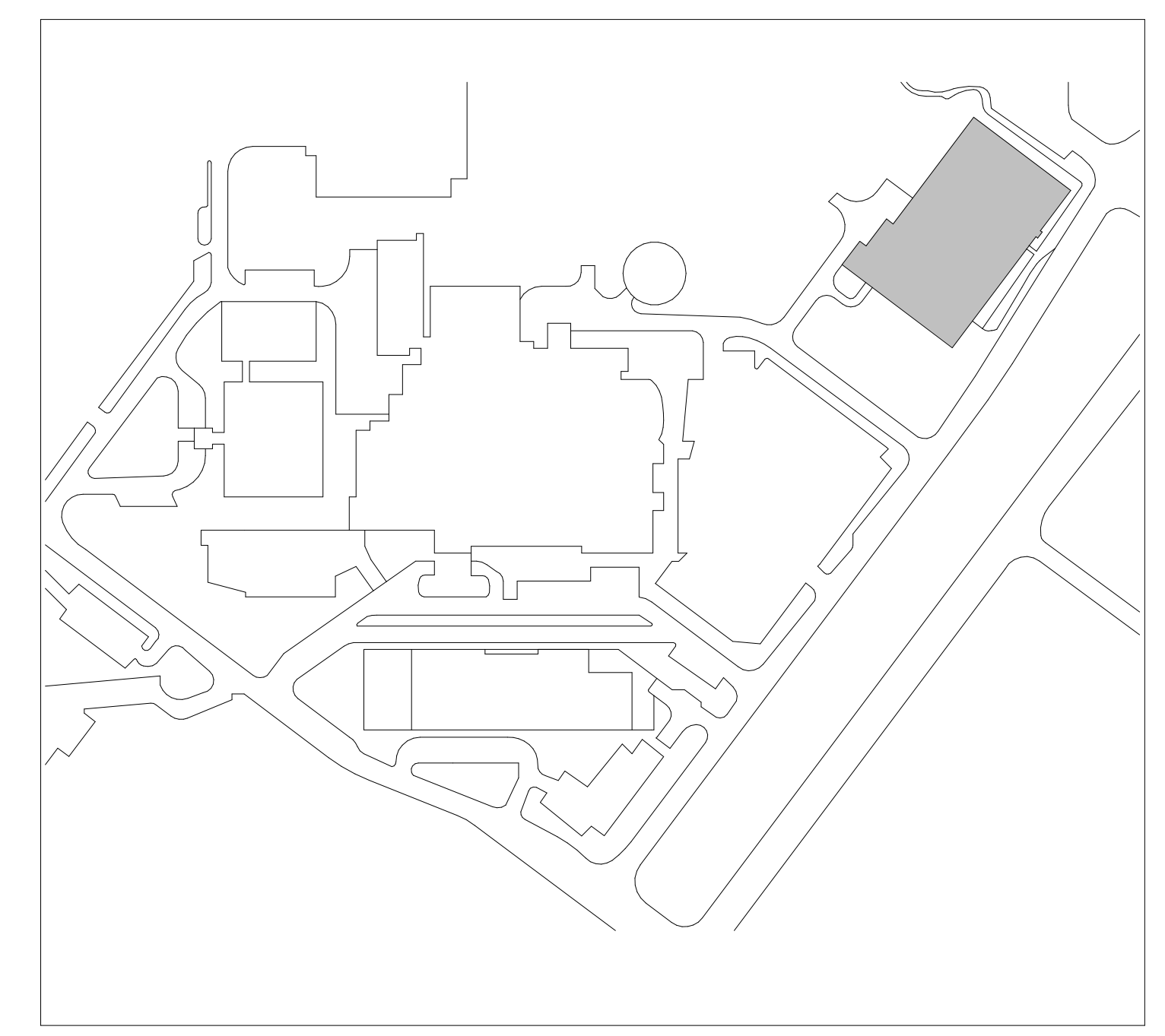
20 SECTION DETAIL - WINDOW SILL
AP0401 Scale: 1:10



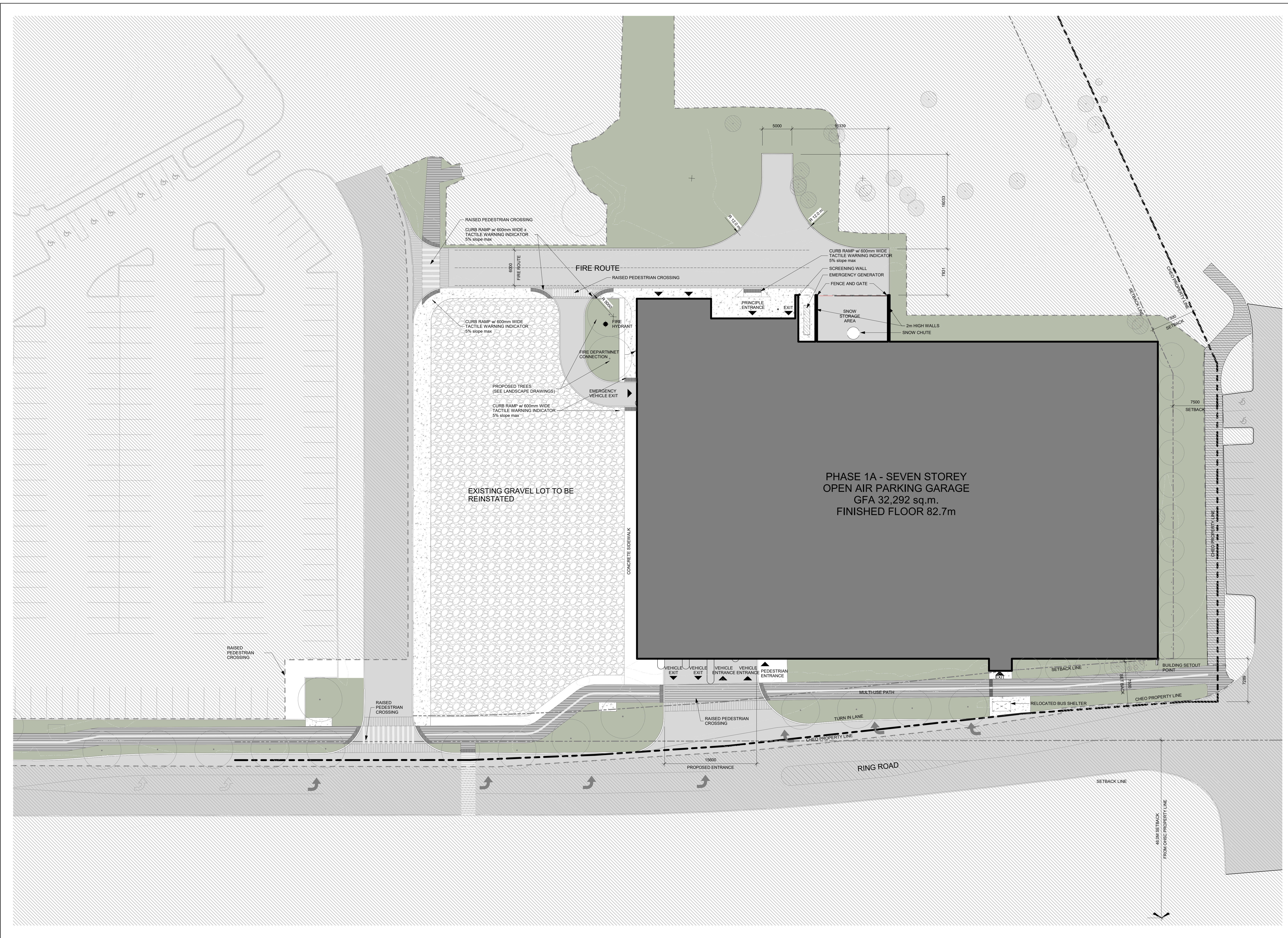
4 CHEO - 1DOOR4CARE REFERENCE IMAGE
AP0601 Scale: 1:1



3 CHEO PARKING GARAGE CONCEPTUAL RENDERING
AP0601 Scale: 1:1



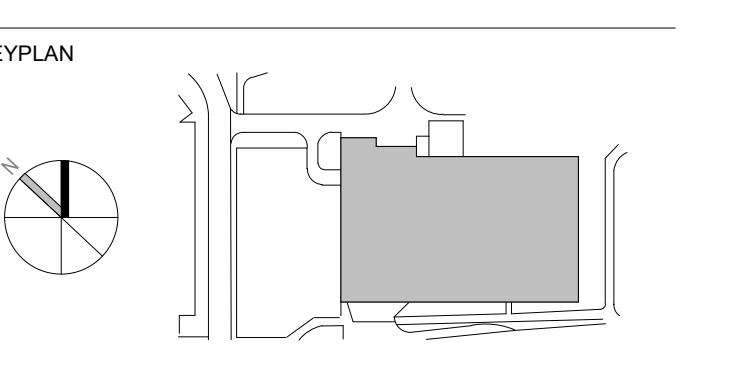
2 KEY SITE PLAN
AP0601 Scale: 1:2500



1 SITE PLAN - PARKING GARAGE PHASE 1A
AP0601 Scale: 1:250

SITE STATISTICS

Site Description:	PIN 04258-0401 (LT) Part of Lot 15, Concession Junction Gore Geographic Township of Gloucester Part 4 & 5 Registered Plan 5R-10411 City of Ottawa Parcel 12(370) F(1.5)	
Assigned Address	401 Smyth Road, Ottawa ON	
Zoning By-Law	Ottawa Zoning By-law 2008-250	
Use	Wide range of uses including but not limited to community health and resource centre, daycare, hospital, parking garage, residential care facility and school	
Zoning Category	I2-Major Institutional Zone	Wide range of uses including but not limited to community health and resource centre, daycare, hospital, parking garage, residential care facility and school
Proposed Use	Seven storey Parking Garage	
Definition: Parking Garage	Parking garage means a building used for the parking of four or more motor vehicles, but excludes a parking garage accessory to a detached, linked-detached, semi-detached, or duplex dwelling. (garage de stationnement)	
Areas	Proposed	Required
Minimum Lot Width (m)	140 (Lot E)	No Minimum
Minimum Lot Area (m ²)	11000	No Minimum
Building Area (m ²)	4807	-
Parking	Proposed	Required
Parking Garage Total	1055	-
Accessible Parking (Min)	94	22
Type A	12	11
Type B	40	11
Type C (same as Type B)	42	-
Motorcycle	6	-
Bicycle Parking (Min)	Provided by 1Door4Care	5
Loading Spaces (Min)	Provided by 1Door4Care	2
Electric Vehicle Charging Spots	20	-
Site Coverage	Proposed	Required
Lot Coverage (Max)	44%	No Restriction
% Landscape area (Min)	-	-
Landscape Buffer to Street (Min)	3	3
% Outdoor Storage	0%	0%
% Utility Service Yard	0%	0%
Floor Space Index	1.5 (Site Specific)	-
Setbacks	Proposed	Required
Front Yard (m)	7.5	7.5
Rear Yard (m)	Greater than 7.5	7.5
Interior Side Yard (m)	N/A	7.5
Exterior Side Yard (m)	7.5	7.5
Height	Proposed	Required
Max Principal Bldg. (m)	25.6m	Within 12m. of an R1, R2 or R3 zone - 15 Other Cases - No Maximum
Parking Dim's	Proposed	Required
Standard (m)	2.6m x 5.2m	2.6m x 5.2m
Type A	3.4m x 5.2m	3.4m x 5.2m
Type B	2.4m x 5.2m	2.4m x 5.2m
Type C	2.4m x 5.2m	2.4m x 5.2m
Motorcycle	1.3m x 3.0m	1.3m x 3.0m
Loading Space Dim's	3.5m x 9.0m	3.5m x 9.0m
Bicycle Space	0.6m x 1.8m	0.6m x 1.8m
Conservation Authority	Rideau River Conservation Authority Not a Regulated Zone	
Notes	7.5m Front Yard Setback from CHEO property line 46m Front Yard Setback from OHSC Property line	



2 2023-08-16 ISSUED FOR SPIC SUBMISSION
1 2023-07-31 ISSUED FOR SPIC SUBMISSION
0 2023-04-20 ISSUED FOR TECHNICAL SUBMISSION
DATE REVISIONS

ONARIO ASSOCIATION OF ARCHITECTS
ARCHITECTS
JASON CHANG
LICENCE #892

All drawing and specifications are the property of the architect. The contractor shall verify all dimensions and information on site and report any discrepancy to architect before proceeding.

1Door4Care: CHEO Integrated Treatment Centre: Parking Garage

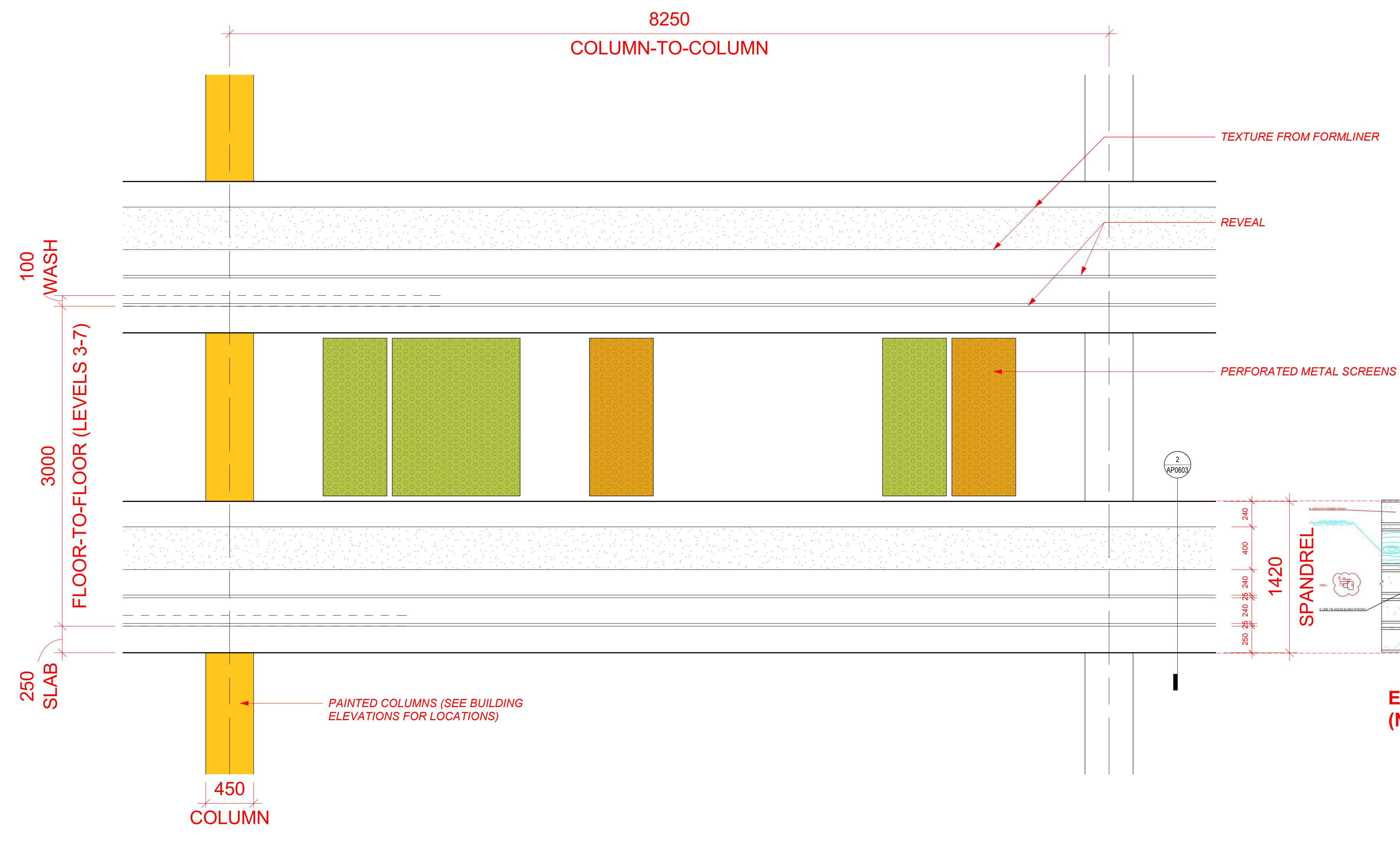
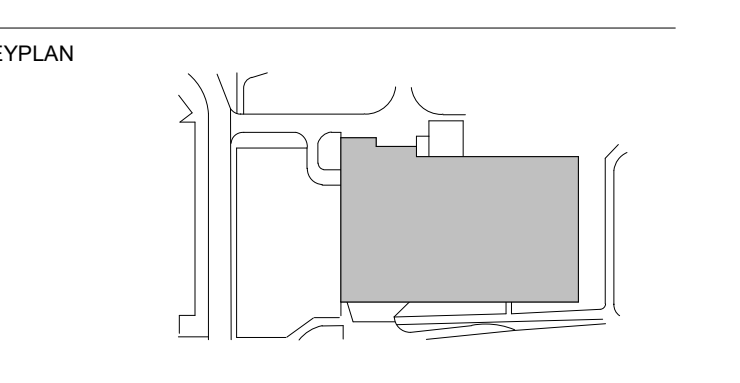
401 Smyth Road, Ottawa ON

SITE PLAN

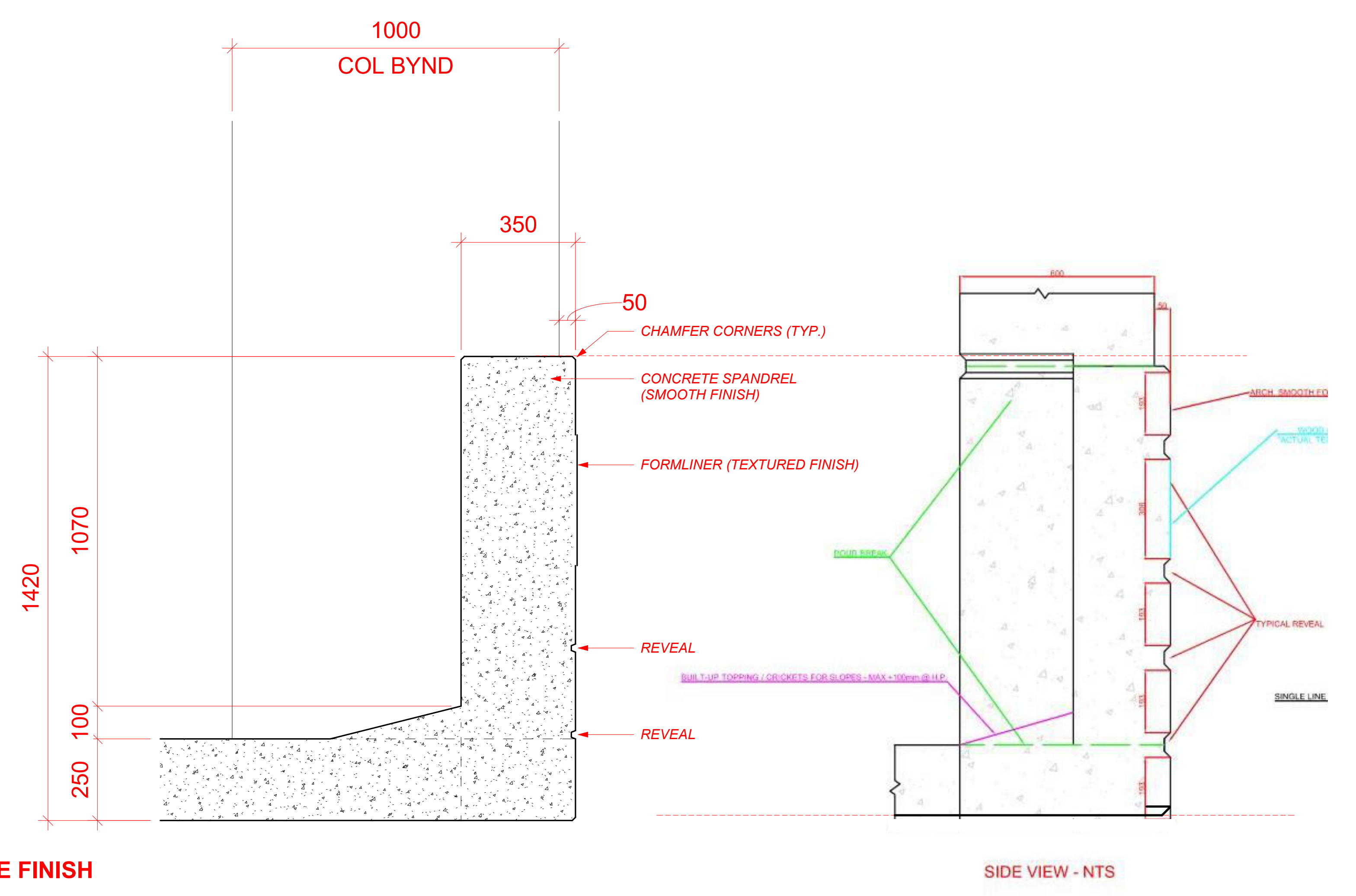
scale: As Indicated
drawn by: NV
reviewed by: JCU/DV
job number: 2021-0801-19
plot date: 2023-08-16
drawing number: AP0601

City of Ottawa File No. D07-12-22-0170
City of Ottawa Plan No. 18912

Property Boundary by:
Annis, O'Sullivan, Vollebakk LTD.
14 Concourse Gate, Suite 500 Nepean, Ont. K2E 7S6

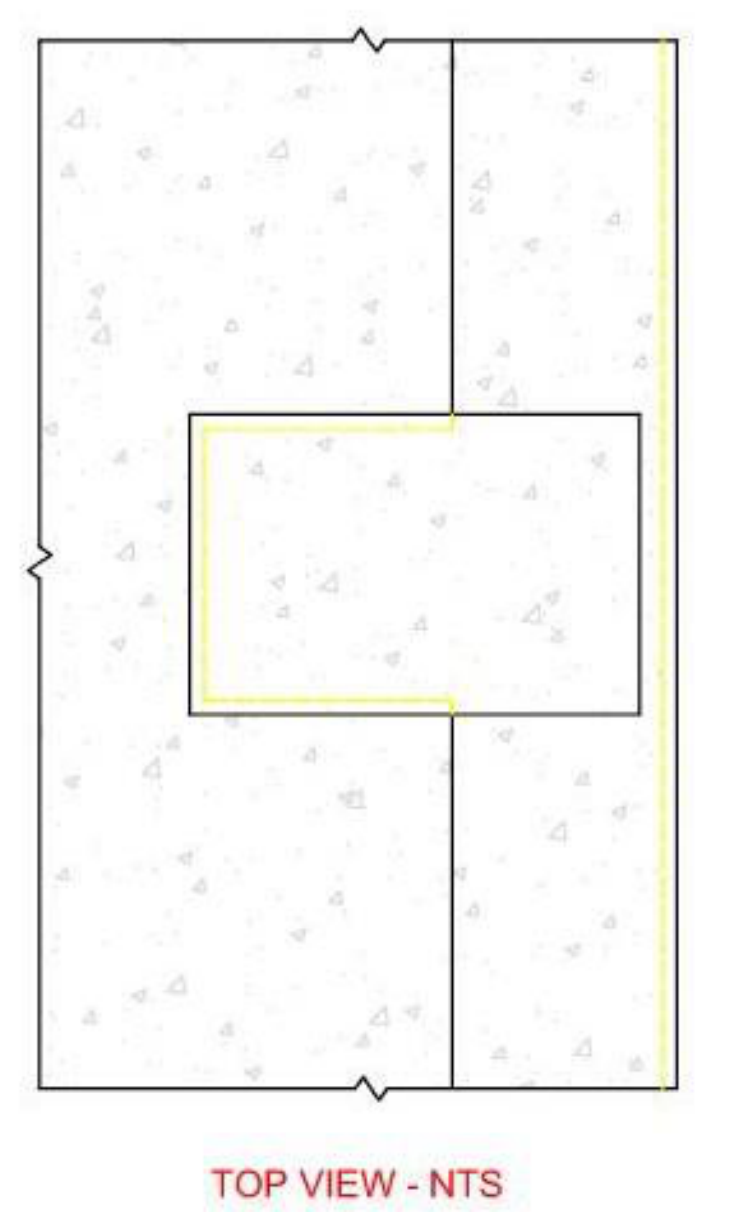


1 SPANDREL ELEVATION
Scale: 1 : 25



2 SPANDREL SECTION
Scale: 1 : 10


EXPOSED NATURAL CONCRETE FINISH (NO PAINT)



WOODGRAIN STRIP INTEGRATED WITH FORMWORK PANEL - MOCKUPS TO BE PROVIDED




COLORED PERFORATED METAL



Please turn over for notes regarding this product.

1DOOR4CARE COLOURS



NOTE - ABOVE OPTIONS PRESENTED FOR REVIEW - FINAL SELECTION SUBJECT TO CA REVIEW AND APPROVAL

City of Ottawa File No. D07-12-22-0170
City of Ottawa Plan No. 18912

1 2023-08-16 ISSUED FOR EPC SUBMISSION
0 2023-07-31 ISSUED FOR 90% DD SUBMISSION
DATE revision:
revisions:
ONTARIO ASSOCIATION OF ARCHITECTS
JASON CHANG
LICENCE 6932
All drawing and specifications are the property of the architect. The contractor shall verify all dimensions and information on site and report any discrepancy to architect before proceeding.

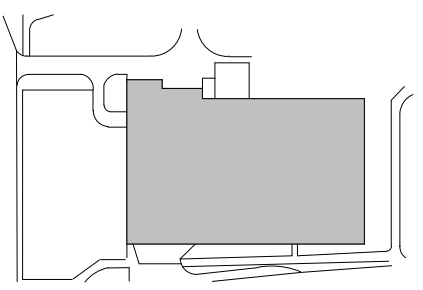
1Door4Care: CHEO Integrated Treatment Centre: Parking Garage

401 Smyth Road, Ottawa ON

ENLARGED ELEVATIONS

scale: As Indicated
drawn by: Author
reviewed by: Checker
job number: 2021-0801-19
plot date: 2023-08-16
drawing number: AP0603


KEYPLAN



1 STREET PERSPECTIVE FROM NORTHWEST (CHEO) - PARKING GARAGE PHASE 1A
AP0801 / Scale:



4 STREET PERSPECTIVE FROM NORTHEAST - PARKING GARAGE PHASE 1A
AP0801 / Scale:



3 STREET PERSPECTIVE FROM SOUTHWEST (RING ROAD) - PARKING GARAGE PHASE 1A
AP0801 / Scale:



2 STREET PERSPECTIVE FROM SOUTHEAST (RING ROAD) - PARKING GARAGE PHASE 1A
AP0801 / Scale:

#	DATE	REVISION
2	2023-08-16	ISSUED FOR SHC SUBMISSION
1	2023-04-11	ISSUED FOR SHC SUBMISSION
0	2023-04-20	ISSUED FOR TECHNICAL SUBMISSION



All drawing and specifications are the property of the architect. The contractor shall verify all dimensions and information on site and report any discrepancy to architect before proceeding.

1Door4Care: CHEO Integrated Treatment Centre: Parking Garage

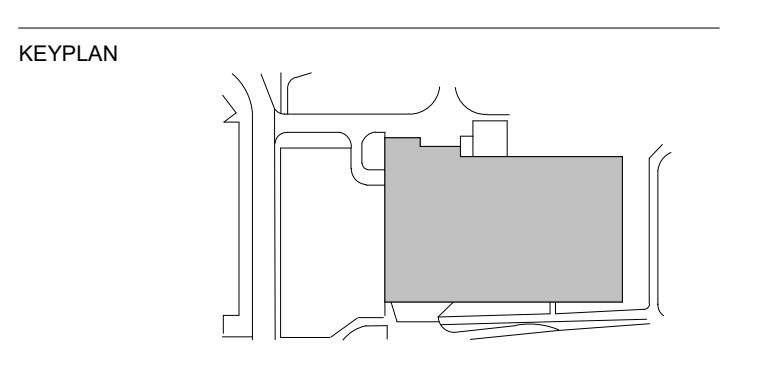
401 Smyth Road, Ottawa ON

SITE PERSPECTIVES

scale:
drawn by: VP
reviewed by: JCU/D
job number: 2021-0801-19
plot date: 2023-08-16

drawing number:
AP0801

City of Ottawa File No. D07-12-22-0170
City of Ottawa Plan No. 18912

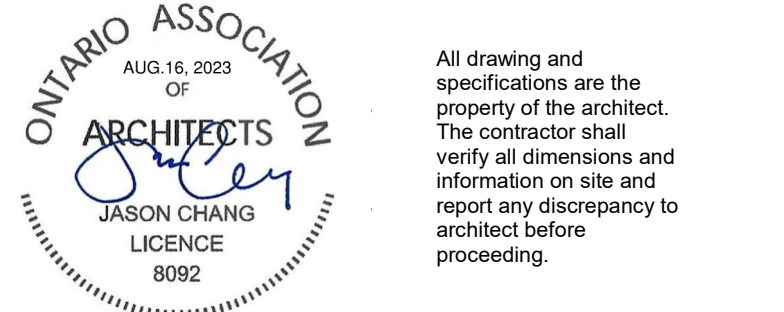


VEHICLE DIMENSIONS - PASSENGER CAR
REF. TAG 1999, AUTOCAD VEHICLE TRACKING PLUGIN



P - Passenger Car
Overall Length 18.37m
Overall Width 6.562m
Overall Body Height 5.111m
Min Body Ground Clearance 0.102m
Track Width 6.562m
Lock-to-lock time 4.00s
Curb to Curb Turning Radius 20.689m

1 2023-08-16 ISSUED FOR EPC SUBMISSION
2 2023-07-31 ISSUED FOR 0% DD SUBMISSION
DATE VERSION

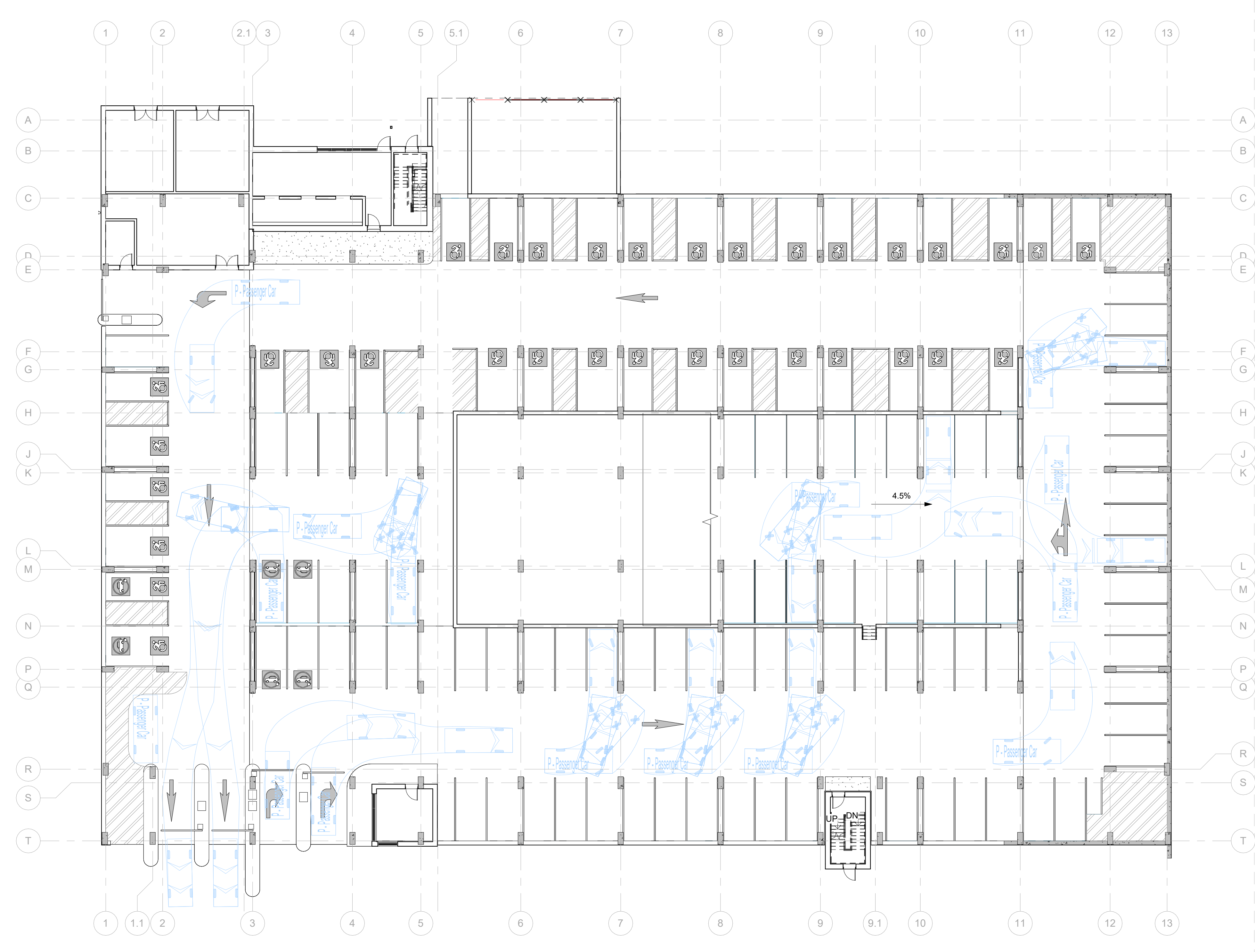


1Door4Care: CHEO Integrated Treatment Centre: Parking Garage

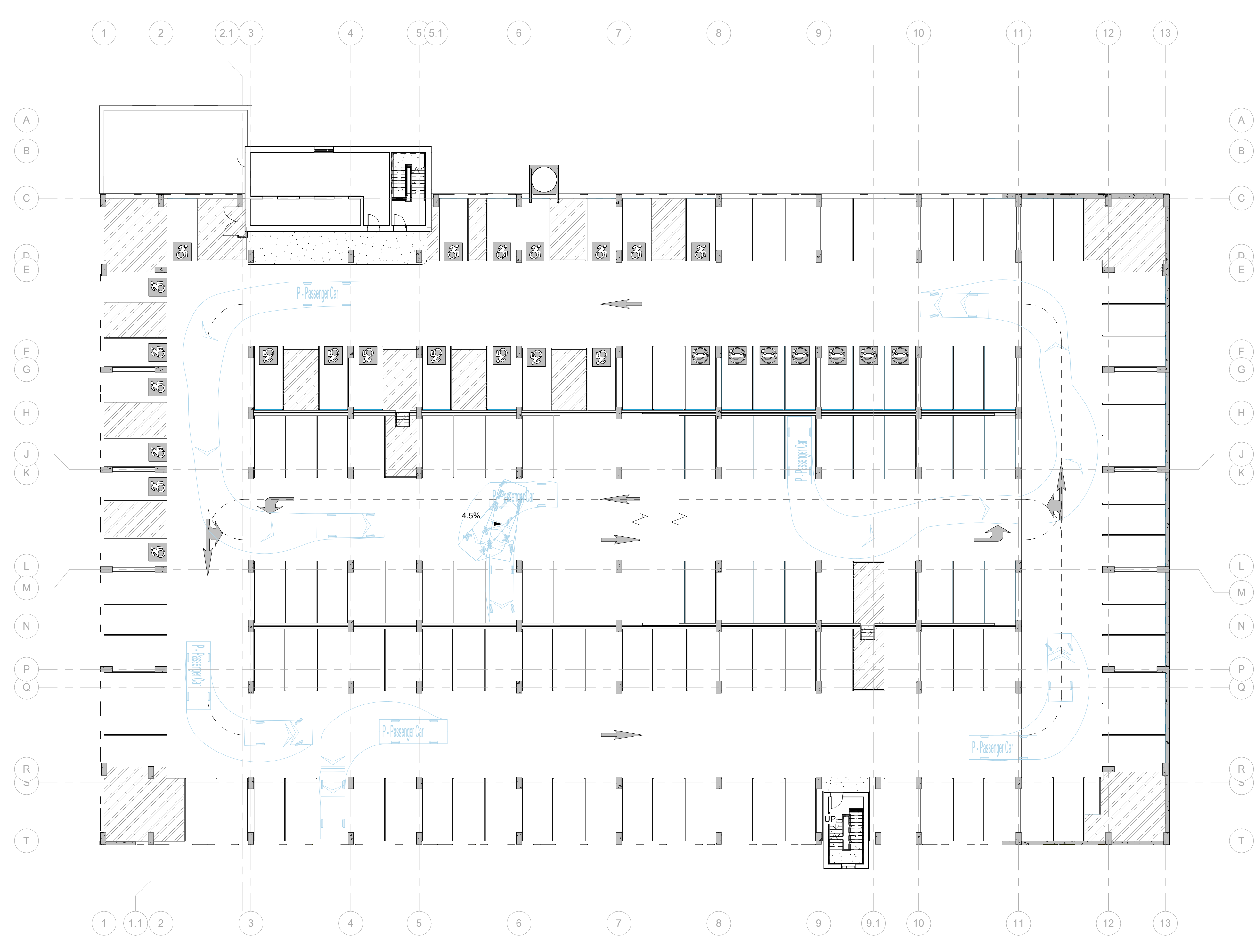
401 Smyth Road, Ottawa ON

VEHICLE TRACKING DIAGRAMS

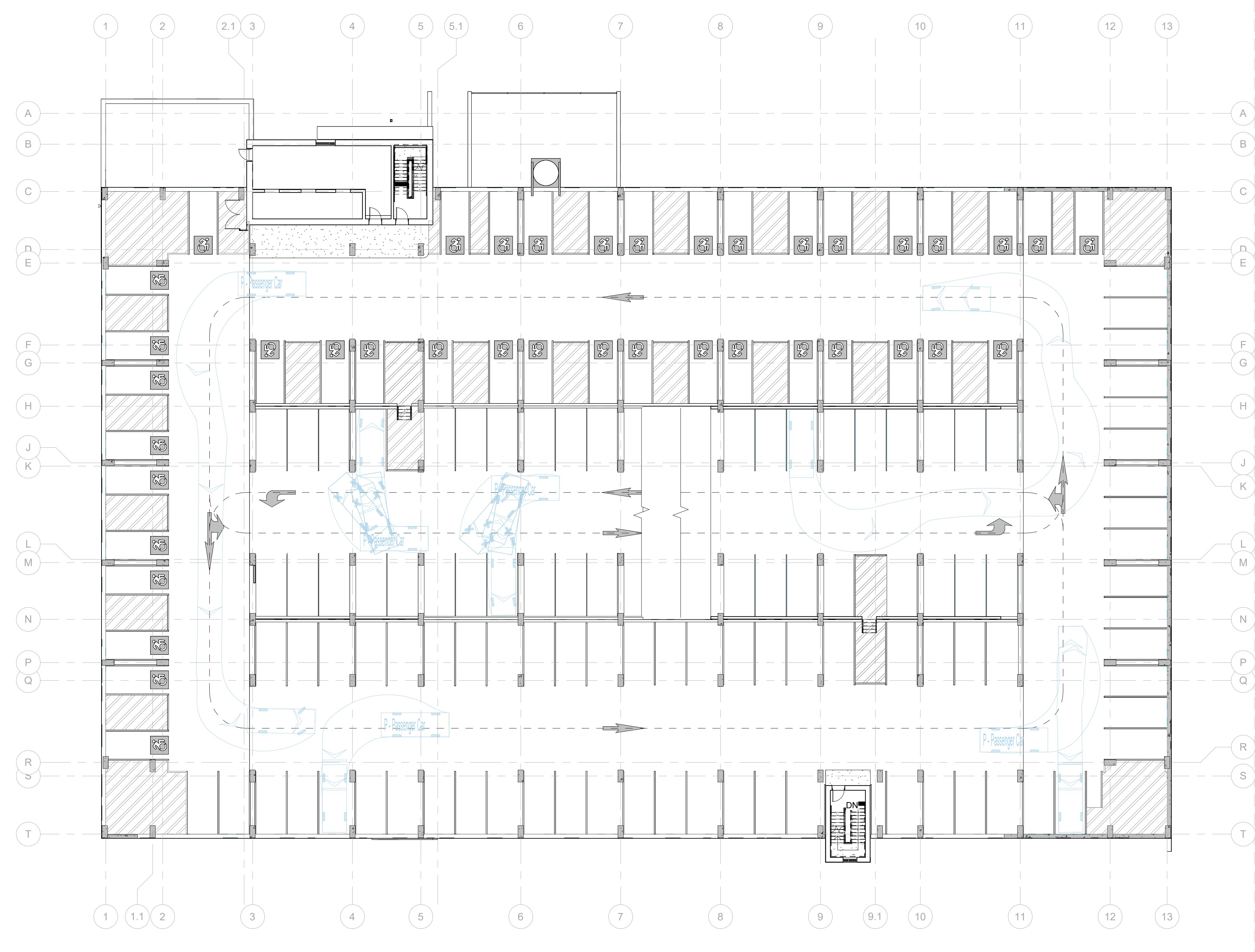
scale: 1:200
drawn by: Author
reviewed by: Checker
job number: 2021-0801-19
plot date: 2023-08-16
drawing number:



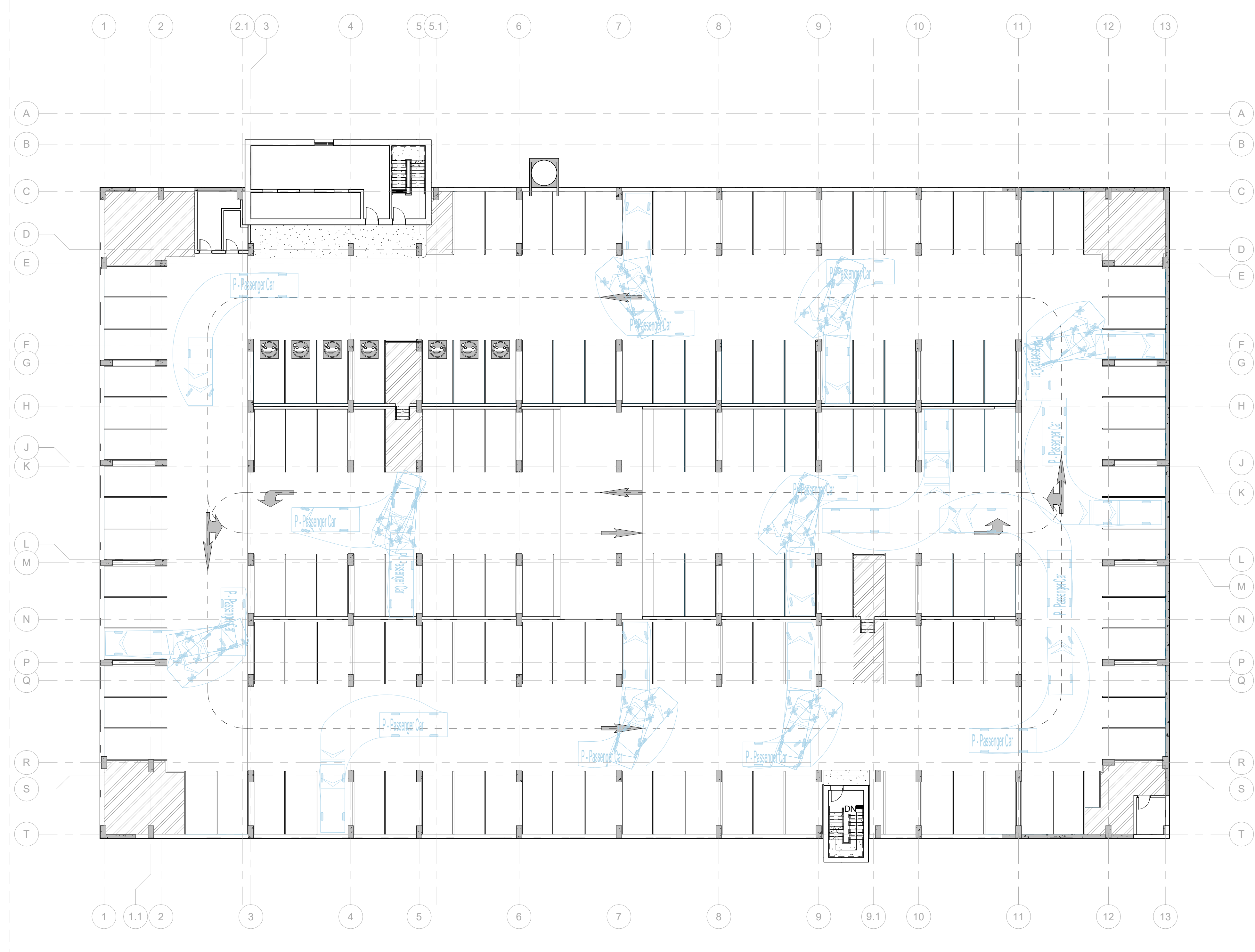
1 Level 01 - VEHICLE TRACKING, PASSENGER CAR
AP0602 Scale: 1:200



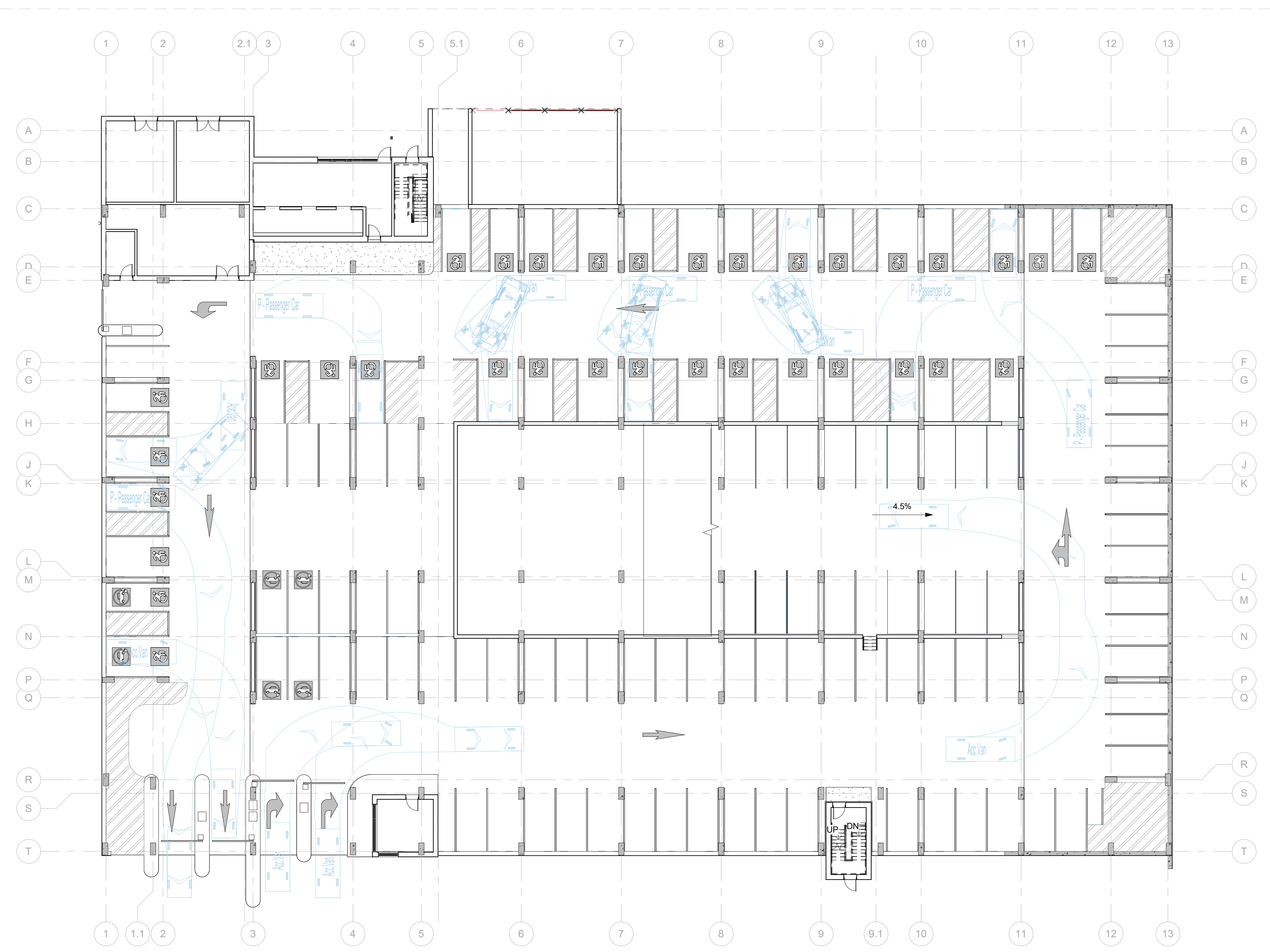
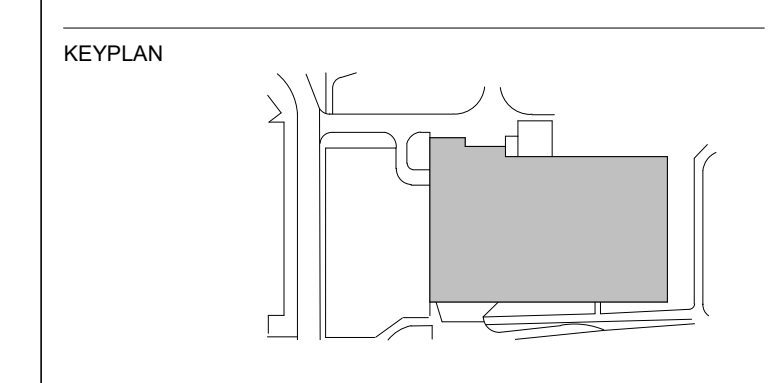
3 Level 03 - VEHICLE TRACKING, PASSENGER CAR
AP0602 Scale: 1:200



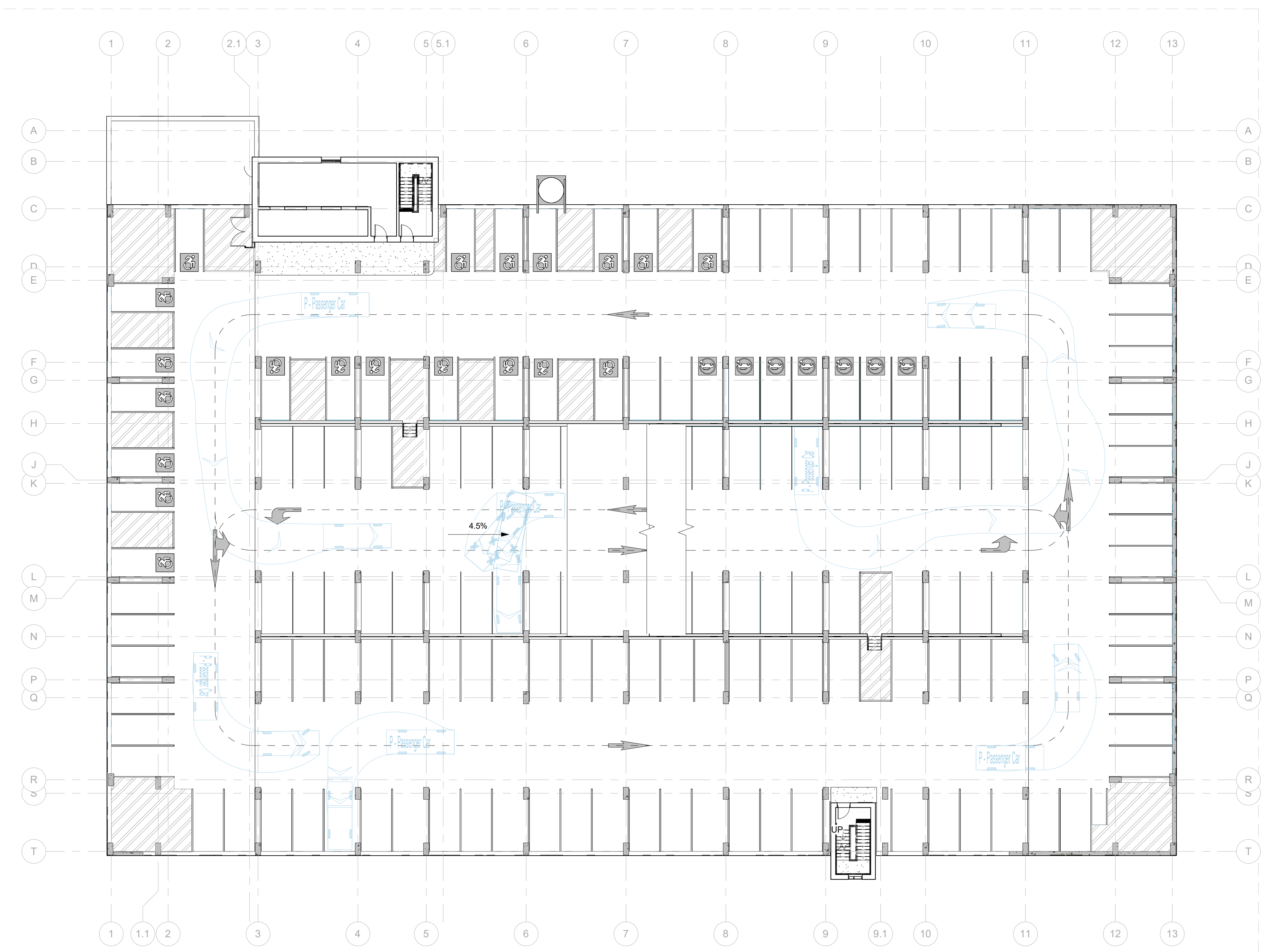
2 Level 02 - VEHICLE TRACKING, PASSENGER CAR
AP0602 Scale: 1:200



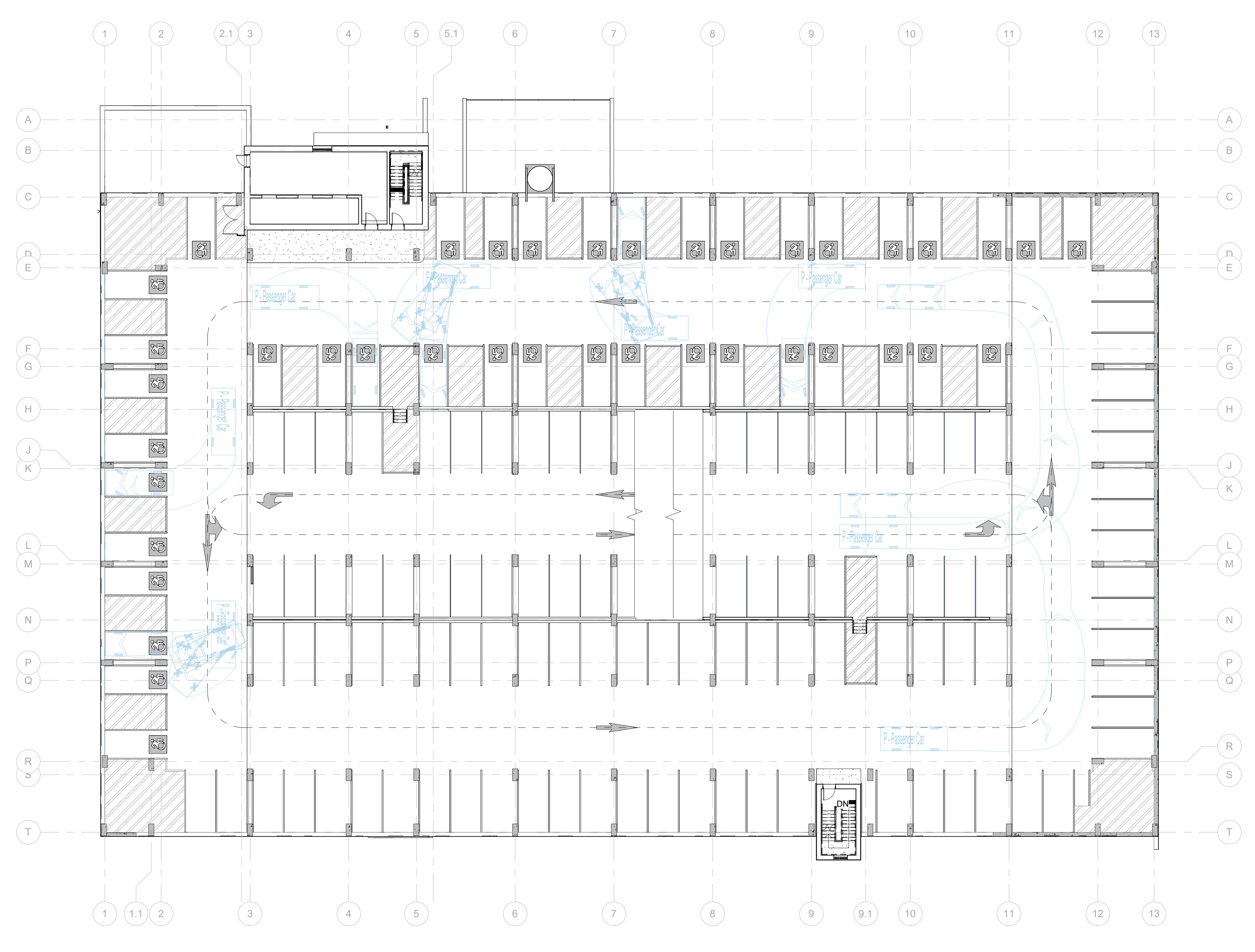
4 Level 04 - VEHICLE TRACKING (TYPICAL LEVELS 04, 05, 06, 07)
AP0602 Scale: 1:200



1 Level 01 - VEHICLE TRACKING, ACCESSIBLE PARKING
AP0602A Scale: 1:200



3 Level 03 - VEHICLE TRACKING, ACCESSIBLE PARKING
AP0602A Scale: 1:200



2 Level 02 - VEHICLE TRACKING, ACCESSIBLE PARKING
AP0602A Scale: 1:200

VEHICLE DIMENSIONS - PASSENGER CAR & ACCESSIBLE VAN	
P - Passenger Car	18.372R
Overall Length	6.562R
Overall Width	2.292R
Overall Body Height	1.115R
Min Body Ground Clearance	0.562R
Track Width	1.005R
Lock-to-lock time	3.005R
Curb to Curb Turning Radius	20.669R
Acc. Van	18.689R
Overall Length	6.601R
Overall Width	2.292R
Overall Body Height	0.957R
Min Body Ground Clearance	0.678R
Max Track Width	1.005R
Lock-to-lock time	3.005R
Curb to Curb Turning Radius	24.669R

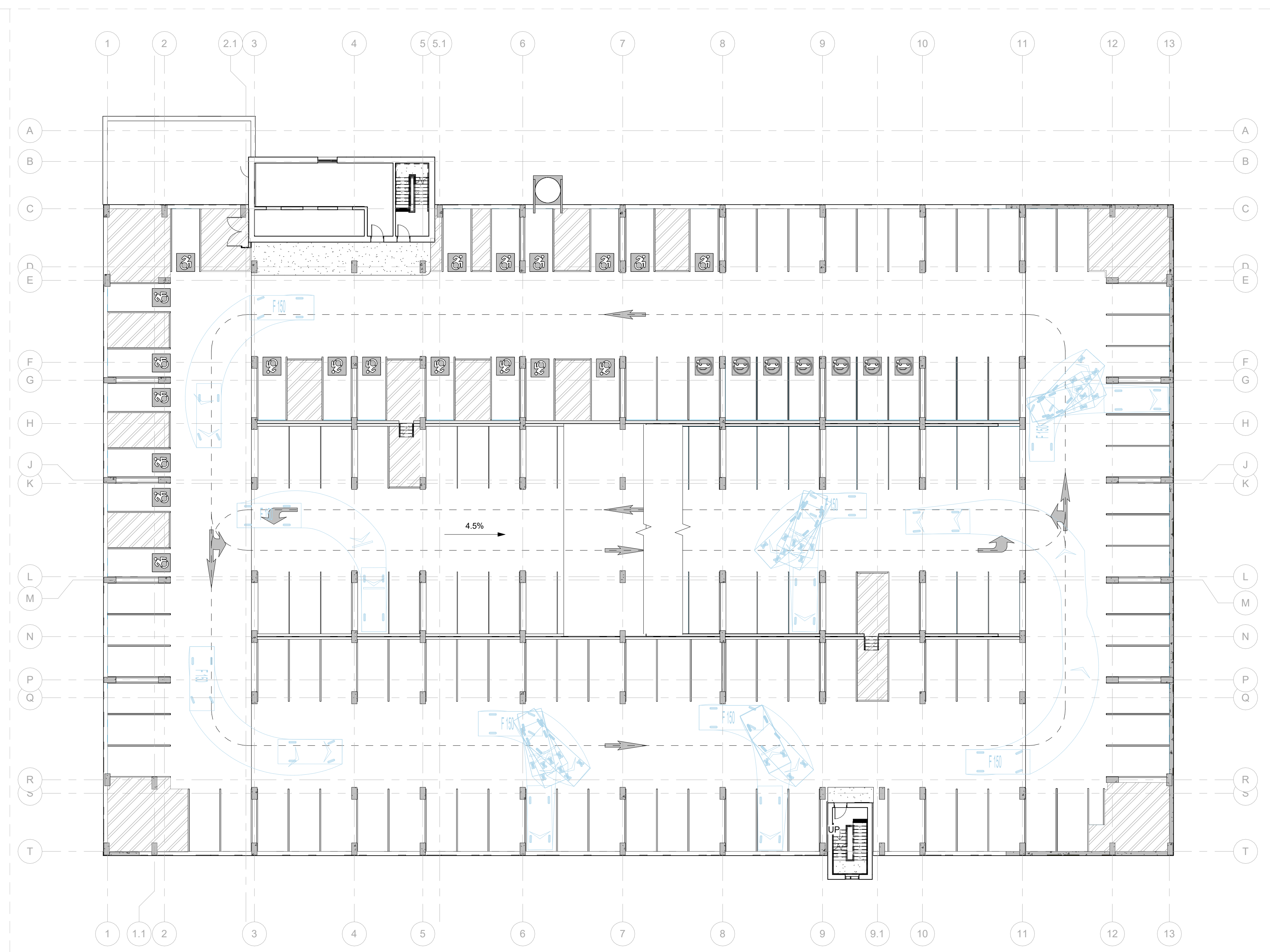
City of Ottawa File No. D07-12-22-0170
City of Ottawa Plan No. 18912

0 2023-08-16 ISSUED FOR EPC SUBMISSION
DATE: 2023-08-16
revisions: version:
ONTARIO ASSOCIATION OF ARCHITECTS
JASON CHANG
LICENCE #8932
All drawing and specifications are the property of the architect. The contractor shall verify all dimensions and information on site and report any discrepancy to architect before proceeding.
1Door4Care: CHEO Integrated Treatment Centre: Parking Garage
401 Smyth Road, Ottawa ON
VEHICLE TRACKING DIAGRAMS - ACCESSIBLE PARKING
scale: 1:200
drawn by: Author
reviewed by: Checker
job number: 2021-0801-19
plot date: 2023-08-16
drawing number: AP0602A

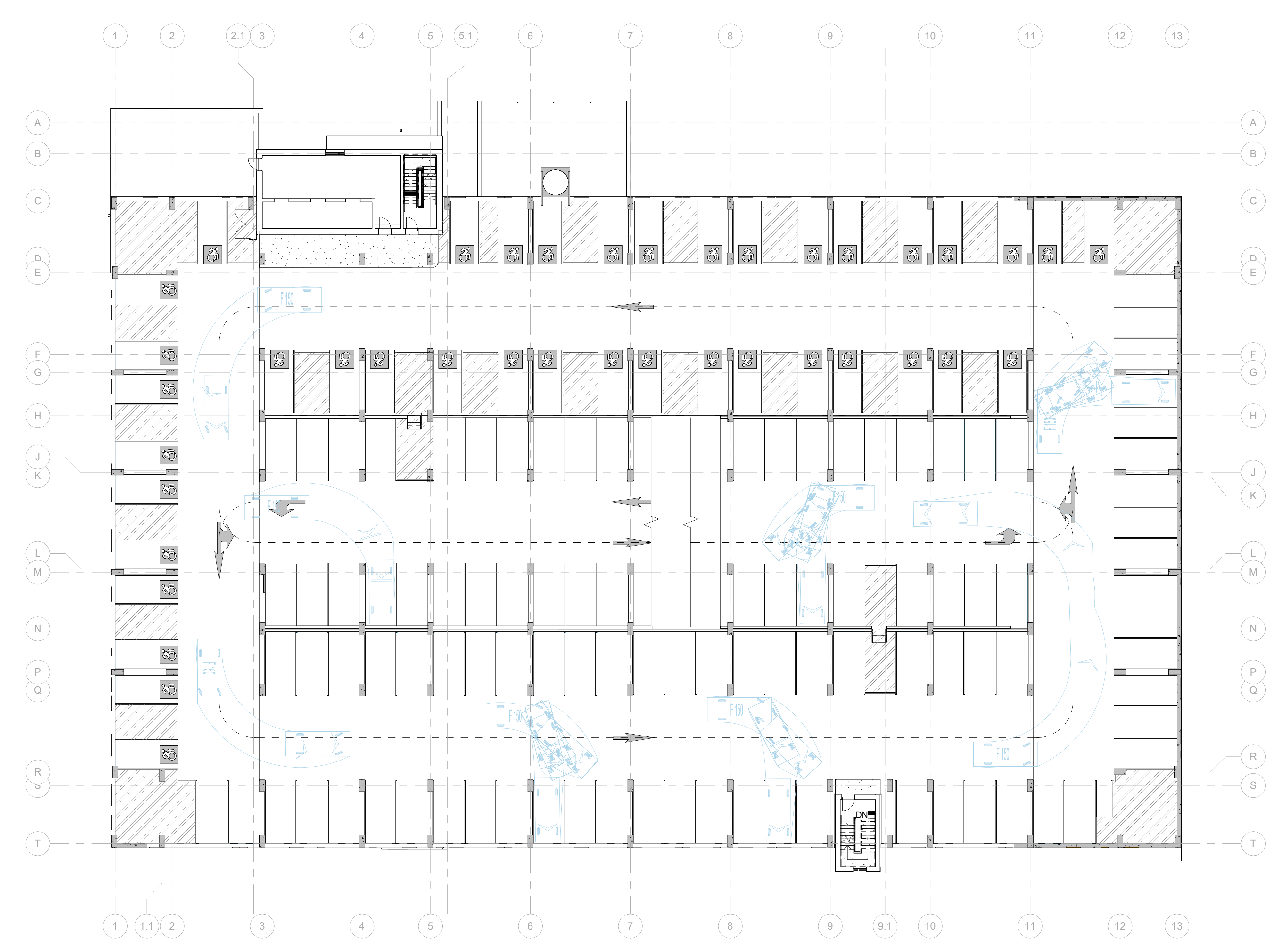
2023-08-16 10:20:41 PM C:\Users\jchang\OneDrive\Documents\18912\10_0_0_walterfedy



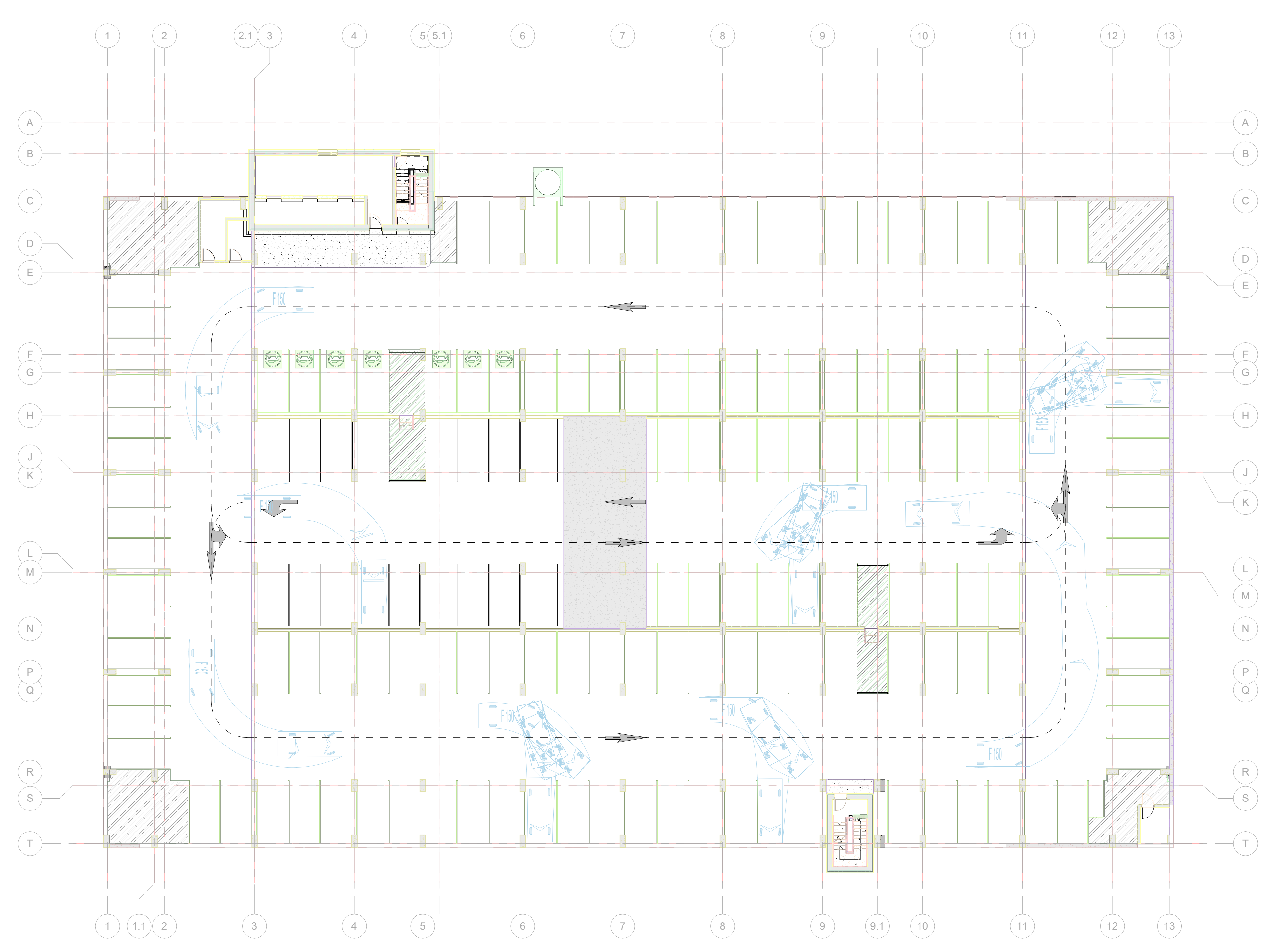
1 Level 01 - VEHICLE TRACKING, TRUCK
 AP06029 Scale: 1:200



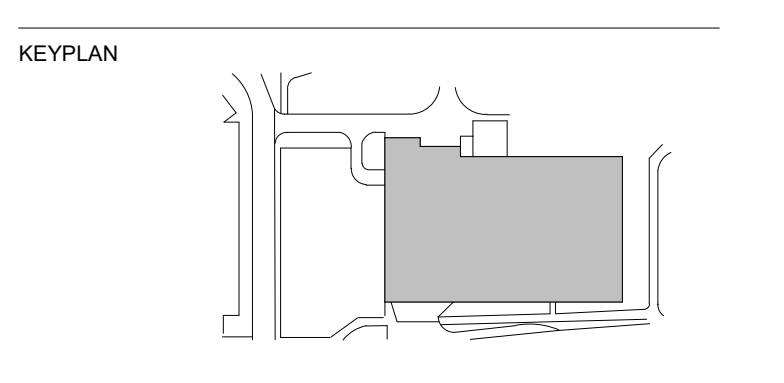
3 Level 03 - VEHICLE TRACKING, TRUCK
 AP06029 Scale: 1:200



2 Level 02 - VEHICLE TRACKING, TRUCK
 AP06029 Scale: 1:200



4 Level 04 - VEHICLE TRACKING, TRUCK
 AP06029 Scale: 1:200



VEHICLE DIMENSIONS - LIGHT PICKUP TRUCK (F 150)

Overall Length	5.300m
Overall Width	1.900m
Overall Body Height	1.520m
Min Body Ground Clearance	0.250m
Track Width	1.750m
Lock-to-lock time	4.05s
Curb to Curb Turning Radius	8.000m

0 2023-08-16 ISSUED FOR EPC SUBMISSION
 # DATE: 2023-08-16 revision: 01

ONTARIO ASSOCIATION OF ARCHITECTS
Jason Chang
 LICENSE #8932

All drawing and specifications are the property of the architect. The contractor shall verify all dimensions and information on site and report any discrepancy to architect before proceeding.

1Door4Care: CHEO Integrated Treatment Centre: Parking Garage
 401 Smyth Road, Ottawa ON

VEHICLE TRACKING DIAGRAMS - LIGHT PICKUP TRUCK

scale: 1:200
 drawn by: Author
 reviewed by: Checker
 job number: 2021-0801-19
 plot date: 2023-08-16
 drawing number: AP0602B

FLOOR PLAN NOTES

- ① CONCRETE COLUMN YELLOW COLOUR VIA ADDITIVE, SMOOTH FINISH
- ② CONCRETE SPANDELS LEVELS 2/1 TAN COLOUR VIA ADDITIVE, SMOOTH SANDBLAST FINISH
- ③ CONCRETE SPANDELS LEVEL 1, DARK GREY COLOUR, BLOCK FORMER FINISH
- ④ RESERVED
- ⑤ CONCRETE PANEL
- ⑥ CONCRETE PANEL WITH ALUMINUM PANEL EXTERIOR FINISH
- ⑦ CONCRETE SLAB ON GRADE
- ⑧ CONCRETE SLAB TOPPING TO HAVE WASH AT EDGES OF WALLS AND SPANDELS TOPPING TO BE THICKER TO WALLS AND SPANDELS. REFER TO PRECAST SHOP DRAWINGS FOR SIZING DETAIL.
- ⑨ SECTIVE METAL PANEL. REFER TO ARCHITECTURAL ELEVATIONS FOR PATTERN, ARRANGEMENT AND COLOUR DISTRIBUTION. REFER TO ARCHITECTURAL DETAILS FOR SIZING DETAIL.
- ⑩ STAR TOWER STAR
- ⑪ RESERVED
- ⑫ RESERVED
- ⑬ BOLLARD, WITH FOOTING
- ⑭ BOLLARD, SURFACE MOUNTED
- ⑮ PERMANENT SNOW CHUTE

WALL ASSEMBLIES:

- W1 300mm CAST-IN-PLACE CONCRETE WALL
- W2 ALUMINUM PANELS (COLOUR PER ELEVATION) 50mm THERMAL ISOLATOR CLIPS 25mm AIRSPACE 75mm SPRAY FOAM INSULATION AV BARRIER MEMBRANE 300mm CP CONCRETE
- W3 90mm ARCHITECTURAL BLOCK 25mm AIRSPACE 75mm SPRAY FOAM INSULATION AV BARRIER MEMBRANE 300mm CP CONCRETE
- W4 90mm ARCHITECTURAL BLOCK 25mm AIRSPACE 75mm SPRAY FOAM INSULATION AV BARRIER MEMBRANE 190mm CONCRETE MASONRY UNITS
- W5 200mm ARCHITECTURAL BLOCK
- W6 190mm CONCRETE MASONRY UNITS
- W7 300mm CAST-IN-PLACE CONCRETE PERIMETER STRUCTURAL SPANDELS 100 WF TYP
- W8 190mm CONCRETE MASONRY UNITS
- W9 240mm CONCRETE MASONRY UNITS
- W10 200mm CAST-IN-PLACE CONCRETE WALL
- W11 200mm CAST-IN-PLACE CONCRETE WALL
- W12 90mm ARCHITECTURAL BLOCK 25mm AIRSPACE 75mm SPRAY FOAM INSULATION AV BARRIER MEMBRANE 300mm CP CONCRETE
- W13 ALUMINUM PANELS (COLOUR PER ELEVATION) 50mm THERMAL ISOLATOR CLIPS AV BARRIER MEMBRANE 300mm CP CONCRETE
- W14

FINISH LEGEND:

- NOTE: REFER TO FINISH SCHEDULE FOR PRODUCT AND COLOUR SPECIFICATION.
- WALL FINISHES**
- W1 WHITE PAINT
 - W2 ACCENT PAINT
 - W3 ACCENT PAINT
- CEILING FINISHES**
- W4 RUBBER BASE

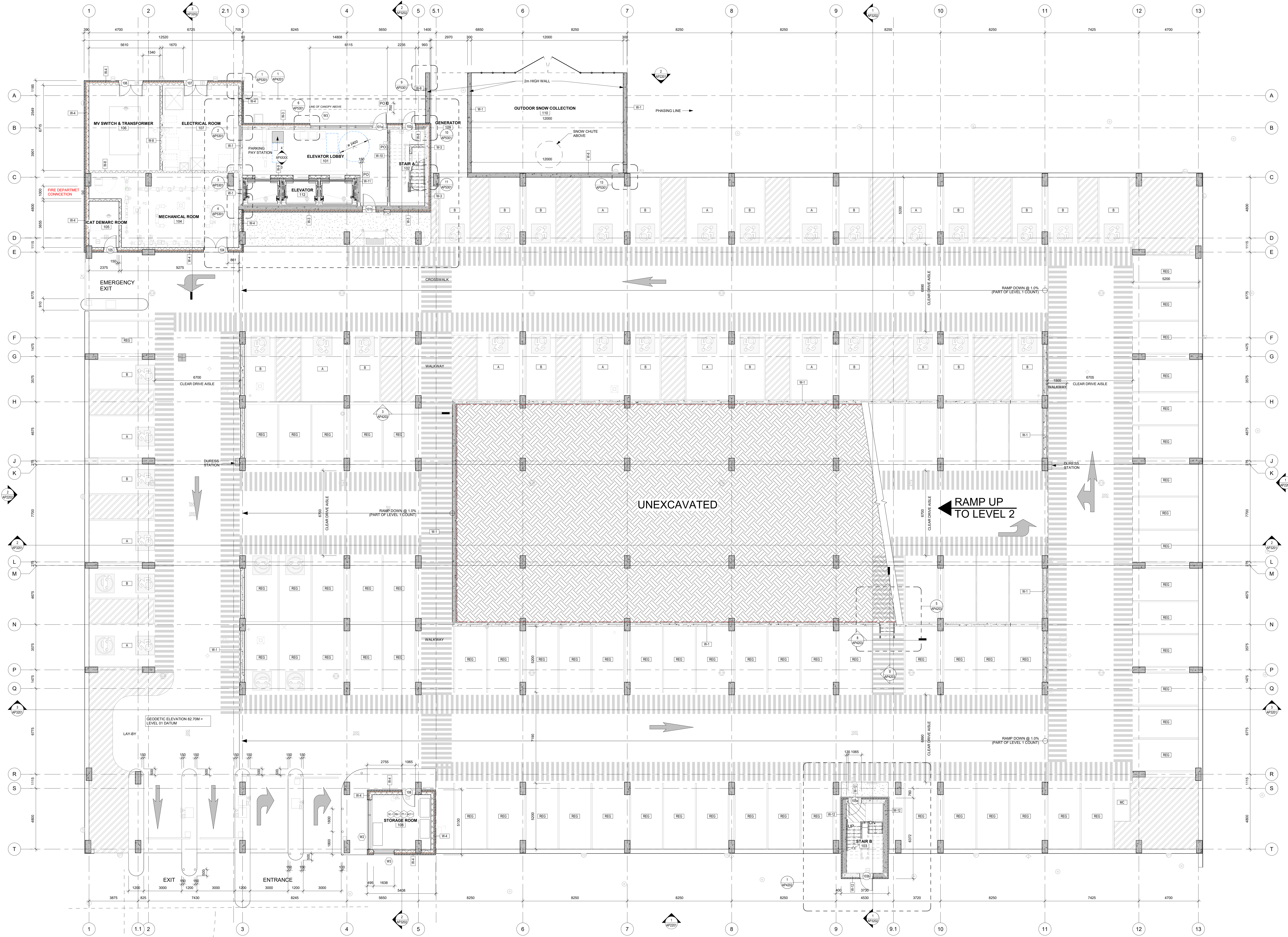
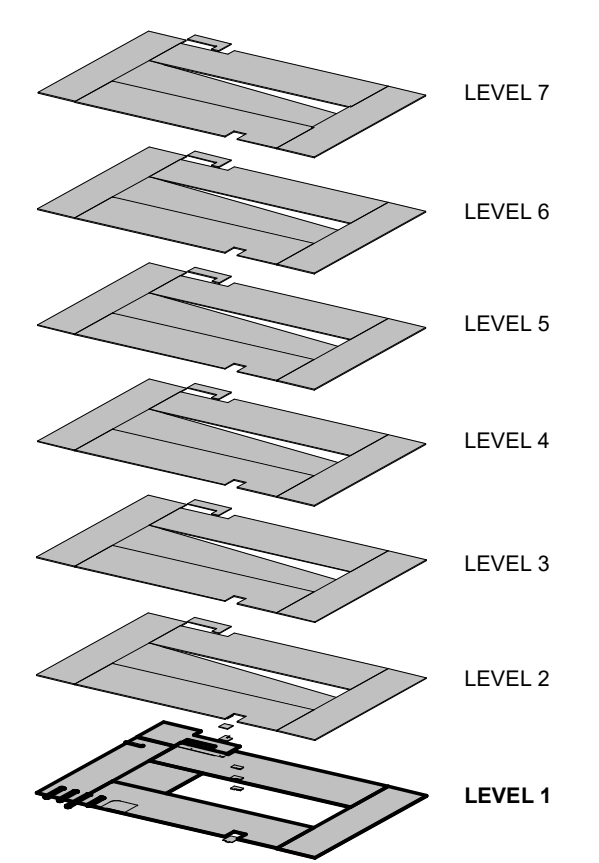
DRAWING LEGEND:

- A B C ACCESSIBLE PARKING
- REG REGULAR PARKING STALL REFER TO 1/AP0401.2/AP0401.3/AP0401
- MC MOTORCYCLE PARKING
- PD ACCESSIBLE ENTRANCE W/ POWER DOOR OPERATOR & ACCESSIBLE PUSH BUTTON
- ROLL RD ROLLER
- PAINTED TRAFFIC ARROWS
- TACTILE PAVING/FLOORING STRIPS
- STRIPED PEDESTRIAN WALKWAY
- PARKING LINES
- CATCH BASIN
- DURESS STATION

Parking Schedule - LEVEL 01

Description	Size	Count
BARRIER FREE - TYPE A (VAN ACCESSIBLE)	Parking: 3.4m x 5.2m	12
BARRIER FREE - TYPE B	Parking: 2.4m x 5.2m	22
MOTORCYCLE PARKING	Parking: 2m x 3.3m	1
REGULAR PARKING STALL	Parking: 2.6m x 5.2m	61

Level 01: 96

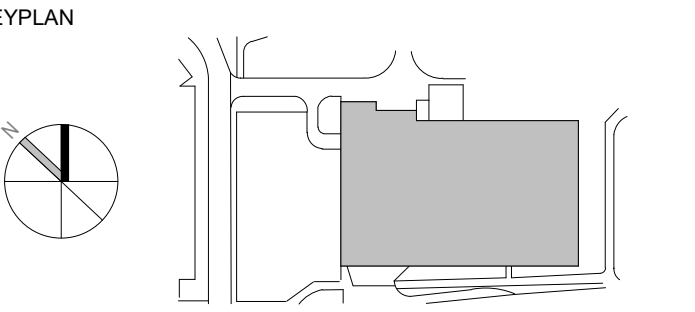


CHEO
1Door4Care

Infrastructure Ontario

EllisDon
INFRASTRUCTURE Healthcare

WALTERFEDY
KITCHENER | HAMILTON | TORONTO
905.881.1378 walterfeddy.com



2 2023-08-16 ISSUED FOR SPIC SUBMISSION
1 2023-04-21 ISSUED FOR SPIC SUBMISSION
0 2023-04-21 ISSUED FOR TECHNICAL SUBMISSION

DATE: 2023-08-16

revisions

ONTARIO ASSOCIATION OF ARCHITECTS
JASON CHANG
LICENCE #8992

All drawing and specifications are the property of the architect. The contractor shall verify all dimensions and information on site and report any discrepancy to architect before proceeding.

1Door4Care: CHEO Integrated Treatment Centre: Parking Garage

401 Smyth Road, Ottawa ON

LEVEL 1 - OVERALL PLAN

scale: 1:100
drawn by: JCV/VP
reviewed by: JCV/VP
job number: 2021-0801-19
plot date: 2023-08-16
drawing number:

City of Ottawa File No. D07-12-22-0170
City of Ottawa Plan No. 18912

AP1401

2023-08-16 11:16:30 AM C:\pwworking\22_2021_0801_19_0_0_0.dwg

1 Level 01
AP1401 Scale: 1:100

FLOOR PLAN NOTES:

- 1 CONCRETE COLUMN, YELLOW COLOUR VIA ADDITIVE, SMOOTH FINISH
- 2 CONCRETE SPANDREL, LEVEL 2-7, TAN COLOUR VIA ADDITIVE, SMOOTH SANDBLAST FINISH
- 3 CONCRETE SPANDREL, LEVEL 11, DARK GREY COLOUR, BLOCK FORMALINER FINISH
- 4 RESERVED
- 5 CONCRETE PANEL
- 6 CONCRETE PANEL WITH ALUMINUM PANEL EXTERIOR FINISH
- 7 CONCRETE SLAB ON GIRDS
- 8 CONCRETE SLAB TOPPING TO HAVE WASH AT EDGES OF WALLS AND SPANDRELS, TOPPING TO BE THICKER TO WALLS AND SPANDRELS, REFER TO PRECAST SHOP DRAWINGS FOR 60MM DETAIL
- 9 DECORATIVE METAL PANEL - REFER TO ARCHITECTURAL ELEVATIONS FOR PATTERN, ARRANGEMENT AND COLOUR DISTRIBUTION, REFER TO ARCHITECTURAL DETAILS FOR STAIN DETAILS
- 10 STAR TOWER STAR
- 11 RESERVED
- 12 RESERVED
- 13 BOLLARD WITH FOOTING
- 14 BOLLARD, SURFACE MOUNTED
- 15 PERMANENT SNOW CHUTE

WALL ASSEMBLIES:

- W-1 300mm CAST-IN-PLACE CONCRETE WALL
- W-2 ALUMINUM PANELS (COLOUR PER ELEVATIONS), 25mm THERMAL INSULATOR CLIPS, 25mm AIRSPACE, 75mm SPFRY FOM INSULATION, AV BARRIER MEMBRANE, 300mm CP CONCRETE
- W-3 90mm ARCHITECTURAL BLOCK, 25mm AIRSPACE, 75mm SPFRY FOM INSULATION, AV BARRIER MEMBRANE, 300mm CP CONCRETE
- W-4 300mm CAST-IN-PLACE CONCRETE WALL
- W-5 190mm CONCRETE MASONRY UNITS
- W-6 300mm ARCHITECTURAL BLOCK, 25mm AIRSPACE, 75mm SPFRY FOM INSULATION, AV BARRIER MEMBRANE, 300mm CP CONCRETE
- W-7 200mm ARCHITECTURAL BLOCK, 25mm AIRSPACE, 75mm SPFRY FOM INSULATION, AV BARRIER MEMBRANE, 300mm CP CONCRETE
- W-8 300mm ARCHITECTURAL BLOCK, 25mm AIRSPACE, 75mm SPFRY FOM INSULATION, AV BARRIER MEMBRANE, 300mm CP CONCRETE
- W-9 190mm CONCRETE MASONRY UNITS

FINISH LEGEND:

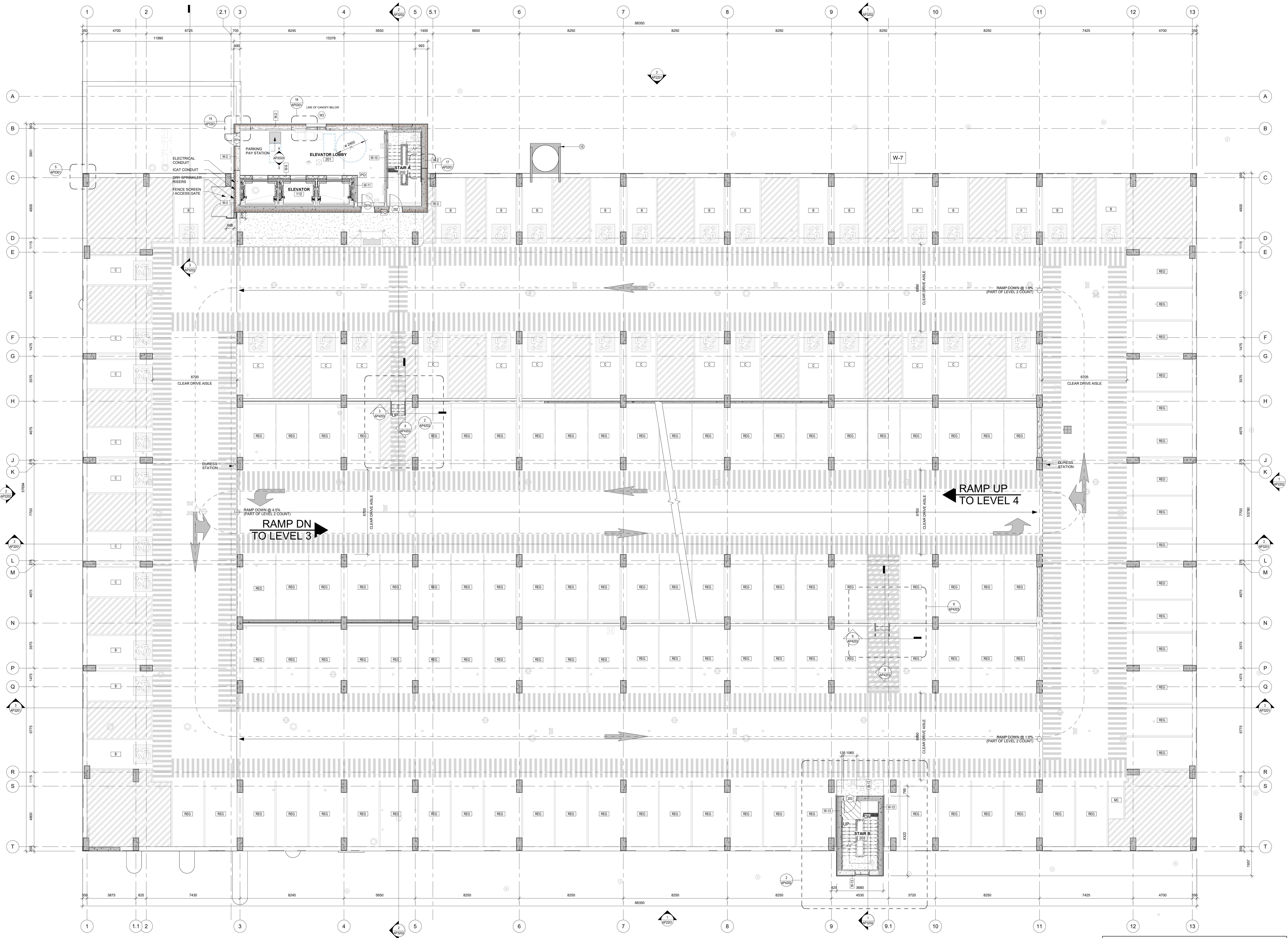
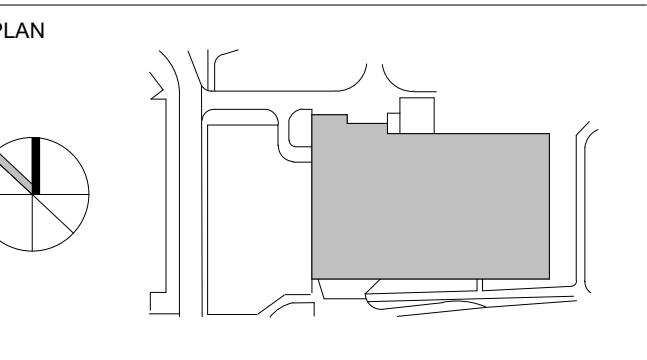
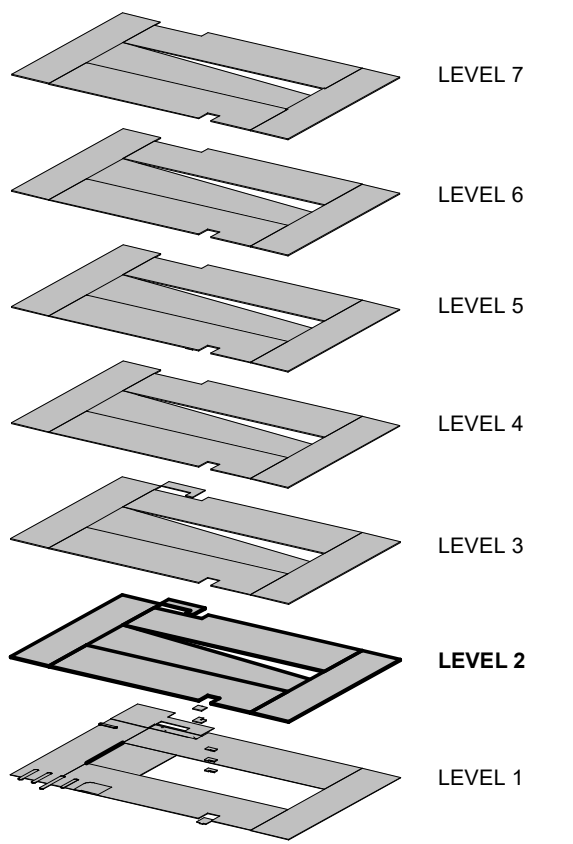
- WALL FINISHES**
- W-1 WHITE PAINT
 - W-2 ACCENT PAINT
 - W-3 ACCENT PAINT
 - W-4 ACCENT PAINT
- FLOOR FINISHES**
- F-1 TRAFFIC COATING MEMBRANE
 - F-2 SEALED CONCRETE
 - F-3 CERAMIC FLOOR TILE
- CEILING FINISHES**
- C-1 RUBBER BASE
 - C-2 ACROUSTIC CEILING TILE

DRAWING LEGEND:

- A-B-C ACCESSIBLE PARKING
- REG REGULAR PARKING STALL, REFER TO: 1/AP0401.2/AP0401.3/AP0401.4
- MC MOTORCYCLE PARKING
- PO ACCESSIBLE ENTRANCE W/ POWER DOOR OPERATOR & ACCESSIBLE PUSH BUTTON
- BOLLARD
- PAINTED TRAFFIC ARROWS
- TACTILE PAVING/FLOORING STRIPS
- STRIPE PEDESTRIAN WALKWAY
- PARKING LINES
- CATCH BASIN
- DURESS STATION

Parking Schedule - LEVEL 02

Description	Size	Count
Level 02		
BARRIER FREE - TYPE B	Parking - 2.4m x 5.2m	18
BARRIER FREE - TYPE C	Parking - 2.4m x 5.2m	22
MOTORCYCLE PARKING	Parking - 3m x 1.3m	1
REGULAR PARKING STALL	Parking - 2.6m x 5.2m	106



2 2023-08-16 ISSUED FOR SPIC SUBMISSION
 1 2023-04-21 ISSUED FOR PCLC SUBMISSION
 0 2023-04-20 ISSUED FOR TECHNICAL SUBMISSION
 # DATE REVISIONS

Ontario Association of Architects
 ARCHITECTS
 JASON CHANG
 LICENCE 8892

All drawing and specifications are the property of the architect. The contractor shall verify all dimensions and information on site and report any discrepancy to architect before proceeding.

1Door4Care: CHEO Integrated Treatment Centre: Parking Garage

401 Smyth Road, Ottawa ON

LEVEL 2 - OVERALL PLAN

Scale: 1 : 100
 drawn by: JCV/DV
 reviewed by: JCV/JFD
 Job Number: 2021-0021-19
 plot date: 2023-08-16
 drawing number:

City of Ottawa File No. **D07-12-22-0170**
 City of Ottawa Plan No. **18912**

AP1402

2023-08-16 11:16:31 PM C:\pwworkspace\2023-08-16\10_c..._omega.rvt

FLOOR PLAN NOTES

- 1 CONCRETE COLUMN YELLOW COLOUR VIA ADDITIVE SMOOTH FINISH
- 2 CONCRETE SPANDREL (LEVELS 2-7) TAN COLOUR VIA ADDITIVE SMOOTH SANDBLAST FINISH
- 3 CONCRETE SPANDREL (LEVEL 1) DARK GREY COLOUR BLOCK FORMLINER FINISH
- 4 RESERVED
- 5 CONCRETE PANEL
- 6 CONCRETE PANEL WITH ALUMINUM PANEL EXTERIOR FINISH
- 7 CONCRETE SLAB ON GRC
- 8 CONCRETE SLAB TOPPING TO HAVE WASH AT EDGES OF WALLS AND SPANDRELS TOPPING TO BE FINISHED TO WALLS AND SPANDRELS REFER TO PRECAST SHOP DRAWINGS FOR BARS/REIN
- 9 DECORATIVE METAL PANEL REFER TO ARCHITECTURAL ELEVATIONS FOR PATTERN ARRANGEMENT AND COLOUR DISTRIBUTION REFER TO ARCHITECTURAL DETAILS FOR DESIGN DETAILS
- 10 STAR TOWER STAR
- 11 RESERVED
- 12 RESERVED
- 13 BOLLARD WITH FOOTING
- 14 BOLLARD SURFACE MOUNTED
- 15 PERMANENT SNOW CHUTE

WALL ASSEMBLIES:

- W-1 300mm CAST-IN-PLACE CONCRETE WALL
- W-2 ALUMINUM PANELS (COLOUR PER ELEVATIONS) 90mm THERMAL INSULATOR CLIPS 25mm AIRSPACE 75mm SPRAY FOAM INSULATION AV BARRIER MEMBRANE 300mm CP CONCRETE
- W-3 90mm ARCHITECTURAL BLOCK 25mm AIRSPACE 75mm SPRAY FOAM INSULATION AV BARRIER MEMBRANE 300mm CP CONCRETE
- W-4 90mm ARCHITECTURAL BLOCK 25mm AIRSPACE 75mm SPRAY FOAM INSULATION AV BARRIER MEMBRANE 300mm CP CONCRETE
- W-5 300mm CAST-IN-PLACE CONCRETE WALL
- W-6 200mm ARCHITECTURAL BLOCK 25mm AIRSPACE 75mm SPRAY FOAM INSULATION AV BARRIER MEMBRANE 300mm CP CONCRETE
- W-7 190mm CONCRETE MASONRY UNITS

FINISH LEGEND:

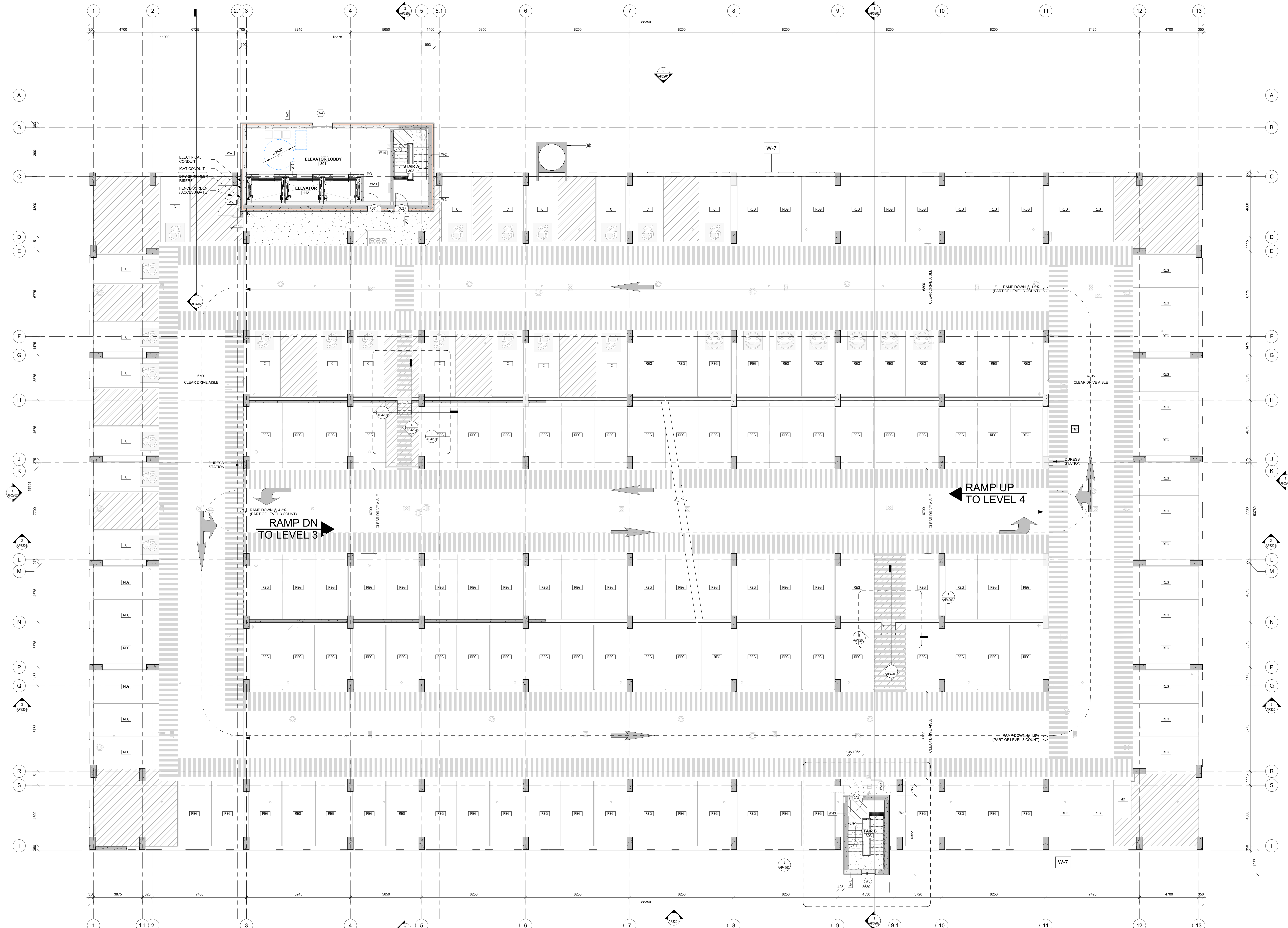
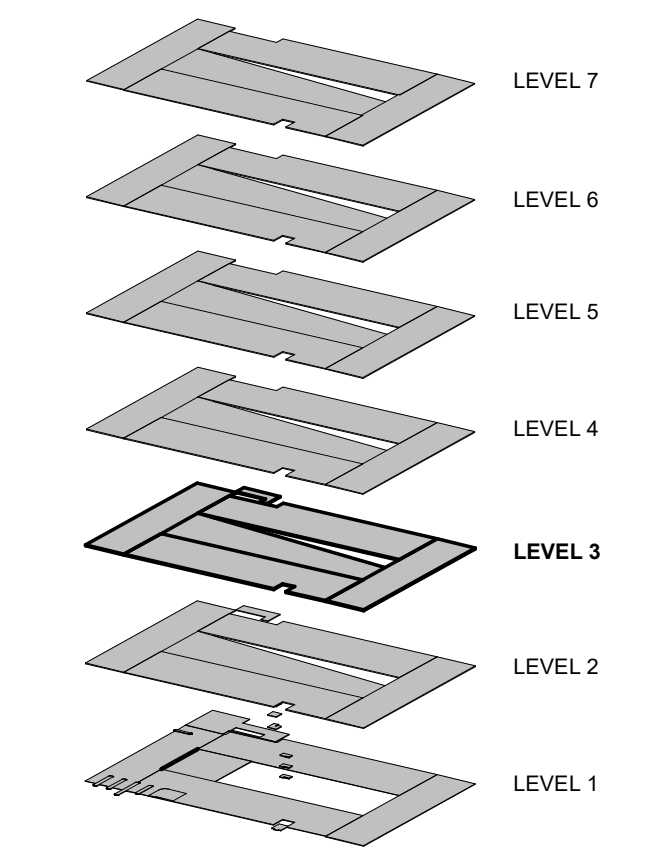
- NOTE: REFER TO FINISH SCHEDULE FOR PRODUCT AND COLOUR SPECIFICATION
- WALL FINISHES**
- W-1 WHITE PAINT
 - W-2 ACCENT PAINT
 - W-3 ACCENT PAINT
 - W-4 ACCENT PAINT
- FLOOR FINISHES**
- F-1 TRAFFIC COATING MEMBRANE
 - F-2 SEALED CONCRETE
 - F-3 CERAMIC FLOOR TILE
- CEILING FINISHES**
- C-1 RUBBER BASE
 - C-2 TRAFFIC COATING MEMBRANE
 - C-3 FIRE SPRAY (TBO)
 - C-4 ACOUSTIC CEILING TILE

DRAWING LEGEND:

- A B C ACCESSIBLE PARKING
- REG REGULAR PARKING STALL REFER TO 1/AP0401.2/AP0401.3/AP0401
- MC MOTORCYCLE PARKING
- PD ACCESSIBLE ENTRANCE W/ POWER DOOR OPERATOR & ACCESSIBLE PUSH BUTTON
- BOLLARD
- PAINTED TRAFFIC ARROWS
- TACTILE PAVING/FLOORING STRIPS
- STRIPED PEDESTRIAN WALKWAY
- PARKING LINES
- CATCH BASIN
- DURESS STATION

Parking Schedule - LEVEL 03

Description	Size	Count
Level 03 BARRIER FREE - TYPE C	Parking - 2.4m x 5.2m	20
MOTORCYCLE PARKING	Parking - 3m x 1.3m	1
REGULAR PARKING STALL	Parking - 2.6m x 5.2m	135
Level 03: 156		

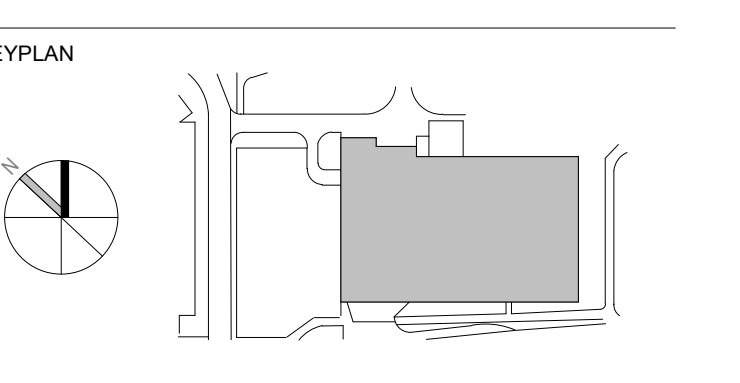


CHEO
1Door4Care

Infrastructure Ontario

EllisDon
INFRASTRUCTURE Healthcare

WALTER FEDY
KITCHENER | HAMILTON | TORONTO
905.881.1378 walterfedy.com



2 2023-08-16 ISSUED FOR SPIC SUBMISSION
1 2023-04-01 ISSUED FOR SPIC SUBMISSION
0 2023-04-01 ISSUED FOR TECHNICAL SUBMISSION

DATE: 2023-08-16

revisions

ONTARIO ASSOCIATION OF ARCHITECTS
JASON CHANG
LICENCE #892

All drawing and specifications are the property of the architect. The contractor shall verify all dimensions and information on site and report any discrepancy to architect before proceeding.

1Door4Care: CHEO Integrated Treatment Centre: Parking Garage

401 Smyth Road, Ottawa ON

LEVEL 3 - OVERALL PLAN

scale: 1 : 100
drawn by: VP
reviewed by: JCH/VP
job number: 2021-0801-19
plot date: 2023-08-16
drawing number:

City of Ottawa File No. D07-12-22-0170
City of Ottawa Plan No. 18912

AP1403

FLOOR PLAN NOTES

- CONCRETE COLUMN, YELLOW COLOUR VIA ADDITIVE, SMOOTH FINISH
- CONCRETE SPANDREL, LEVELS 2-7, TAN COLOUR VIA ADDITIVE, SMOOTH SANDBLAST FINISH
- CONCRETE SPANDREL, LEVEL 11, DARK GREY COLOUR, BLOCK FORMLINER FINISH
- RESERVED
- CONCRETE PANEL
- CONCRETE PANEL WITH ALUMINUM PANEL EXTERIOR FINISH
- CONCRETE SLAB ON GIRDS
- CONCRETE SLAB TYPING TO HAVE WASH AT EDGES OF WALLS AND SPANDRELS, TOPPING TO BE THICKENED TO WALLS AND SPANDRELS. REFER TO PRECAST SHOP DRAWINGS FOR REBAR DETAIL
- DECORATIVE METAL PANEL - REFER TO ARCHITECTURAL ELEVATIONS FOR PATTERN, ARRANGEMENT AND COLOUR DISTRIBUTION. REFER TO ARCHITECTURAL DETAILS FOR DESIGN DETAILS
- STAR TOWER STAR
- RESERVED
- RESERVED
- BOLLARD, WITH FOOTING
- BOLLARD, SURFACE MOUNTED
- PERMANENT SNOW CHUTE

WALL ASSEMBLIES:

- W-1 300mm CAST-IN-PLACE CONCRETE WALL
- W-2 ALUMINUM PANELS (COLOUR PER ELEVATIONS) 90mm THERMAL ISOLATOR CLIPS 25mm AIRSPACE 75mm SPRAY FOAM INSULATION AV BARRIER MEMBRANE 300mm CP CONCRETE
- W-3 90mm ARCHITECTURAL BLOCK 25mm AIRSPACE 75mm SPRAY FOAM INSULATION AV BARRIER MEMBRANE 300mm CP CONCRETE
- W-4 300mm CAST-IN-PLACE CONCRETE WALL
- W-5 200mm CAST-IN-PLACE CONCRETE WALL
- W-6 90mm ARCHITECTURAL BLOCK 25mm AIRSPACE 75mm SPRAY FOAM INSULATION AV BARRIER MEMBRANE 300mm CP CONCRETE
- W-7 300mm CAST-IN-PLACE CONCRETE WALL
- W-8 190mm CONCRETE MASONRY UNITS

FINISH LEGEND:

- WALL FINISHES**
- W-1 WHITE PAINT
 - W-2 ACCENT PAINT
 - W-3 ACCENT PAINT
 - W-4 ACCENT PAINT
- CEILING FINISHES**
- C-1 RUBBER BASE

FLOOR FINISHES

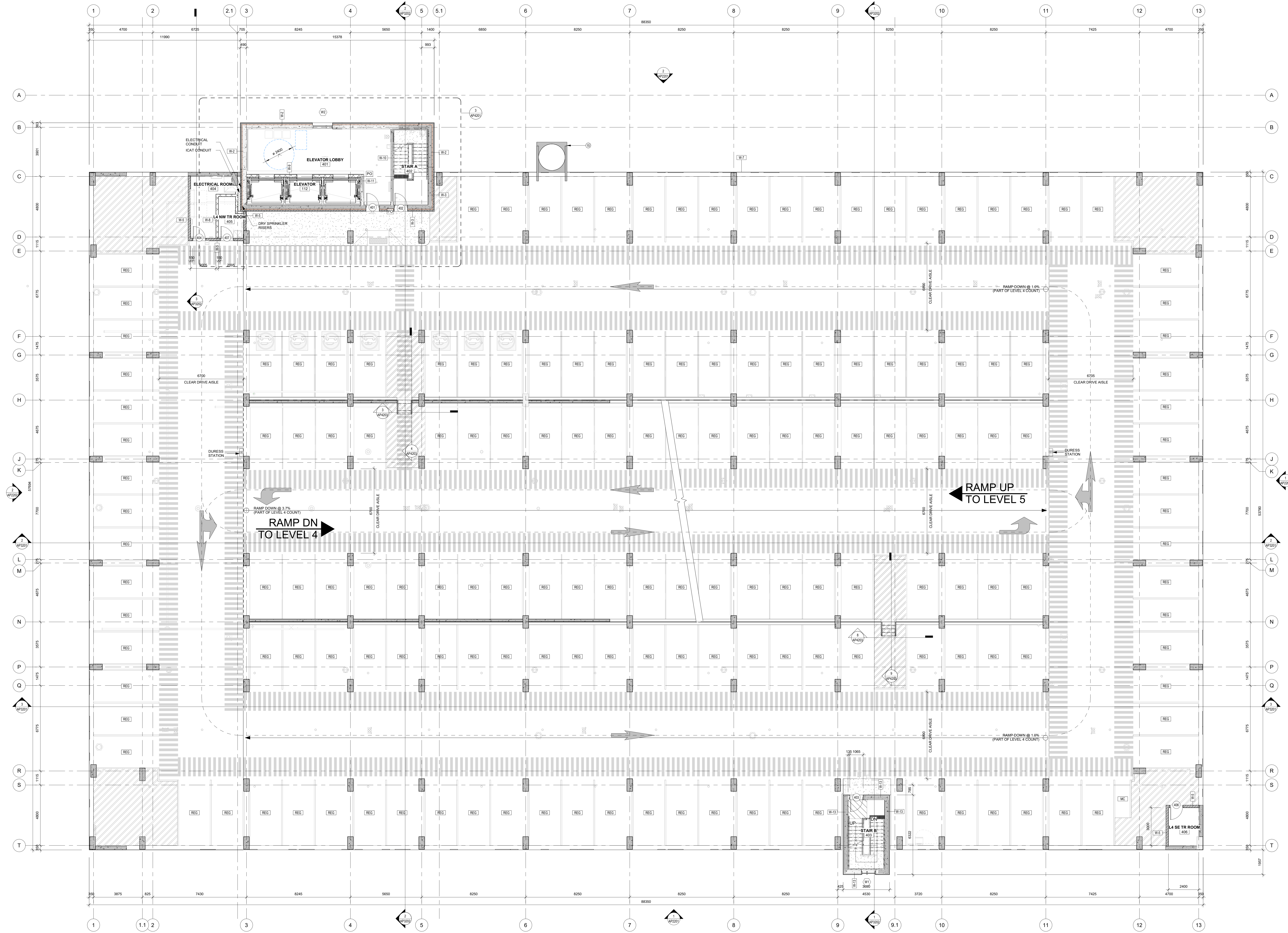
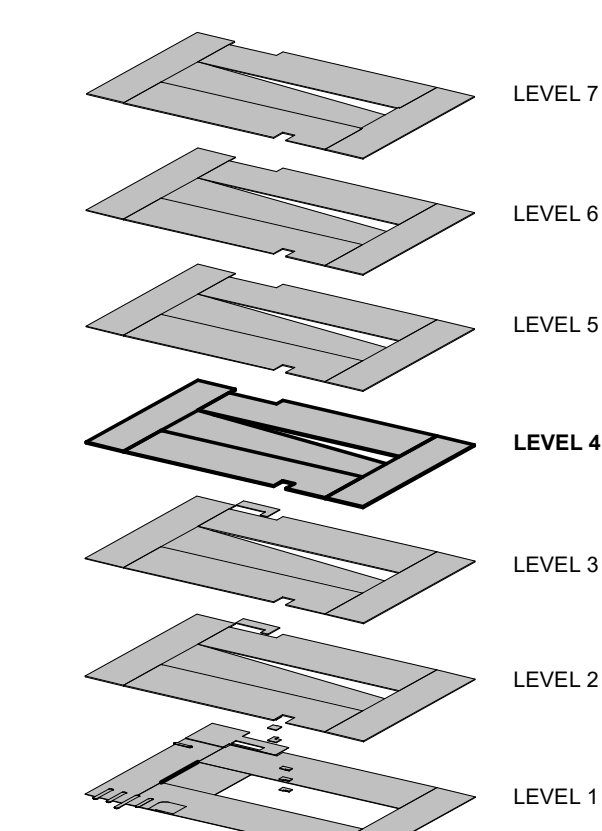
- F-1 TRAFFIC COATING MEMBRANE
- F-2 SEALED CONCRETE
- F-3 CERAMIC FLOOR TILE
- F-4 TRAFFIC COATING MEMBRANE
- F-5 FIRE SPRAY (TBD)
- F-6 ACOUSTIC CEILING TILE

DRAWING LEGEND:

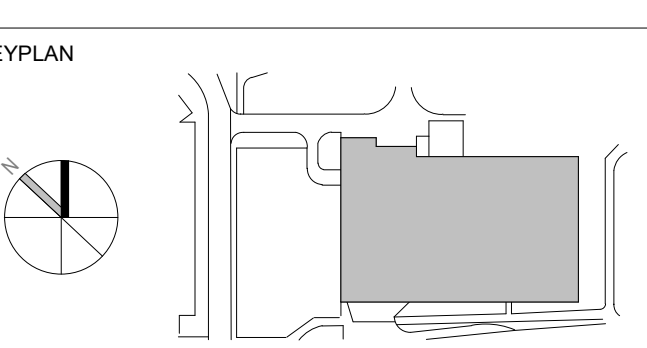
- A B C ACCESSIBLE PARKING
- REG REGULAR PARKING STALL. REFER TO 1/AP0401, 2/AP0401, 3/AP0401
- MC MOTORCYCLE PARKING
- PO ACCESSIBLE ENTRANCE W/ POWER DOOR OPERATOR & ACCESSIBLE PUSH BUTTON
- BOLLARD
- PAINTED TRAFFIC ARROWS
- TACTILE PAVING/FLOORING STRIPS
- STRIPED PEDESTRIAN WALKWAY
- PARKING LINES
- CATCH BASIN
- DURESS STATION

Parking Schedule - LEVEL 04

Description	Size	Count
Level 04 MOTORCYCLE PARKING	Parking - 2m x 1.3m	1
Level 04 REGULAR PARKING STALL	Parking - 2.6m x 5.2m	162
Level 04 MC		



WALTER FEDY
KITCHENER | HAMILTON | TORONTO
905.885.1376 walterfedy.com



2 2023-08-16 ISSUED FOR SPIC SUBMISSION
1 2023-04-01 ISSUED FOR PDC SUBMISSION
0 2023-04-01 ISSUED FOR TECHNICAL SUBMISSION
DATE REVISION

ONTARIO ASSOCIATION OF ARCHITECTS
JASON CHANG
LICENCE #892

All drawing and specifications are the property of the architect. The contractor shall verify all dimensions and information on site and report any discrepancy to architect before proceeding.

1Door4Care: CHEO Integrated Treatment Centre: Parking Garage

401 Smyth Road, Ottawa ON

LEVEL 4 - OVERALL PLAN

scale: 1 : 100
drawn by: JCV/D
reviewed by: JCV/D
job number: 2021-0801-19
plot date: 2023-08-16
drawing number:

AP1404

City of Ottawa File No. D07-12-22-0170
City of Ottawa Plan No. 18912

2023-08-16 11:16:42 PM C:\pwworkspace\2023-08-16\10_0_0_0\wfe\mvt

1 Level 04
AP1404 Scale: 1 : 100

FLOOR PLAN NOTES:

- 1 CONCRETE COLUMN, YELLOW COLOUR VIA ADDITIVE, SMOOTH FINISH
- 2 CONCRETE SPANDREL, LEVELS 2-7, TAN COLOUR VIA ADDITIVE, SMOOTH SANDBLAST FINISH
- 3 CONCRETE SPANDREL, LEVEL 11, DARK GREY COLOUR, BLOCK FORMLINER FINISH
- 4 RESERVED
- 5 CONCRETE PANEL
- 6 CONCRETE PANEL WITH ALUMINUM PANEL EXTERIOR FINISH
- 7 CONCRETE SLAB ON GRC
- 8 CONCRETE SLAB, TOPPING TO HAVE WASH AT EDGES OF WALLS AND SPANDRELS, TOPPING TO BE THICKER TO WALLS AND SPANDRELS, REFER TO PRECAST SHOP DRAWINGS FOR 85306 DETAIL
- 9 DECORATIVE METAL PANEL, REFER TO ARCHITECTURAL ELEVATIONS FOR PATTERN, ARRANGEMENT AND COLOUR DISTRIBUTION, REFER TO ARCHITECTURAL DETAILS FOR DESIGN DETAILS
- 10 STAR TOWER STAR
- 11 RESERVED
- 12 RESERVED
- 13 BOLLARD, WITH FOOTING
- 14 BOLLARD, SURFACE MOUNTED
- 15 PERMANENT SNOW CHUTE

WALL ASSEMBLIES:

- W1 300mm CAST-IN-PLACE CONCRETE WALL
- W2 ALUMINUM PANELS (COLOUR PER ELEVATIONS) 25mm THERMAL INSULATOR CLIPS 25mm AIRSPACE 75mm SPRAY FOAM INSULATION AV BARRIER MEMBRANE 300mm CP CONCRETE
- W3 90mm ARCHITECTURAL BLOCK 25mm AIRSPACE 75mm SPRAY FOAM INSULATION AV BARRIER MEMBRANE 300mm CP CONCRETE
- W4 90mm ARCHITECTURAL BLOCK 25mm AIRSPACE 75mm SPRAY FOAM INSULATION AV BARRIER MEMBRANE 300mm CP CONCRETE
- W5 200mm CAST-IN-PLACE CONCRETE WALL
- W6 200mm CAST-IN-PLACE CONCRETE WALL
- W7 90mm ARCHITECTURAL BLOCK 25mm AIRSPACE 75mm SPRAY FOAM INSULATION AV BARRIER MEMBRANE 300mm CP CONCRETE
- W8 200mm ARCHITECTURAL BLOCK 25mm AIRSPACE 75mm SPRAY FOAM INSULATION AV BARRIER MEMBRANE 300mm CP CONCRETE
- W9 200mm ARCHITECTURAL BLOCK 25mm AIRSPACE 75mm SPRAY FOAM INSULATION AV BARRIER MEMBRANE 300mm CP CONCRETE
- W10 300mm CONCRETE MASONRY UNITS

FINISH LEGEND:

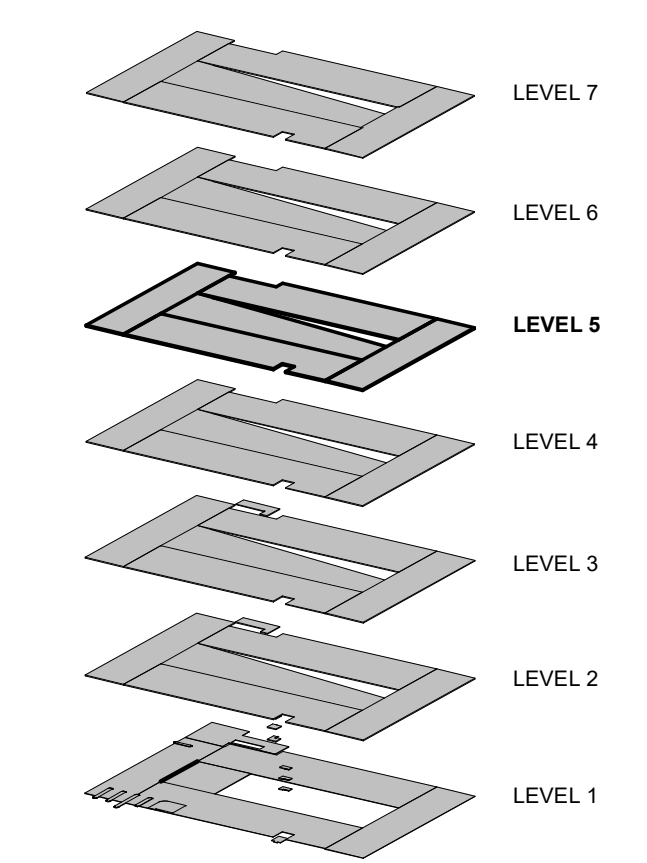
- NOTE: REFER TO FINISH SCHEDULE FOR PRODUCT AND COLOUR SPECIFICATION.
- WALL FINISHES**
- W1 WHITE PAINT
 - W2 ACCENT PAINT
 - W3 ACCENT PAINT
 - W4 ACCENT PAINT
- CEILING FINISHES**
- W5 RUBBER BASE
- FLOOR FINISHES**
- F1 TRAFFIC COATING MEMBRANE
 - F2 SEALED CONCRETE
 - F3 CERAMIC FLOOR TILE
- CEILING FINISHES**
- C1 TRAFFIC COATING MEMBRANE
 - C2 FIRE SPRAY (TBD)
 - C3 ACOUSTIC CEILING TILE

DRAWING LEGEND:

- A B C ACCESSIBLE PARKING
- REG REGULAR PARKING STALL, REFER TO 1/AP0401.2/AP0401.3/AP0401
- MC MOTORCYCLE PARKING
- PO ACCESSIBLE ENTRANCE W/ POWER DOOR OPERATOR & ACCESSIBLE PUSH BUTTON
- BOLLARD
- PAINTED TRAFFIC ARROWS
- TACTILE PAVING/FLOORING STRIPS
- STRIPED PEDESTRIAN WALKWAY
- PARKING LINES
- CATCH BASIN
- DURESS STATION

Parking Schedule - LEVEL 05

Description	Size	Count
Level 05 MOTORCYCLE PARKING	Parking - 3m x 1.3m	1
REGULAR PARKING STALL	Parking - 2.2m x 5.2m	163
Level 05: 164		

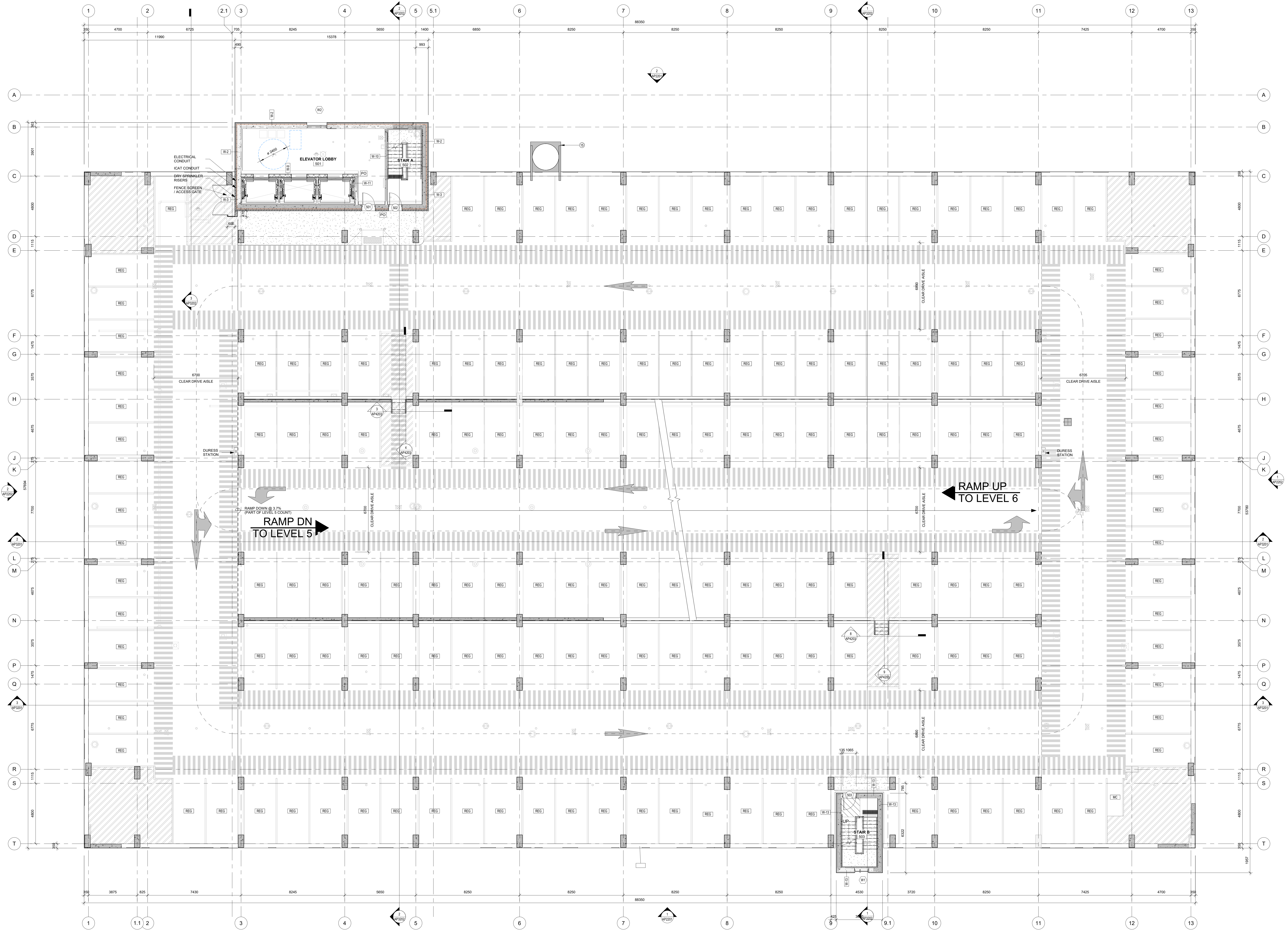
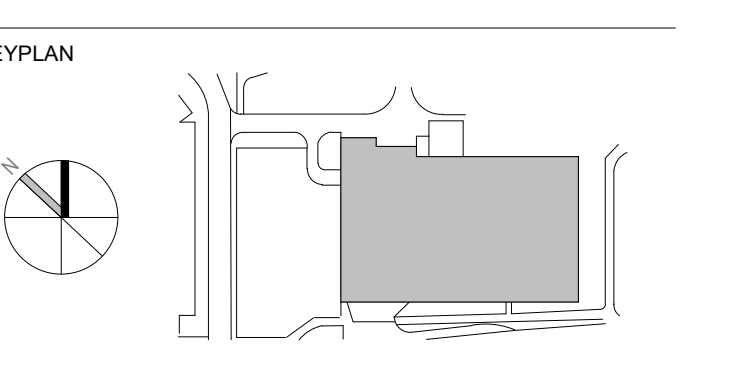


CHEO
1Door4Care

Infrastructure Ontario

EllisDon
INFRASTRUCTURE Healthcare

WALTER FEDY
KITCHENER | HAMILTON | TORONTO
905.885.1378 walterfedy.com



2 2023-08-16 ISSUED FOR SPIC SUBMISSION
1 2023-04-01 ISSUED FOR P101-20 SUBMISSION
0 2023-04-01 ISSUED FOR TECHNICAL SUBMISSION

DATE: 2023-08-16

revisions

ONTARIO ASSOCIATION OF ARCHITECTS
JASON CHANG
LICENCE #892

All drawing and specifications are the property of the architect. The contractor shall verify all dimensions and information on site and report any discrepancy to architect before proceeding.

1Door4Care: CHEO Integrated Treatment Centre: Parking Garage

401 Smyth Road, Ottawa ON

LEVEL 5 - OVERALL PLAN

scale: 1 : 100
drawn by: JCU/VP
reviewed by: JCU/VP
job number: 2021-0801-10
plot date: 2023-08-16
drawing number:

City of Ottawa File No. D07-12-22-0170
City of Ottawa Plan No. 18912

AP1405

2023-08-16 11:16:48 PM C:\pwworking\AP1405_2021-0801-10_0_0_0.dwg

1 Level 05
AP1405 Scale: 1:100

FLOOR PLAN NOTES

- 1 CONCRETE COLUMN YELLOW COLOUR VIA ADDITIVE SMOOTH FINISH
- 2 CONCRETE SPANDREL (LEVELS 2-7) TAN COLOUR VIA ADDITIVE SMOOTH SANDBLAST FINISH
- 3 CONCRETE SPANDREL (LEVEL 1) DARK GREY COLOUR BLOCK FORMLINER FINISH
- 4 RESERVED
- 5 CONCRETE PANEL
- 6 CONCRETE PANEL WITH ALUMINUM PANEL EXTERIOR FINISH
- 7 CONCRETE SLAB ON GRADE
- 8 CONCRETE SLAB TOPPING TO HAVE WASH AT EDGES OF WALLS AND SPANDRELS TOPPING TO BE FINISHED TO WALLS AND SPANDRELS REFER TO PRECAST SHOP DRAWINGS FOR FINISH DETAIL
- 9 DECORATIVE METAL PANEL REFER TO ARCHITECTURAL ELEVATIONS FOR PATTERN ARRANGEMENT AND COLOUR DISTRIBUTION REFER TO ARCHITECTURAL DETAILS FOR DESIGN DETAILS
- 10 STAR TOWER STAR
- 11 RESERVED
- 12 RESERVED
- 13 BOLLARD WITH FOOTING
- 14 BOLLARD SURFACE MOUNTED
- 15 PERMANENT SNOW CHUTE

WALL ASSEMBLIES:

- W1 300mm CAST-IN-PLACE CONCRETE WALL
- W2 ALUMINUM PANELS (COLOUR PER ELEVATIONS) 90mm THERMAL INSULATOR CLIPS 25mm AIRSPACE 75mm SPRAY FOAM INSULATION AV BARRIER MEMBRANE 300mm CP CONCRETE
- W3 240mm CONCRETE MASONRY UNITS
- W4 200mm CAST-IN-PLACE CONCRETE WALL
- W5 200mm CAST-IN-PLACE CONCRETE WALL
- W6 90mm ARCHITECTURAL BLOCK 25mm AIRSPACE 75mm SPRAY FOAM INSULATION AV BARRIER MEMBRANE 300mm CP CONCRETE
- W7 90mm ARCHITECTURAL BLOCK 25mm AIRSPACE 75mm SPRAY FOAM INSULATION AV BARRIER MEMBRANE 300mm CP CONCRETE
- W8 300mm ARCHITECTURAL BLOCK
- W9 200mm CONCRETE MASONRY UNITS
- W10 300mm CAST-IN-PLACE CONCRETE PERIMETER STRUCTURAL SPANDREL 1200 AFF TYP
- W11 190mm CONCRETE MASONRY UNITS
- W12 200mm ARCHITECTURAL BLOCK 25mm AIRSPACE 75mm SPRAY FOAM INSULATION AV BARRIER MEMBRANE 300mm CP CONCRETE
- W13 200mm CAST-IN-PLACE CONCRETE WALL
- W14 300mm ARCHITECTURAL BLOCK 25mm AIRSPACE 75mm SPRAY FOAM INSULATION AV BARRIER MEMBRANE 300mm CP CONCRETE
- W15 300mm ARCHITECTURAL BLOCK 25mm AIRSPACE 75mm SPRAY FOAM INSULATION AV BARRIER MEMBRANE 300mm CP CONCRETE
- W16 200mm ARCHITECTURAL BLOCK
- W17 300mm CAST-IN-PLACE CONCRETE PERIMETER STRUCTURAL SPANDREL 1200 AFF TYP
- W18 190mm CONCRETE MASONRY UNITS

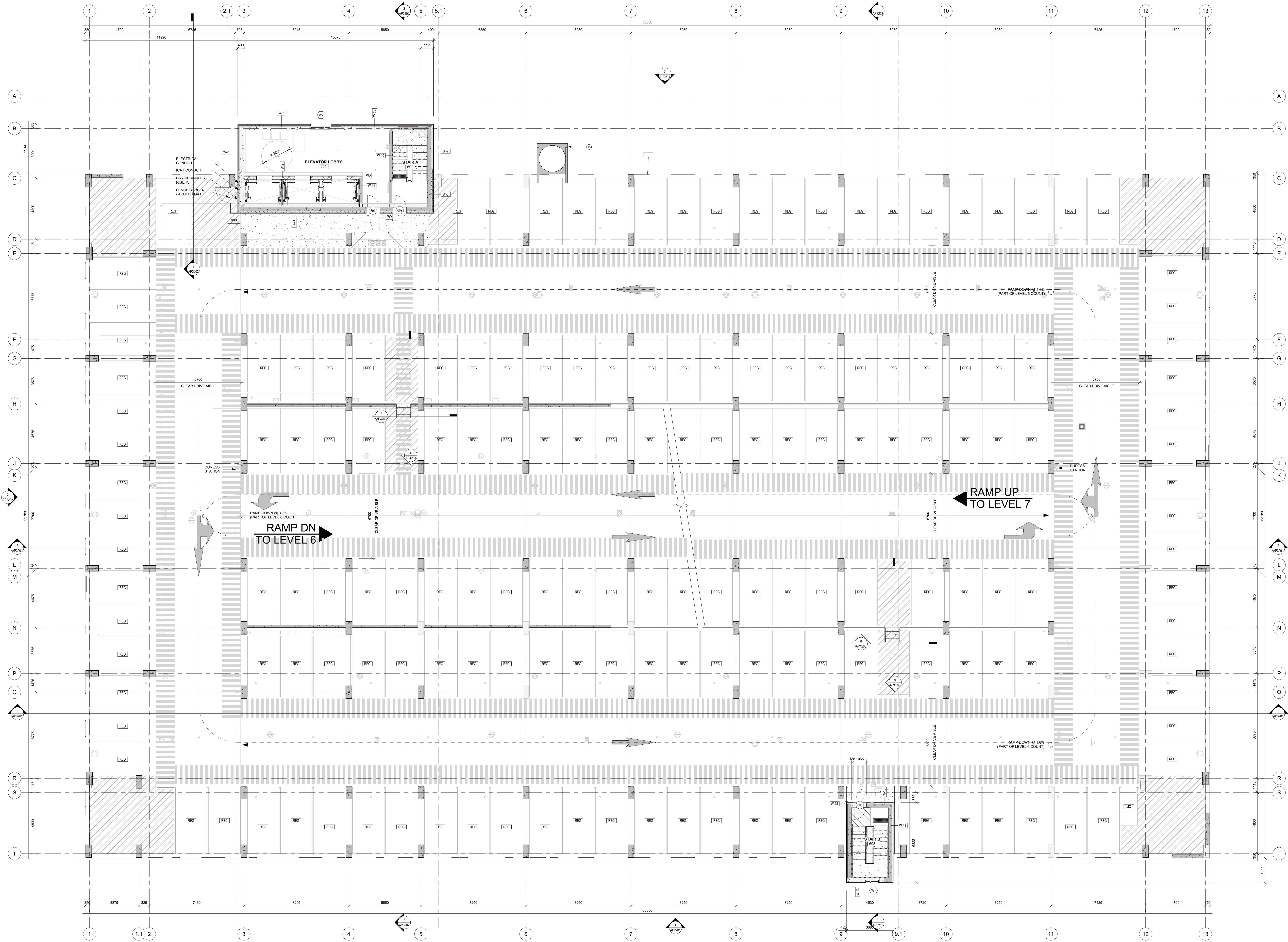
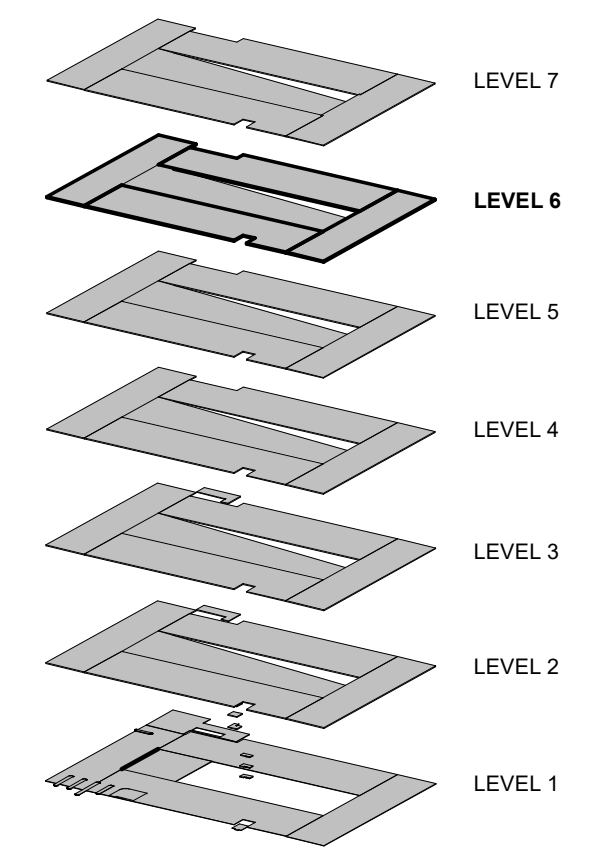
FINISH LEGEND:

- NOTE: REFER TO FINISH SCHEDULE FOR PRODUCT AND COLOUR SPECIFICATION
- WALL FINISHES**
- MF1 WHITE PAINT
 - MF2 ACCENT PAINT
 - MF3 ACCENT PAINT
 - MF4 ACCENT PAINT
- FLOOR FINISHES**
- FC1 TRAFFIC COATING MEMBRANE
 - FC2 SEALED CONCRETE
 - FC3 CERAMIC FLOOR TILE
- CEILING FINISHES**
- CE1 RUBBER BASE
 - CE2 TRAFFIC COATING MEMBRANE
 - CE3 FIRE SPRAY (TBO)
 - CE4 ACOUSTIC CEILING TILE

DRAWING LEGEND:

- A B C ACCESSIBLE PARKING
- REG REGULAR PARKING STALL REFER TO 1/AP0401.2/AP0401.3/AP0401
- MC MOTORCYCLE PARKING
- PO ACCESSIBLE ENTRANCE W/ POWER DOOR OPERATOR & ACCESSIBLE PUSH BUTTON
- BOLLARD
- PAINTED TRAFFIC ARROWS
- TACTILE PAVING/FLOORING STRIPS
- STRIPED PEDESTRIAN WALKWAY
- PARKING LINES
- CATCH BASIN
- DURESS STATION

Parking Schedule - LEVEL 06		
Description	Size	Count
Level 06		
MOTORCYCLE PARKING	Parking - 3m x 1.5m	1
REGULAR PARKING STALL	Parking - 2.6m x 5.2m	163
Level 06: 164		

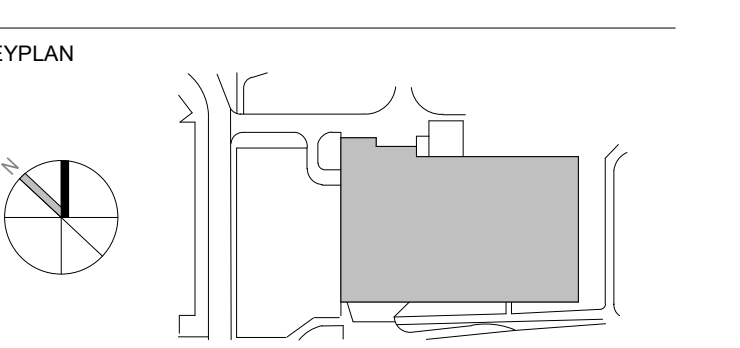


CHEO
1Door4Care

Infrastructure
Ontario

EllisDon
INFRASTRUCTURE Healthcare

WALTERFEDY
KITCHENER | HAMILTON | TORONTO



ONTARIO ASSOCIATION
OF ARCHITECTS

JASON CHANG
LICENSED ARCHITECT

All drawing and specifications are the property of the architect. The contractor shall verify all dimensions and information on site and report any discrepancy to architect before proceeding.

1Door4Care: CHEO Integrated Treatment Centre: Parking Garage

401 Smyth Road, Ottawa ON

LEVEL 6 - OVERALL PLAN

Scale: 1 : 100
 drawn by: JCV/VD
 reviewed by: JCV/VD
 job number: 2021-0801-10
 plot date: 2023-08-16
 drawing number:

City of Ottawa File No. D07-12-22-0170
 City of Ottawa Plan No. 18912

AP1406

FLOOR PLAN NOTES

- ① CONCRETE COLUMN YELLOW COLOUR VIA ADDITIVE SMOOTH FINISH
- ② CONCRETE SPANDREL LEVELS 2-7 TAN COLOUR VIA ADDITIVE SMOOTH SANDBLAST FINISH
- ③ CONCRETE SPANDREL LEVEL 11 DARK GREY COLOUR BLOCK FORMLINER FINISH
- ④ RESERVED
- ⑤ CONCRETE PANEL
- ⑥ CONCRETE PANEL WITH ALUMINUM PANEL EXTERIOR FINISH
- ⑦ CONCRETE SLAB ON GRC
- ⑧ CONCRETE SLAB TOPPING TO HAVE WASH AT EDGES OF WALLS AND SPANDRELS TOPPING TO BE THICKER TO WALLS AND SPANDRELS. REFER TO PRECAST SHOP DRAWINGS FOR REBAR DETAIL
- ⑨ DECORATIVE METAL PANEL REFER TO ARCHITECTURAL ELEVATIONS FOR PATTERN ARRANGEMENT AND COLOUR DISTRIBUTION. REFER TO ARCHITECTURAL DETAILS FOR DESIGN DETAILS
- ⑩ STAR TOWER STAR
- ⑪ RESERVED
- ⑫ RESERVED
- ⑬ BOLLARD WITH FOOTING
- ⑭ BOLLARD SURFACE MOUNTED
- ⑮ PERMANENT SNOW CHUTE

WALL ASSEMBLIES:

- [WA.1] 300mm CAST-IN-PLACE CONCRETE WALL
- [WA.2] ALUMINUM PANELS (COLOUR PER ELEVATIONS) 25mm THERMAL INSULATOR CLIPS 25mm AIRSPACE 75mm SPRAY FOAM INSULATION AV BARRIER MEMBRANE 300mm CP CONCRETE
- [WA.3] 90mm ARCHITECTURAL BLOCK 25mm AIRSPACE 75mm SPRAY FOAM INSULATION AV BARRIER MEMBRANE 300mm CP CONCRETE
- [WA.4] 300mm ARCHITECTURAL BLOCK 25mm AIRSPACE 75mm SPRAY FOAM INSULATION AV BARRIER MEMBRANE 300mm CP CONCRETE
- [WA.5] 300mm ARCHITECTURAL BLOCK
- [WA.6] 300mm ARCHITECTURAL BLOCK
- [WA.7] 300mm ARCHITECTURAL BLOCK
- [WA.8] 300mm ARCHITECTURAL BLOCK
- [WA.9] 300mm ARCHITECTURAL BLOCK
- [WA.10] 300mm ARCHITECTURAL BLOCK
- [WA.11] 300mm ARCHITECTURAL BLOCK
- [WA.12] 300mm ARCHITECTURAL BLOCK
- [WA.13] 300mm ARCHITECTURAL BLOCK
- [WA.14] 300mm ARCHITECTURAL BLOCK
- [WA.15] 300mm ARCHITECTURAL BLOCK
- [WA.16] 300mm ARCHITECTURAL BLOCK
- [WA.17] 300mm ARCHITECTURAL BLOCK
- [WA.18] 300mm ARCHITECTURAL BLOCK
- [WA.19] 300mm ARCHITECTURAL BLOCK
- [WA.20] 300mm ARCHITECTURAL BLOCK
- [WA.21] 300mm ARCHITECTURAL BLOCK
- [WA.22] 300mm ARCHITECTURAL BLOCK
- [WA.23] 300mm ARCHITECTURAL BLOCK
- [WA.24] 300mm ARCHITECTURAL BLOCK
- [WA.25] 300mm ARCHITECTURAL BLOCK
- [WA.26] 300mm ARCHITECTURAL BLOCK
- [WA.27] 300mm ARCHITECTURAL BLOCK
- [WA.28] 300mm ARCHITECTURAL BLOCK
- [WA.29] 300mm ARCHITECTURAL BLOCK
- [WA.30] 300mm ARCHITECTURAL BLOCK
- [WA.31] 300mm ARCHITECTURAL BLOCK
- [WA.32] 300mm ARCHITECTURAL BLOCK
- [WA.33] 300mm ARCHITECTURAL BLOCK
- [WA.34] 300mm ARCHITECTURAL BLOCK
- [WA.35] 300mm ARCHITECTURAL BLOCK
- [WA.36] 300mm ARCHITECTURAL BLOCK
- [WA.37] 300mm ARCHITECTURAL BLOCK
- [WA.38] 300mm ARCHITECTURAL BLOCK
- [WA.39] 300mm ARCHITECTURAL BLOCK
- [WA.40] 300mm ARCHITECTURAL BLOCK
- [WA.41] 300mm ARCHITECTURAL BLOCK
- [WA.42] 300mm ARCHITECTURAL BLOCK
- [WA.43] 300mm ARCHITECTURAL BLOCK
- [WA.44] 300mm ARCHITECTURAL BLOCK
- [WA.45] 300mm ARCHITECTURAL BLOCK
- [WA.46] 300mm ARCHITECTURAL BLOCK
- [WA.47] 300mm ARCHITECTURAL BLOCK
- [WA.48] 300mm ARCHITECTURAL BLOCK
- [WA.49] 300mm ARCHITECTURAL BLOCK
- [WA.50] 300mm ARCHITECTURAL BLOCK
- [WA.51] 300mm ARCHITECTURAL BLOCK
- [WA.52] 300mm ARCHITECTURAL BLOCK
- [WA.53] 300mm ARCHITECTURAL BLOCK
- [WA.54] 300mm ARCHITECTURAL BLOCK
- [WA.55] 300mm ARCHITECTURAL BLOCK
- [WA.56] 300mm ARCHITECTURAL BLOCK
- [WA.57] 300mm ARCHITECTURAL BLOCK
- [WA.58] 300mm ARCHITECTURAL BLOCK
- [WA.59] 300mm ARCHITECTURAL BLOCK
- [WA.60] 300mm ARCHITECTURAL BLOCK
- [WA.61] 300mm ARCHITECTURAL BLOCK
- [WA.62] 300mm ARCHITECTURAL BLOCK
- [WA.63] 300mm ARCHITECTURAL BLOCK
- [WA.64] 300mm ARCHITECTURAL BLOCK
- [WA.65] 300mm ARCHITECTURAL BLOCK
- [WA.66] 300mm ARCHITECTURAL BLOCK
- [WA.67] 300mm ARCHITECTURAL BLOCK
- [WA.68] 300mm ARCHITECTURAL BLOCK
- [WA.69] 300mm ARCHITECTURAL BLOCK
- [WA.70] 300mm ARCHITECTURAL BLOCK
- [WA.71] 300mm ARCHITECTURAL BLOCK
- [WA.72] 300mm ARCHITECTURAL BLOCK
- [WA.73] 300mm ARCHITECTURAL BLOCK
- [WA.74] 300mm ARCHITECTURAL BLOCK
- [WA.75] 300mm ARCHITECTURAL BLOCK
- [WA.76] 300mm ARCHITECTURAL BLOCK
- [WA.77] 300mm ARCHITECTURAL BLOCK
- [WA.78] 300mm ARCHITECTURAL BLOCK
- [WA.79] 300mm ARCHITECTURAL BLOCK
- [WA.80] 300mm ARCHITECTURAL BLOCK
- [WA.81] 300mm ARCHITECTURAL BLOCK
- [WA.82] 300mm ARCHITECTURAL BLOCK
- [WA.83] 300mm ARCHITECTURAL BLOCK
- [WA.84] 300mm ARCHITECTURAL BLOCK
- [WA.85] 300mm ARCHITECTURAL BLOCK
- [WA.86] 300mm ARCHITECTURAL BLOCK
- [WA.87] 300mm ARCHITECTURAL BLOCK
- [WA.88] 300mm ARCHITECTURAL BLOCK
- [WA.89] 300mm ARCHITECTURAL BLOCK
- [WA.90] 300mm ARCHITECTURAL BLOCK
- [WA.91] 300mm ARCHITECTURAL BLOCK
- [WA.92] 300mm ARCHITECTURAL BLOCK
- [WA.93] 300mm ARCHITECTURAL BLOCK
- [WA.94] 300mm ARCHITECTURAL BLOCK
- [WA.95] 300mm ARCHITECTURAL BLOCK
- [WA.96] 300mm ARCHITECTURAL BLOCK
- [WA.97] 300mm ARCHITECTURAL BLOCK
- [WA.98] 300mm ARCHITECTURAL BLOCK
- [WA.99] 300mm ARCHITECTURAL BLOCK
- [WA.100] 300mm ARCHITECTURAL BLOCK

FINISH LEGEND:

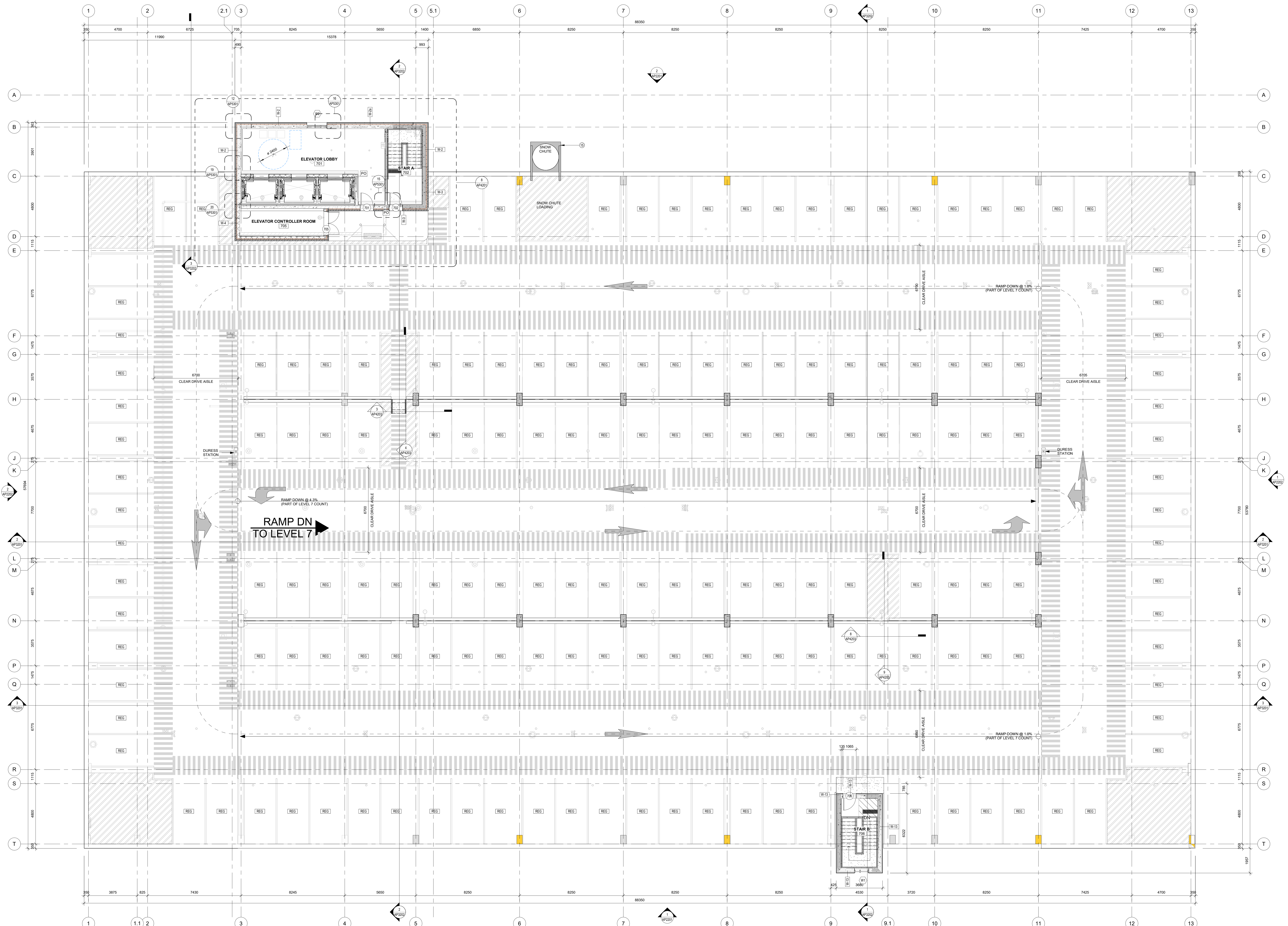
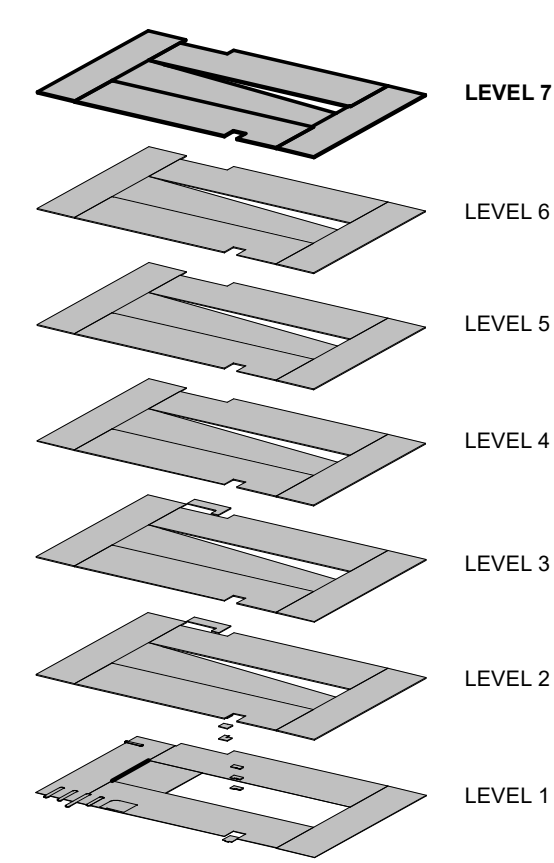
- NOTE: REFER TO FINISH SCHEDULE FOR PRODUCT AND COLOUR SPECIFICATION.
- WALL FINISHES**
- [WF.1] WHITE PAINT
 - [WF.2] ACCENT PAINT
 - [WF.3] ACCENT PAINT
 - [WF.4] ACCENT PAINT
- CEILING FINISHES**
- [CF.1] RUBBER BASE
- FLOOR FINISHES**
- [FF.1] TRAFFIC COATING MEMBRANE
 - [FF.2] SEALED CONCRETE
 - [FF.3] CERAMIC FLOOR TILE
- CEILING FINISHES**
- [CF.2] TRAFFIC COATING MEMBRANE
 - [CF.3] FIRE SPRAY (TBD)
 - [CF.4] ACOUSTIC CEILING TILE

DRAWING LEGEND:

- [A] [B] [C] ACCESSIBLE PARKING
- [REG] REGULAR PARKING STALL REFER TO 1/AP0401.2/AP0401.3/AP0401.4
- [MC] MOTORCYCLE PARKING
- [PD] ACCESSIBLE ENTRANCE W/ POWER DOOR OPERATOR & ACCESSIBLE PUSH BUTTON
- [R] BOLLARD
- [PA] PAINTED TRAFFIC ARROWS
- [T] TACTILE PAVING/FLOORING STRIPS
- [S] STRIPED PEDESTRIAN WALKWAY
- [P] PARKING LINES
- [CB] CATCH BASIN
- [CS] CURB CUT
- [DS] DURESS STATION

Parking Schedule - LEVEL 07

Description	Size	Count
Level 07 REGULAR PARKING STALL	Parking - 2.6m x 5.2m	163
Level 07: 163		



2023-08-16 11:16:53 PM C:\p\proj\p0401\2023-08-01-10-00-00.dwg

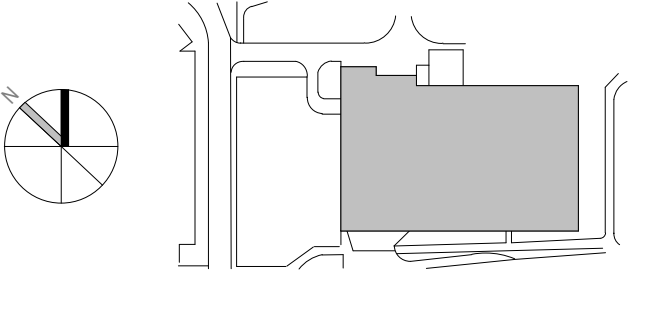
1 LEVEL 07
AP1407 Scale: 1:100

City of Ottawa File No. D07-12-22-0170
City of Ottawa Plan No. 18912



WALTER FEDY
KITCHENER | HAMILTON | TORONTO
905.883.1376 walterfedy.com

KEYPLAN



2 2023-08-16 ISSUED FOR SPIC SUBMISSION
1 2023-04-11 ISSUED FOR PDC SUBMISSION
0 2023-04-20 ISSUED FOR TECHNICAL SUBMISSION
DATE REVISIONS
1 2023-08-16
AS 18, REG
All drawing and specifications are the property of the architect. The contractor shall verify all dimensions and information on site and report any discrepancy to architect before proceeding.

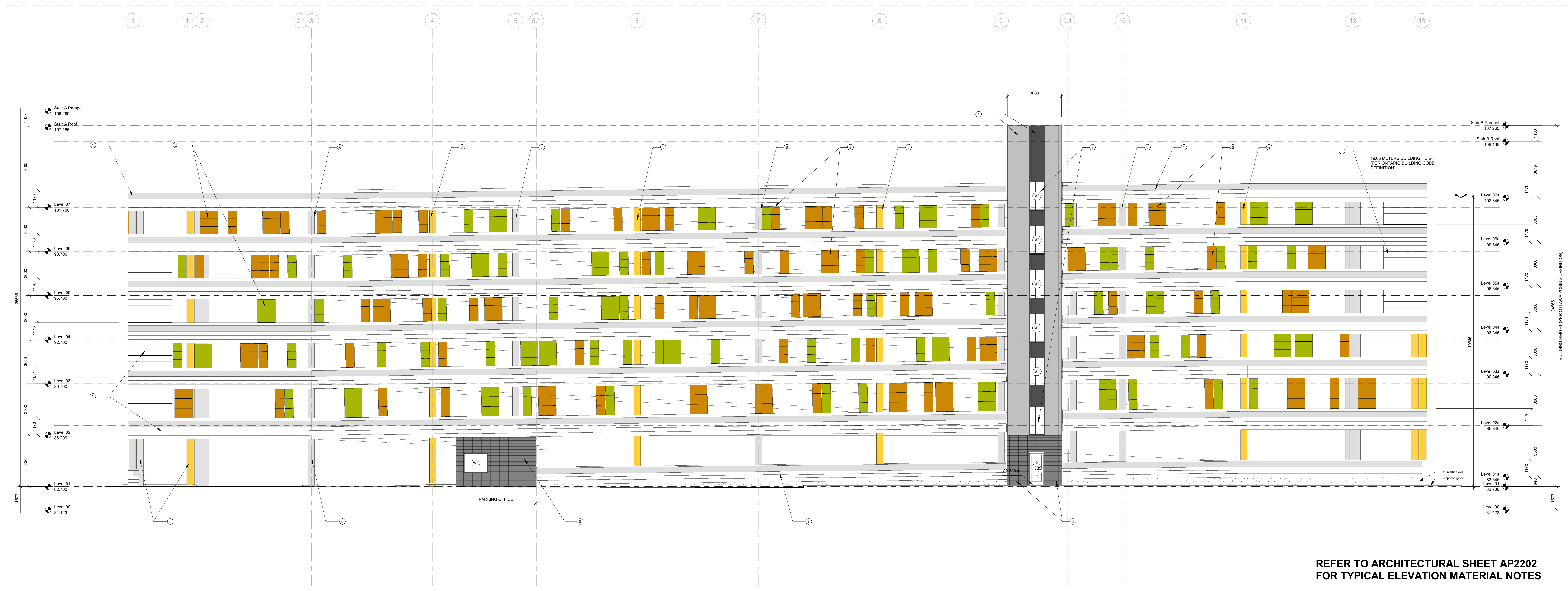
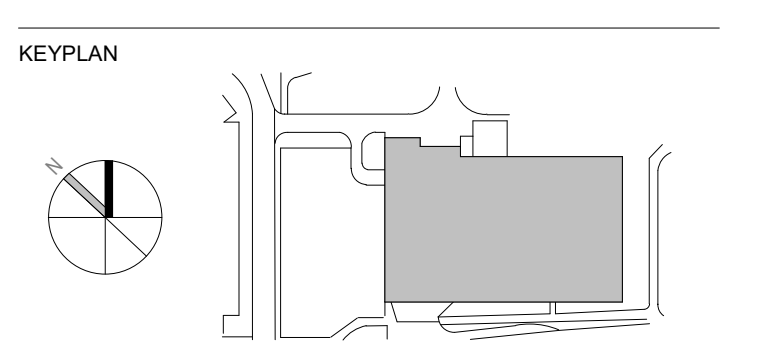
1Door4Care: CHEO Integrated Treatment Centre: Parking Garage

401 Smyth Road, Ottawa ON

LEVEL 7 - OVERALL PLAN

scale: 1:100
drawn by: JCV/D
reviewed by: JCV/D
job number: 2021-0801-19
plot date: 2023-08-16
drawing number:

AP1407



REFER TO ARCHITECTURAL SHEET AP2202 FOR TYPICAL ELEVATION MATERIAL NOTES


1 SOUTH ELEVATION
AP2201 Scale: 1: 100



REFER TO ARCHITECTURAL SHEET AP2202 FOR TYPICAL ELEVATION MATERIAL NOTES

2 NORTH ELEVATION
AP2201 Scale: 1: 100

#	DATE	REVISION
2	2023-08-16	ISSUED FOR SPIC SUBMISSION
1	2023-04-21	ISSUED FOR PDR, DO SUBMISSION
0	2023-04-20	ISSUED FOR TECHNICAL SUBMISSION
#	DATE	REVISION




1Door4Care: CHEO Integrated Treatment Centre: Parking Garage

401 Smyth Road, Ottawa ON

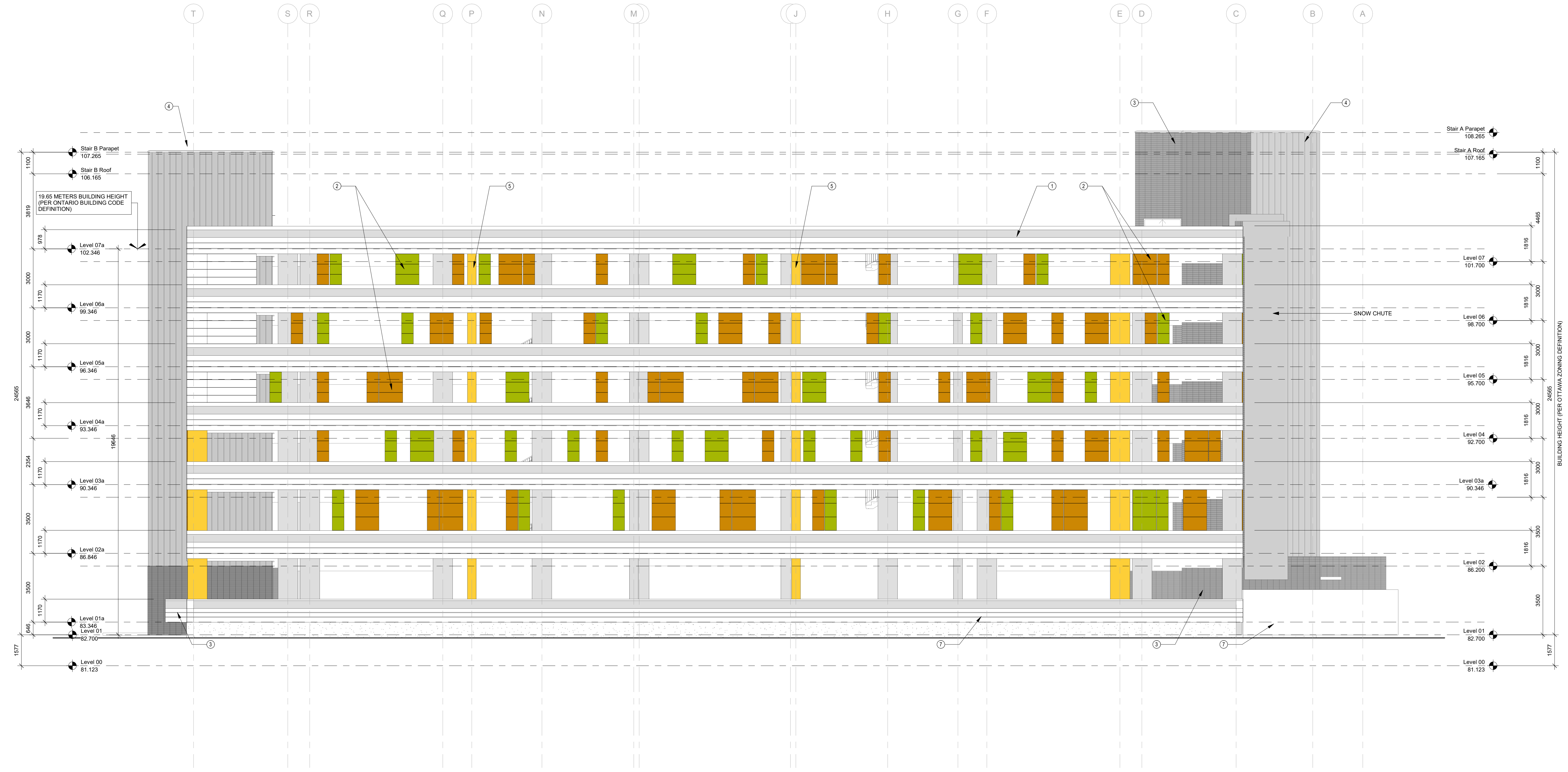
BUILDING ELEVATIONS

scale:	1: 100
drawn by:	VP
reviewed by:	JCL/DV
job number:	2021-0801-19
plot date:	2023-08-16
drawing number:	AP2201

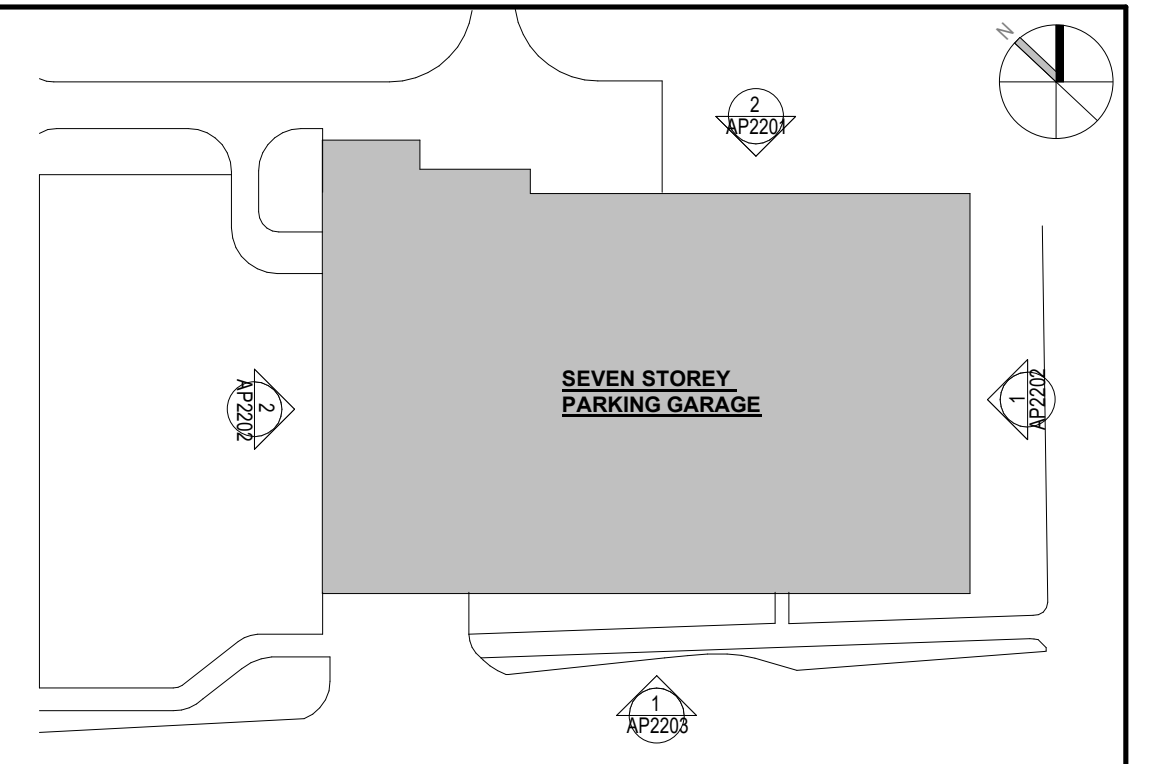
City of Ottawa File No. D07-12-22-0170
City of Ottawa Plan No. 18912



2 WEST ELEVATION
AP2202 Scale: 1:100



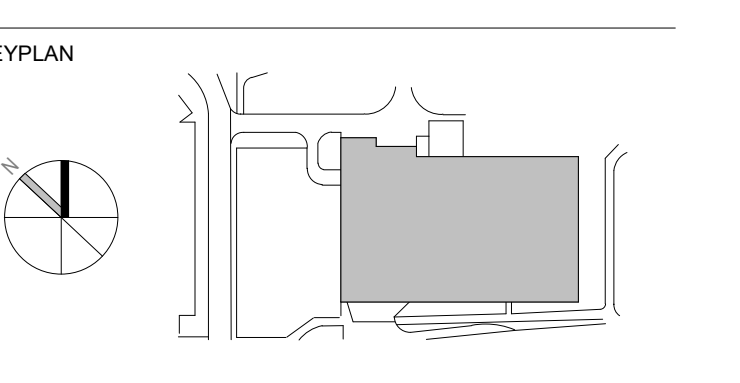
1 EAST ELEVATION
AP2202 Scale: 1:100



SITE PLAN DIAGRAM

ELEVATION NOTES

- ① CONCRETE SPANDRELS WITH REVEAL LINES.
- ② COLOURED ALUMINUM PANELS. COLOUR MATCHED TO THE SPANDREL COLOURS OF THE 1000CARE FACILITY.
- ③ COLOURED CONCRETE BLOCK. BLOCK WILL BE USED AROUND THE ENTRANCE AREAS OF THE PARKING GARAGE. SIMILAR TO THE 1000CARE FACILITY. THE BLOCK WILL BE THE SAME PRODUCT FAMILY.
- ④ SILVERBACK ALUMINUM PANELS WILL BE MATCHED TO THE VERTICAL WATERFALL PANELS USED AT THE 1000CARE FACILITY. THE PRODUCTS WILL BE OF THE SAME PRODUCT FAMILY MATCHING THE DESIGN LANGUAGE OF THE TWO BUILDINGS.
- ⑤ CONCRETE COLUMNS. COLUMNS WILL HAVE YELLOW COLOUR. WILL MATCH VERTICAL SPANDRELS OF THE 1000CARE FACILITY, AND ALSO ADD A LEVEL OF PLAYFULNESS OF THE BUILDING.
- ⑥ CONCRETE COLUMNS. NATURAL COLOUR.
- ⑦ ARCHITECTURAL EXPOSED CONCRETE.
- ⑧ ALL EXTERIOR GLAZING TO BE 'SPD-SAFE' GLAZING.



2 2023-08-16 ISSUED FOR SPIC SUBMISSION
 1 2023-07-31 ISSUED FOR POC SUBMISSION
 0 2023-04-20 ISSUED FOR TECHNICAL SUBMISSION

#	DATE	REVISION

revisions

ONTARIO ASSOCIATION OF ARCHITECTS
 ARCHITECTS
 JASON CHANG
 LICENCE #892

All drawing and specifications are the property of the architect. The contractor shall verify all dimensions and information on site and report any discrepancy to architect before proceeding.

1Door4Care: CHEO Integrated Treatment Centre: Parking Garage

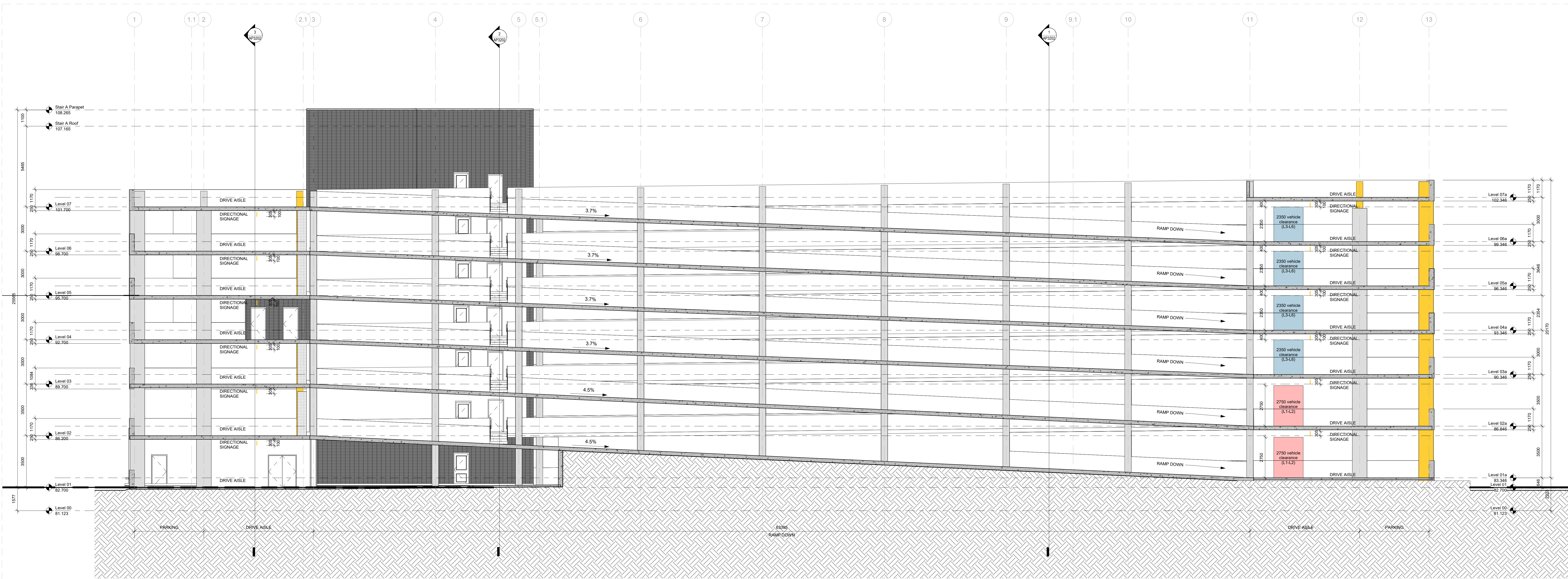
401 Smyth Road, Ottawa ON

BUILDING ELEVATIONS

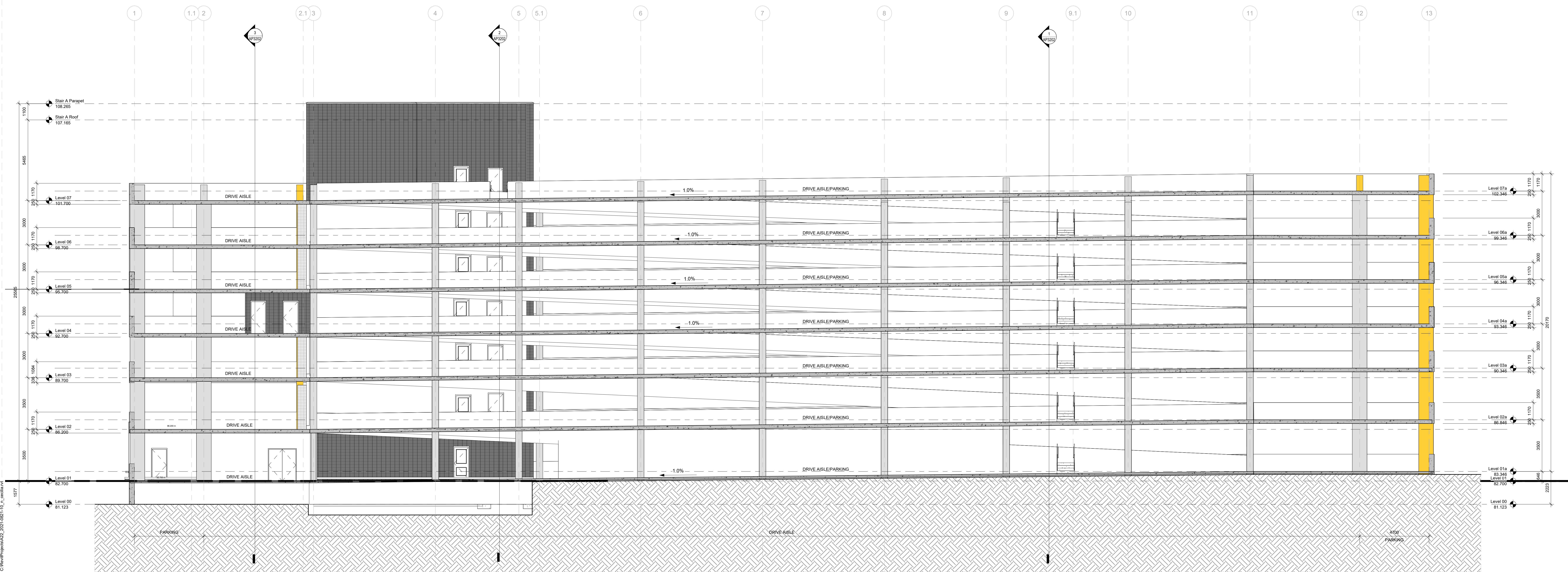
scale: As Indicated
 drawn by: JCV/D
 reviewed by: 2021-0801-19
 job number: 2023-08-16
 plot date:
 drawing number:

City of Ottawa File No. D07-12-22-0170
 City of Ottawa Plan No. 18912

AP2202



2 BUILDING SECTION - LOOKING EAST /WEST THROUGH RAMP
 AP3201 Scale: 1 : 100



3 BUILDING SECTION - LOOKING EAST /WEST
 AP3201 Scale: 1 : 100

KEYPLAN

2 2023-08-16 ISSUED FOR SPC SUBMISSION
 1 2023-04-21 ISSUED FOR SPC SUBMISSION
 0 2023-04-20 ISSUED FOR TECHNICAL SUBMISSION
 # DATE REVISION



All drawing and specifications are the property of the architect. The contractor shall verify all dimensions and information on site and report any discrepancy to architect before proceeding.

1Door4Care: CHEO Integrated Treatment Centre: Parking Garage

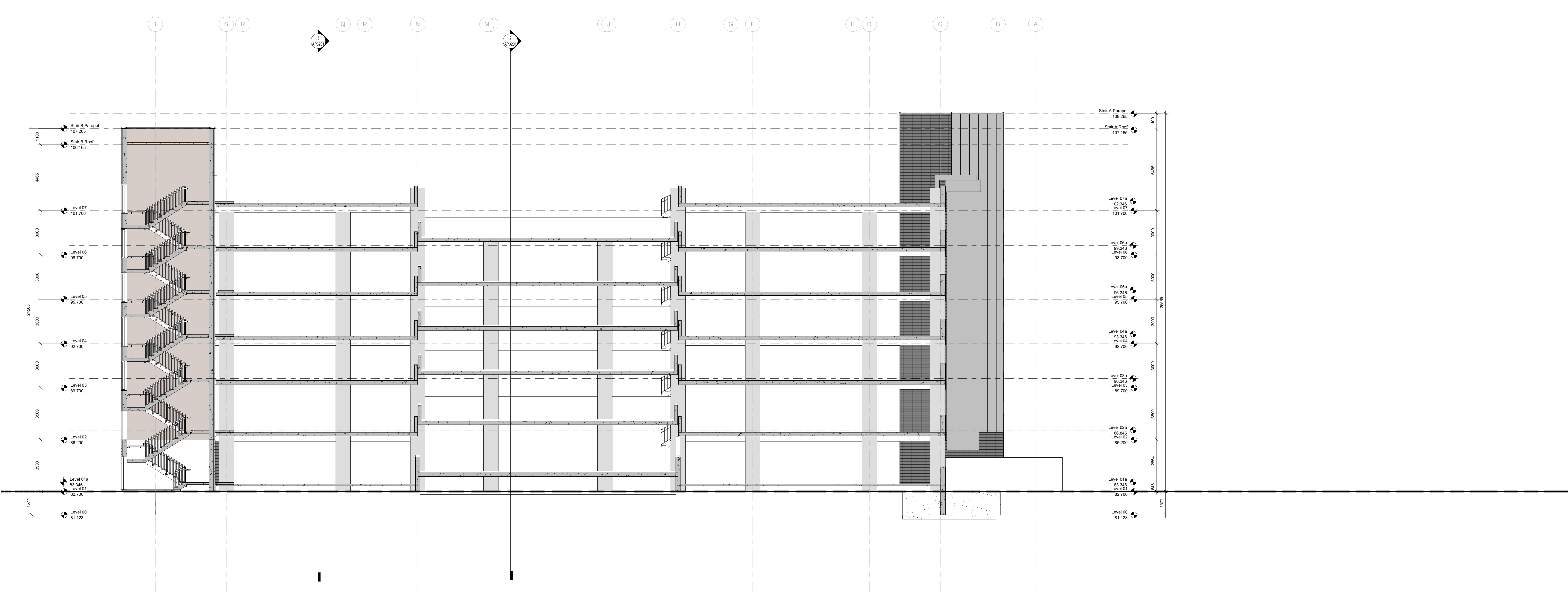
401 Smyth Road, Ottawa ON

BUILDING SECTIONS

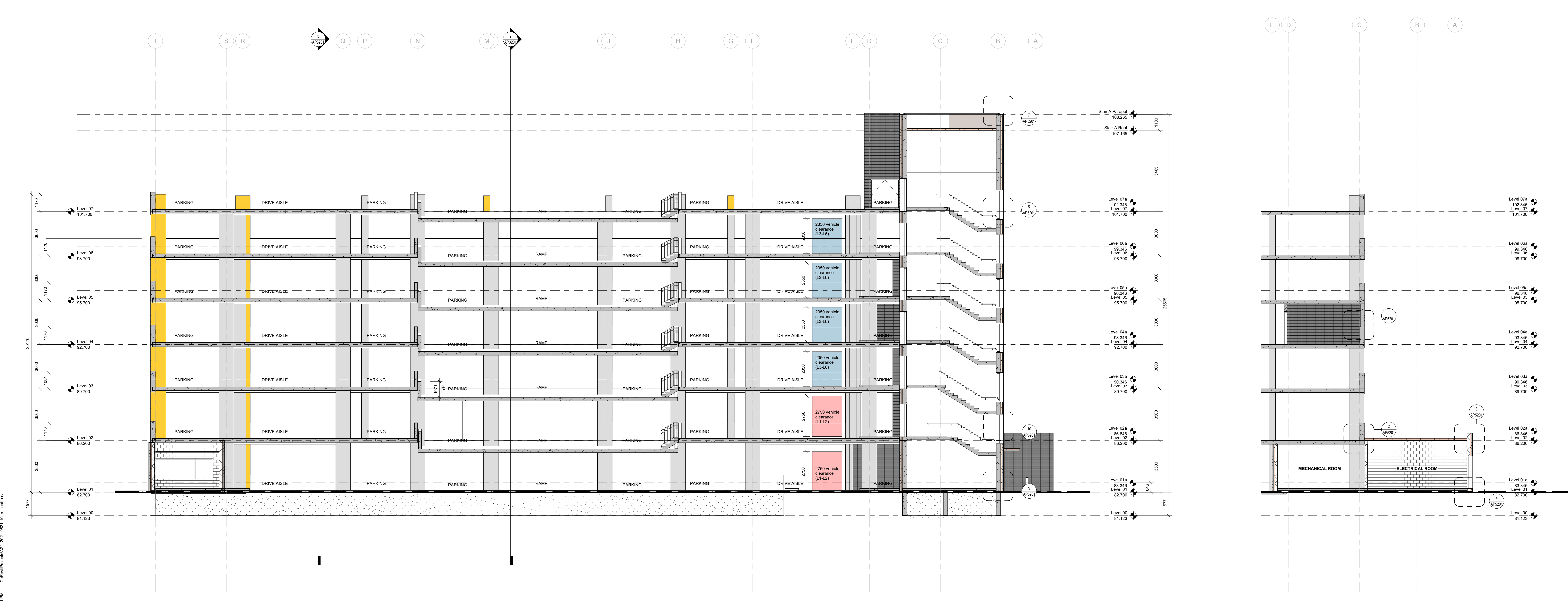
scale: 1 : 100
 drawn by: NV
 reviewed by: JCU/VD
 job number: 2021-0801-10
 plot date: 2023-08-16

drawing number:

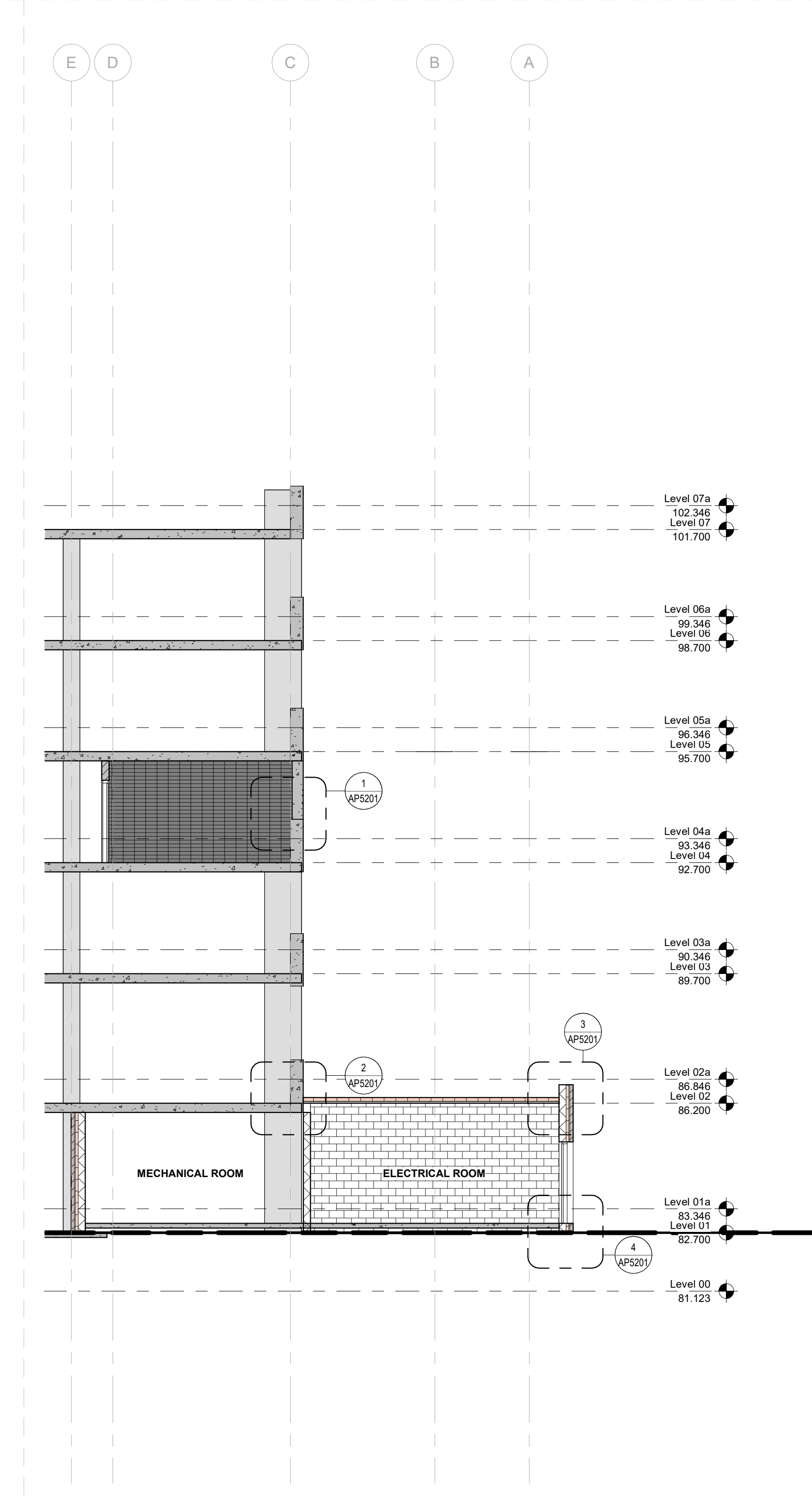
AP3201



1 BUILDING SECTION - NORTH /SOUTH AT GRID 10
Scale: 1 : 100



2 BUILDING SECTION - NORTH /SOUTH AT GRID 1
Scale: 1 : 100



3 Building Section 05
Scale: 1 : 100

2 2023-08-16 ISSUED FOR SPC SUBMISSION
1 2023-07-01 ISSUED FOR PRC SUBMISSION
0 2023-04-20 ISSUED FOR TECHNICAL SUBMISSION
DATE: REVISION:

ONTARIO ASSOCIATION OF ARCHITECTS
JASON CHANG
LICENCE #8992

All drawing and specifications are the property of the architect. The contractor shall verify all dimensions and information on site and report any discrepancy to architect before proceeding.

1Door4Care: CHEO Integrated Treatment Centre: Parking Garage
401 Smyth Road, Ottawa ON

BUILDING SECTIONS

Scale: 1 : 100
Drawn by: NV
Reviewed by: JCU/DV
Job number: 2021-0801-19
Plot date: 2023-08-16
Drawing number:

City of Ottawa File No. D07-12-22-0170
City of Ottawa Plan No. 18912

AP3202