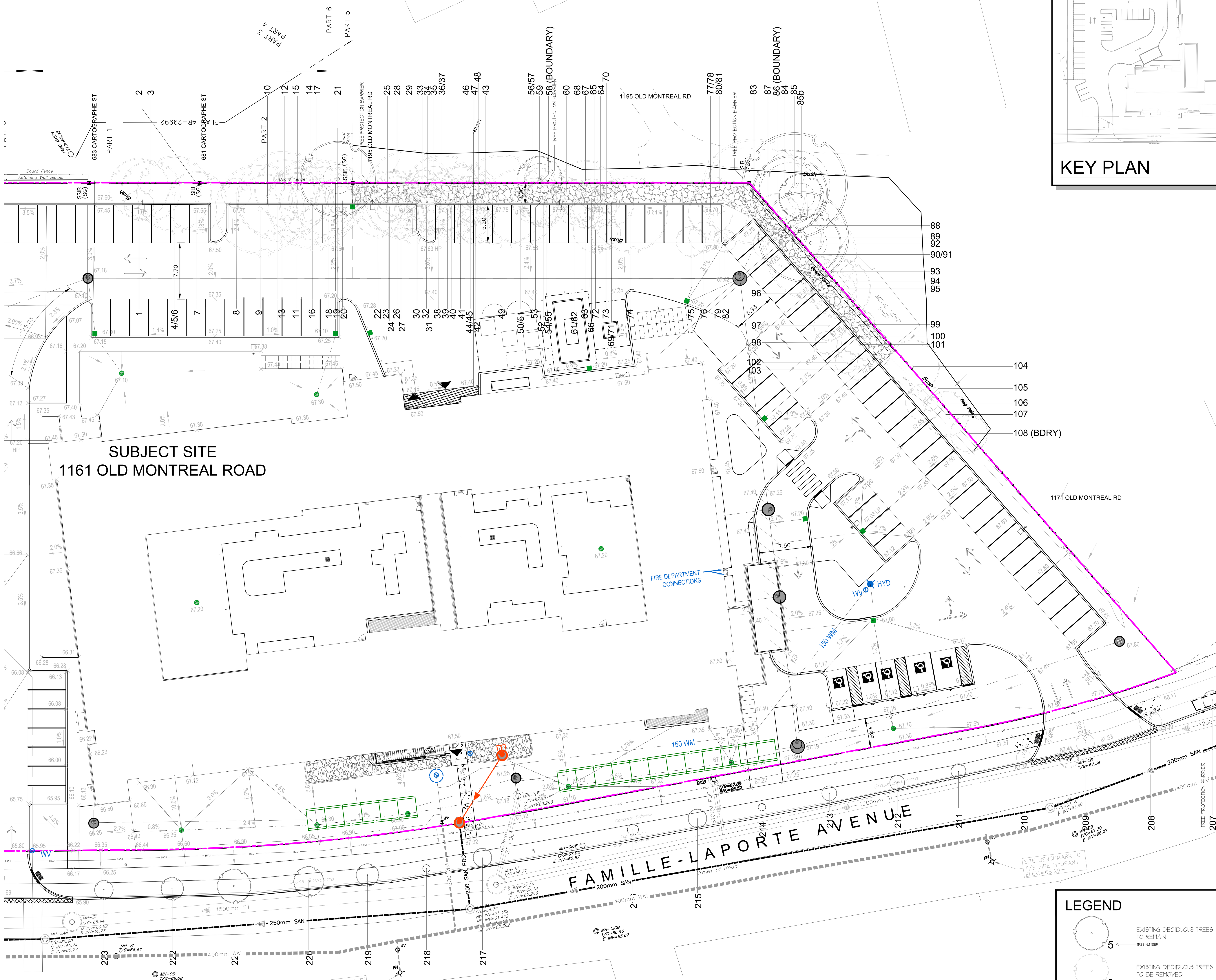

PROPOSED DEVELOPMENT & CONSERVED VEGETATION PLAN 2of2

SCALE =1:300

0 5 10 20 30m
1 : 300

REFER TO TREE CONSERVATION REPORT FOR ADDITIONAL INFORMATION AND DETAIL ABOUT THE INVENTORY AND ASSESSMENT PROCESS

REFER TO PAGE T-4 FOR THE FOLLOWING TABLES:
- TREES TO BE PRESERVED

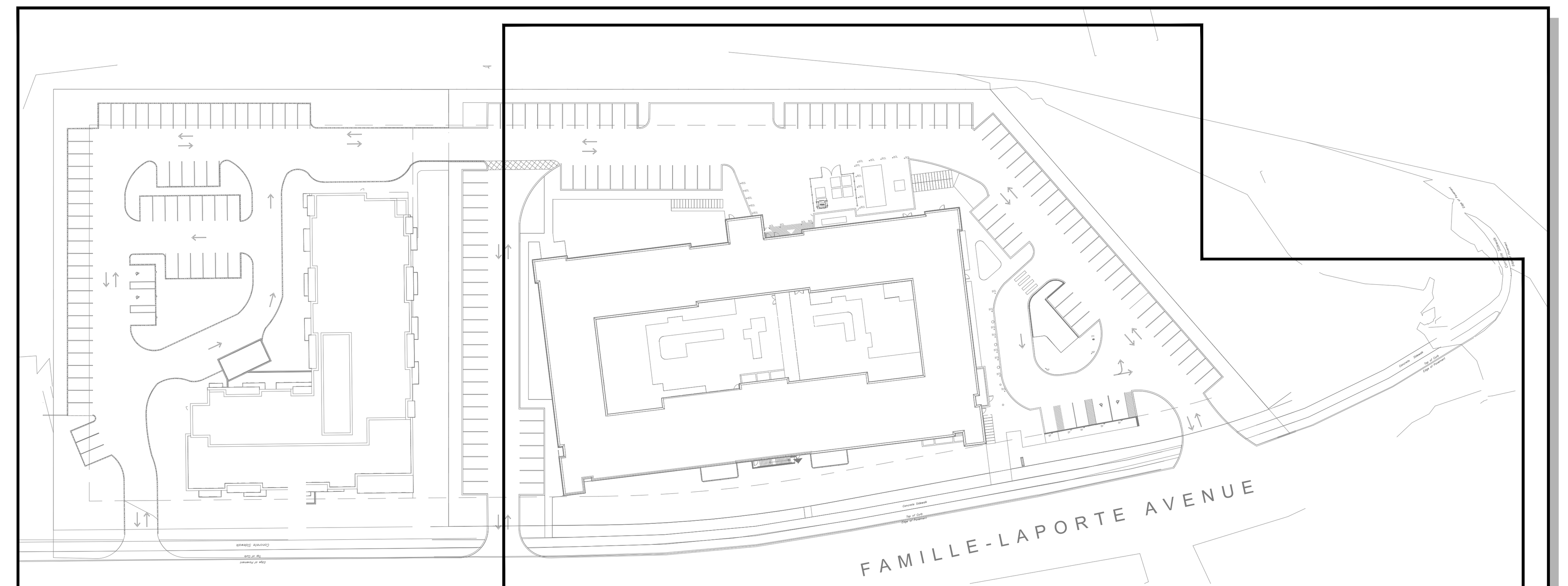

KEY PLAN

LEGEND

- 5 — EXISTING DECIDUOUS TREES TO REMAIN (TREE NUMBER)
- 8 — EXISTING DECIDUOUS TREES TO BE REMOVED (TREE NUMBER)
- 6 — EXISTING CONIFEROUS TREES TO REMAIN (TREE NUMBER)
- 9 — EXISTING CONIFEROUS TREES TO BE REMOVED (TREE NUMBER)
- CRITICAL ROOT ZONE - 10cm RADIUS PER 1cm DBH
- TREE PROTECTION BARRIER - SEE DETAIL

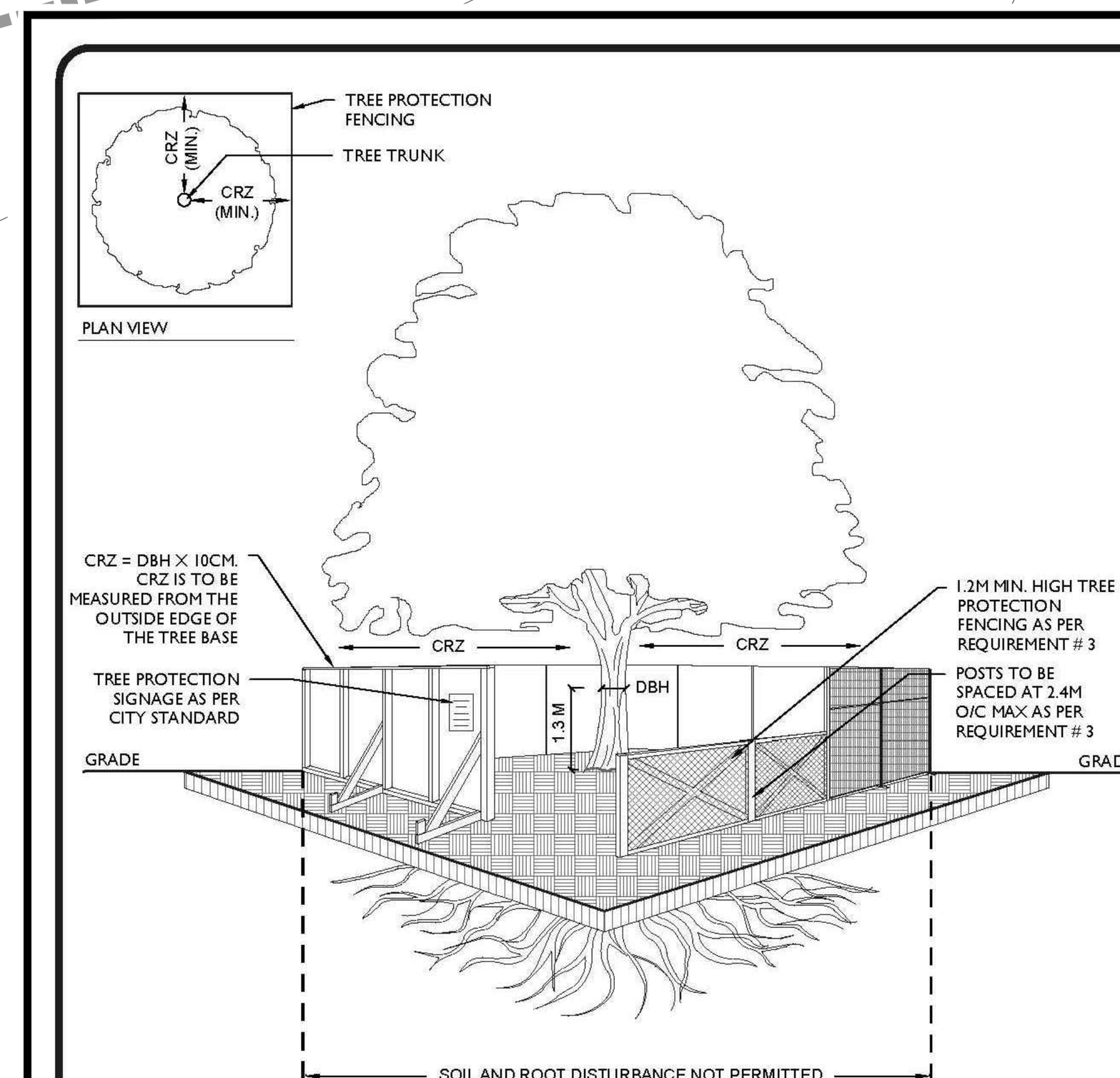

TREE PROTECTION REQUIREMENTS:

1. PRIOR TO ANY WORK ACTIVITY WITHIN THE CRITICAL ROOT ZONE (CRZ = 10 X DIAMETER) OF A TREE, TREE PROTECTION FENCING MUST BE INSTALLED SURROUNDING THE CRITICAL ROOT ZONE, AND REMAIN IN PLACE UNTIL THE WORK IS COMPLETE.
2. UNLESS PLANS ARE APPROVED BY CITY FORESTRY STAFF, FOR WORK WITHIN THE CRZ:
   - DO NOT PLACE ANY MATERIAL OR EQUIPMENT - INCLUDING OUTHOUSES;
   - DO NOT ATTACH ANY SIGNS, NOTICES OR POSTERS TO ANY TREE;
   - DO NOT RAISE OR LOWER THE EXISTING GRADE;
   - TUNNEL OR BORE WHEN DIGGING;
   - DO NOT DAMAGE THE ROOT SYSTEM, TRUNK, OR BRANCHES OR ANY TREE;
   - ENSURE THAT EXHAUST FUMES FROM ALL EQUIPMENT ARE NOT DIRECTED TOWARD ANY TREE CANOPY.
   - DO NOT EXTEND HARD SURFACE OR SIGNIFICANTLY CHANGE LANDSCAPING
3. TREE PROTECTION FENCING MUST BE AT LEAST 1.2M IN HEIGHT, AND CONSTRUCTED OF RIGID OR FRAMED MATERIALS (E.G. MODULOC - STEEL, PLYWOOD HOARDING, OR SNOW FENCE ON A 2"X4" WOOD FRAME) WITH POSTS 2.4M APART, SUCH THAT THE FENCE LOCATION CANNOT BE ALTERED. ALL SUPPORTS AND BRACING MUST BE PLACED OUTSIDE OF THE CRZ, AND INSTALLATION MUST MINIMISE DAMAGE TO EXISTING ROOTS. (SEE DETAIL)
4. THE LOCATION OF THE TREE PROTECTION FENCING MUST BE DETERMINED BY AN ARBORIST AND DETAILED ON ANY ASSOCIATED PLANS FOR THE SITE (E.G. TREE CONSERVATION REPORT, TREE INFORMATION REPORT, ETC). THE PLAN AND CONSTRUCTED FENCING MUST BE APPROVED BY CITY FORESTRY STAFF PRIOR TO THE COMMENCEMENT OF WORK.
5. IF THE FENCED TREE PROTECTION AREA MUST BE REDUCED TO FACILITATE CONSTRUCTION, MITIGATION MEASURES MUST BE PRESCRIBED BY AN ARBORIST AND APPROVED BY CITY FORESTRY STAFF. THESE MAY INCLUDE THE PLACEMENT OF PLYWOOD, WOOD CHIPS, OR STEEL PLATING OVER THE ROOTS FOR PROTECTION OR THE PROPER PRUNING AND CARE OF ROOTS WHERE ENCOUNTERED.

THE CITY'S TREE PROTECTION BY-LAW, 2020-340 PROTECTS BOTH CITY-OWNED TREES, CITY-WIDE, AND PRIVATELY-OWNED TREES WITHIN THE URBAN AREA. PLEASE REFER TO WWW.OTTAWA.CA/TREEBYLAW FOR MORE INFORMATION ON HOW THE TREE BY-LAW APPLIES.

ACCESSIBLE FORMATS AND COMMUNICATION SUPPORTS ARE AVAILABLE, UPON REQUEST

Ottawa

TREE PROTECTION SPECIFICATION

TO BE IMPLEMENTED FOR RETAINED TREES, BOTH ON SITE AND ON ADJACENT SITES, PRIOR TO ANY TREE REMOVAL OR SITE WORKS AND MAINTAINED FOR THE DURATION OF WORK ACTIVITIES ON SITE.

SCALE: NTS
DATE: MARCH 2021
DRAWING NO.: 1 of 1

RON KOUDYS LANDSCAPE ARCHITECTS INC

ALL DRAWINGS REMAIN THE PROPERTY OF THE LANDSCAPE ARCHITECT AND SHALL NOT BE REPRODUCED OR REUSED WITHOUT THE LANDSCAPE ARCHITECTS WRITTEN PERMISSION.

THIS DRAWING SHALL NOT BE USED FOR CONSTRUCTION OR TENDER PURPOSES UNLESS SIGNED AND DATED BY RONALD H. KOUDYS, OALA, CSLA, LANDSCAPE ARCHITECT, LONDON, ONTARIO (519) 667-3322.

Ronald H. Koudys, O.A.L.A. C.S.L.A. DATE

ONTARIO ASSOCIATION OF LANDSCAPE ARCHITECTS — MARTHA C. BERKVENS — OALA — MEMBER

#	date:	revision:	by:
12.	MAR.10.2023	RE-ISSUED FOR SITE PLAN CONTROL APPLICATION	MCB
11.	JAN.27.2023	RE-ISSUED FOR SITE PLAN CONTROL APPLICATION & ZONING BY-LAW AMENDMENT	MCB
10.	DEC.16.2022	RE-ISSUED FOR MOLTC WORKING DRAWINGS	MCB
9.	AUG.19.2022	ISSUED FOR SITE PLAN CONTROL APPLICATION	MCB
8.	AUG.19.2022	ISSUED FOR ZONING BY-LAW AMENDMENT	MCB
7.	JUL.29.2022	ISSUED FOR ZONING BY-LAW AMENDMENT	MCB
6.	FEB.24.2022	ISSUED FOR ZONING BY-LAW AMENDMENT	MCB
5.	DEC.02.2021	ISSUED FOR SPA & ZONING BY-LAW AMENDMENT	MCB
4.	NOV.19.2021	ISSUED FOR 100% DD	MCB
3.	NOV.19.2021	ISSUED FOR ZBA/SPA	MCB
2.	OCT.22.2021	ISSUED FOR 50% DD	MCB
1.	AUG.26.2021	ISSUED FOR 100% SD	MCB

revisions

All drawing and specifications are the property of the architect. The contractor shall verify all dimensions and information on site and report any discrepancy to architect before proceeding.

Arch Corp - Orleans

375 Famille-Laporte Avenue (formerly 1161 OLD MONTREAL RD.), ORLEANS ON, K4A 3N6

TREE PRESERVATION PLAN
5of5

scale: AS NOTED
drawn by: MCB
reviewed by: MCB
job number: 21-164Lq
plot date: 23-03-10

drawing number: T-5

D07-12-22-0006

18697