

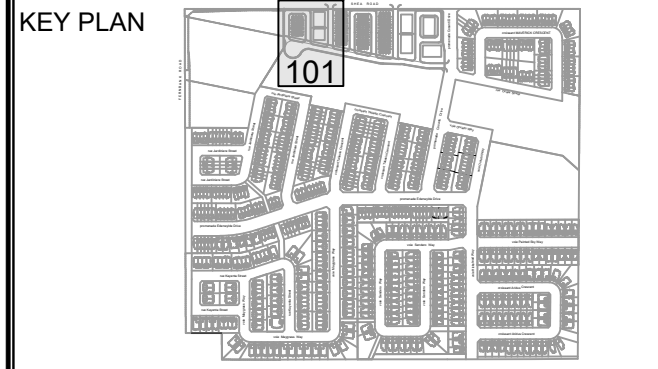
CLIENT
**DAVIDSON SHEA
PROPERTY INC.**

COPYRIGHT
This drawing has been prepared solely for the intended use. Any reproduction or distribution for any purpose other than authorized by IBI Group is forbidden. Written dimensions shall have precedence over scaled dimensions. Contractors shall verify and be responsible for all dimensions and conditions on the job, and IBI Group shall be informed of any variations from the dimensions and conditions shown on the drawing. Shop drawings shall be submitted to IBI Group for general concurrence before proceeding with fabrication.
IBI Group Professional Services (Canada) Inc.
is a member of the IBI Group of companies.


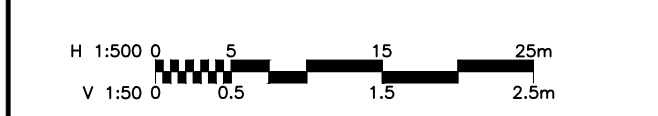
ISSUES

No.	DESCRIPTION	DATE
1	SUBMISSION NO. 1 FOR CITY REVIEW	2022-09-15
2		
3		
4		
5		
6		
7		
8		

SEE 010, 011, 012 FOR NOTES, LEGEND, CB TABLE, STREET SECTIONS AND DETAILS



CONSULTANTS


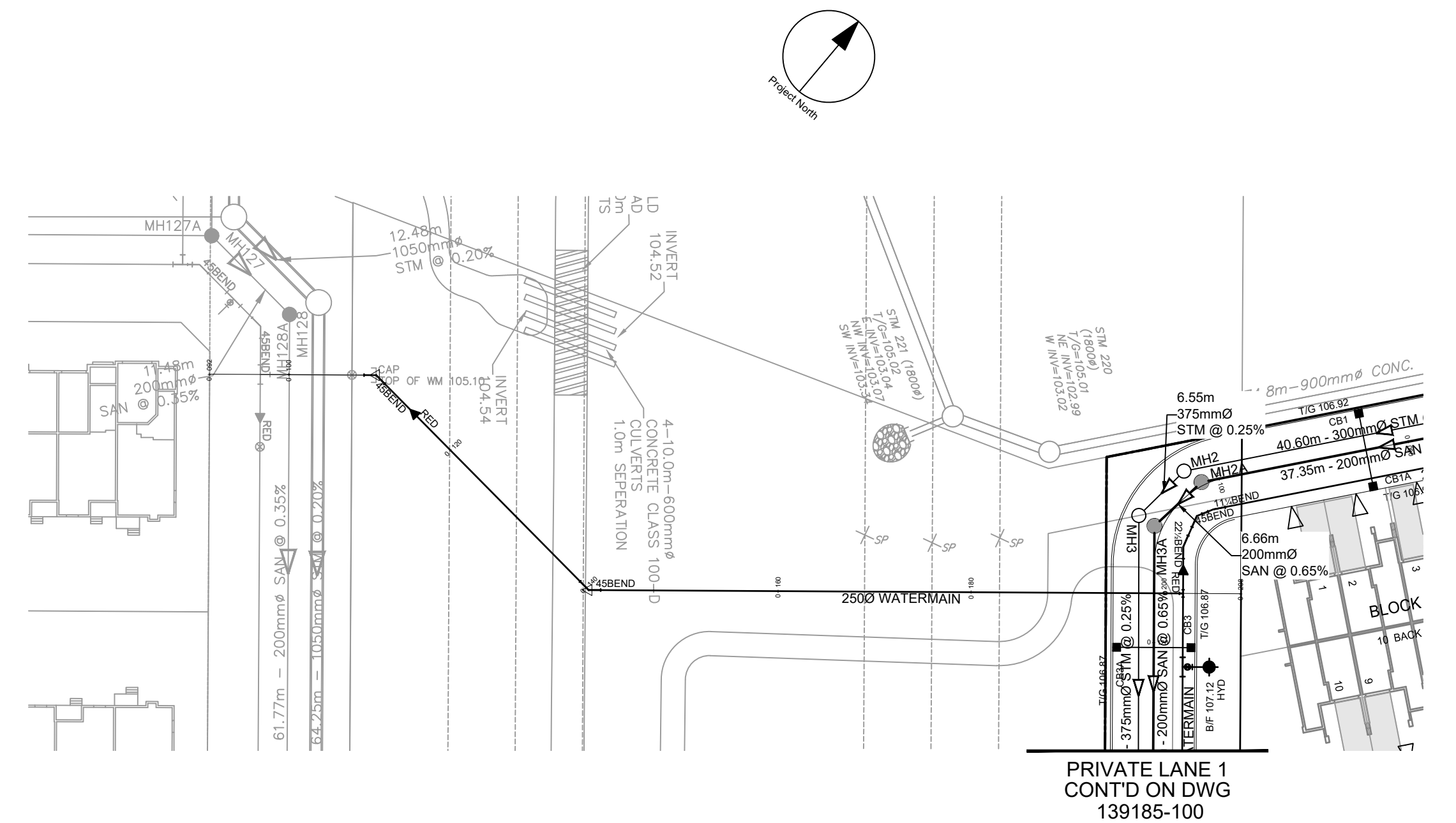


PROJECT
1650 SHEA ROAD
(OTTAWA, ON)

PROJECT NO:
139185
DRAWN BY:
M.M.
PROJECT MGR:
R.M.
CHECKED BY:
A.C./A.B.
APPROVED BY:
D.G.Y.

SHEET TITLE
**WATERMAIN-HYDRO
CORRIDOR BLOCK 176**

SHEET NUMBER
104
ISSUE
1



ROAD GRADE	105.048	107.488	106.411 106.404	105.914	105.501 105.488	104.998	104.988	105.017	105.049 105.047	107.054	107.000	107.119	ROAD GRADE
TOP OF WATERMAIN		105.100	103.684 103.566	103.140	102.734 102.561	102.528	102.487	102.500 102.884	104.628 104.888 104.767 104.480				TOP OF WATERMAIN
STM SEWER INVERT													STM SEWER INVERT
SAN SEWER INVERT													SAN SEWER INVERT
STATION		0+080	0+100 0+106.50 EX CAP 45 BEND 0+109.00 EX CAP 45 BEND 0+114.05 REDUCER	0+120	0+140 0+140.33 45 BEND	0+160	0+180	0+200 0+207.85 THE					STATION

CITY FILE No. D07-139185-1650_Shea_Ro17_0_Production7.02_Design04_CivilSheets104-Watermain.dwg Last Saved: September 8, 2022, by mmine Plotted: Thursday, September 15, 2022 8:30:09 AM by Stefan Gieseler