

PLANTING SCHEDULE

KEY	QTY.	BOTANICAL NAME	COMMON NAME	CALIPER (mm)	SIZE (cm)	CONDITION/FORM	MIN. O.C. SPACING (m)
TREES							
AgF	3	<i>Acer Ginnala 'Flame'</i>	Flame Amur Maple	300		W.B., Multi-stem	6
Co	2	<i>Celtis occidentalis</i>	Hackberry	60		W.B.	12
Oa	3	<i>Quercus alba</i>	White Oak	60		W.B.	12
OpG	8	<i>Quercus palustris 'Green Pillar'</i>	Green Pillar Pin Oak	50		W.B.	6
TOTAL:	16						
SHRUBS							
Rr	324	<i>Rosa rugosa</i>	Beach Rose	40		3 Gal.	1
Js	20	<i>Juniperus sabina</i>	Savin Juniper	40		3 Gal.	2
SW	236	<i>Spiraea japonica 'Walburna'</i>	Magic Carpet Spirea	40		3 Gal.	1
TOTAL:	580						
GRASSES							
CaK	331	<i>Calamagrostis acutiflora 'Karl Foerster'</i>	Karl Foerster Feather Reed Grass			1 Gal.	0.50
TOTAL:	331						
PERENNIALS							
Hs	150	<i>Hemerocallis 'Stella de Oro'</i>	Reblooming Daylily			1 Gal.	0.50
TOTAL:	150						

LEGEND

- TOPSOIL AND SOD AS SPECIFIED
MINIMUM 150mm TOPSOIL DEPTH
- CEDAR MULCHED AREA
- STONE MULCHED AREA
- CONCRETE PAVING
- PROPOSED DECIDUOUS SHADE TREE
- PROPOSED DECIDUOUS MULTISTEM TREE
- PROPOSED DECIDUOUS SHRUBS
- PROPOSED PERENNIALS
- PROPOSED CONIFEROUS SHRUBS
- PROPOSED ORNAMENTAL GRASSES
- PLANT SPECIES QUANTITY
- DETAIL NUMBER SHEET NUMBER
- EXISTING DECIDUOUS TREE
- EXISTING CONIFEROUS TREE

CLIENT
CHICK-FIL-A

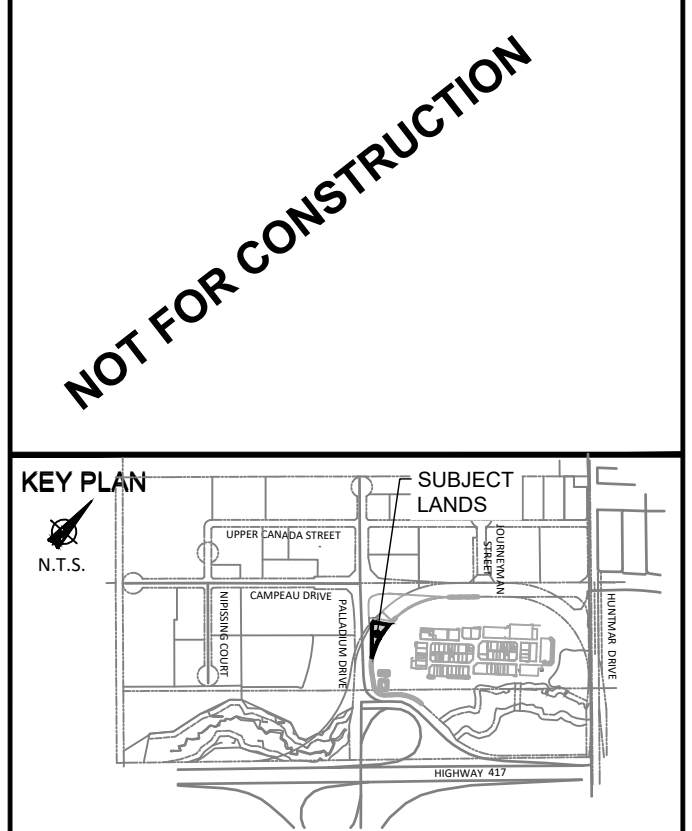
BUILDING 17 333 HUNTMAR DRIVE,
KANATA, ONTARIO

COPYRIGHT
This drawing has been prepared solely for the intended use. Any reproduction or distribution for any purpose other than authorized by IBI Group is prohibited. While dimensions shall have precedence over scaled dimensions, Contractor shall verify and be responsible for all dimensions and conditions on the job, and IBI Group shall be informed of any variations from the dimensions and conditions shown on the drawing. Shop drawings shall be submitted to IBI Group for general conformance before proceeding with fabrication.


IBI Group Professional Services (Canada) Inc.
is a member of the IBI Group of companies.

ISSUES

No.	DESCRIPTION	DATE
1	FOR CLIENT REVIEW	2023.03.14
2	ISSUED FOR SPA	2023.03.16



CONSULTANTS



SEAL

SITE PLAN NUMBER

PRIME CONSULTANT
IBI GROUP
Suite 101 - 410 Albert Street
Waterloo ON N2L 3V3 Canada
tel 519 885 2255
ibigroup.com

PROJECT
CHICK-FIL-A

BUILDING 17 333 HUNTMAR DRIVE,
KANATA, ONTARIO

PROJECT NO:
141991

DRAWN BY:
R.S.

PROJECT MGR:
M.P.

CHECKED BY:
M.P.

APPROVED BY:
T.M.

SHEET TITLE
LANDSCAPE PLAN

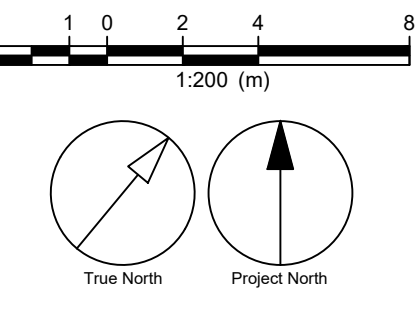
SHEET NUMBER
LP-1

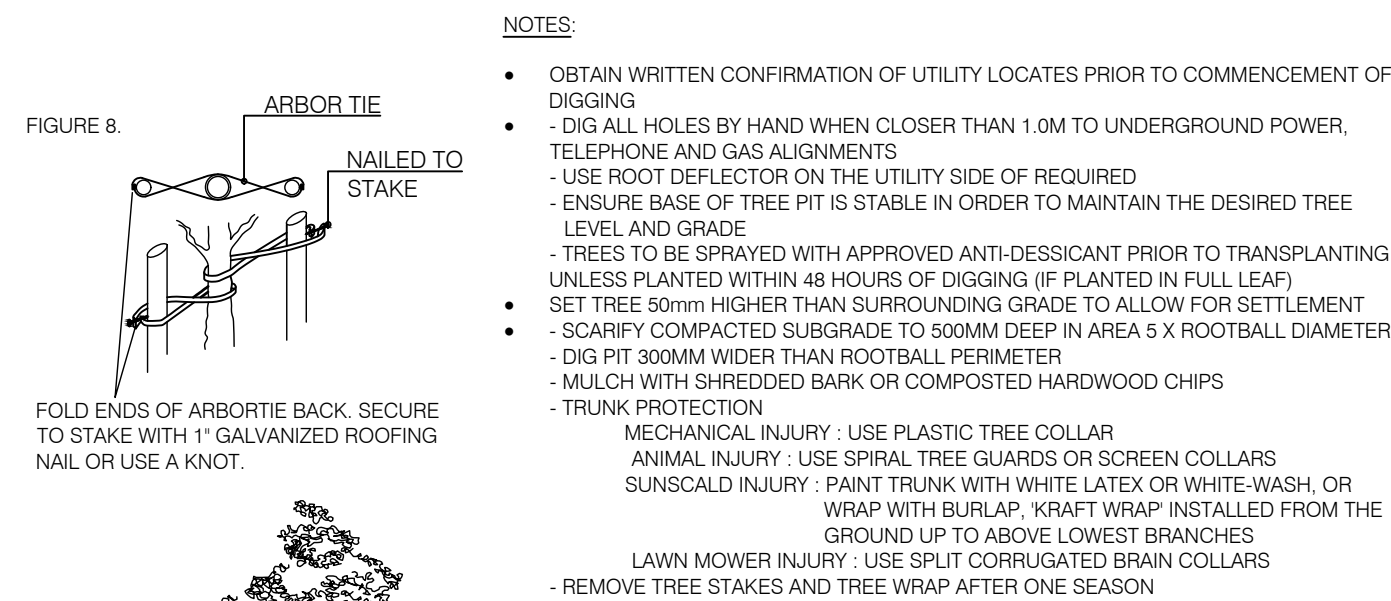
ISSUE
2

- GENERAL NOTES**
- Any ambiguity in the drawings, specifications or details are to be reported to the Landscape Architect for direction. These drawings shall not be used for construction unless stamped and signed by the Landscape Architect. The Contractor is not to proceed in uncertainty. The limits of work are to be clearly understood by the Contractor prior to any work taking place on the site.
 - All dimensions are in meters unless otherwise noted. The drawings may be scaled for approximate layout. The Contractor is to verify all dimensions on the drawing(s) and report any discrepancies to the Landscape Architect.
 - The Contractor is to locate and mark all infrastructure and utilities prior to any excavation work or planting on the site. Do not plant directly above underground utilities or infrastructure unless approved by the Landscape Architect. Dig all holes by hand when closer than 1.0m to any underground power, telephone or gas utility. The Contractor is responsible for the coordination and maintenance of all utility/infrastructure locates for the duration of the Contract.
 - The Contractor shall supply all materials in quantities sufficient to complete work shown on these drawings. The Contractor is not to substitute materials, products or quantities without prior written consent of the Landscape Architect.
 - The Contractor is to take all necessary precautions to protect all existing site features unless specified for removal/demolition. This includes all survey bars, stakes, monuments and sediment barriers. The Contractor is responsible for all protection or hoarding measures of all existing trees and vegetation to be preserved within or adjacent to construction work limits.
 - Contractor is responsible for the removal of all debris, garbage and surplus materials on site related to their contract or work and must keep the site in a clean, safe, useable condition at all times or as directed by the Contract Administrator.

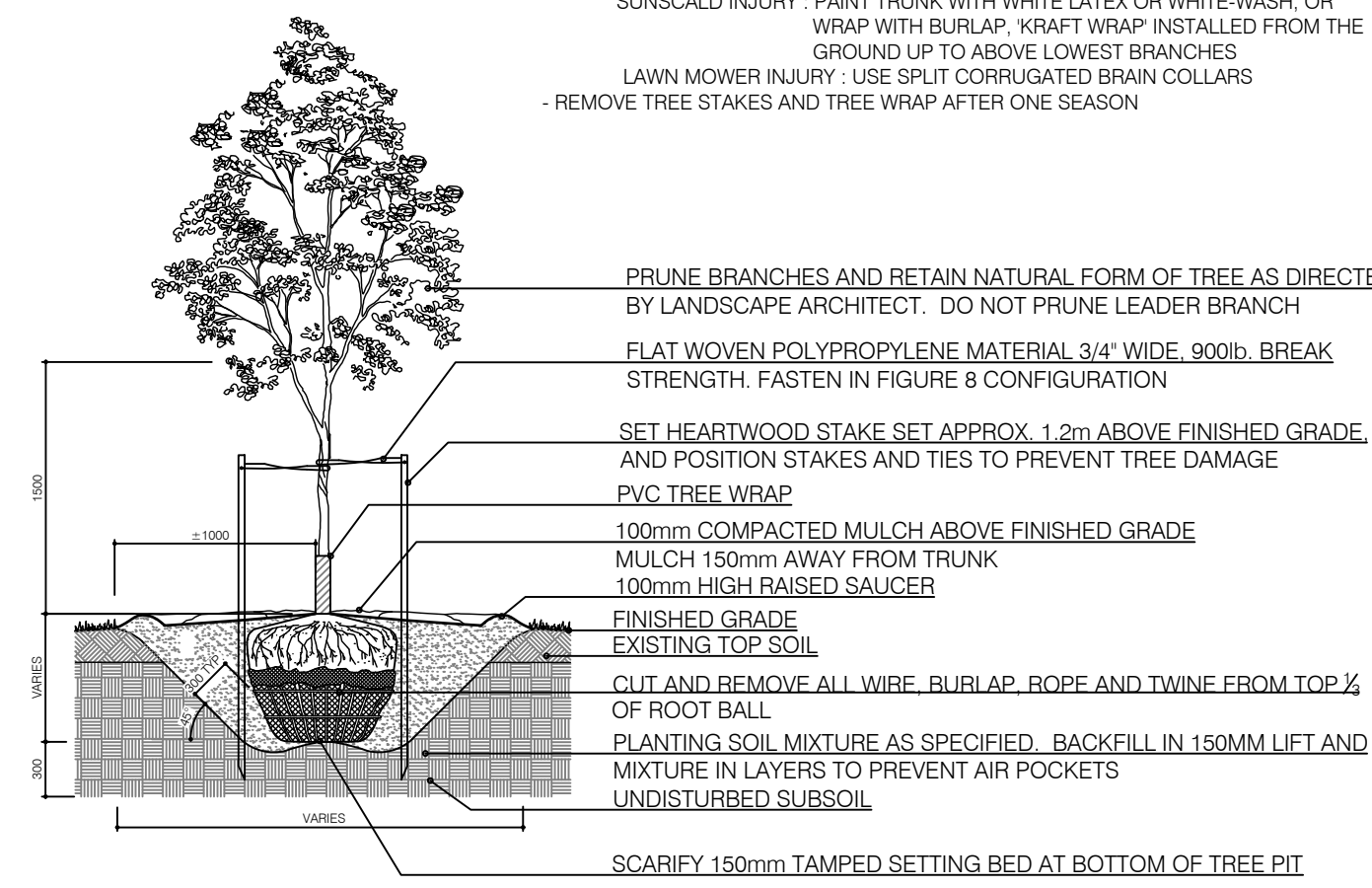
- SOD NOTES**
- Any lawn areas disturbed by construction shall be re-sodded and repaired to original condition or better.
 - Sod and sodding operations to be in accordance with OPSS 803, except as noted below.
 - Sod to be delivered to project within 24 hours of being harvested and laid within 36 hours thereafter.
 - Rough graded and compacted soil shall be scarified to a minimum depth of 100 mm free of all stones, roots, branches, larger than 25 mm diameter. Topsoil to be spread at a minimum depth of 150 mm compacted to 85% S.P.D.
 - Place sod on prepared topsoil with staggered joints and butt tightly. Irrigate immediately to ensure moisture penetration into the upper 100 mm (4") of soil. Machine roll to ensure contact with topsoil. Repair minor grade deficiencies and irregularities.
 - Water sod immediately after laying to obtain moisture penetration to a minimum of 100 mm depth within topsoil. Maintain sod per OPSS 803. Sod must be cut a minimum of two times for Final Acceptance at the discretion of the Landscape Architect.
- PLANTING NOTES**
- The Contractor must notify the Landscape Architect prior to the commencement of any planting. The Contractor shall supply all plants and materials in quantities sufficient to complete the work shown on this drawing. Any discrepancies between quantities shall be reported to the Landscape Architect.
 - All landscape works will be warranted for a period of two years following inspection and written notice of start of warranty period as determined and provided by the Landscape Architect. Plant material, which is not in a healthy, vigorous growing condition at the end of the warranty period, shall be replaced to the satisfaction of the Landscape Architect / Owner.
 - The Landscape Architect reserves the right to extend Contractor's warranty requirements for an additional year if, at the end of initial warranty period, leaf development and growth is not sufficient to ensure future survival as determined by the Landscape Architect.
 - The Contractor is to identify with Landscape Architect/Owner any maintenance requirements necessary for warranty purposes.
 - Plant materials specified for this project will conform to the Canadian Nursery Landscape Association (C.N.L.A.) for size, variety and condition as indicated on the plant schedule shown on these drawings. Any plant materials which do not conform will be promptly removed from the site and replaced by the Contractor at no additional cost to the project.
 - The Landscape Architect is to be contacted for inspection and written approval prior to plant material arriving on site. The Landscape Architect reserved the right to reject any plant materials that have not been inspected and approved.

- The Landscape Architect reserves the right to refuse acceptance of any plant displaying poor growth habits, injury or disease. Any plant material that is rejected by the Landscape Architect will be promptly removed from the site and replaced with material of acceptable quality at no additional charge to the project.
- Plant materials collected from wild sources will not be accepted without written approval of the Landscape Architect. The Landscape Architect reserves the right to require that supplier invoices be submitted for inspection and approval prior to acceptance.
- On-site layout of the plant materials to be approved by the Landscape Architect prior to installation. Minor field adjustments to plant material locations may be necessary to respond to the locations of existing plants and site conditions. The Contractor to review with Landscape Architect where relocations are necessary. The Contractor must receive approval from Landscape Architect prior to installation.
- Plants are not to be installed during extreme heat, drought, or other undesirable conditions. Thoroughly water all plants immediately after installation. The Contractor shall regularly monitor site conditions and water as required to ensure healthy growth conditions throughout the duration of the warranty period.
- Do not plant directly in centerline of drainage swales or depression areas. Where proposed planting locations conflict with constructed swales or low-lying wet areas, contact Landscape Architect for direction.
- All trees and shrubs are to be planted in accordance with the planting details shown on this drawing.
- Topsoil: Each source of topsoil, imported or native to be approved by Landscape Architect prior to use. Submit topsoil analysis/test results to Landscape Architect prior to order or delivery to site. Testing to be in accordance with Contract specifications. Supply and place topsoil in accordance with OPSS 802 to a minimum depth of 150mm in seed/sod areas, 600mm depth in perennial shrub planting beds, and 1000mm depth where trees are supported, unless otherwise specified.
- Mulch: to be spread uniformly around the base of trees and shrubs to a minimum depth of 100 mm. Do not place mulch in direct contact with trunk or stem(s). Allow a 100 mm mulch free zone at trunk/stems. Shrubs to be in continuously mulched planting beds unless otherwise specified.
- The Contractor is to remove dead or damaged branches on trees or shrubs. All pruning shall be performed in accordance with standard horticultural practices and appropriate timing for each species.
- All stakes and associated ties are to be removed after the first full growing season. Rodent guards are to be removed at the conclusion of the warranty period. Gatorbags are to be removed for winter months.

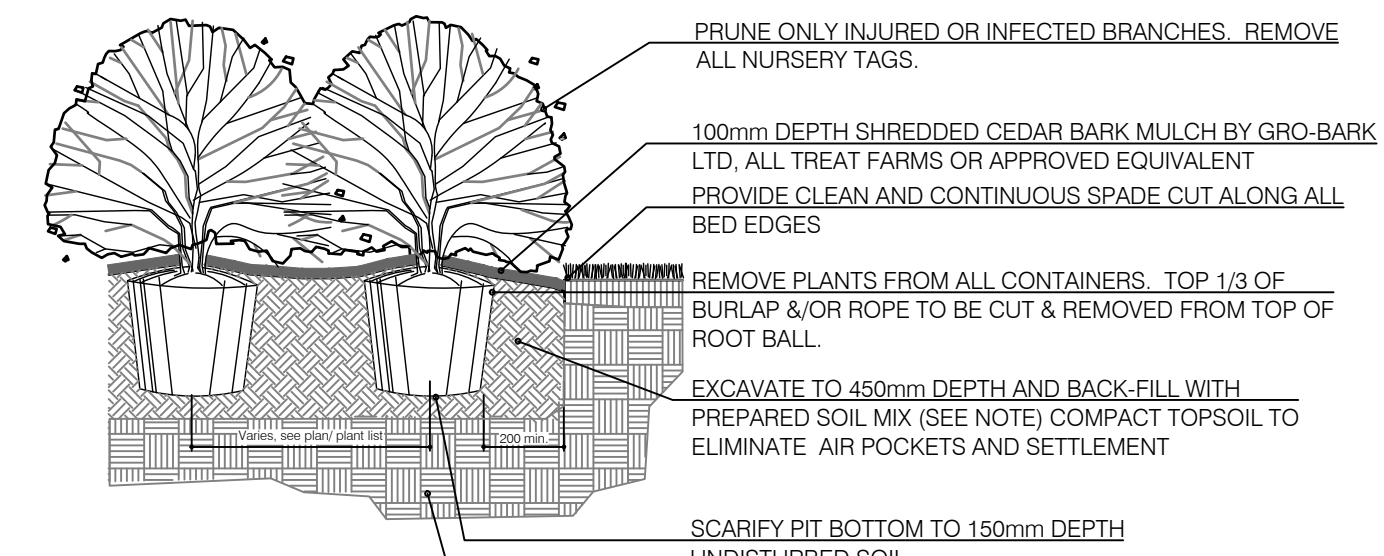




- NOTES:**
- OBTAIN WRITTEN CONFIRMATION OF UTILITY LOCATES PRIOR TO COMMENCEMENT OF DIGGING
 - DIG ALL HOLES BY HAND WHEN CLOSER THAN 1.0M TO UNDERGROUND POWER, TELEPHONE AND GAS ALIGNMENTS
 - USE ROOT DEFLECTOR ON THE UTILITY SIDE OF REQUIRED
 - ENSURE BASE OF TREE PIT IS STABLE IN ORDER TO MAINTAIN THE DESIRED TREE LEVEL AND GRADE
 - TREES TO BE SPRAYED WITH APPROVED ANTI-DESICCANT PRIOR TO TRANSPLANTING UNLESS PLANTED WITHIN 48 HOURS OF DIGGING (IF PLANTED IN FULL LEAF)
 - SET TREE 50mm HIGHER THAN SURROUNDING GRADE TO ALLOW FOR SETTLEMENT
 - SCARIFY COMPACTED SUBGRADE TO 300MM DEEP IN AREA 5X ROOTBALL DIAMETER
 - DIG PIT 300MM WIDER THAN ROOTBALL PERIMETER
 - MULCH WITH SHREDDED BARK OR COMPOSTED HARDWOOD CHIPS
 - TRUNK PROTECTION
 - MECHANICAL INJURY: USE PLASTIC TREE COLLAR
 - ANIMAL INJURY: USE SPIRAL TREE GUARDS OR SCREEN COLLARS
 - SUNSCALD INJURY: PAINT TRUNK WITH WHITE LATEX OR WHITE WASH, OR WRAP WITH BURLAP, KRAFT WRAP INSTALLED FROM THE GROUND UP TO ABOVE LOWEST BRANCHES
 - LAWN MOWER INJURY: USE SPLIT CORRUGATED BRASS COLLARS
 - REMOVE TREE STAKES AND TREE WRAP AFTER ONE SEASON

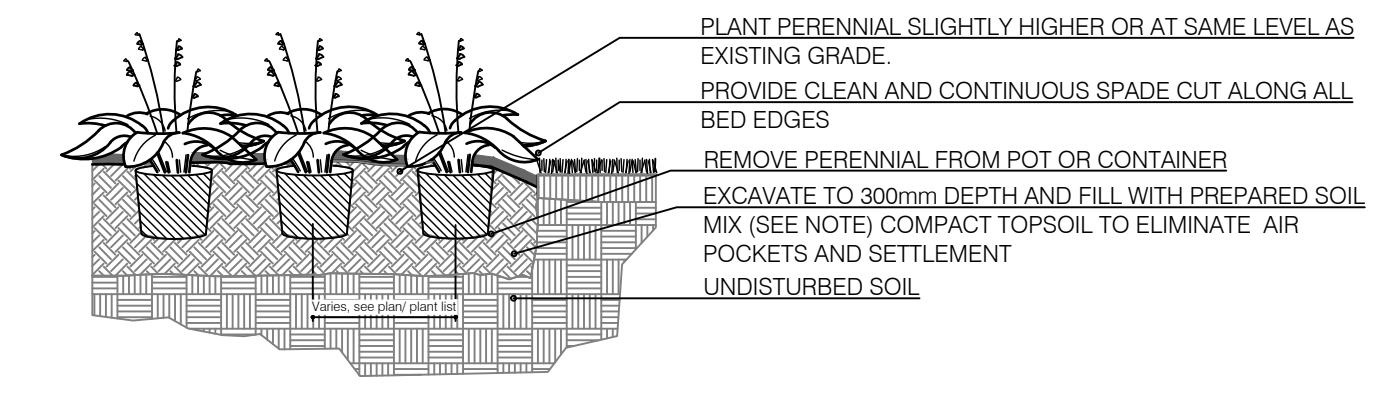


1 BALLED & BURLAPPED/WIRE BASKET DECIDUOUS TREE
D-1 N.T.S.



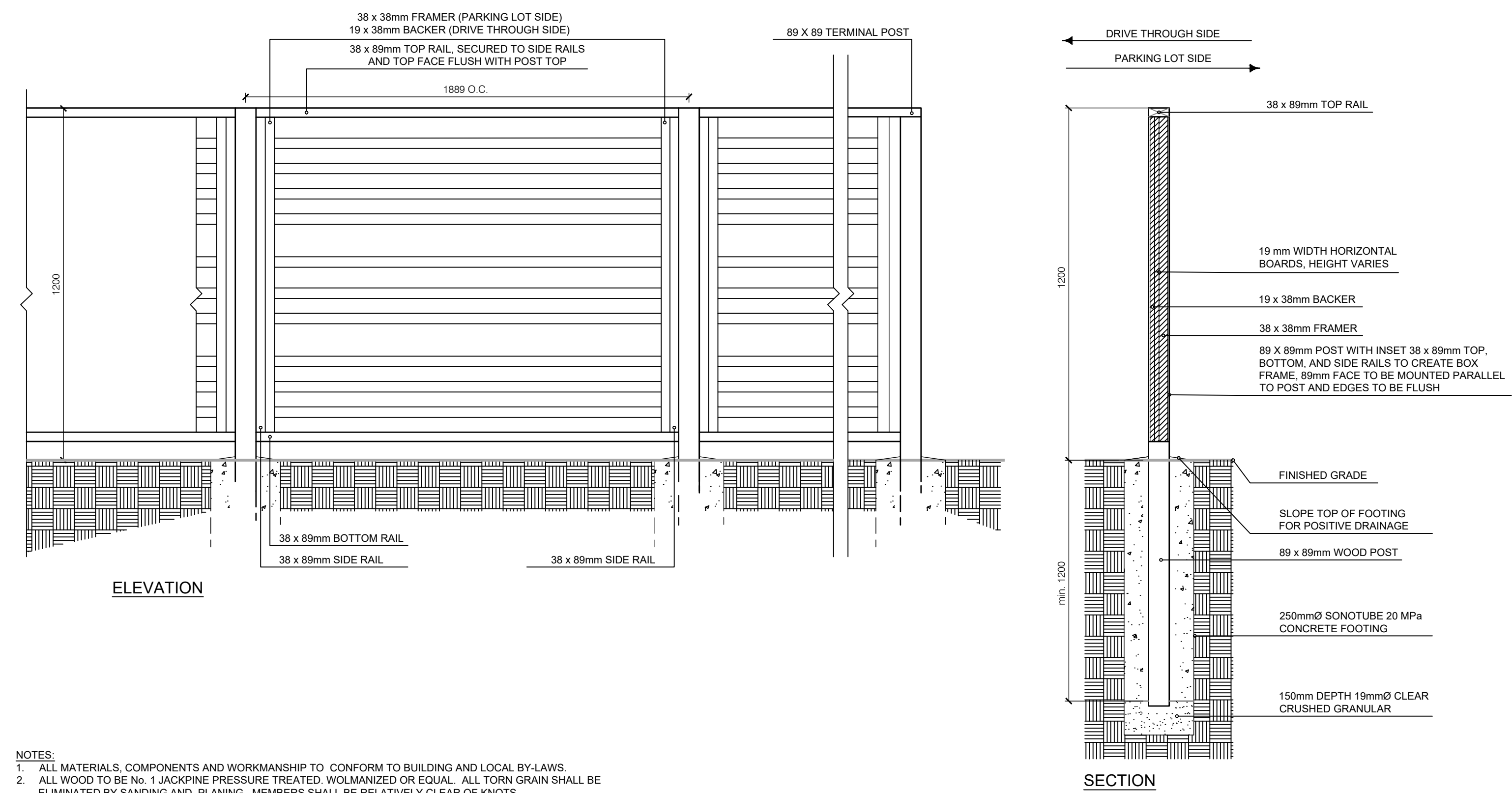
- NOTES:**
- SOIL MIXTURE: FOUR (4) PARTS NATIVE SOIL, ONE (1) PART WELL ROTTED COMPOST.
 - SAUCER SHALL BE SOAKED WITH WATER AND MULCHED IMMEDIATELY FOLLOWING PLANTING.
 - ALL DIMENSIONS ARE IN mm.
 - IN POORLY DRAINED SOILS PLANT SHRUB SLIGHTLY HIGHER THAN ADJACENT GRADE.
 - ALL PLANTS TO BE STRAIGHT AND PLANTED VERTICALLY REGARDLESS OF SLOPE.

2 BALLED AND BURLAPPED/POTTED SHRUB
D-1 N.T.S.



- NOTES:**
- SOIL MIXTURE: FOUR (4) PARTS NATIVE SOIL, ONE (1) PART WELL ROTTED COMPOST
 - SAUCER SHALL BE SOAKED WITH WATER AND MULCHED IMMEDIATELY FOLLOWING PLANTING.
 - ALL DIMENSIONS ARE IN mm.
 - CUT AND REMOVE CONTAINER. SCARIFY ROOTBALL SIDES.
 - ALL PLANTS TO BE STRAIGHT AND PLANTED VERTICALLY REGARDLESS OF SLOPE.
- CONTRACTOR SHALL PROVIDE 75mm MULCH FOR ALL PERENNIALS EXCEPT GROUNDCOVERS UNLESS SPECIFIED OTHERWISE.

3 CONTAINER GROWN PERENNIAL/GRASS
D-1 N.T.S.



- NOTES:**
- ALL MATERIALS, COMPONENTS AND WORKMANSHIP TO CONFORM TO BUILDING AND LOCAL BY-LAWS.
 - ALL WOOD TO BE No. 1 JACKPINE PRESSURE TREATED, WOLMANIZED OR EQUAL. ALL TORN GRAIN SHALL BE ELIMINATED BY SANDING AND PLANING. MEMBERS SHALL BE RELATIVELY CLEAR OF KNOTS
 - USE HOT DIPPED GALVANIZED ARDUX NAILS AND HARDWARE WHERE REQUIRED.
 - ALL WOOD TO CONFORM WITH CSA 080-M1983. ALL BRACKETS AND FASTENERS TO BE HOT DIPPED GALVANIZED AND CONFORM WITH CSA G164-M1981.

4 DECORATIVE SCREENING
D-1 N.T.S.

CLIENT
CHICK-FIL-A

BUILDING 17 333 HUNTMAR DRIVE,
KANATA, ONTARIO

COPYRIGHT
This drawing has been prepared solely for the intended use, thus any reproduction or distribution for any purpose other than authorized by IBI Group is forbidden. Written dimensions shall have precedence over scaled dimensions. Contractors shall verify and be responsible for all dimensions and conditions on the job, and IBI Group shall be informed of any variations from the dimensions and conditions shown on the drawing. Shop drawings shall be submitted to IBI Group for general concurrence before proceeding with fabrication.

IBI Group Professional Services (Canada) Inc.
is a member of the IBI Group of companies.

ISSUES		
No.	DESCRIPTION	DATE
1	FOR CLIENT REVIEW	2023.03.14
2	ISSUED FOR SPA	2023.03.16

NOT FOR CONSTRUCTION

CONSULTANTS

SEAL

SITE PLAN NUMBER

PRIME CONSULTANT
IBI GROUP
Suite 101 - 410 Albert Street
Waterloo ON, N2L 3V3 Canada
Tel: 519 565 2255
ibigroup.com

PROJECT
CHICK-FIL-A

BUILDING 17 333 HUNTMAR DRIVE,
KANATA, ONTARIO

PROJECT NO:
141991

DRAWN BY: R.S.	CHECKED BY: M.P.
PROJECT MGR: M.P.	APPROVED BY: T.M.

SHEET TITLE
LANDSCAPE DETAILS

SHEET NUMBER D-1	ISSUE 2
----------------------------	-------------------

SCALE CHECK | 1/8" = 1'-0" | File Location: Q:\141991_Chick-Fil-A_T.0_Production\7_03_Design\Landscapes\141991_L.dwg | Last Saved: March 16, 2023, by Raahika Sherry | Plotted: Thursday, March 16, 2023 1:57:50 PM by Raahika Sherry