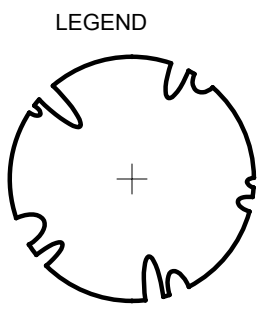


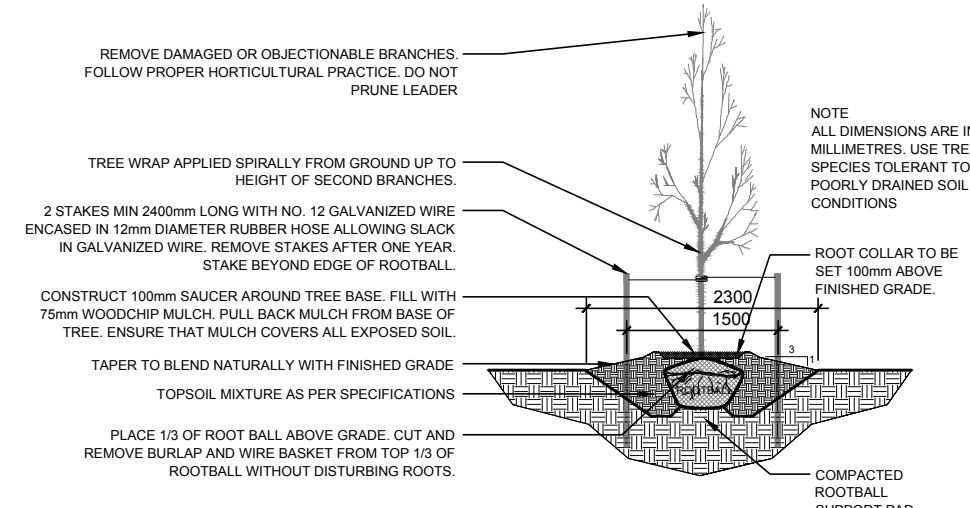
1 TREE CONSERVATION REPORT & LANDSCAPE PLAN
L.1 SCALE 1:150

KEY	QTY	BOTANICAL NAME	COMMON NAME	SIZE	CONDITION	SPACING
DECIDUOUS TREES						
AM	2	Acer ginnala	Amur Maple	60mm dia.	B&B	
HL	7	Gleditsia triacanthos 'Skyline'	Skyline Honey Locust	60mm dia.	B&B	
JL	3	Syringa reticulata	Japanese Tree Lilac	60mm dia.	B&B	
SHRUBS						
HY	60	Hydrangea arborescens 'Annabelle'	Annabelle Hydrangea	3 gal. pot	Potted	800 mm o.c.
KB	128	Buxus microphylla var. koreana	Korean Boxwood	800mm ht.	Potted	600 mm o.c.
PERENNIALS/ GRASSES						
AJ	48	Sedum telephium 'Autumn Joy'	Autumn Joy Sedum	150mm pot	Potted	400 mm o.c.
DL	203	Hemerocallis 'Stella D'Oro'	Stella D'Oro Day Lily	150mm pot	Potted	400 mm o.c.
HO	167	Hosta undulata 'Albo Marginata'	White-margined Hosta	100mm pot	Potted	400 mm o.c.
KF	51	Calamagrostis 'Karl Foerster'	Karl Foerster Grass	250mm pot	Potted	800 mm o.c.
LV	176	Convallaria majalis	Lily-of-the-Valley	150mm pot	Potted	400 mm o.c.

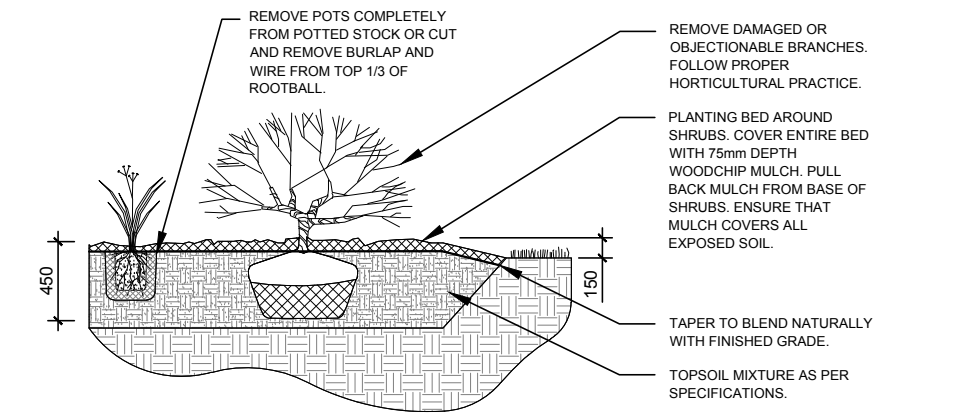
- GENERAL NOTES:**
- IT IS THE RESPONSIBILITY OF THE APPROPRIATE CONTRACTOR OR OFFICIAL TO REPORT ANY ERRORS, OMISSIONS OR DISCREPANCIES ON THIS PLAN WITH ACTUAL SITE CONDITIONS TO THE LANDSCAPE ARCHITECT BEFORE PROCEEDING WITH CONSTRUCTION.
 - THE CONTRACTOR IS TO NOTIFY ALL UTILITY COMPANIES AND AUTHORITIES PRIOR TO ANY EXCAVATION AND ASCERTAIN LOCATIONS OF UNDERGROUND SERVICES.
 - THE CONTRACTOR IS TO REINSTATE ALL AREAS AND ITEMS DAMAGED AS A RESULT OF CONSTRUCTION ACTIVITY.
 - THE CONTRACTOR IS TO COMPLY WITH ALL PERTINENT CODES AND BY-LAWS.
 - THE CONTRACTOR IS TO MAINTAIN A POSITIVE SURFACE RUN-OFF THROUGHOUT THE ENTIRE CONSTRUCTION PERIOD.
 - THE LANDSCAPE ARCHITECT IS NOT RESPONSIBLE FOR SUBSURFACE CONDITIONS.
 - THE CONTRACTOR IS TO IDENTIFY ALL EXISTING TREES TO REMAIN ON SITE WITH THE LANDSCAPE ARCHITECT PRIOR TO CONSTRUCTION.
 - THE CONTRACTOR IS TO STAKE THE PROPOSED LOCATION OF ALL PLANT MATERIAL IN CONJUNCTION WITH THE LANDSCAPE ARCHITECT PRIOR TO EXCAVATION.
 - MINIMUM DISTANCES FOR SELECTED DECIDUOUS TREES ARE AS FOLLOWS:
 - BUILDING FOUNDATIONS - 7.5M
 - SIDEWALKS - 1.5M
 - PUBLIC STREETS - 2.5M
 - UNDERGROUND INFRASTRUCTURE - 2.0M
 - ALL TREES WITHIN 1M OF UNDERGROUND UTILITY TRENCHES ARE TO BE EXCAVATED BY HAND.
 - REMOVE ALL PROTECTIVE WRAPPING FROM TREE TRUNKS AFTER INSTALLATION.
 - STAKING OF TREES SHALL ONLY BE PERFORMED IF NECESSARY.
 - ENSURE THAT MULCH IS PULLED BACK A MINIMUM DISTANCE OF 75MM FROM BASE OF TREE TRUNK.



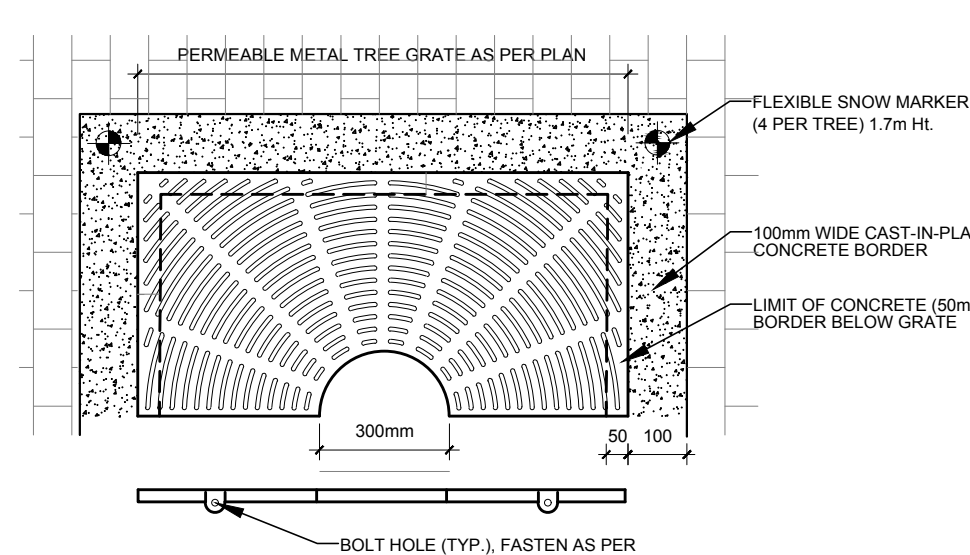
- LEGEND**
- PROPOSED TYPE 1 PAVERS, Unilock Series 3000, 200x200x70mm, Mountain Mist Colour, Half-Lapped Running Bond Pattern
 - PROPOSED TYPE 2 PAVERS, Unilock Series 3000, 200x400x70mm, Glacier Colour, Half-Lapped Running Bond Pattern
 - PROPOSED TYPE 3 PAVERS, Unilock Series 3000, 100x200x70mm, Black Granite Colour, Herringbone Pattern
 - PROPOSED TYPE 4 PAVERS, Unilock Series 3000, 200x400x70mm, Glacier Colour, Herringbone Pattern
 - PROPOSED TYPE 5 PAVERS, Techo-Bloc "Travertina" Slabs, 57x762x762mm, Ivory Colour, Grid Pattern
 - PROPOSED TYPE 6 PAVERS, Permacon Vendome 80 Pavers, Unit A.B.C., Rockland Black Colour, Linear Pattern
 - PROPOSED STEPS, Permacon Mega-Melville Plus Steps, 180x406x1219mm, Range Scandinia Grey Colour
 - PROPOSED GROUND COVER
 - PROPOSED TREE GRATE
 - PROPOSED SYNLAWN ARTIFICIAL TURF
 - PROPOSED BIKE RACK



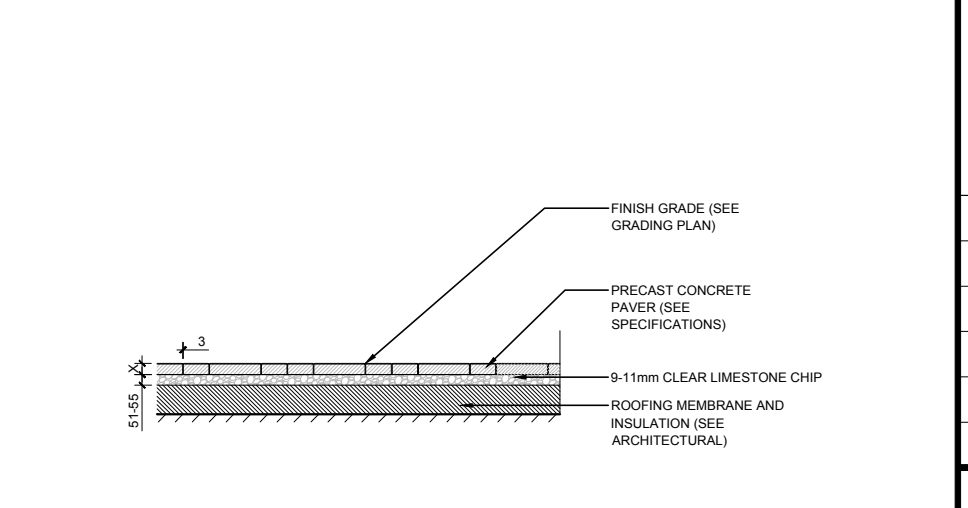
2 DECIDUOUS TREE PLANTING IN PLANTER
L.1 N.T.S.



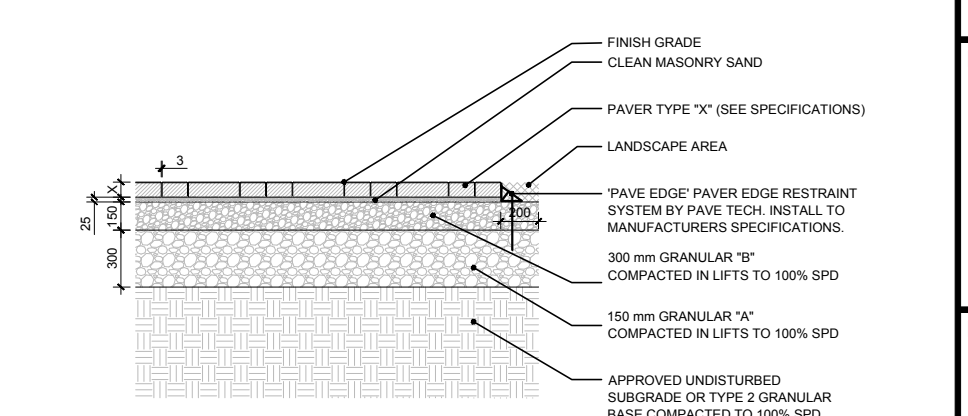
3 SHRUB AND PERENNIAL PLANTING
L.1 N.T.S.



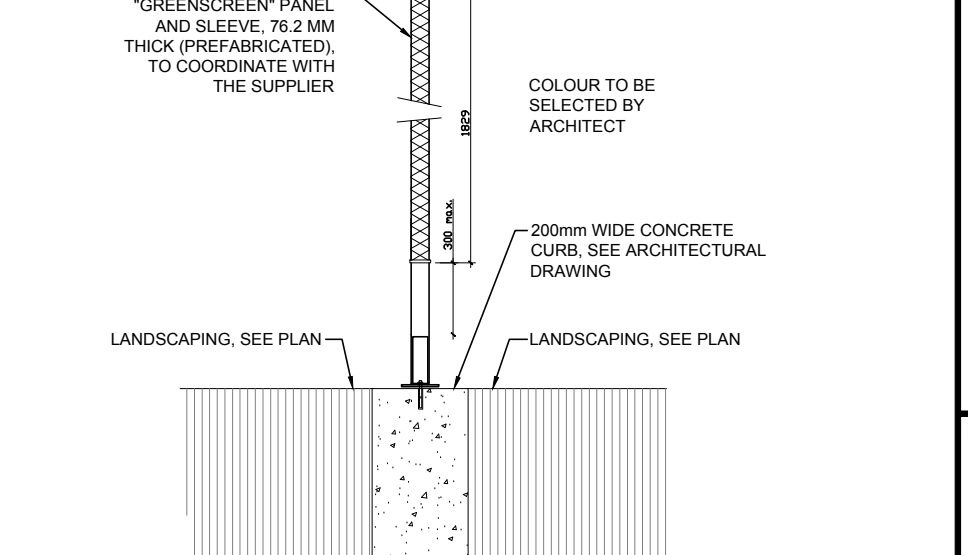
4 PERMEABLE METAL TREE GRATE
L.1 N.T.S.



5 PROPOSED PRECAST CONCRETE PAVERS ON CONCRETE SLAB
L.1 N.T.S.



6 PROPOSED PRECAST CONCRETE PAVERS
L.1 N.T.S.



7 GREEN SCREEN
L.1 N.T.S.

CLIENT
CLARIDGE HOMES

CONSULTANTS
ARCHITECTS: EVOQ
1415, RUE SAINT-ALEXANDRE, BUREAU 1000
MONTREAL (QUEBEC) H3A 2J4
T: (514) 393-9800 F: (514) 393-9808
info@evooarchitecture.com

CIVIL ENGINEERS
NOVATECH
40 Mosier Courtland Drive, Suite 205, Ottawa, ON, K2M 1P6
Tel: (613) 234-6843

LEGEND

2	ISSUED FOR DISCUSSION AND REVIEW	12/21/2022	LC	JL
1	ISSUED FOR DISCUSSION AND REVIEW	11/30/2022	LC	JL

No. Issue Date DR CK

JAMES B. LENNOX & ASSOCIATES INC.
LANDSCAPE ARCHITECTS
3332 CARLING AVE. OTTAWA, ONTARIO K2H 5A8
Tel: (613) 722-5168 Fax: (866) 343-3942

PROJECT
100 GLOUCESTER

DRAWING
LANDSCAPE PLAN

STAMP
ASSOCIATION OF LANDSCAPE ARCHITECTS
MEMBER
JAMES B. LENNOX

SCALE
AS SHOWN

START DATE
NOVEMBER, 2022

PROJECT NO.
23-CLG-2302

DRAWING NO.
L.1

PROJECT NORTH

PLOT SIZE ARCH-D