

30 Auriga Drive, Nepean, K2E 8B7

22096 30 Auriga

RELEASE 2 - ISSUED FOR 99%
2023-01-16

Version 2 A

Project version note

CONTENTS

Architecture

SHEET #	TITLE	Revision
A00	COVER PAGE	1.3
A001	PROJECT DATA	1.3
A002	LIFE SAFETY - GROUND FLOOR	1.3
A002.1	LIFE SAFETY - SECOND FLOOR	1.3
A020	EXTERIOR ASSEMBLIES AND INTERIOR PARTITIONS	1.3
A050	SITE PLAN	1.3
A103	GROUND FLOOR	1.3
A104	FLOOR LEVEL 2	1.3
A110	ROOF PLANS	1.3
A150	SLAB EDGE PLANS	1.3
A200	ELEVATIONS	1.3
A201	ELEVATIONS	1.3
A202	PANEL ELEVATIONS	1.3
A203	PANEL ELEVATIONS	1.3
A300	GENERAL CROSS SECTIONS	1.3
A301	TYPICAL WALL SECTION AND DETAILS	1.3
A302	TYPICAL WALL SECTION AND DETAILS	1.3
A303	TYPICAL WALL SECTION AND DETAILS	1.3
A304	TYPICAL WALL SECTION AND DETAILS	1.3
A400	WR PLANS & ELEVATIONS	1.3
A450	STAIR PLANS AND SECTIONS	1.3
A500	TYPICAL INTERIOR DETAILS	1.3
A501	TYPICAL INTERIOR DETAILS	1.3
A510	TYPICAL PLAN DETAILS	1.3
A520	MISC. DETAILS	1.3
A521	ROOF DETAILS	1.3
A601	REFLECTED CEILING PLAN - LEVEL 1	1.3
A602	REFLECTED CEILING PLAN - LEVEL 2	1.3
A700	KITCHEN AND LOCKER ELEVATION	1.3
A701	INTERIOR FINISH PLAN	1.3
A800	DOOR SCHEDULES	1.3
A810	WINDOW SCHEDULES	1.3

NOT FOR CONSTRUCTION / PAS
POUR CONSTRUCTION



ROSSMANN
ARCHITECTURE

88 Saint-Joseph Boulevard,
Gatineau QC J8Y 3W5
819-600-1555

This document and all information herein is confidential and the intellectual property of Rossmann Architecture Inc. It is disclosed in confidence on terms that it will not be disclosed to any third party, used, sold, loaned, licensed, or reproduced in whole or in any part in any manner or form for manufacturing, tendering or for any other purpose without the written permission of Rossmann Architecture Inc. The copyright is retained by Rossmann Architecture Inc.

Ce document, ainsi que tous les renseignements qu'il contient, est la propriété de Rossmann Architecture Inc. Il est divulgué en confidence sous les termes qu'il ne sera pas divulgué à aucune tierce partie, utilisé, vendu, prêté, licencié ou reproduit en son entier ou en partie d'aucune manière pour la manufacture, soumission ou pour autres fins sans la permission écrite de Rossmann Architecture Inc. Le droit d'auteur est retenu par Rossmann Architecture Inc.

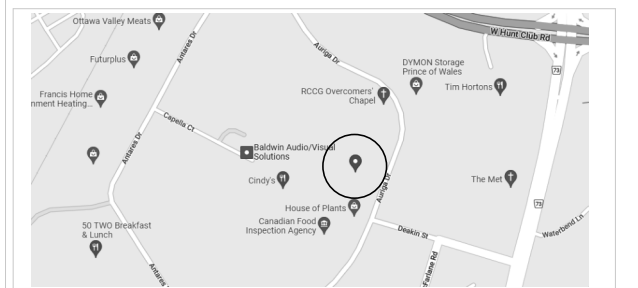
NOT FOR CONSTRUCTION /
PAS POUR CONSTRUCTION

This document and all information herein is confidential and the intellectual property of Rossmann Architecture Inc. It is disclosed in confidence on terms that it will not be disclosed to any third party, used, sold, loaned, licensed, or reproduced in whole or in any part in any manner or form for manufacturing, rendering or for any other purpose without the written permission of Rossmann Architecture Inc. The copyright is retained by Rossmann Architecture Inc.

Ce document, ainsi que tous renseignements contenus a l'intérieur, est la propriété de Rossmann Architecture Inc. Il est divulgué en confiance sous les termes qu'il ne sera pas divulgué a aucun tiers, utilisé, vendu, prêté, licencié ou reproduit en son entier ou en partie d'aucune manière pour la manufacture, soumission ou pour autres fins sans la permission écrite de Rossmann Architecture Inc. Le droit d'auteur est retenu par Rossmann Architecture Inc.

PROJECT TEAM / ÉQUIPE DU PROJET :

KEY PLAN / PLAN CLÉ :



CLIENT :



30 Auriga Drive, Nepean, K2E 8B7
Tel : XXX-XXX-XXXX | www.WEBSITE.com

1.3	ISSUED FOR 99%	23-01-16
1.2	ISSUED FOR 90%	22-12-22
1.1	ISSUED FOR 66%	22-11-29
1.0	ISSUED FOR 33%	22-08-31

revision description date

PROJECT NAME / NOME DU PROJET :

30 Auriga

DRAWING NAME / NOM DU DESSIN :

PROJECT DATA

DRAWING INFORMATION /
INFORMATION DU DESSIN :

PROJECT NO. / NO. DE PROJET : **22096**
DATE : **2022-11-29**
DRAWN BY / DESSINÉ PAR : **M.S.**
REVIEWED BY / VÉRIFIÉ PAR : **P.P.**
SCALE / ÉCHELLE :
PROJECT PHASE / PHASE DU PROJET : **2**
DWG NO. / NO. DESSIN :

A001

REVISION NO. / NO. DE RÉVISION : **1.3**

ONTARIO BUILDING CODE DATA MATRIX PARTS 3 AND 9											
ITEM	DATA			OBC PART 11 REFERENCE	OBC PART 3 REFERENCE	OBC PART 9 REFERENCE					
1	Project Type: New		Applicable OBC Parts:	<input type="checkbox"/> Part 11	<input checked="" type="checkbox"/> Part 3	<input type="checkbox"/> Part 9					
	Project Description: MEDIUM HAZARD INDUSTRIAL, 30 AURIGA STREET OTTAWA, ONTARIO			11.1 to 11.4	1.1.2 [A]	1.1.2 [A] 2.1.1 9.10.1.3					
2	Major Occupancies: F2, Low-hazard Industrial			3.1.2.1 (1)	9.10.2						
3	Building Area (m²)			1.1.3.2 1.4.1.2 [A]	1.1.3.2 1.4.1.2 [A]						
	Existing:	x	New: 1,042.20 Total: 1042.2								
4	Gross Area (m²)			1.1.3.2 1.4.1.2 [A]	1.1.3.2 1.4.1.2 [A]						
	Existing:	x	New: 1,296.14 Total: 1296.14								
5	Number of Storeys			1.1.3.2 1.4.1.2 [A]	1.4.1.2 [A] 2.1.1.3 9.10.4						
	Above grade:	2	Below grade: 0.0								
6	Number of Streets/Firefighter Access: 1			3.2.2.10 3.2.5.5	9.10.20						
7	Building Classification: Group F2 3.2.2.70			3.2.2.20 to .83	9.10.2 9.10.4						
8	Sprinkler System Proposed:			3.2.2.20 to .83 3.2.1.5 3.2.2.17	9.10.8.2						
	<input type="checkbox"/> entire building <input type="checkbox"/> basement <input type="checkbox"/> selected compartments <input type="checkbox"/> in lieu of roof rating <input type="checkbox"/> selected floor areas <input checked="" type="checkbox"/> not required										
9	Standpipe Requirement: NO			3.2.9	N/A						
10	Fire Alarm Requirement: NO			3.2.4	9.10.7.2						
11	Water Service/Supply Adequacy: YES			3.2.5.7	N/A						
12	High Building: NO			3.2.6	N/A						
13	Construction Restrictions: combustible permitted										
	Actual Construction: Non-combustible										
14	Mezzanine Area (m²): N/A			3.2.1.1 (3) to (8)	9.10.4.1						
15	Occupant load based on: 27			3.1.1.6 3.1.17	9.9.1.3						
	Level	Occupancy	Load (persons)								
	Basement										
	Floor 1	F2 & D - Warehouse & Office	36								
	Floor 2	D - Office	16								
Floor 3											
16	Barrier-free Design: YES Explain: 3.8.1.1.			3.8	9.5.2						
17	Hazardous Substances: YES			3.3.1.2 (1) 3.3.1.19	9.10.1.3 (4)						
18	Fire Resistance Rating (FRR) Requirements			3.2.2.20 to .83 3.2.1.4	9.10.8 9.10.9						
	FRR of horizontal assemblies (in hours)		Listed Design No. or Description (SG-2)								
	floors	45									
	roof	45									
	mezzanine	N/A									
	FRR of supporting members (in hours)		Listed Design No. or Description (SG-2)								
	floor	45									
roof	45										
mezzanine	N/A										
19	Spatial Separation - Construction of Exterior Walls (Calculated as separate fire compartments)			3.2.3	9.10.14						
	Wall	Area of EBF (m²)	L.D. (m)	L/H or H/L	Permitted max. % of Openings	Proposed % of Openings	FRR (hours)	Listed Design or Description	Comb Const	Comb. Constr. Nonc. Cladding	Non-comb. Constr.
	NORTH	228.38	50	4.2/1	100	52.65	0	N/A	YES	COMB	NO
	EAST	305	3	5.4/1	4	2.29	2	N/A	NO	NON-COMB	YES
	SOUTH	248.56	32	4.25/1	100	36	0	N/A	YES	COMB	NO
	WEST	213.6	43	3.7/1	100	2.29	0	N/A	YES	COMB	NO
	See item 19 in Annex A for additional walls.										

ROOM FINISH SCHEDULE						
Name	Level	Number	Area	Room Ceiling Finish	Room Floor Finish	Room Wall Finish
SHOWROOM	Level 1	100	90 m²	PAINT	TILE	PAINT
CONFERENCE ROOM	Level 1	101	26 m²	PAINT	TILE	PAINT
OFFICE 3	Level 1	102	11 m²	PAINT	TILE	PAINT
STORAGE	Level 1	103	5 m²	PAINT	TILE	PAINT
OFFICE 2	Level 1	104	8 m²	PAINT	TILE	PAINT
OFFICE 1	Level 1	105	8 m²	PAINT	TILE	PAINT
WR 1	Level 1	106	8 m²	N/A	TILE	PAINT
MAIN WAREHOUSE	Level 1	107	566 m²	PAINT	FLAT CONCRETE	N/A
RENTAL WAREHOUSE	Level 1	108	216 m²	PAINT	FLAT CONCRETE	N/A
RENTAL WAREHOUSE	Level 1	109	63 m²	PAINT	FLAT CONCRETE	N/A
UTILITY ROOM	Level 1	112	11 m²	PAINT	FLAT CONCRETE	N/A
WR 2	Level 1	113	7 m²	PAINT	POLISHED CONCRETE	N/A
KITCHEN	Level 2	103	37 m²	PAINT	POLISHED CONCRETE	N/A
MEZZANINE FLOOR	Level 2	201	114 m²	PAINT	POLISHED CONCRETE	PAINT
WR 3	Level 2	202	5 m²	N/A	POLISHED CONCRETE	PAINT
RENTAL MEZZANINE FLOOR	Level 2	204	72 m²	PAINT	FLAT CONCRETE	PAINT

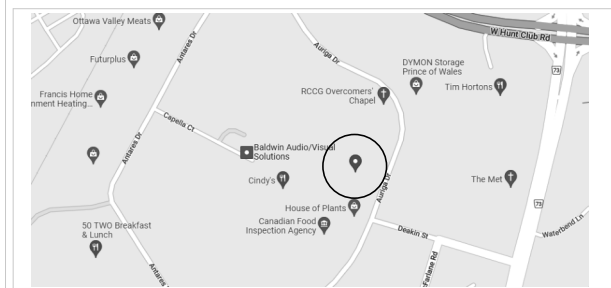
NOT FOR CONSTRUCTION /
PAS POUR CONSTRUCTION

This document and all information herein is confidential and the intellectual property of Rossmann Architecture Inc. It is disclosed in confidence on terms that it will not be disclosed to any third party, used, sold, loaned, licensed, or reproduced in whole or in any part in any manner or form for manufacturing, rendering or for any other purpose without the written permission of Rossmann Architecture Inc. The copyright is retained by Rossmann Architecture Inc.

Ce document, ainsi que tous renseignements contenus a l'intérieur, est la propriété de Rossmann Architecture Inc. Il est divulgué en confidence sous les termes qu'il ne sera pas divulgué a aucun tiers, utilisé, vendu, prêté, licencié ou reproduit en son entier ou en partie d'aucune manière pour la manufacture, soumission ou pour autres fins sans la permission écrite de Rossmann Architecture Inc. Le droit d'auteur est retenu par Rossmann Architecture Inc.

PROJECT TEAM / ÉQUIPE DU PROJET :

KEY PLAN / PLAN CLÉ :



CLIENT :

BOUSADA

30 Auriga Drive, Nepean, K2E 8B7
Tel : XXX-XXX-XXXX | www.WEBSITE.com

revision	description	date
1.3	ISSUED FOR 99%	23-01-16
1.2	ISSUED FOR 90%	22-12-22
1.1	ISSUED FOR 66%	22-11-29

PROJECT NAME / NOME DU PROJET :

30 Auriga

DRAWING NAME / NOM DU DESSIN :

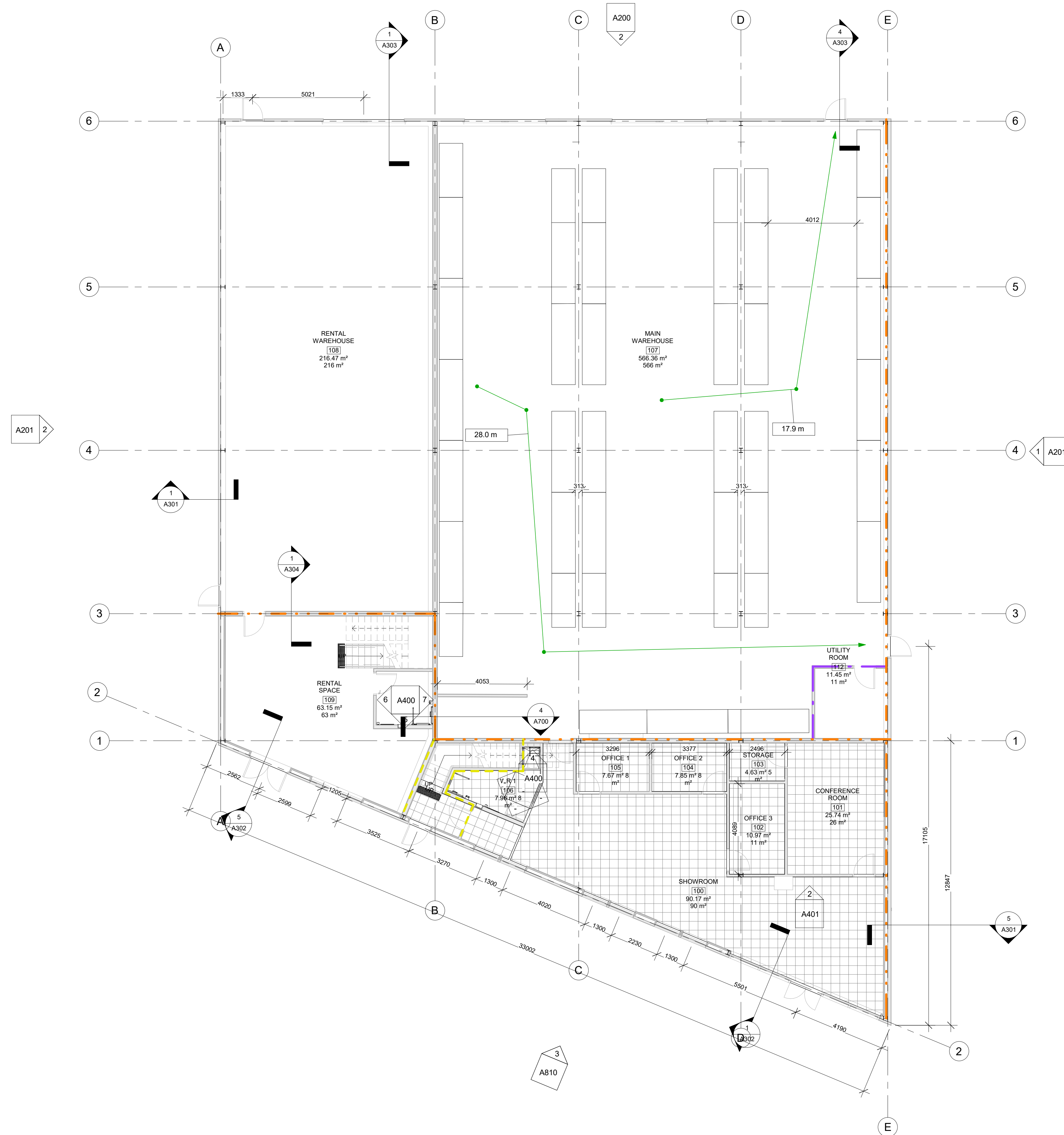
LIFE SAFETY - GROUND FLOOR

DRAWING INFORMATION /
INFORMATION DU DESSIN :

PROJECT NO. / NO. DE PROJET : **22096**
DATE : **2022-11-29**
DRAWN BY / DESSINÉ PAR : **MS**
REVIEWED BY / VÉRIFIÉ PAR : **PP**
SCALE / ÉCHELLE : **1 : 100**
PROJECT PHASE / PHASE DU PROJET : **2**
DWG NO. / NO. DESSIN :

A002

REVISION NO. / NO. DE RÉVISION : **1.3**



1 LIFE SAFETY - GROUND FLOOR
1:100

FIRE RATING LEGEND

0 HR	0 HR
45 MIN	45 MIN
1 HR	1 HR
1.5 HR	1.5 HR
2 HR	2 HR
4 HR	4 HR

ALL STRUCTURAL ELEMENTS SUPPORTING A FLOOR MUST BE PROTECTED BY A PROJECTION APPLIED FLAME RETARDANT HAVING THE SAME DEGREE OF FIRE RESISTANCE AS THE FLOOR IT SUPPORTS. THIS INCLUDES THE COLUMNS, BEAMS AND STEEL BRACING UNLESS INDICATED OTHERWISE. THE CONTRACTOR IS RESPONSIBLE FOR VERIFYING THE STRUCTURAL ENGINEER'S DOCUMENTS AND ACCOUNTING FOR THE VARIOUS STRUCTURAL ELEMENTS.

COLUMN PROTECTION (SEE TYPE DETAILS)

- 1 HR (1) FIRE RETARDANT GYPSUM PANEL ON FURRING OR METAL STUDS
- 1.5 HR (2) FIRE RETARDANT GYPSUM PANEL ON FURRING OR METAL STUDS
- ALL THE DETAILS SHALL BE ACCORDING TO THE CERTIFIED "ULC" ASSEMBLY

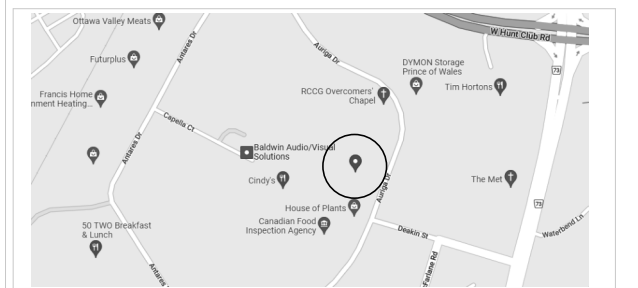
NOT FOR CONSTRUCTION /
PAS POUR CONSTRUCTION

This document and all information herein is confidential and the intellectual property of Rossmann Architecture Inc. It is disclosed in confidence on terms that it will not be disclosed to any third party, used, sold, loaned, licensed, or reproduced in whole or in any part in any manner or form for manufacturing, rendering or for any other purpose without the written permission of Rossmann Architecture Inc. The copyright is retained by Rossmann Architecture Inc.

Ce document, ainsi que tous renseignements contenus a l'intérieur, est la propriété de Rossmann Architecture Inc. Il est divulgué en confiance sous les termes qu'il ne sera pas divulgué a aucun tiers, utilisé, vendu, prêté, licencié ou reproduit en son entier ou en partie d'aucune manière pour la manufacture, soumission ou pour autres fins sans la permission écrite de Rossmann Architecture Inc. Le droit d'auteur est retenu par Rossmann Architecture Inc.

PROJECT TEAM / ÉQUIPE DU PROJET :

KEY PLAN / PLAN CLÉ :



CLIENT :

BOUSADA

30 Auriga Drive, Nepean, K2E 8B7
Tel : XXX-XXX-XXXX | www.WEBSITE.com

1.3	ISSUED FOR 99%	23-01-16
1.2	ISSUED FOR 90%	22-12-22
1.1	ISSUED FOR 66%	22-11-29
revision	description	date

PROJECT NAME / NOME DU PROJET :

30 Auriga

DRAWING NAME / NOM DU DESSIN :

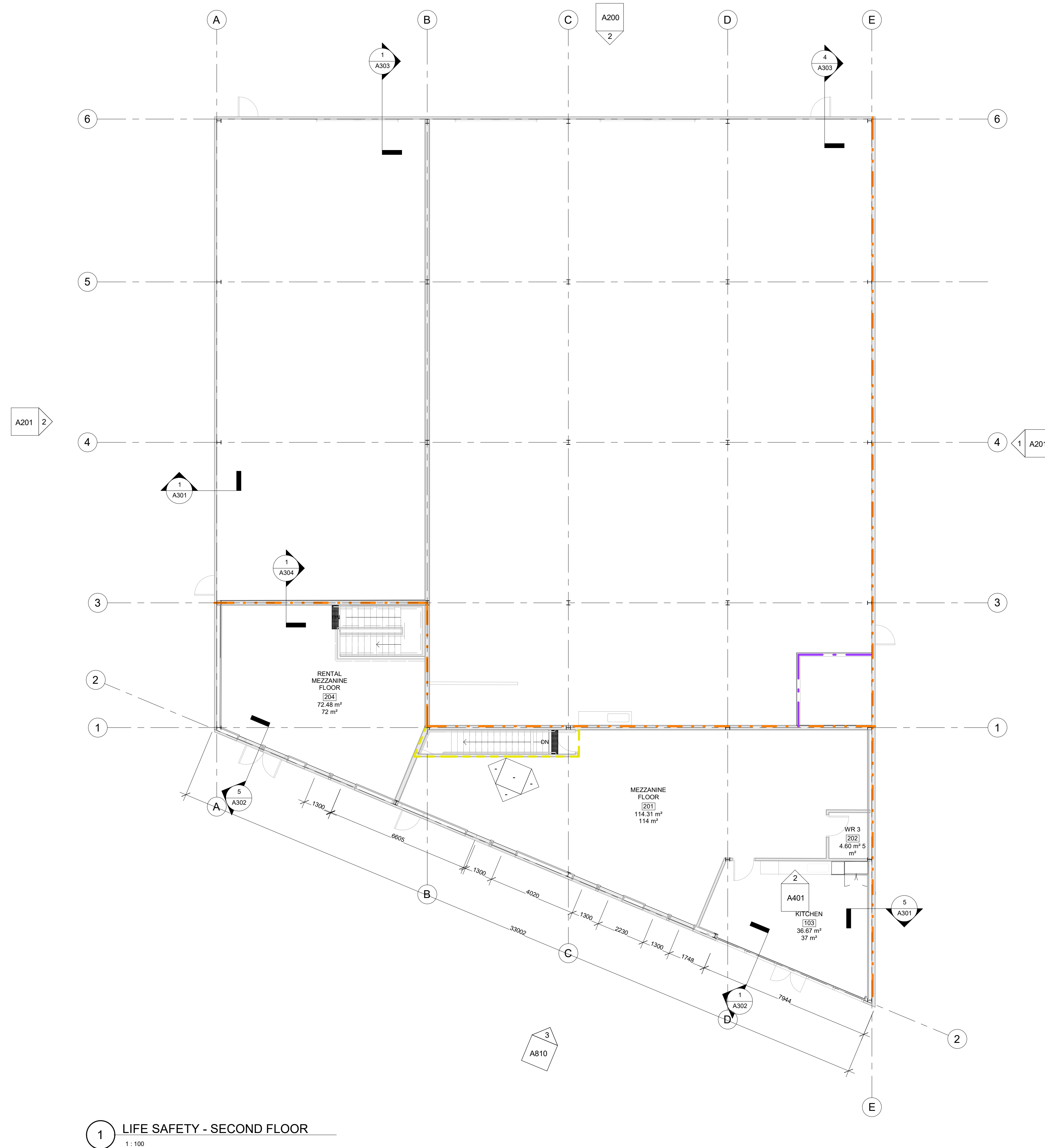
LIFE SAFETY - SECOND FLOOR

DRAWING INFORMATION /
INFORMATION DU DESSIN :

PROJECT NO. / NO. DE PROJET : **22096**
DATE : **2022-11-29**
DRAWN BY / DESSINÉ PAR : **MS**
REVIEWED BY / VÉRIFIÉ PAR : **PP**
SCALE / ÉCHELLE : **1 : 100**
PROJECT PHASE / PHASE DU PROJET : **2**
DWG NO. / NO. DESSIN :

A002.1

REVISION NO. / NO. DE RÉVISION : **1.3**



FIRE RATING LEGEND

0 HR	45 MIN
1 HR	1 HR
1.5 HR	2 HR
2 HR	4 HR

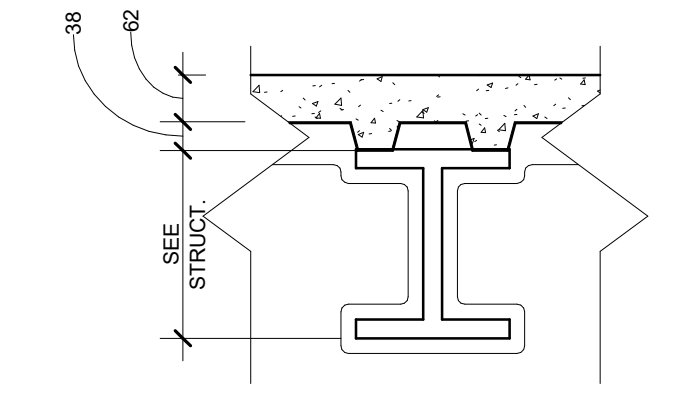
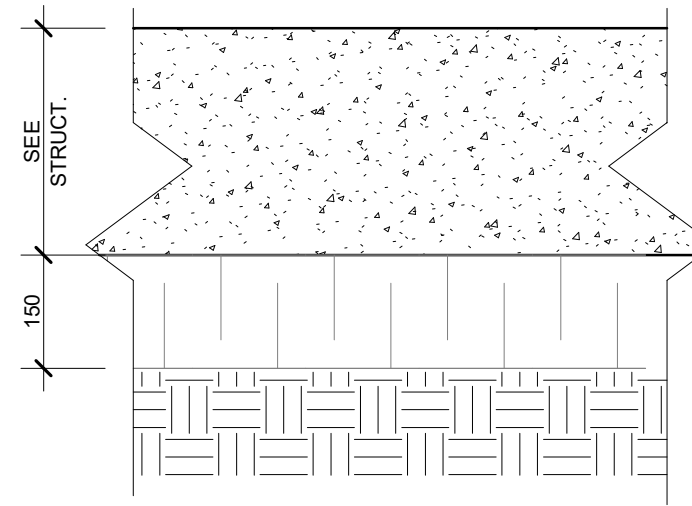
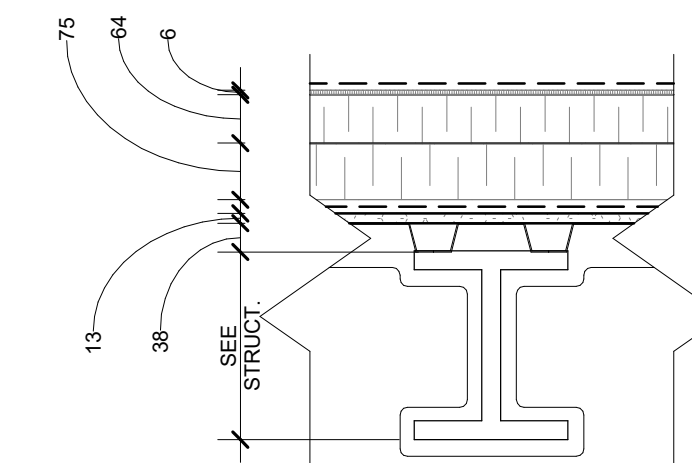
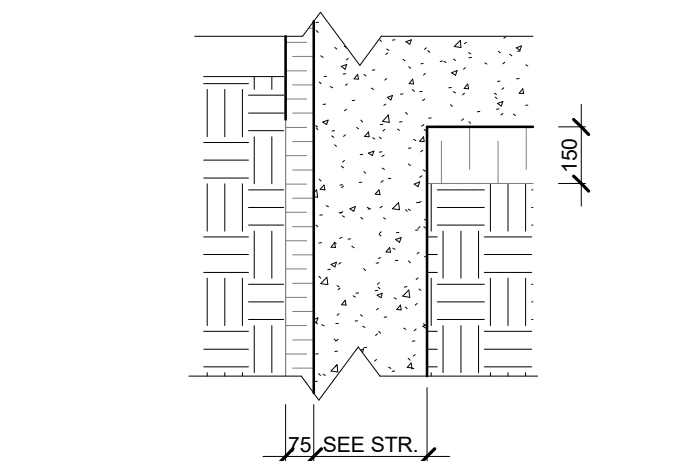
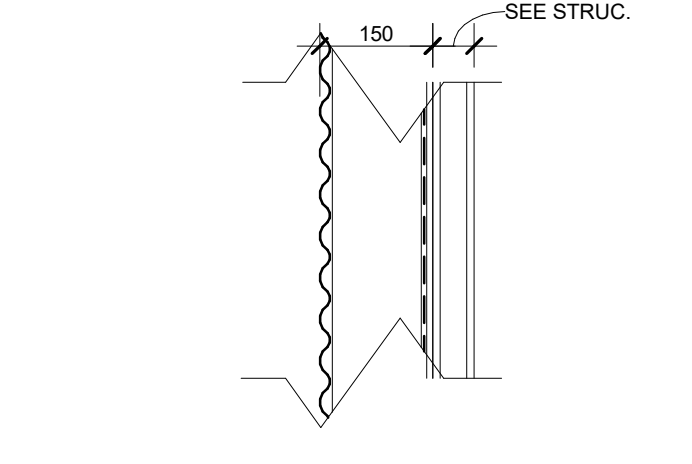
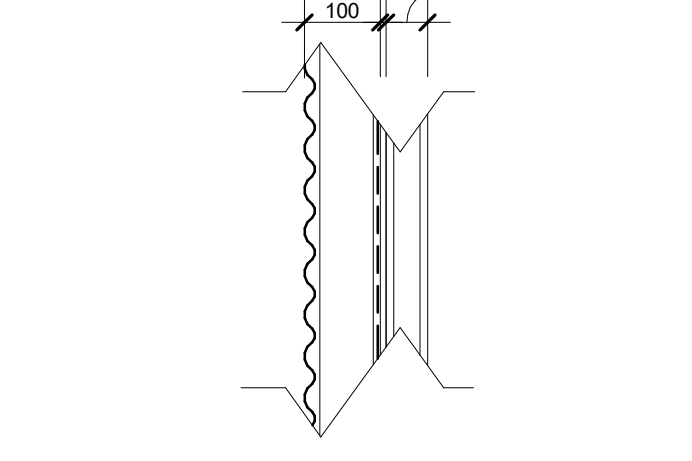
ALL STRUCTURAL ELEMENTS SUPPORTING A FLOOR MUST BE PROTECTED BY A PROJECTION APPLIED FLAME RETARDANT HAVING THE SAME DEGREE OF FIRE RESISTANCE AS THE FLOOR IT SUPPORTS. THIS INCLUDES THE COLUMNS, BEAMS AND STEEL BRIDGING UNLESS INDICATED OTHERWISE. THE CONTRACTOR IS RESPONSIBLE FOR VERIFYING THE STRUCTURAL ENGINEER'S DOCUMENTS AND ACCOUNTING FOR THE VARIOUS STRUCTURAL ELEMENTS.

COLUMN PROTECTION (SEE TYPE DETAILS)

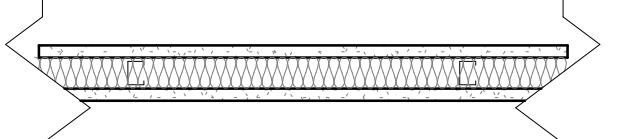
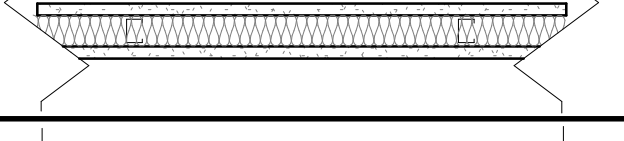
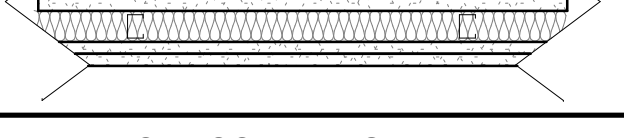
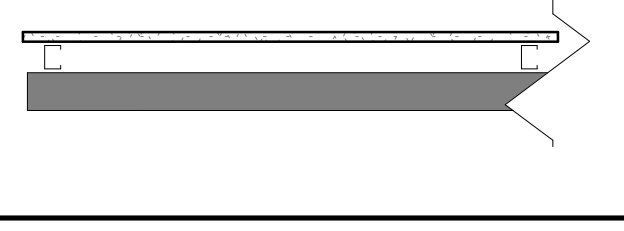
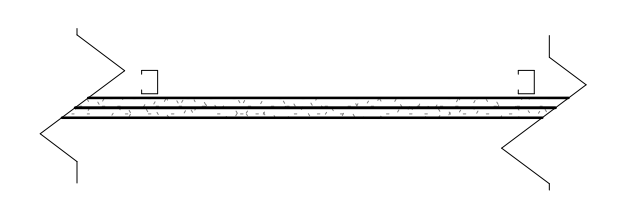
- 1 HR (1) FIRE RETARDANT GYPSUM PANEL ON FURRING OR METAL STUDS
- 1.5 HR (2) FIRE RETARDANT GYPSUM PANEL ON FURRING OR METAL STUDS
- * ALL THE DETAILS SHALL BE ACCORDING TO THE CERTIFIED "ULC" ASSEMBLY

1 LIFE SAFETY - SECOND FLOOR
1 : 100

EXTERIOR ASSEMBLIES

FLOORS				
TYPE	CONSTRUCTION	DESCRIPTION		NOTES:
FL01		TYPICAL FLOOR - 62mm CONCRETE TOPPING (SEE STRUCTURE) - 38mm STEEL DECK (SEE STRUCTURE) - STEEL BEAMS (SEE STRUCTURE) - 50mm DECK SUPPORT FIRE PROTECTION (USING MONOKOTE PRODUCT OR EQUIVALENT)	RSI (min) RSI ITS DFR	45min FIRE RATED
S01		SLAB ON GRADE - CONCRETE SLAB (SEE STRUCTURE) - 10 MILS VAPOUR BARRIER - EXTRUDED HIGH LOAD RIGID INSULATION 150mm MIN. (1220mm ON INSIDE PERIMETER OF FOUNDATION) - REFER TO FINISH SCHEDULE FOR FINISHES	RSI (min) RSI ITS DFR	3.52 3.6
ROOF				
TYPE	CONSTRUCTION	DESCRIPTION		NOTES:
R01		ROOF - 2 PLY SBS MODIFIED BITUMEN MEMBRANE - 6mm ASPHALTIC PROTECTION BOARD - 139mm EXPANDED POLYSTYRENE INSULATION (COMPLETED IN 2 LAYERS - 75mm & 64mm) - CONTINUOUS SELF ADHESIVE VAPOUR/AIR BARRIER - 13mm GYPSUM BOARD - 38mm STEEL DECK (SEE STRUCTURE) - STEEL BEAMS (SEE STRUCTURE) - 50mm DECK SUPPORT FIRE PROTECTION (USING MONOKOTE PRODUCT OR EQUIVALENT)	RSI (min) RSI ITS DFR	5.28 6.16 45min FIRE RATED
FOUNDATION WALL				
TYPE	CONSTRUCTION	DESCRIPTION		NOTES:
W01		FOUNDATION WALL - PRE-PAINTED RIGID METAL FLASHING COVER - 75mm MIN. EXTRUDED POLYSTYRENE INSULATION C/W 'Z' GIRTS BETWEEN PANELS - CONCRETE WALL (SEE STRUCTURE)	RSI (min) RSI ITS DFR	3.52 4.22
EXTERIOR WALLS				
TYPE	CONSTRUCTION	DESCRIPTION		NOTES:
EW01		6" INSULATED METAL WALL PANEL - FIRE RATED MANUFACTURED INSULATED METAL WALL PANEL - EXTERIOR METAL WALL PANEL FINISH. - INSULATION FIRE RATED (2HR). - VAPOUR/AIR BARRIER. - INTERIOR METAL FINISH - STEEL COLUMN (REFER TO STRUCTURAL).	RSI (min) RSI ITS DFR	3.34 3.6 B - DENOTES PANEL COLOUR BLACK W- DENOTES PANEL COLOUR WHITE
EW02		4" INSULATED METAL WALL PANEL MANUFACTURED INSULATED METAL WALL PANEL - EXTERIOR METAL WALL PANEL FINISH. - INSULATION - VAPOUR AIR BARRIER. - INTERIOR METAL FINISH - STEEL COLUMN (REFER TO STRUCTURAL).	RSI (min) RSI ITS DFR	3.34 3.6 B - DENOTES PANEL COLOUR BLACK W- DENOTES PANEL COLOUR WHITE

INTERIOR PARTITIONS

TYPE	CONSTRUCTION STEEL	DESCRIPTION	DIMENSIONS		INSTALLATION						NOTES				
			SIZE	WALL	INSULATION + SCELLANT (I)			SCELLANT (S)							
					FSTC	FRR	TESTS FRR	FSTC	FRR	TESTS FRR					
P2		- GYPSUM BOARD 16mm - 28 GA. METAL STUD @ 400mm O/C - GLASS FIBER INSULATION (CAVITY) - GYPSUM BOARD 16mm	.1	41 mm [1 5/8"]	73 mm [2 7/8"]	39					1HR	- SEE THE FIRE RESISTANCE PLANS FOR PRECISION ON THE REQUIRED FIRE RESISTANCE DEPENDING ON THE LOCATIONS			
			.2	64 mm [2 1/2"]	96 mm [3 3/4"]	45			ULC W409	35	3/4HRS		- THIS PARTITION IS SOMETIMES USED WITHOUT A ONE HOUR DEGREE OF FIRE RESISTANCE REQUIRED FOR ACUSTIC PURPOSES		
			.3	92 mm [3 5/8"]	124 mm [4 7/8"]	50			ULC W415	38	1HR		- USE 26 GA. STEEL STUDS ON ALL REGULAR ONE STORE PARTIONS AND 16 GA. STUDS ON FULL BUILDING HEIGHT PARTITIONS		
			.4	152 mm [6"]	184 mm [7 1/4"]	51									
P3		- GYPSUM BOARD 16mm - TYPE-X - 28 GA. METAL STUD @ 400mm O/C - GLASS FIBER INSULATION (CAVITY) - GYPSUM BOARD 16mm - TYPE-X	.1	41 mm [1 5/8"]	73 mm [2 7/8"]	39	45MIN				1HR	- SEE THE FIRE RESISTANCE PLANS FOR PRECISION ON THE REQUIRED FIRE RESISTANCE DEPENDING ON THE LOCATIONS			
			.2	64 mm [2 1/2"]	96 mm [3 3/4"]	45			ULC W409	35	3/4HRS		- THIS PARTITION IS SOMETIMES USED WITHOUT A ONE HOUR DEGREE OF FIRE RESISTANCE REQUIRED FOR ACUSTIC PURPOSES		
			.3	92 mm [3 5/8"]	124 mm [4 7/8"]	50			ULC W415	38	1HR		- USE 26 GA. STEEL STUDS ON ALL REGULAR ONE STORE PARTIONS AND 16 GA. STUDS ON FULL BUILDING HEIGHT PARTITIONS		
			.4	152 mm [6"]	184 mm [7 1/4"]	51	45MIN								
P5		- (2) GYPSUM BOARD 16mm - TYPE-X - 28 GA. METAL STUD @ 400mm O/C - GLASS FIBER INSULATION (CAVITY) - (2) GYPSUM BOARD 16mm - TYPE-X	.1	41 mm [1 5/8"]	105 mm [4 1/8"]	51	1HR				2HRS	ULC W453	- SEE THE FIRE RESISTANCE PLANS FOR PRECISION ON THE REQUIRED FIRE RESISTANCE DEPENDING ON THE LOCATIONS		
			.2	64 mm [2 1/2"]	127 mm [5"]	56	2HRS					2HRS	ULC U419 & ULC W453	- THIS PARTITION IS SOMETIMES USED WITHOUT A ONE HOUR DEGREE OF FIRE RESISTANCE REQUIRED FOR ACUSTIC PURPOSES	
			.3	92 mm [3 5/8"]	156 mm [6 1/8"]	52	2HRS					50	2HRS	ULC W453	- USE 26 GA. STEEL STUDS ON ALL REGULAR ONE STORE PARTIONS AND 16 GA. STUDS ON FULL BUILDING HEIGHT PARTITIONS
			.4	152 mm [6"]	216 mm [8 1/2"]	59	2HRS								
FURRING PARTITION / SOUFLAGE															
F1		- GYPSUM BOARD 16mm - METAL CHANNEL OR - RESILIENT CHANNEL OR - 26 GA. METAL STUD @ 600 O/C	.1	13 mm [1/2"]	16 mm [5/8"]										
			.2	22 mm [7/8"]	38 mm [1 1/2"]										
			.3	41 mm [1 5/8"]	57 mm [2 1/4"]										
			.4	64 mm [2 1/2"]	80 mm [3 1/8"]										
			.5	92 mm [3 5/8"]	108 mm [4 1/4"]										
			.6	152 mm [6"]	168 mm [6 5/8"]										
CEILING															
CL01		- FRAMING TO BE DETERMINED - (2) GYPSUM BOARD 16mm - TYPE-X W/ FIRE TAPE (INSIDE ROOM)	.1	13 mm [1/2"]	16 mm [5/8"]										
			.2	22 mm [7/8"]	38 mm [1 1/2"]										
			.3	41 mm [1 5/8"]	57 mm [2 1/4"]										
			.4	64 mm [2 1/2"]	80 mm [3 1/8"]										
			.5	92 mm [3 5/8"]	108 mm [4 1/4"]										
			.6	152 mm [6"]	168 mm [6 5/8"]										

NOT FOR CONSTRUCTION,
PRE POUR CONSTRUCTION

This document and all information herein is confidential and the intellectual property of Rossmann Architecture Inc. It is disclosed in confidence on terms that it will not be disclosed to any third party, used, sold, loaned, licensed, or reproduced in whole or in any part in any manner or form for manufacturing, tendering or for any other purpose without the written permission of Rossmann Architecture Inc. The copyright is retained by Rossmann Architecture Inc.

Ce document, ainsi que tous informations contenues a l'interieur, est la propriété de Rossmann Architecture Inc. Il est divulgué en confiance sous les termes qu'il ne sera pas divulgué a aucun tiers, utilisé, vendu, prêté, licencié ou reproduit en son entier ou en partie d'aucune maniere pour la manufacture, soumission ou pour autres fins sans la permission écrite de Rossmann Architecture Inc. Le droit d'auteur est retenu par Rossmann Architecture Inc.

PROJECT TEAM / EQUIPE DU PROJET :

KEY PLAN / PLAN CLÉ :



CLIENT :



30 Auriga Drive, Nepean, K2E 8B7
Tel : XXX-XXX-XXXX | www.WEBSITE.com

revision	description	date
1.3	ISSUED FOR 99%	23-01-16
1.2	ISSUED FOR 90%	22-12-22
1.1	ISSUED FOR 66%	22-11-29

PROJECT NAME / NOME DU PROJET :

30 Auriga

DRAWING NAME / NOM DU DESSIN :

**EXTERIOR ASSEMBLIES
AND INTERIOR PARTITIONS**

DRAWING INFORMATION /
INFORMATION DU DESSIN :

PROJECT NO. / NO. DE PROJET : **22096**

DATE : **2022-11-29**

DRAWN BY / DESSINÉ PAR : **MS | JV**

REVIEWED BY / VÉRIFIÉ PAR : **PP**

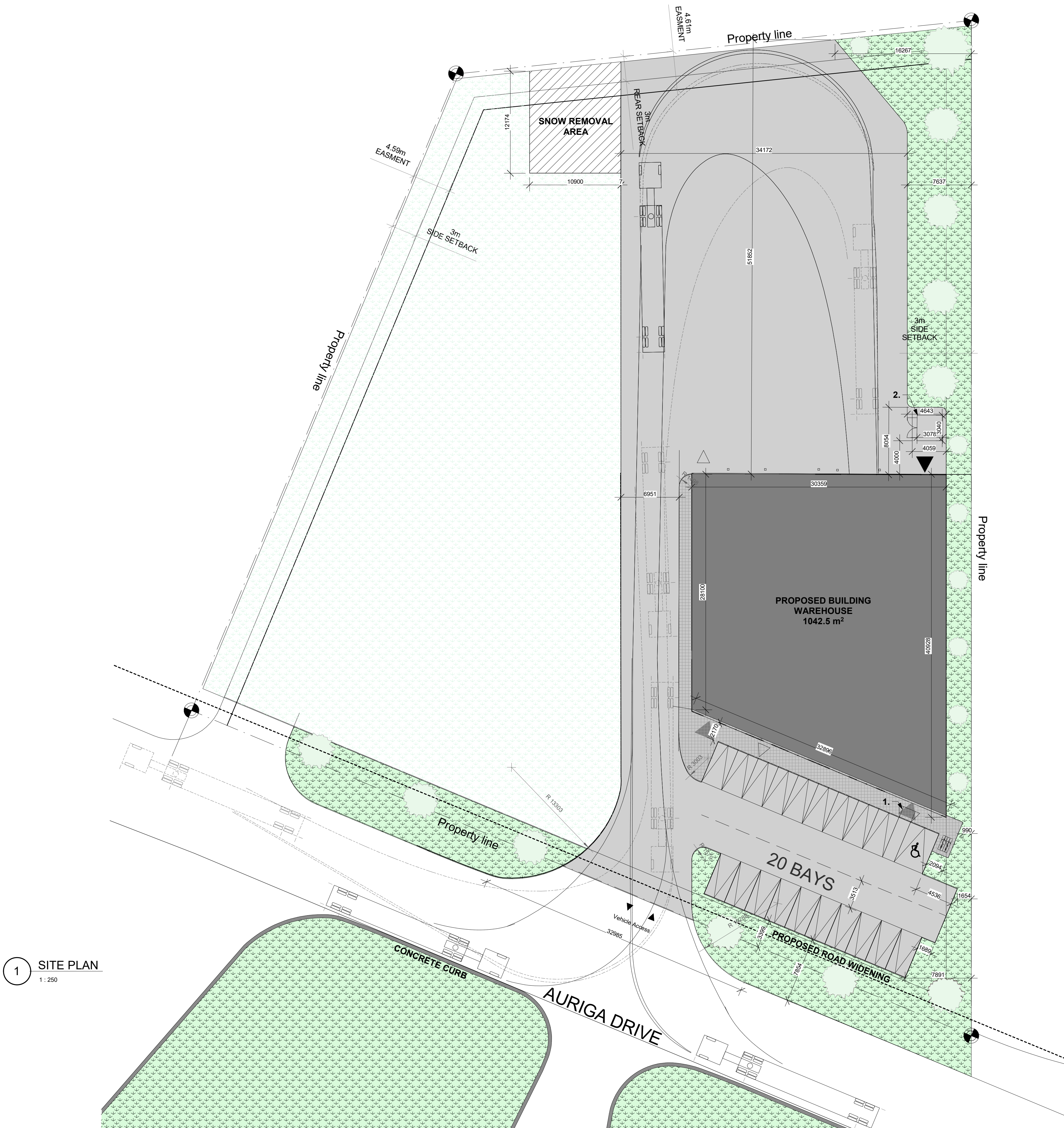
SCALE / ÉCHELLE : **As Indicated**

PROJECT PHASE / PHASE DU PROJET : **2**

DWG NO. / NO. DESSIN :

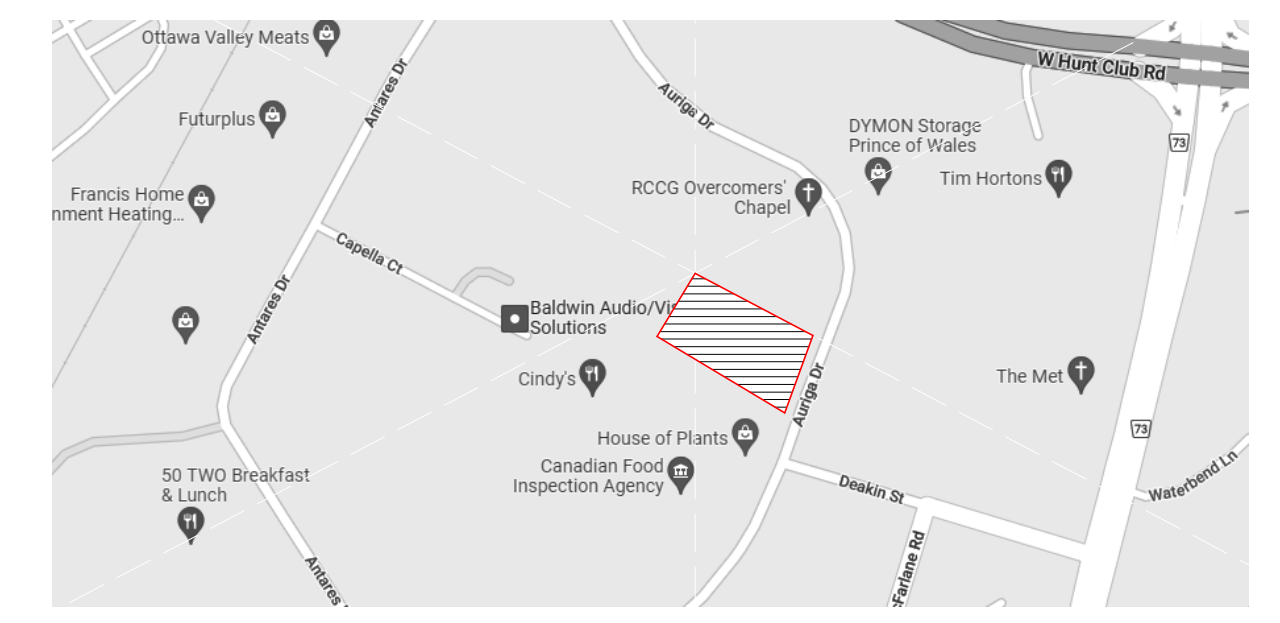
A020

REVISION NO. / NO. DE RÉVISION : **1.3**



1 SITE PLAN
1:250

SITE CONTEXT



LEGEND

SURFACES

- EXISTING GRASS
- NEW GRASS
- CONCRETE PAVERS
- POURED CONCRETE
- ASPHALT PAVING
- PROPOSED NEW BUILDING
- NEW SNOW REMOVAL AREA
- EXISTING BUILDING TO BE DEMOLISHED

LINES

- PROPERTY LINE
- SETBACK LINE
- EXISTING FENCE
- NEW FENCE
- OVERHEAD WIRES

VEGETATION

- TREE: EXISTING TO REMAIN
- TREE: EXISTING TO BE REMOVED
- TREE: NEW PROPOSED
- SHRUB: NEW PROPOSED

SYMBOLS

- DIRECTIONAL ARROWS
- BUILDING ACCESS
- BUILDING EGRESS
- SIAMESE CONNECTION
- UTILITY POLE
- FIRE HYDRANT
- CATCH BASIN / MANHOLE
- DEPRESSED CURB
- LANDSCAPE LIGHT
- LIGHT POLE
- WALL MOUNTED LIGHT
- EXISTING GRADE ELEVATION
- PROPOSED GRADE ELEVATION
- LOT CORNERS
- PARKING
 - BIKE PARKING
 - CAR PARKING
 - BF PARKING
 - BF PARKING (TYPE A)
 - BF PARKING (TYPE B)

GENERAL NOTES

- NOTE A: ALL DRAWINGS ARE TO BE READ IN CONJUNCTION WITH ALL OTHER DRAWINGS AND SPECIFICATIONS...
- NOTE B: ALL GENERAL SITE INFORMATION AND CONDITIONS HAVE BEEN COMPILED FROM EXISTING PLANS AND SURVEYS.
- NOTE C: CONTRACTOR IS RESPONSIBLE TO CHECK AND VERIFY ALL DIMENSIONS ON SITE AND REPORT ALL ERRORS AND / OR OMISSIONS TO THE ARCHITECT.
- NOTE D: REFER TO LANDSCAPE PLAN FOR ALL EXTERIOR LANDSCAPING.
- NOTE E: DO NOT SCALE DRAWINGS.
- NOTE F: ALL CONTRACTORS MUST COMPLY WITH ALL APPLICABLE CODES AND REGULATIONS.

SURVEY INFO

TOPOGRAPHIC SURVEY OF:

PROJECT INFORMATION

ADDRESS: 30 AURIGA DR
 CURRENT ZONING: IGS
 SITE AREA: 7864.00 m²
 PROPOSED USE: INDUSTRIAL
 BUILDING AREA: 1042.50 m²

SITE SUMMARY

	PERMITTED	PROPOSED
LOT AREA	1000.00 m²	7864.00 m²
LOT WIDTH	0.00 m	54.92 m
MIN. LOT WIDTH	0.00 m	0.00 m
MAX. BUILDING HEIGHT	22.00 m	9.00 m
MAX. PARAPET HEIGHT	0.00 m	0.00 m
SET BACKS:		
- FRONT YARD	3.00 m (min.) / 0.00 m (max.)	23.20 m (min.) / 0.00 m (max.)
- CORNER SIDE YARD	0.00 m (min.) / 0.00 m (max.)	0.00 m (min.) / 0.00 m (max.)
- INTERIOR SIDE YARD	3.00 m (min.) / 0.00 m (max.)	3.00 m (min.) / 0.00 m (max.)
- REAR YARD	3.00 m (min.) / 0.00 m (max.)	50.00 m (min.) / 0.00 m (max.)
- ADDITIONAL REQ	0.00 m	0.00 m
MIN LANDSCAPED AREA	3.00 m	3.00 m

VEHICULAR PARKING

	REQUIRED	PROPOSED
MIN PARKING SPACES	0	0
MIN VISITOR PARKING SPACES	20	20
MIN ACCESSIBLE PRKG SPACES	1	1

BIKE PARKING

	REQUIRED	PROPOSED
MIN PARKING SPACES	1	1

WASTE CONTAINERS

	REQUIRED	PROPOSED
GARBAGE (0.11 y³ / unit)	0	0
RECYCLING (0.038 y³ / unit)	0	0
ORGANICS	0	0

AMENITY AREA

	REQUIRED	PROPOSED
PRIVATE	0.00 m²	0.00 m²
COMMUNAL	0.00 m²	0.00 m²

BUILDING SUMMARY

UNITS	GFA_OBC	GFA_CITY

DRAWING NOTES:

- 1. DEPRESSED CURB
- 2. GARBAGE

NOT FOR CONSTRUCTION
PAS POUR CONSTRUCTION

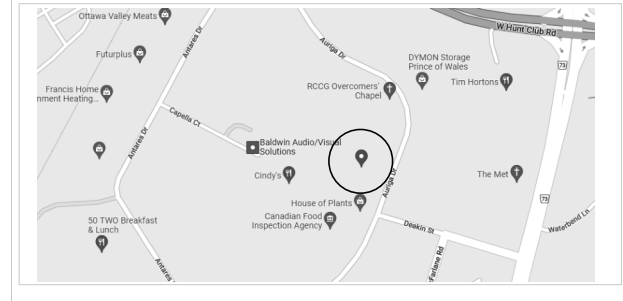
This document and all information herein is confidential and the intellectual property of Rossmann Architecture Inc. It is disclosed in confidence on terms that it will not be disclosed to any third party used, sold, loaned, licensed, or reproduced in whole or in any part in any manner or form for manufacturing, tending or for any other purpose without the written permission of Rossmann Architecture Inc. The copyright is retained by Rossmann Architecture Inc.

Ce document, ainsi que tous informations contenues a l'intérieur, est la propriété de Rossmann Architecture Inc. Il est divulgué en confiance sous les termes qu'il ne sera pas divulgué a aucun tiers, utilisé, vendu, prêté, licencié ou reproduit en son entier ou en partie d'aucune manière pour la manufacture, soumission ou pour autres fins sans la permission écrite de Rossmann Architecture Inc. Le droit d'auteur est retenu par Rossmann Architecture Inc.

PROJECT TEAM / ÉQUIPE DU PROJET :

ROLE	NAME
ARCHITECT	ROSSMANN ARCHITECTURE
CLIENT	BOUSADA

KEY PLAN / PLAN CLÉ :



CLIENT :



30 Auriga Drive, Nepean, K2E 8B7
Tel : XXX-XXX-XXXX | www.WEBSITE.com

REVISION	DESCRIPTION	DATE
1.3	ISSUED FOR 99%	23-01-16
1.2	ISSUED FOR 90%	22-12-22
1.1	ISSUED FOR 66%	22-11-29
1.0	ISSUED FOR 33%	22-08-31

PROJECT NAME / NOME DU PROJET :

30 Auriga

DRAWING NAME / NOM DU DESSIN :

SITE PLAN

DRAWING INFORMATION / INFORMATION DU DESSIN :

PROJECT NO. / NO. DE PROJET : 22096
 DATE : 2022-11-29
 DRAWN BY / DESSINÉ PAR : MS
 REVIEWED BY / VÉRIFIÉ PAR : PP
 SCALE / ÉCHELLE : As indicated
 PROJECT PHASE / PHASE DU PROJET : 2
 DWG NO. / NO. DESSIN : A050

REVISION NO. / NO. DE RÉVISION : 1.3

NOT FOR CONSTRUCTION,
PAS POUR CONSTRUCTION

This document and all information herein is confidential and the intellectual property of Rossmann Architecture Inc. It is disclosed in confidence on terms that it will not be disclosed to any third party, used, sold, loaned, licensed, or reproduced in whole or in any part in any manner or form for manufacturing, rendering or for any other purpose without the written permission of Rossmann Architecture Inc. The copyright is retained by Rossmann Architecture Inc.

Ce document, ainsi que tous renseignements contenus a l'intérieur, est la propriété de Rossmann Architecture Inc. Il est divulgué en confiance sous les termes qu'il ne sera pas divulgué a aucun tiers, utilisé, vendu, prêté, licencié ou reproduit en son entier ou en partie d'aucune manière pour la manufacture, soumission ou pour autres fins sans la permission écrite de Rossmann Architecture Inc. Le droit d'auteur est retenu par Rossmann Architecture Inc.

PROJECT TEAM / ÉQUIPE DU PROJET :

KEY PLAN / PLAN CLÉ :



CLIENT :

BOUSADA

30 Auriga Drive, Nepean, K2E 8B7
Tel : XXX-XXX-XXXX | www.WEBSITE.com

1.3	ISSUED FOR 99%	23-01-16
1.2	ISSUED FOR 90%	22-12-22
1.1	ISSUED FOR 66%	22-11-29
1.0	ISSUED FOR 33%	22-08-31

PROJECT NAME / NOM DU PROJET :

30 Auriga

DRAWING NAME / NOM DU DESSIN :

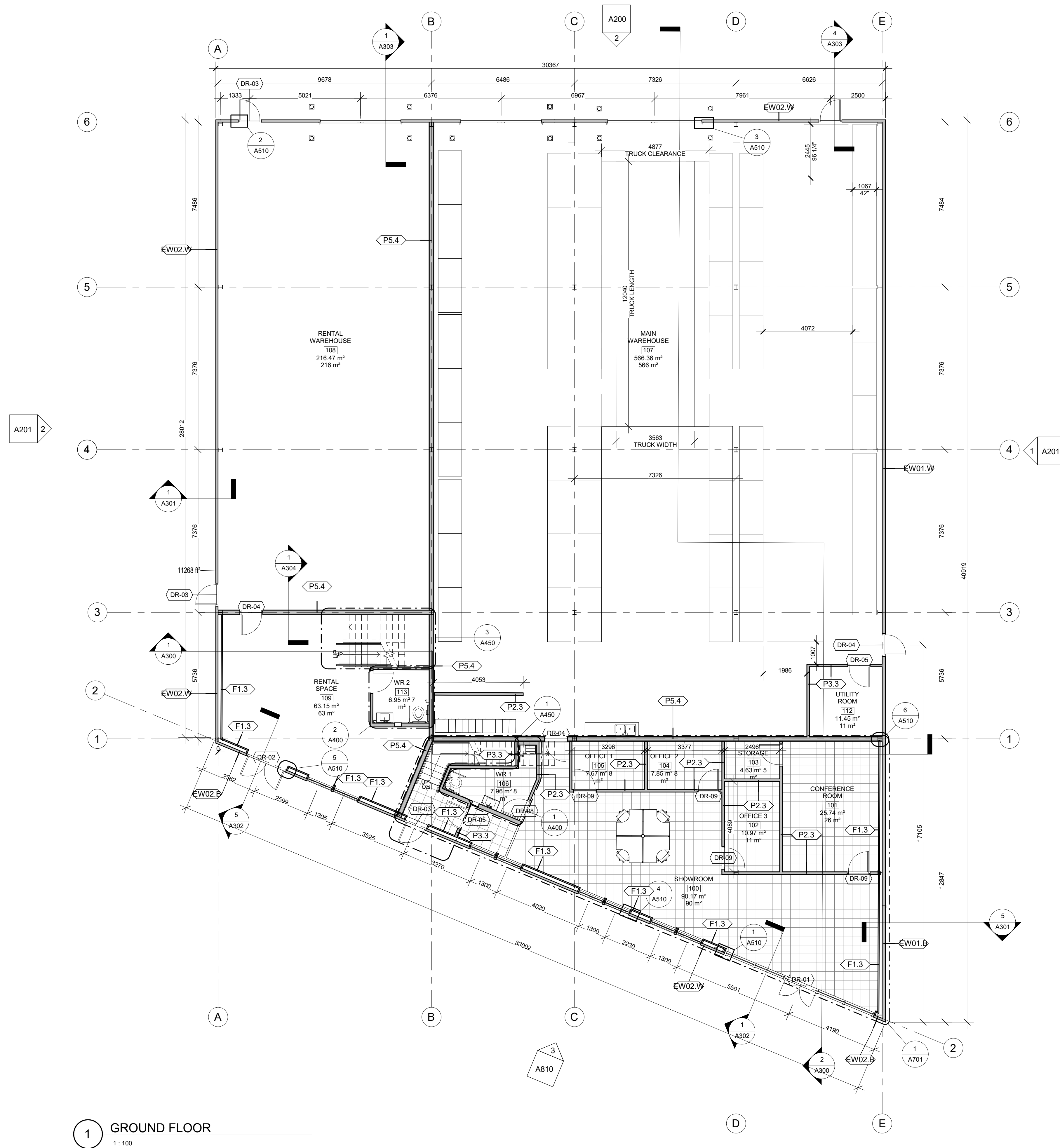
GROUND FLOOR

DRAWING INFORMATION / INFORMATION DU DESSIN :

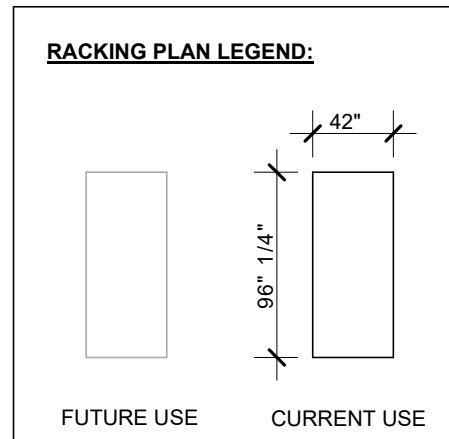
PROJECT NO. / NO. DE PROJET : **22096**
DATE : **2022-11-29**
DRAWN BY / DESSINÉ PAR : **MS**
REVIEWED BY / VÉRIFIÉ PAR : **PP**
SCALE / ÉCHELLE : **1 : 100**
PROJECT PHASE / PHASE DU PROJET : **2**
DWG NO. / NO. DESSIN :

A103

REVISION NO. / NO. DE RÉVISION : **1.3**



1 GROUND FLOOR
1 : 100



NOT FOR CONSTRUCTION
PAS POUR CONSTRUCTION

This document and all information herein is confidential and the intellectual property of Rossmann Architecture Inc. It is disclosed in confidence on terms that it will not be disclosed to any third party, used, sold, loaned, licensed, or reproduced in whole or in any part in any manner or form for manufacturing, rendering or for any other purpose without the written permission of Rossmann Architecture Inc. The copyright is retained by Rossmann Architecture Inc.

Ce document, ainsi que tous renseignements contenus a l'intérieur, est la propriété de Rossmann Architecture Inc. Il est divulgué en confiance sous les termes qu'il ne sera pas divulgué a aucun tiers, utilisé, vendu, prêté, licencié ou reproduit en son entier ou en partie d'aucune manière pour la manufacture, soumission ou pour autres fins sans la permission écrite de Rossmann Architecture Inc. Le droit d'auteur est retenu par Rossmann Architecture Inc.

PROJECT TEAM / ÉQUIPE DU PROJET :

KEY PLAN / PLAN CLÉ :



CLIENT :

BOUSADA

30 Auriga Drive, Nepean, K2E 8B7
Tel : XXX-XXX-XXXX | www.WEBSITE.com

1.3	ISSUED FOR 99%	23-01-16
1.2	ISSUED FOR 90%	22-12-22
1.1	ISSUED FOR 66%	22-11-29
1.0	ISSUED FOR 33%	22-08-31
revision	description	date

PROJECT NAME / NOME DU PROJET :

30 Auriga

DRAWING NAME / NOM DU DESSIN :

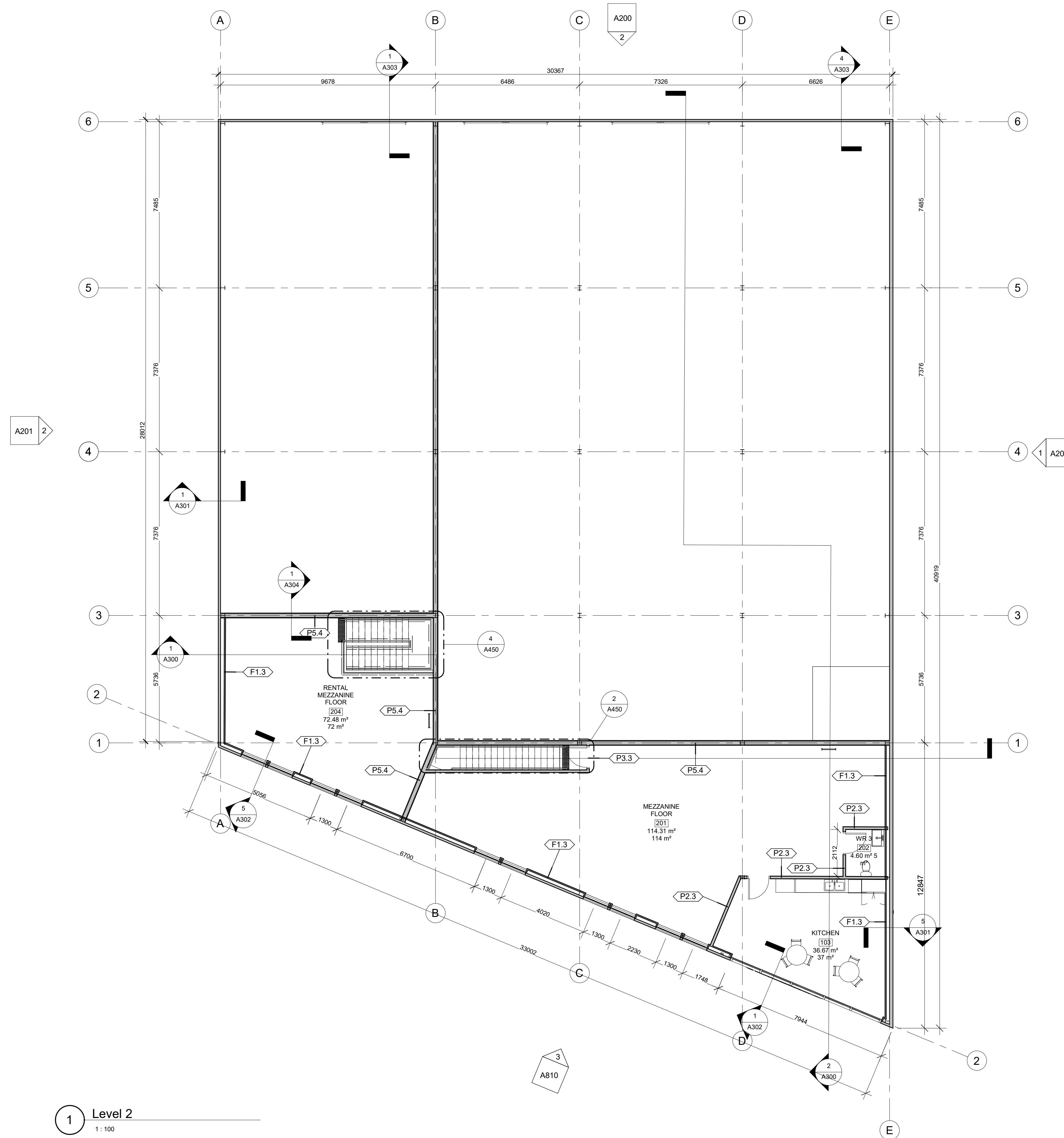
FLOOR LEVEL 2

DRAWING INFORMATION / INFORMATION DU DESSIN :

PROJECT NO. / NO. DE PROJET : **22096**
DATE : **2022-11-29**
DRAWN BY / DESSINÉ PAR : **MS**
REVIEWED BY / VÉRIFIÉ PAR : **PP**
SCALE / ÉCHELLE : **1 : 100**
PROJECT PHASE / PHASE DU PROJET : **2**
DWG NO. / NO. DESSIN :

A104

REVISION NO. / NO. DE RÉVISION : **1.3**



1 Level 2
1 : 100

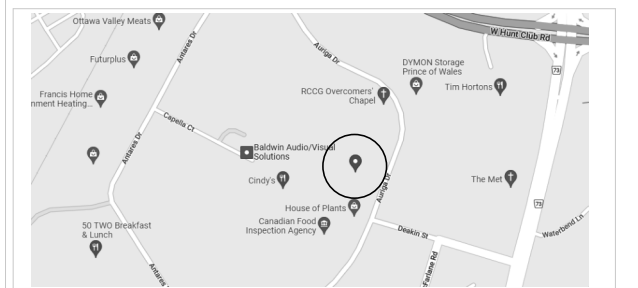
NOT FOR CONSTRUCTION /
PAS POUR CONSTRUCTION

This document and all information herein is confidential and the intellectual property of Rossmann Architecture Inc. It is disclosed in confidence on terms that it will not be disclosed to any third party, used, sold, loaned, licensed, or reproduced in whole or in any part in any manner or form for manufacturing, tending or for any other purpose without the written permission of Rossmann Architecture Inc. The copyright is retained by Rossmann Architecture Inc.

Ce document, ainsi que tous renseignements contenus a l'intérieur, est la propriété de Rossmann Architecture Inc. Il est divulgué en confidence sous les termes qu'il ne sera pas divulgué a aucun tiers, utilisé, vendu, prêté, licencié ou reproduit en son entier ou en partie d'aucune manière pour la manufacture, soumission ou pour autres fins sans la permission écrite de Rossmann Architecture Inc. Le droit d'auteur est retenu par Rossmann Architecture Inc.

PROJECT TEAM / ÉQUIPE DU PROJET :

KEY PLAN / PLAN CLÉ :



CLIENT :

BOUSADA

30 Auriga Drive, Nepean, K2E 8B7
Tel : XXX-XXX-XXXX | www.WEBSITE.com

revision	description	date
1.3	ISSUED FOR 99%	23-01-16
1.2	ISSUED FOR 90%	22-12-22
1.1	ISSUED FOR 66%	22-11-29
1.0	ISSUED FOR 33%	22-08-31

PROJECT NAME / NOME DU PROJET :

30 Auriga

DRAWING NAME / NOM DU DESSIN :

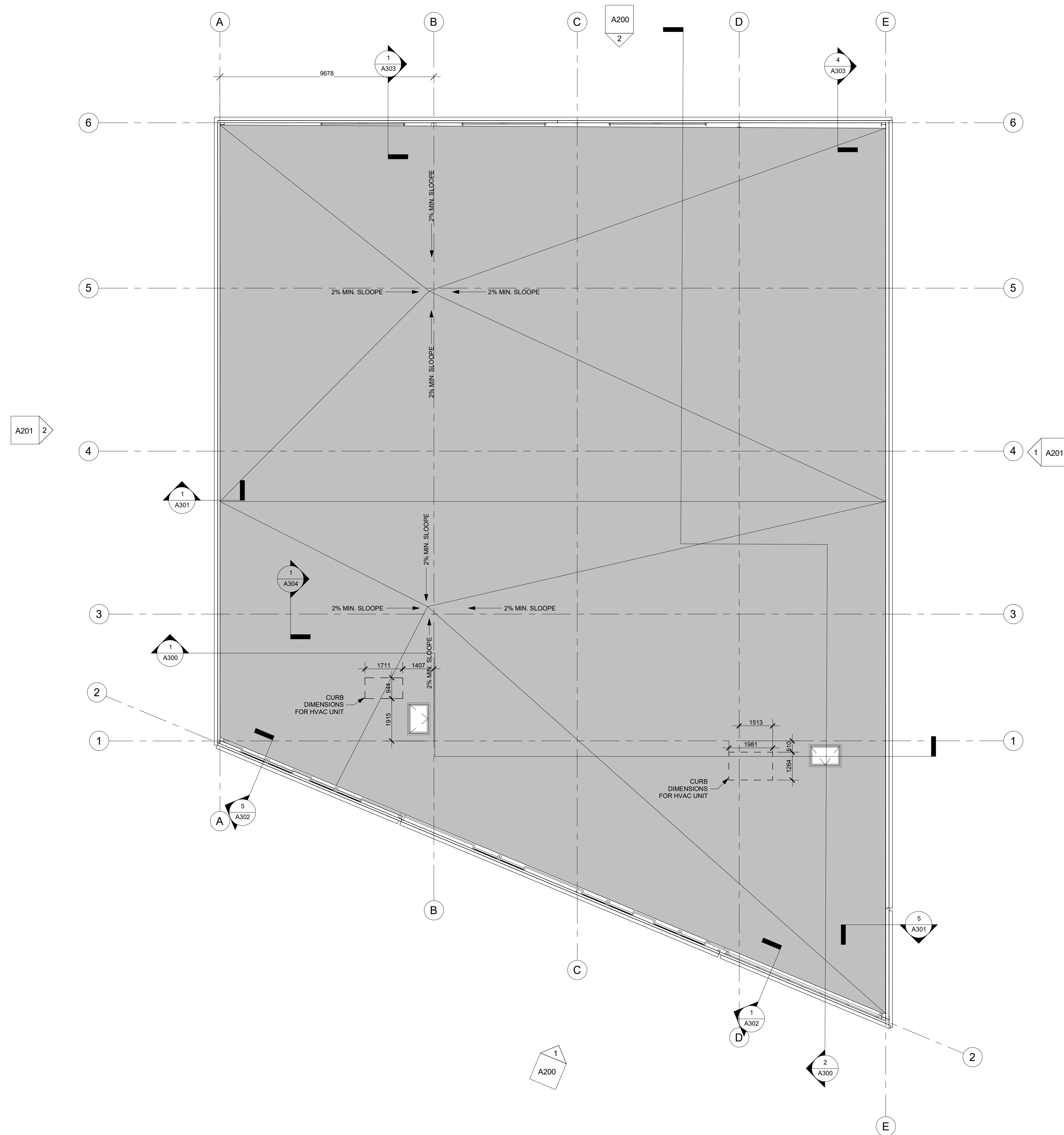
ROOF PLANS

DRAWING INFORMATION /
INFORMATION DU DESSIN :

PROJECT NO. / NO. DE PROJET : **22096**
DATE : **2022-11-29**
DRAWN BY / DESSINÉ PAR : **MS**
REVIEWED BY / VÉRIFIÉ PAR : **PP**
SCALE / ÉCHELLE : **1 : 100**
PROJECT PHASE / PHASE DU PROJET : **2**
DWG NO. / NO. DESSIN :

A110

REVISION NO. / NO. DE RÉVISION : **1.3**



NOT FOR CONSTRUCTION
PAS POUR CONSTRUCTION

This document and all information herein is confidential and the intellectual property of Rossmann Architecture Inc. It is disclosed in confidence on terms that it will not be disclosed to any third party, used, sold, loaned, licensed, or reproduced in whole or in any part in any manner or form for manufacturing, rendering or for any other purpose without the written permission of Rossmann Architecture Inc. The copyright is retained by Rossmann Architecture Inc.

Ce document, ainsi que tous renseignements contenus à l'intérieur, est la propriété de Rossmann Architecture Inc. Il est divulgué en confidence sous les termes qu'il ne sera pas divulgué à aucun tiers, utilisé, vendu, prêté, licencié ou reproduit en son entier ou en partie d'aucune manière pour la manufacture, soumission ou pour autres fins sans la permission écrite de Rossmann Architecture Inc. Le droit d'auteur est retenu par Rossmann Architecture Inc.

PROJECT TEAM / ÉQUIPE DU PROJET :

KEY PLAN / PLAN CLÉ :



CLIENT :

BOUSADA

30 Auriga Drive, Nepean, K2E 8B7
Tel : XXX-XXX-XXXX | www.WEBSITE.com

1.3	ISSUED FOR 99%	23-01-16
1.2	ISSUED FOR 90%	22-12-22
revision	description	date

PROJECT NAME / NOME DU PROJET :

30 Auriga

DRAWING NAME / NOM DU DESSIN :

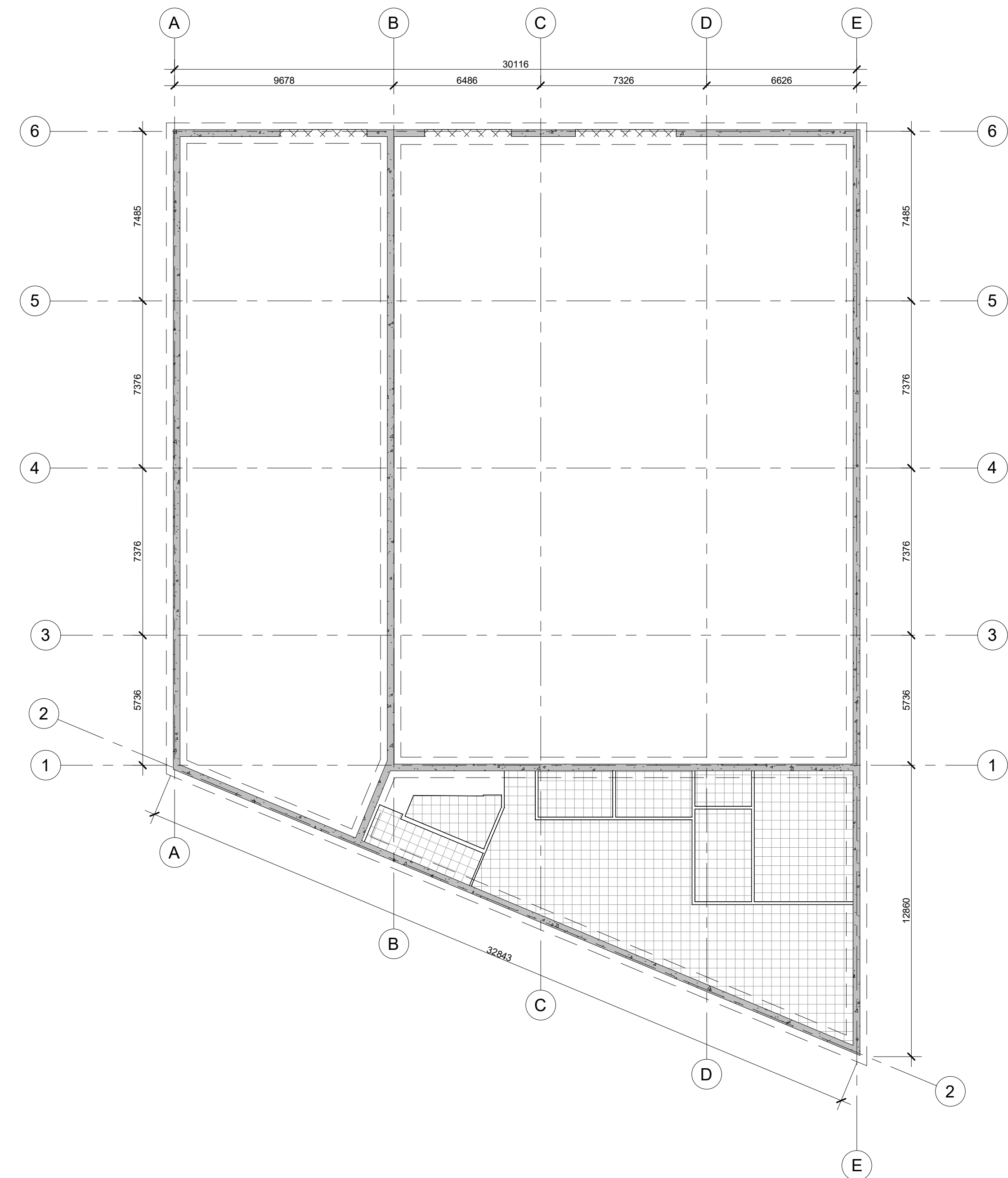
SLAB EDGE PLANS

DRAWING INFORMATION / INFORMATION DU DESSIN :

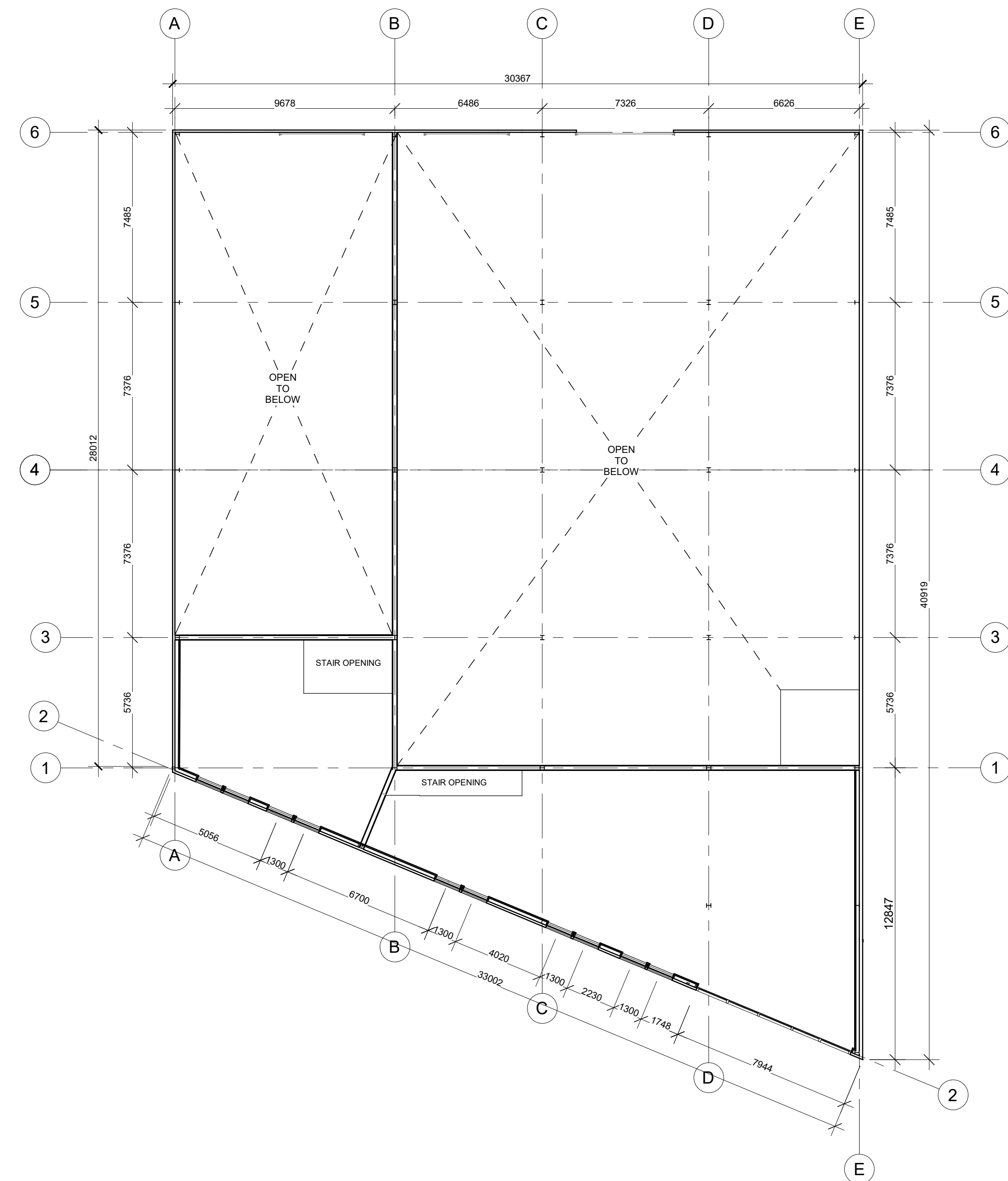
PROJECT NO. / NO. DE PROJET : **22096**
DATE : **08/28/20**
DRAWN BY / DESSINÉ PAR : **Author**
REVIEWED BY / VÉRIFIÉ PAR : **Checker**
SCALE / ÉCHELLE : **1 : 150**
PROJECT PHASE / PHASE DU PROJET : **2**
DWG NO. / NO. DESSIN :

A150

REVISION NO. / NO. DE RÉVISION : **1.3**



1 T/O FOOTING - SLAB EDGE PLAN
1 : 150



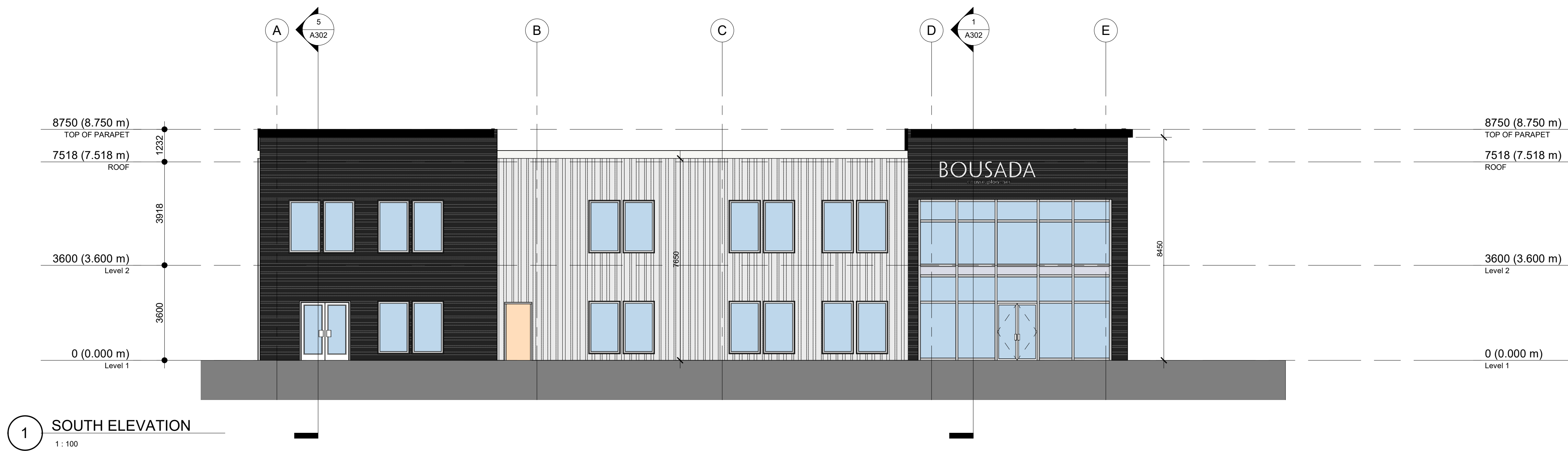
2 LEVEL 2- SLAB EDGE PLAN
1 : 150

NOT FOR CONSTRUCTION /
PAS POUR CONSTRUCTION

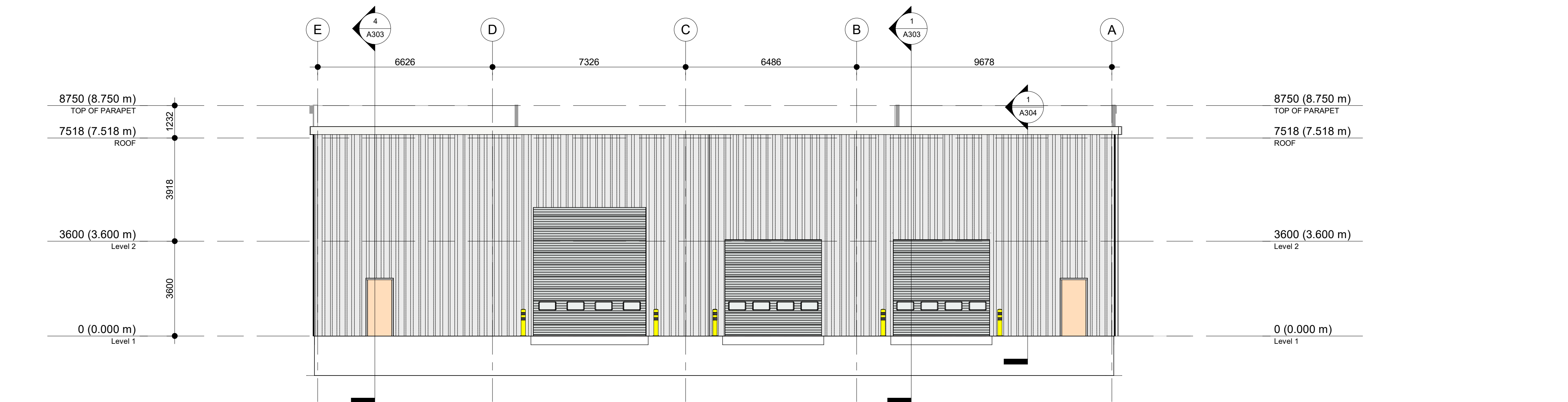
This document and all information herein is confidential and the intellectual property of Rossmann Architecture Inc. It is disclosed in confidence on terms that it will not be disclosed to any third party, used, sold, loaned, licensed, or reproduced in whole or in any part in any manner or form for manufacturing, tendering or for any other purpose without the written permission of Rossmann Architecture Inc. The copyright is retained by Rossmann Architecture Inc.

Ce document, ainsi que tous renseignements contenus à l'intérieur, est la propriété de Rossmann Architecture Inc. Il est divulgué en confidence sous les termes qu'il ne sera pas divulgué à aucun tiers, utilisé, vendu, prêté, licencié ou reproduit en son entier ou en partie d'aucune manière pour la manufacture, soumission ou pour autres fins sans la permission écrite de Rossmann Architecture Inc. Le droit d'auteur est retenu par Rossmann Architecture Inc.

PROJECT TEAM / ÉQUIPE DU PROJET :



1 SOUTH ELEVATION
1 : 100



2 NORTH ELEVATION
1 : 100

KEY PLAN / PLAN CLÉ :



CLIENT :



30 Auriga Drive, Nepean, K2E 8B7
Tel : XXX-XXX-XXXX | www.WEBSITE.com

revision	description	date
1.3	ISSUED FOR 99%	23-01-16
1.2	ISSUED FOR 90%	22-12-22
1.1	ISSUED FOR 66%	22-11-29
1.0	ISSUED FOR 33%	22-08-31

PROJECT NAME / NOM DU PROJET :

30 Auriga

DRAWING NAME / NOM DU DESSIN :

ELEVATIONS

DRAWING INFORMATION /
INFORMATION DU DESSIN :

PROJECT NO. / NO. DE PROJET : **22096**
DATE : **2022-11-29**
DRAWN BY / DESSINÉ PAR : **MS**
REVIEWED BY / VÉRIFIÉ PAR : **PP**
SCALE / ÉCHELLE : **1 : 100**
PROJECT PHASE / PHASE DU PROJET : **2**
DWG NO. / NO. DESSIN :

A200

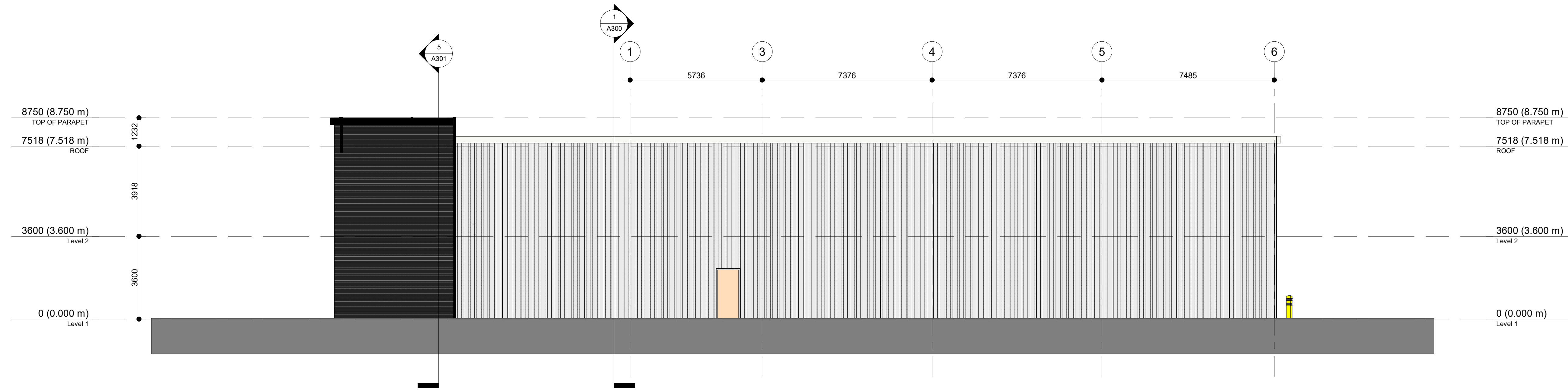
REVISION NO. / NO. DE RÉVISION : **1.3**

NOT FOR CONSTRUCTION /
PAS POUR CONSTRUCTION

This document and all information herein is confidential and the intellectual property of Rossmann Architecture Inc. It is disclosed in confidence on terms that it will not be disclosed to any third party, used, sold, loaned, licensed, or reproduced in whole or in any part in any manner or form for manufacturing, rendering or for any other purpose without the written permission of Rossmann Architecture Inc. The copyright is retained by Rossmann Architecture Inc.

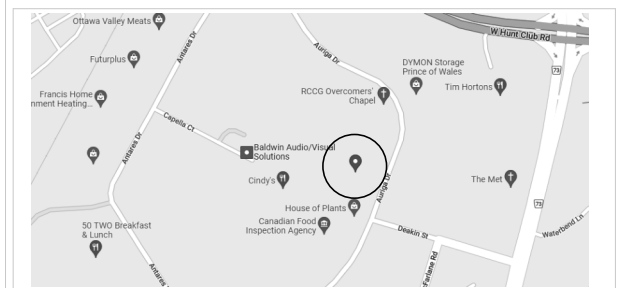
Ce document, ainsi que tous renseignements contenus a l'intérieur, est la propriété de Rossmann Architecture Inc. Il est divulgué en confiance sous les termes qu'il ne sera pas divulgué a aucun tiers, utilisé, vendu, prêté, licencié ou reproduit en son entier ou en partie d'aucune manière pour la manufacture, soumission ou pour autres fins sans la permission écrite de Rossmann Architecture Inc. Le droit d'auteur est retenu par Rossmann Architecture Inc.

PROJECT TEAM / ÉQUIPE DU PROJET :



1 EAST ELEVATION
1 : 100

KEY PLAN / PLAN CLÉ :



CLIENT :

BOUSADA

30 Auriga Drive, Nepean, K2E 8B7
Tel : XXX-XXX-XXXX | www.WEBSITE.com

revision	description	date
1.3	ISSUED FOR 99%	23-01-16
1.2	ISSUED FOR 90%	22-12-22
1.1	ISSUED FOR 66%	22-11-29
1.0	ISSUED FOR 33%	22-08-31

PROJECT NAME / NOM DU PROJET :

30 Auriga

DRAWING NAME / NOM DU DESSIN :

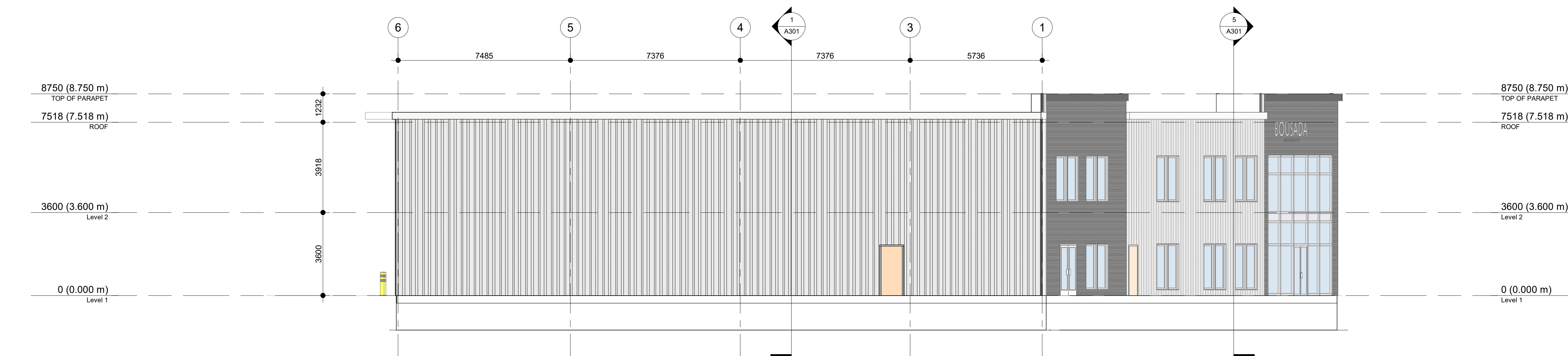
ELEVATIONS

DRAWING INFORMATION /
INFORMATION DU DESSIN :

PROJECT NO. / NO. DE PROJET : **22096**
DATE : **2022-11-29**
DRAWN BY / DESSINÉ PAR : **MS**
REVIEWED BY / VÉRIFIÉ PAR : **PP**
SCALE / ÉCHELLE : **1 : 100**
PROJECT PHASE / PHASE DU PROJET : **2**
DWG NO. / NO. DESSIN :

A201

REVISION NO. / NO. DE RÉVISION : **1.3**



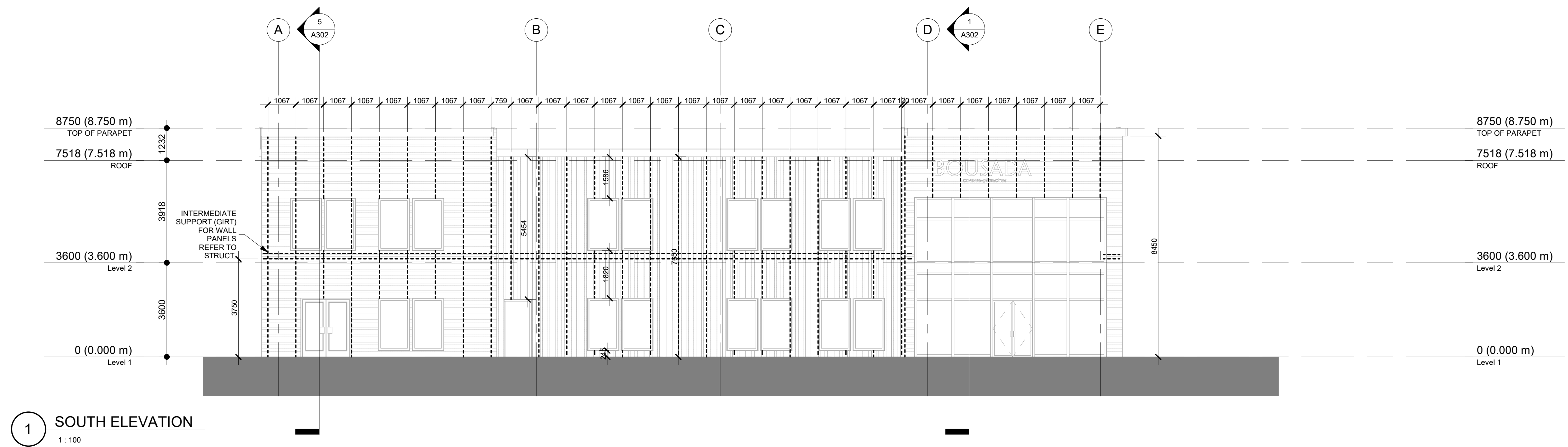
2 WEST ELEVATION
1 : 100

NOT FOR CONSTRUCTION /
PAS POUR CONSTRUCTION

This document and all information herein is confidential and the intellectual property of Rossmann Architecture Inc. It is disclosed in confidence on terms that it will not be disclosed to any third party, used, sold, loaned, licensed, or reproduced in whole or in any part in any manner or form for manufacturing, rendering or for any other purpose without the written permission of Rossmann Architecture Inc. The copyright is retained by Rossmann Architecture Inc.

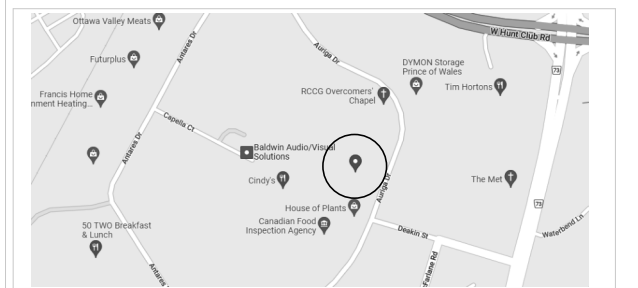
Ce document, ainsi que tous renseignements contenus a l'intérieur, est la propriété de Rossmann Architecture Inc. Il est divulgué en confiance sous les termes qu'il ne sera pas divulgué a aucun tiers, utilisé, vendu, prêté, licencié ou reproduit en son entier ou en partie d'aucune manière pour la manufacture, soumission ou pour autres fins sans la permission écrite de Rossmann Architecture Inc. Le droit d'auteur est retenu par Rossmann Architecture Inc.

PROJECT TEAM / ÉQUIPE DU PROJET :



1 SOUTH ELEVATION
1 : 100

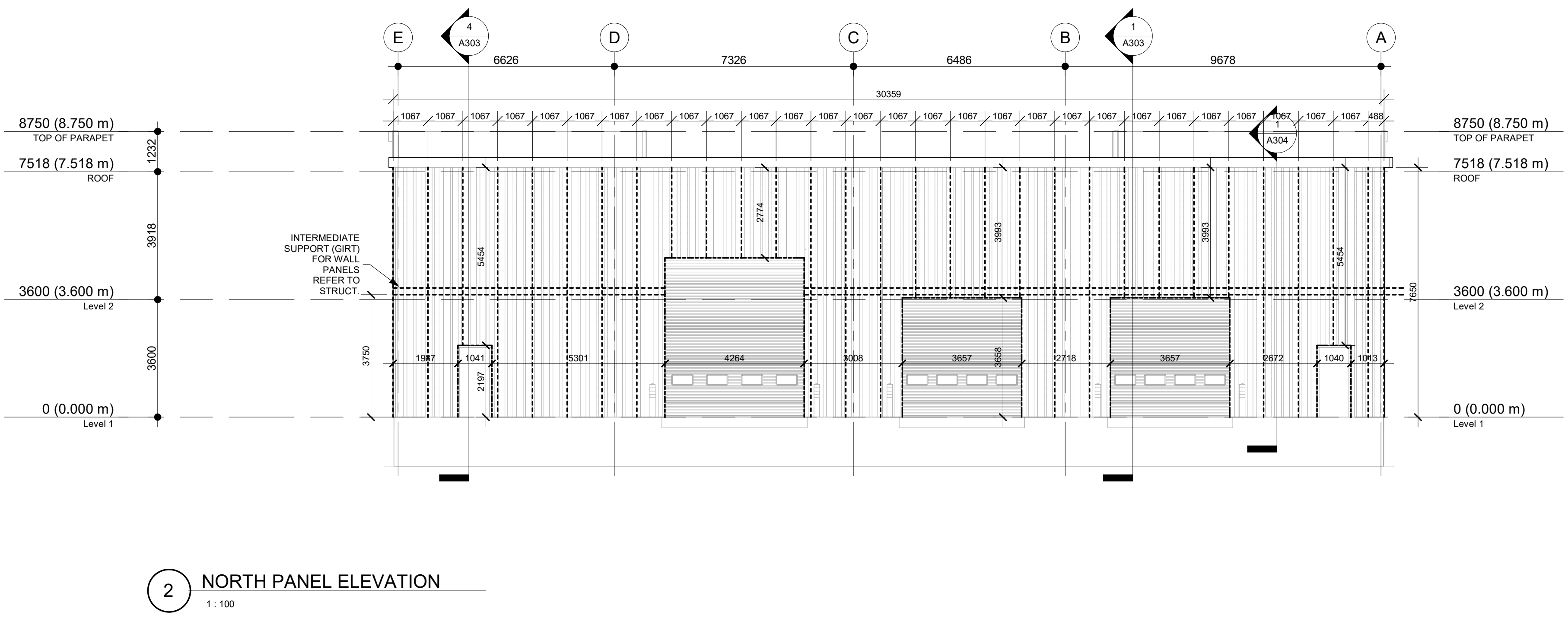
KEY PLAN / PLAN CLÉ :



CLIENT :



30 Auriga Drive, Nepean, K2E 8B7
Tel : XXX-XXX-XXXX | www.WEBSITE.com



2 NORTH PANEL ELEVATION
1 : 100

revision	description	date
1.3	ISSUED FOR 99%	23-01-16
1.2	ISSUED FOR 90%	22-12-22
1.1	ISSUED FOR 66%	22-11-29

PROJECT NAME / NOME DU PROJET :

30 Auriga

DRAWING NAME / NOM DU DESSIN :

PANEL ELEVATIONS

DRAWING INFORMATION /
INFORMATION DU DESSIN :

PROJECT NO. / NO. DE PROJET : **22096**
DATE : **2022-11-29**
DRAWN BY / DESSINÉ PAR : **MS | JV**
REVIEWED BY / VÉRIFIÉ PAR : **PP**
SCALE / ÉCHELLE : **1 : 100**
PROJECT PHASE / PHASE DU PROJET : **2**
DWG NO. / NO. DESSIN :

A202

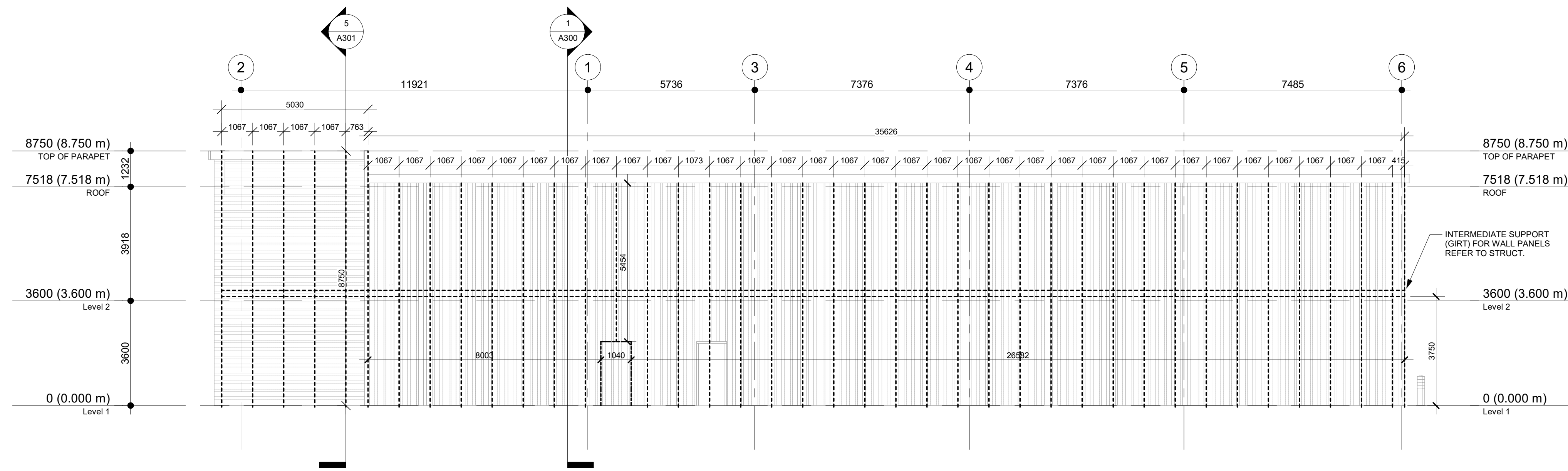
REVISION NO. / NO. DE RÉVISION : **1.3**

NOT FOR CONSTRUCTION /
PAS POUR CONSTRUCTION

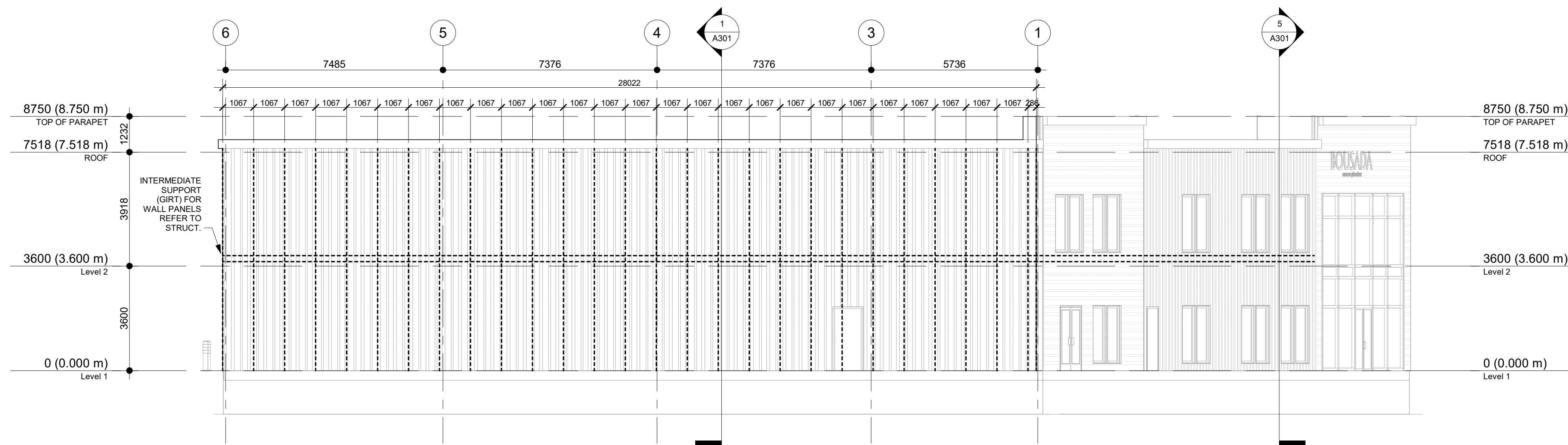
This document and all information herein is confidential and the intellectual property of Rossmann Architecture Inc. It is disclosed in confidence on terms that it will not be disclosed to any third party, used, sold, loaned, licensed, or reproduced in whole or in any part in any manner or form for manufacturing, rendering or for any other purpose without the written permission of Rossmann Architecture Inc. The copyright is retained by Rossmann Architecture Inc.

Ce document, ainsi que tous renseignements contenus a l'intérieur, est la propriété de Rossmann Architecture Inc. Il est divulgué en confiance sous les termes qu'il ne sera pas divulgué a aucun tiers, utilisé, vendu, prêté, licencié ou reproduit en son entier ou en partie d'aucune manière pour la manufacture, soumission ou pour autres fins sans la permission écrite de Rossmann Architecture Inc. Le droit d'auteur est retenu par Rossmann Architecture Inc.

PROJECT TEAM / ÉQUIPE DU PROJET :

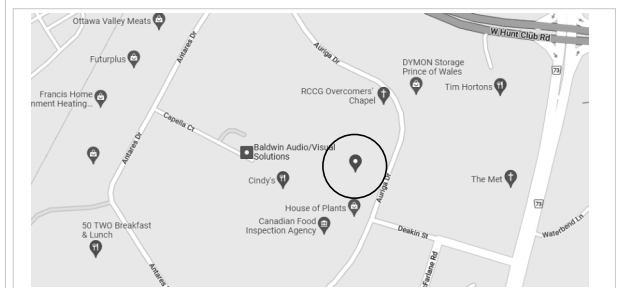


1 EAST PANEL ELEVATION
1 : 100



2 WEST PANEL ELEVATION
1 : 100

KEY PLAN / PLAN CLÉ :



CLIENT :

BOUSADA

30 Auriga Drive, Nepean, K2E 8B7
Tel : XXX-XXX-XXXX | www.WEBSITE.com

revision	description	date
1.3	ISSUED FOR 99%	23-01-16
1.2	ISSUED FOR 90%	22-12-22
1.1	ISSUED FOR 66%	22-11-29

PROJECT NAME / NOM DU PROJET :

30 Auriga

DRAWING NAME / NOM DU DESSIN :

PANEL ELEVATIONS

DRAWING INFORMATION /
INFORMATION DU DESSIN :

PROJECT NO. / NO. DE PROJET : **22096**
DATE : **2022-11-29**
DRAWN BY / DESSINÉ PAR : **MS | JV**
REVIEWED BY / VÉRIFIÉ PAR : **PP**
SCALE / ÉCHELLE : **1 : 100**
PROJECT PHASE / PHASE DU PROJET : **2**
DWG NO. / NO. DESSIN :

A203

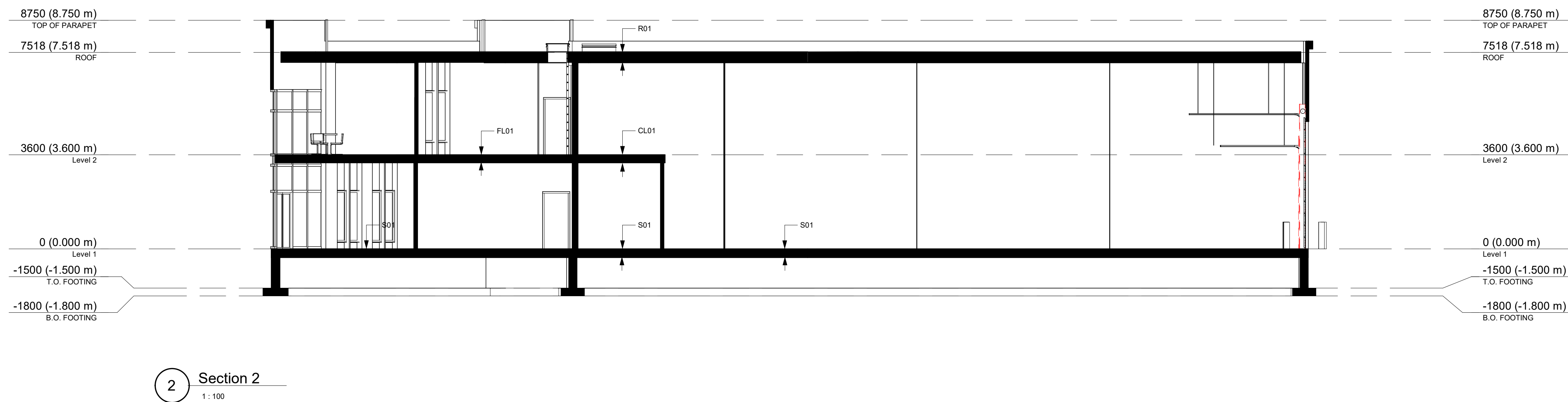
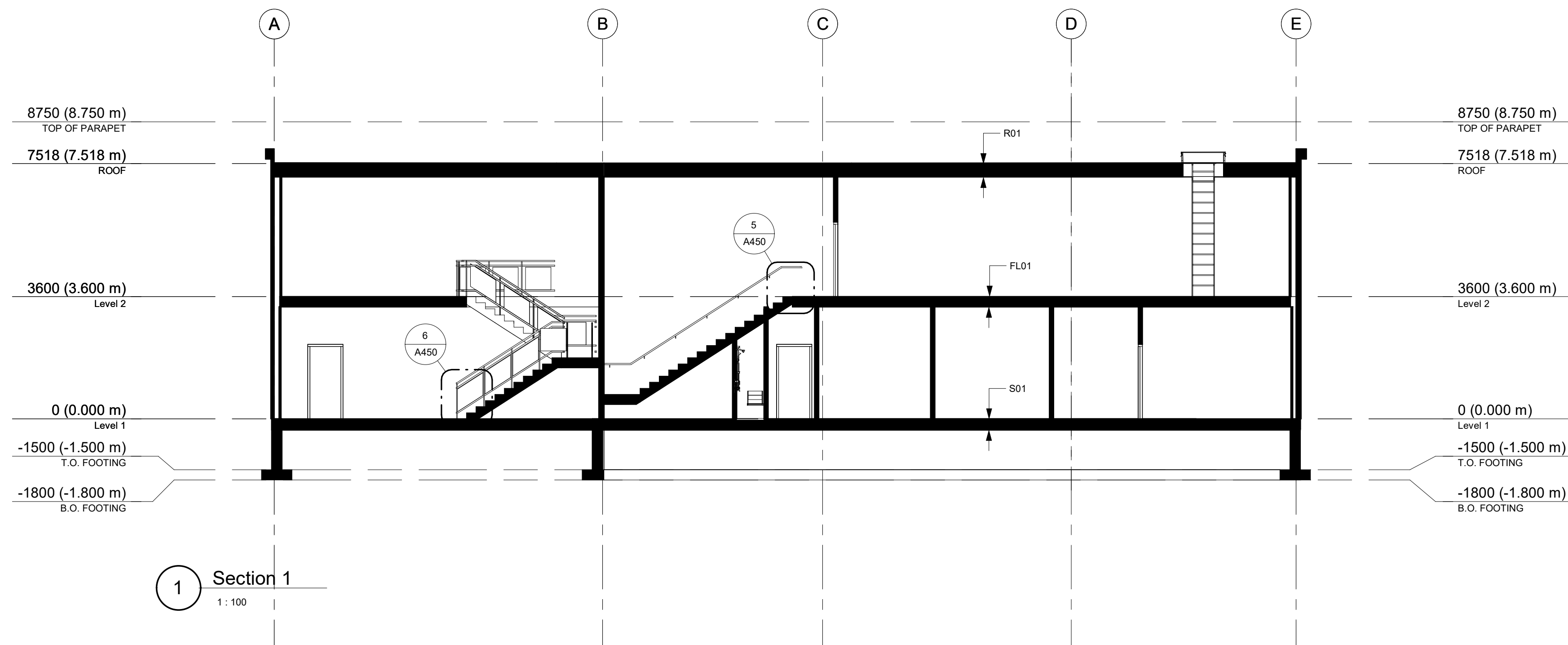
REVISION NO. / NO. DE RÉVISION : **1.3**

NOT FOR CONSTRUCTION
PAS POUR CONSTRUCTION

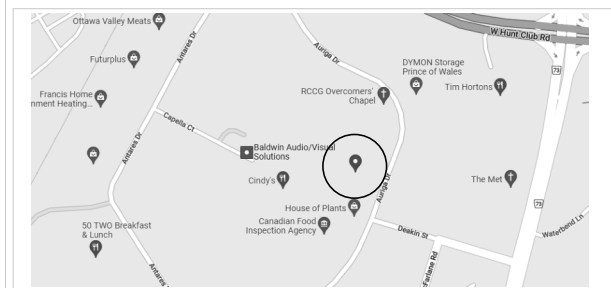
This document and all information herein is confidential and the intellectual property of Rossmann Architecture Inc. It is disclosed in confidence on terms that it will not be disclosed to any third party, used, sold, loaned, licensed, or reproduced in whole or in any part in any manner or form for manufacturing, rendering or for any other purpose without the written permission of Rossmann Architecture Inc. The copyright is retained by Rossmann Architecture Inc.

Ce document, ainsi que tous renseignements contenus a l'intérieur, est la propriété de Rossmann Architecture Inc. Il est divulgué en confidence sous les termes qu'il ne sera pas divulgué a aucun tiers, utilisé, vendu, prêté, licencié ou reproduit en son entier ou en partie d'aucune manière pour la manufacture, soumission ou pour autres fins sans la permission écrite de Rossmann Architecture Inc. Le droit d'auteur est retenu par Rossmann Architecture Inc.

PROJECT TEAM / ÉQUIPE DU PROJET :



KEY PLAN / PLAN CLÉ :



CLIENT :

BOUSADA

30 Auriga Drive, Nepean, K2E 8B7
Tel : XXX-XXX-XXXX | www.WEBSITE.com

revision	description	date
1.3	ISSUED FOR 99%	23-01-16
1.2	ISSUED FOR 90%	22-12-22
1.1	ISSUED FOR 66%	22-11-29
1.0	ISSUED FOR 33%	22-08-31

PROJECT NAME / NOM DU PROJET :

30 Auriga

DRAWING NAME / NOM DU DESSIN :

GENERAL CROSS SECTIONS

DRAWING INFORMATION / INFORMATION DU DESSIN :

PROJECT NO. / NO. DE PROJET : **22096**
DATE : **2022-11-29**
DRAWN BY / DESSINÉ PAR : **MS**
REVIEWED BY / VÉRIFIÉ PAR : **PP**
SCALE / ÉCHELLE : **1 : 100**
PROJECT PHASE / PHASE DU PROJET : **2**
DWG NO. / NO. DESSIN :

A300

REVISION NO. / NO. DE RÉVISION : **1.3**

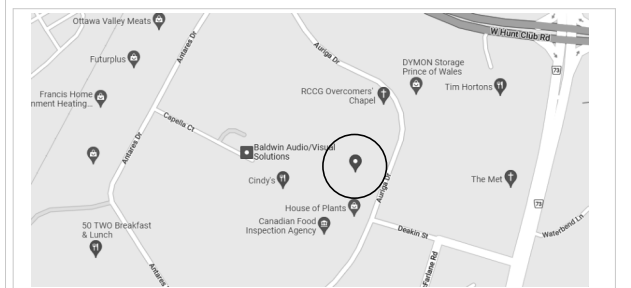
NOT FOR CONSTRUCTION /
PAS POUR CONSTRUCTION

This document and all information herein is confidential and the intellectual property of Rossmann Architecture Inc. It is disclosed in confidence on terms that it will not be disclosed to any third party, used, sold, loaned, licensed, or reproduced in whole or in any part in any manner or form for manufacturing, tending or for any other purpose without the written permission of Rossmann Architecture Inc. The copyright is retained by Rossmann Architecture Inc.

Ce document, ainsi que tous renseignements contenus a l'intérieur, est la propriété de Rossmann Architecture Inc. Il est divulgué en confiance sous les termes qu'il ne sera pas divulgué a aucun tiers, utilisé, vendu, prêté, licencié ou reproduit en son entier ou en partie d'aucune manière pour la manufacture, soumission ou pour autres fins sans la permission écrite de Rossmann Architecture Inc. Le droit d'auteur est retenu par Rossmann Architecture Inc.

PROJECT TEAM / ÉQUIPE DU PROJET :

KEY PLAN / PLAN CLÉ :



CLIENT :

BOUSADA

30 Auriga Drive, Nepean, K2E 8B7
Tel : XXX-XXX-XXXX | www.WEBSITE.com

1.3	ISSUED FOR 99%	23-01-16
1.2	ISSUED FOR 90%	22-12-22
revision	description	date

PROJECT NAME / NOME DU PROJET :

30 Auriga

DRAWING NAME / NOM DU DESSIN :

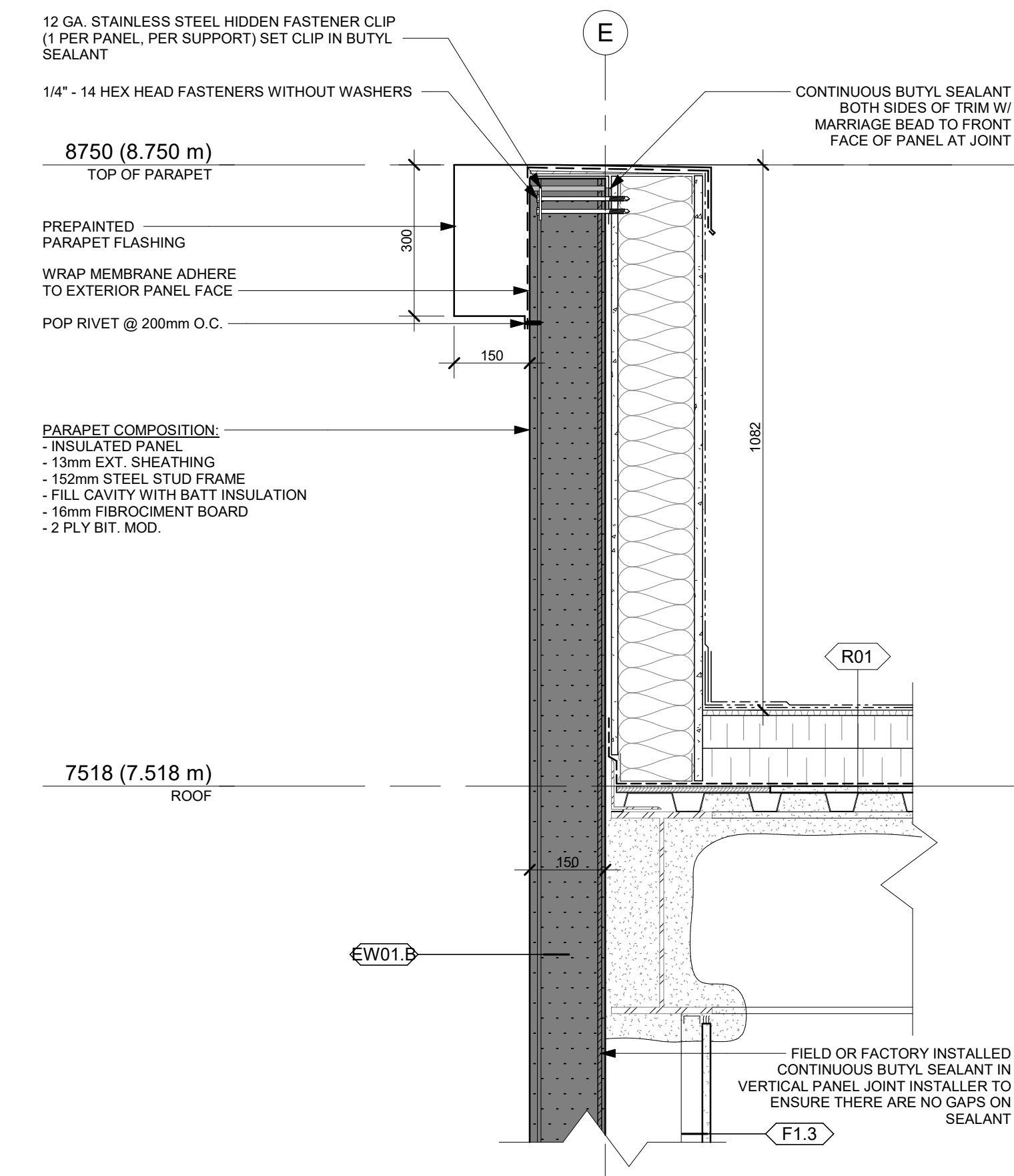
TYPICAL WALL SECTION AND DETAILS

DRAWING INFORMATION / INFORMATION DU DESSIN :

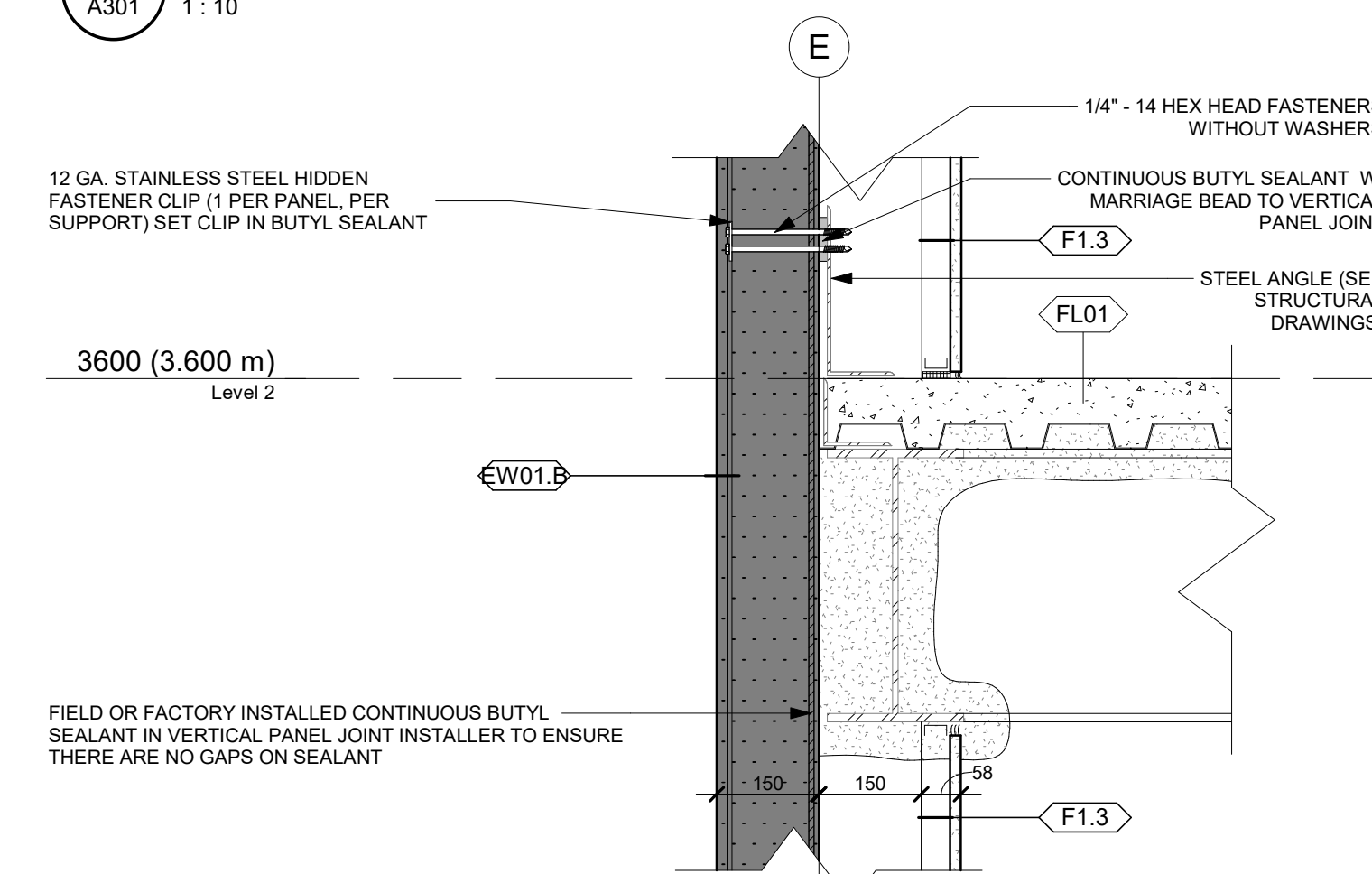
PROJECT NO. / NO. DE PROJET :	22096
DATE :	2019-01-28
DRAWN BY / DESSINÉ PAR :	Author
REVIEWED BY / VÉRIFIÉ PAR :	Checker
SCALE / ÉCHELLE :	As indicated
PROJECT PHASE / PHASE DU PROJET :	2
DWG NO. / NO. DESSIN :	A301

REVISION NO. / NO. DE RÉVISION :

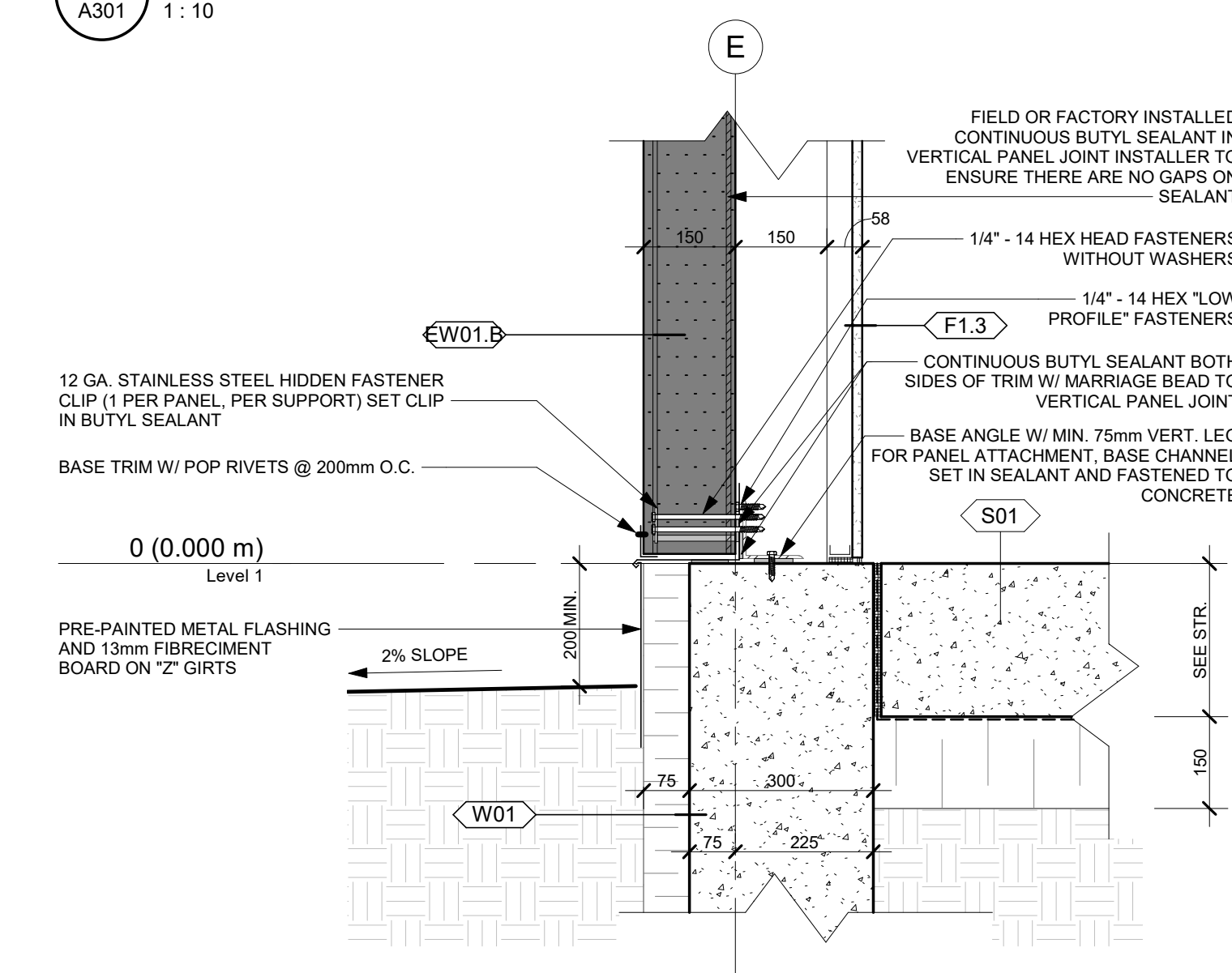
1.3



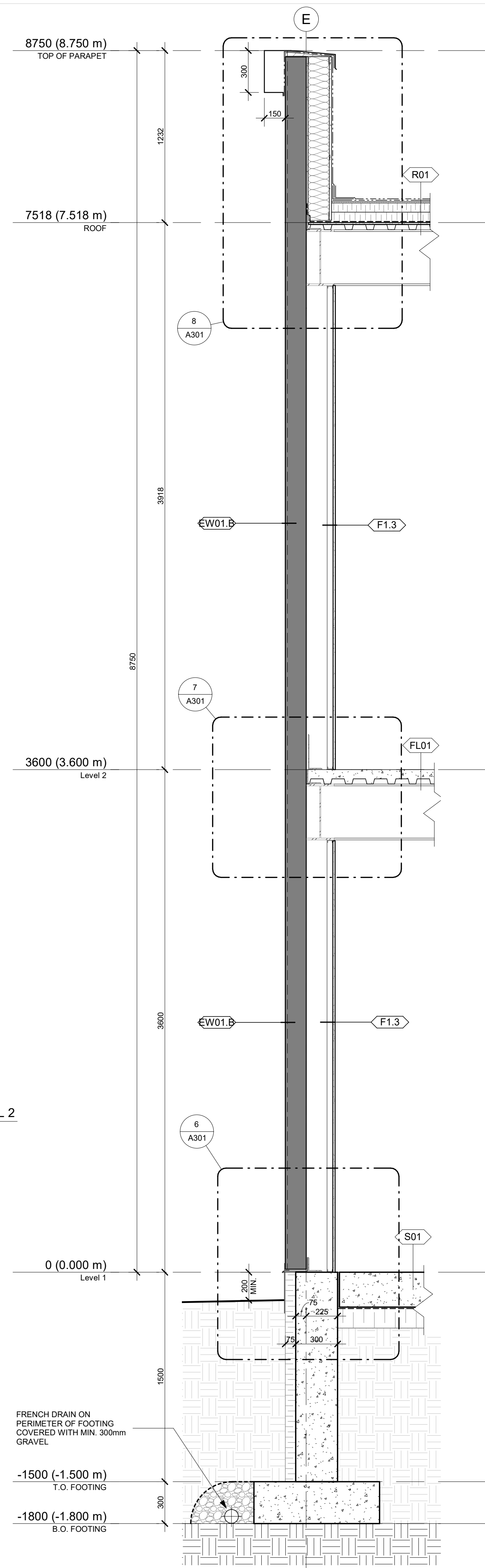
8 TYPICAL SECTION DETAIL - 6" PANEL TOP CONNECTION @ PARAPET
A301 1:10



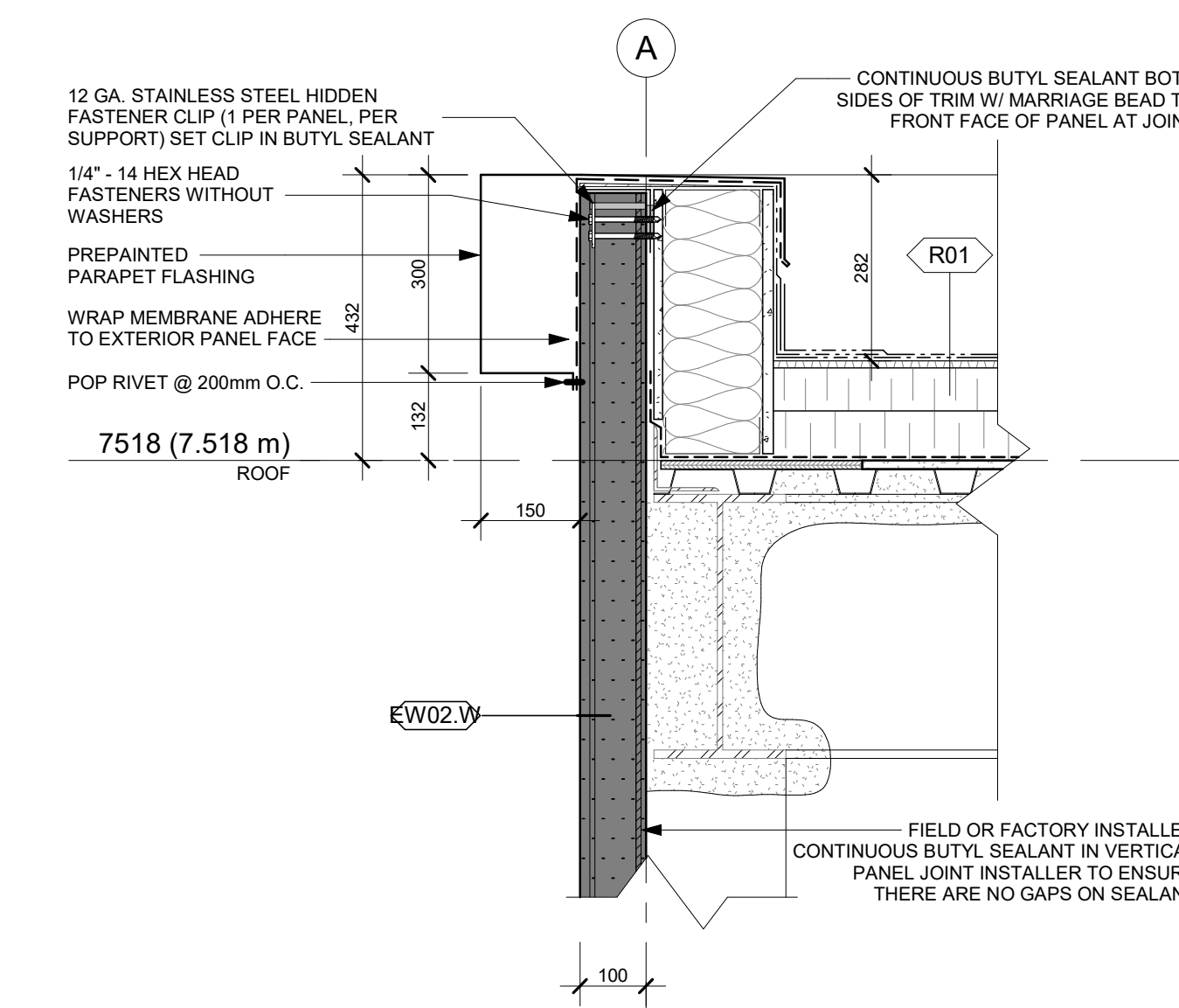
7 TYPICAL SECTION DETAIL - 6" PANEL INTERMEDIATE CONNECTION @ FLOOR LEVEL 2
A301 1:10



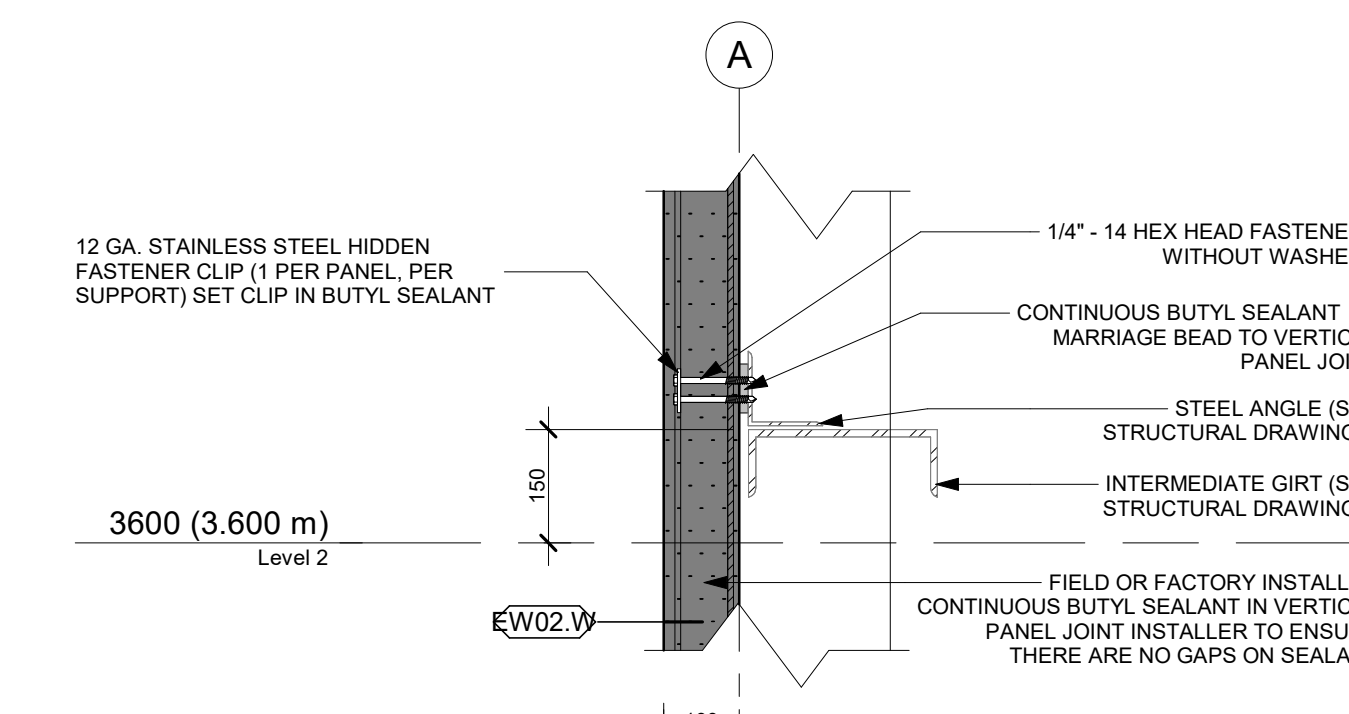
6 TYPICAL SECTION DETAIL - 6" PANEL BOTTOM CONNECTION @ SLAB
A301 1:10



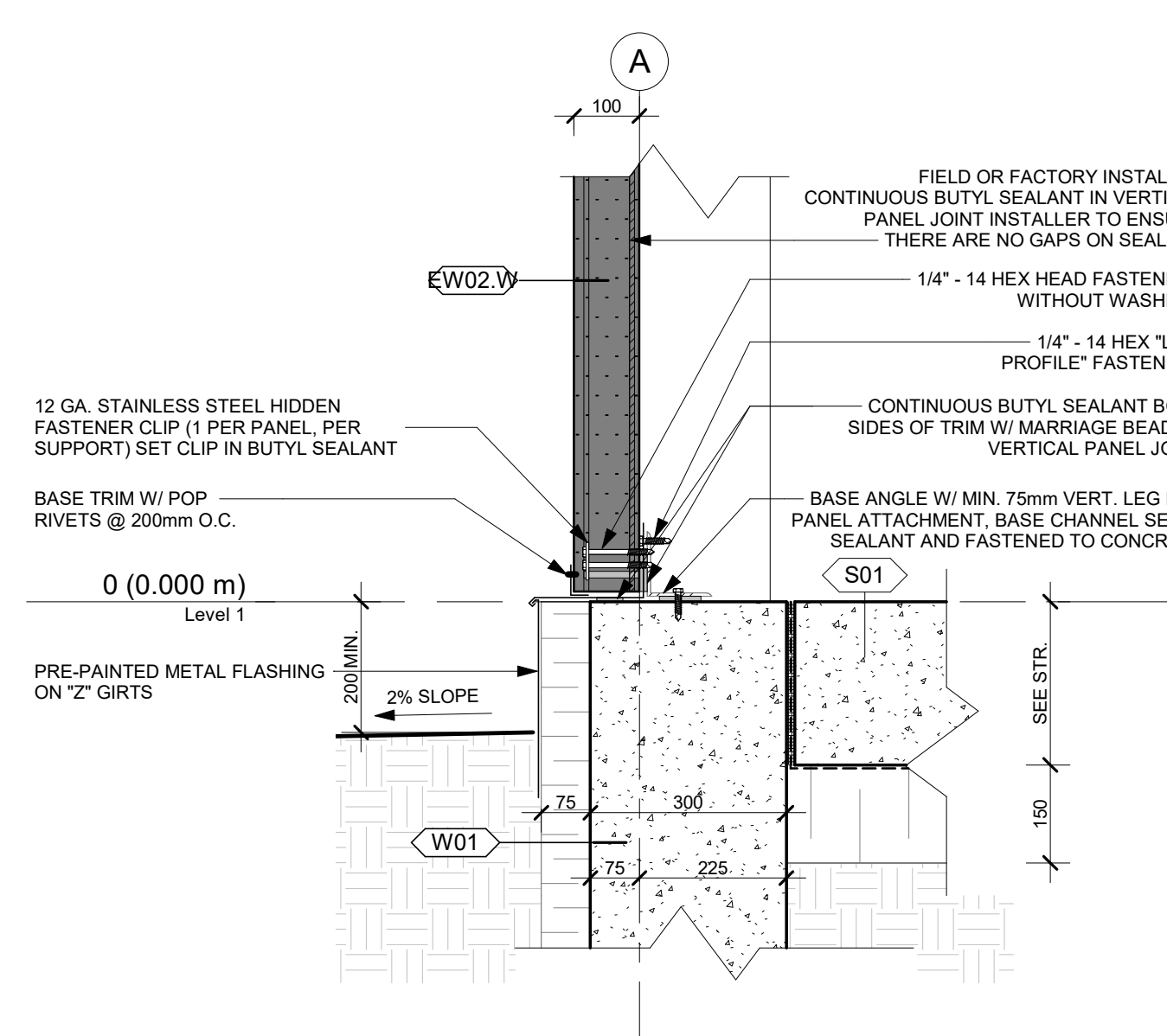
5 TYPICAL WALL SECTION - 6" PANEL / OFFICE / MEZZANINE
A301 1:20



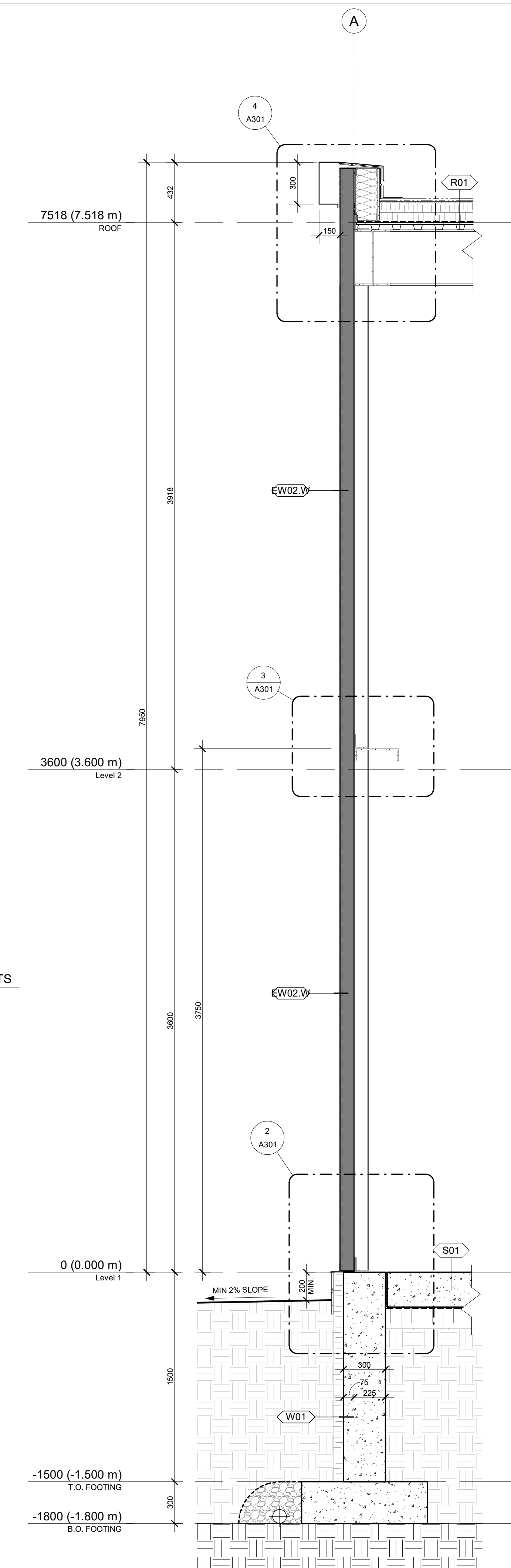
4 TYPICAL SECTION DETAIL - 4" PANEL TOP CONNECTION @ PARAPET
A301 1:10



3 TYPICAL SECTION DETAIL - 4" PANEL INTERMEDIATE CONNECTION @ GIRTS
A301 1:10



2 TYPICAL SECTION DETAIL - 4" PANEL BOTTOM CONNECTION @ SLAB
A301 1:10



1 TYPICAL WALL SECTION - 4" PANEL
A301 1:20

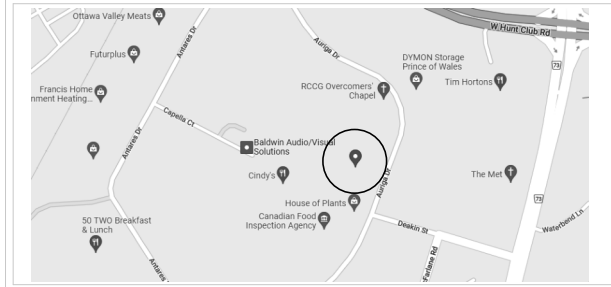
NOT FOR CONSTRUCTION,
PAS POUR CONSTRUCTION

This document and all information herein is confidential and the intellectual property of Rossmann Architecture Inc. It is disclosed in confidence on terms that it will not be disclosed to any third party, used, sold, loaned, licensed, or reproduced in whole or in any part in any manner or form for manufacturing, tending or for any other purpose without the written permission of Rossmann Architecture Inc. The copyright is retained by Rossmann Architecture Inc.

Ce document, ainsi que tous renseignements contenus a l'intérieur, est la propriété de Rossmann Architecture Inc. Il est divulgué en confiance sous les termes qu'il ne sera pas divulgué a aucun tiers, utilisé, vendu, prêté, licencié ou reproduit en son entier ou en partie d'aucune manière pour la manufacture, soumission ou pour autres fins sans la permission écrite de Rossmann Architecture Inc. Le droit d'auteur est retenu par Rossmann Architecture Inc.

PROJECT TEAM / ÉQUIPE DU PROJET :

KEY PLAN / PLAN CLÉ :



CLIENT :

BOUSADA

30 Auriga Drive, Nepean, K2E 8B7
Tel : XXX-XXX-XXXX | www.WEBSITE.com

1.3	ISSUED FOR 99%	23-01-16
1.2	ISSUED FOR 90%	22-12-22
revision	description	date

PROJECT NAME / NOM DU PROJET :

30 Auriga

DRAWING NAME / NOM DU DESSIN :

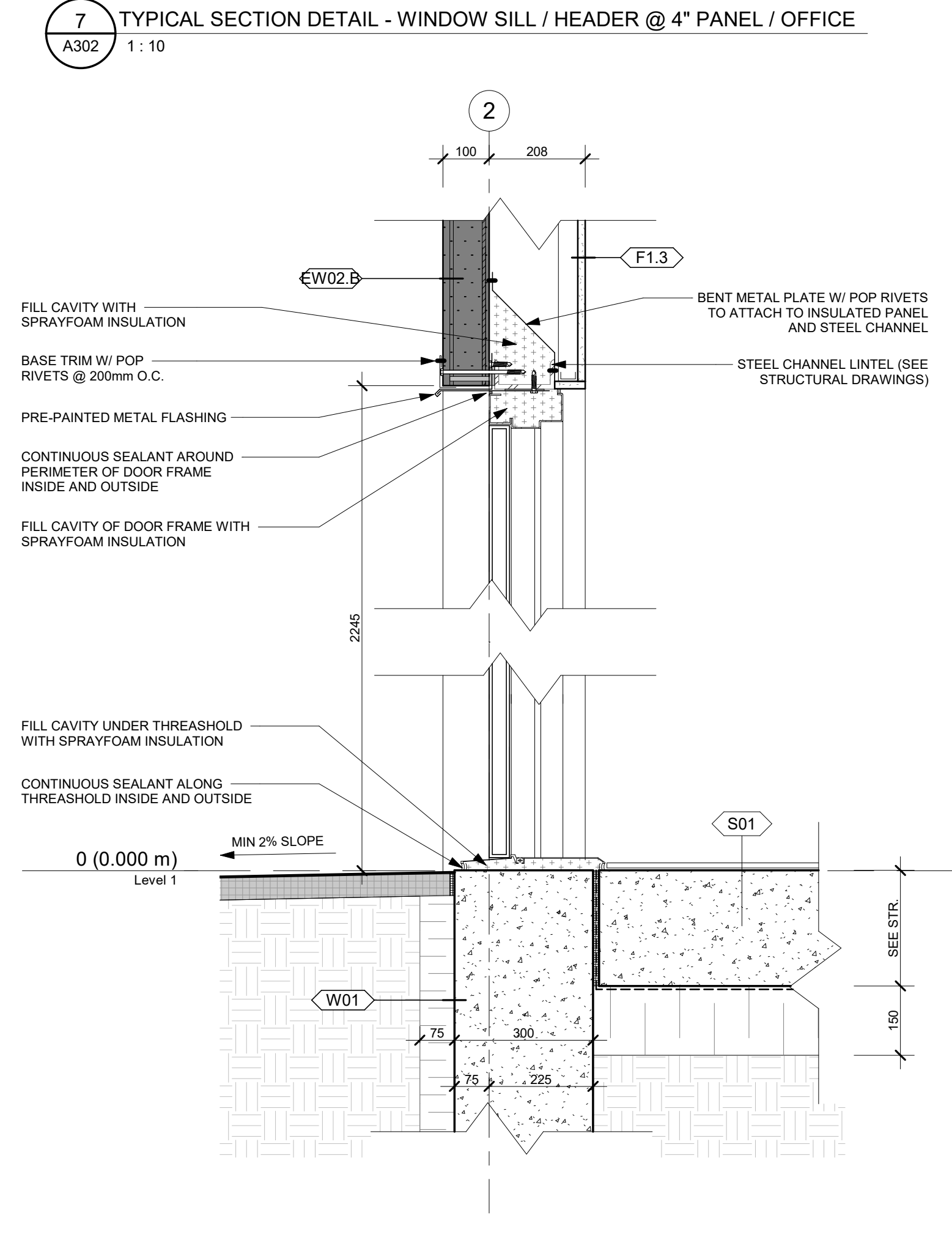
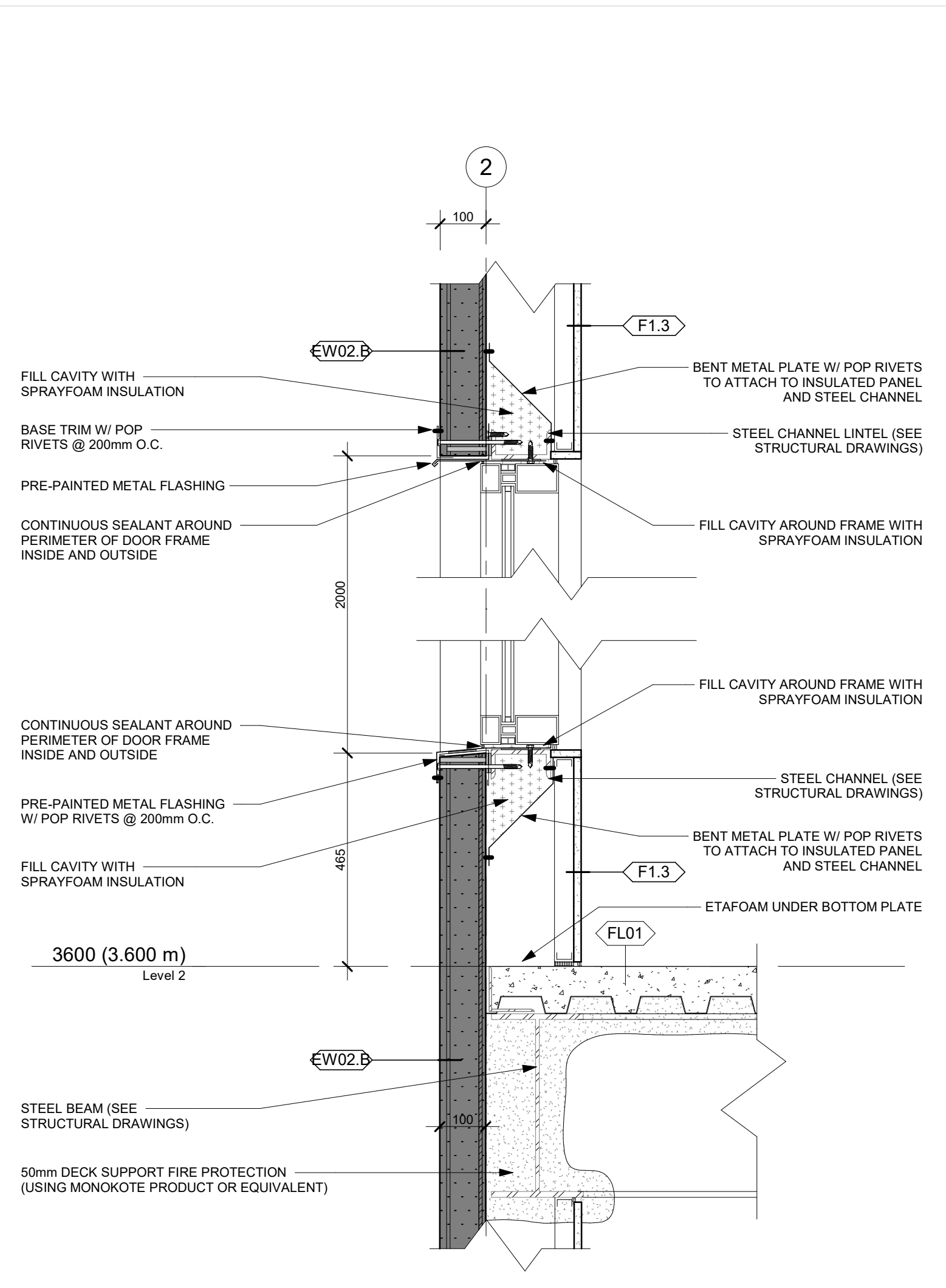
TYPICAL WALL SECTION AND DETAILS

DRAWING INFORMATION / INFORMATION DU DESSIN :

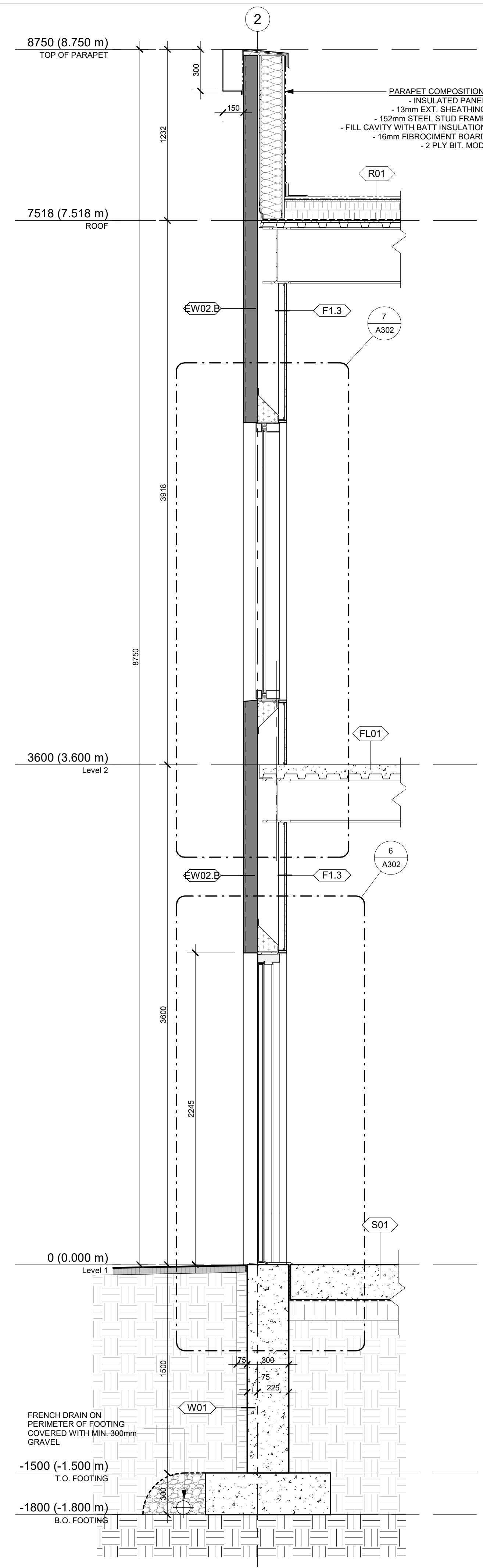
PROJECT NO. / NO. DE PROJET :	22096
DATE :	12/08/22
DRAWN BY / DESSINÉ PAR :	Author
REVIEWED BY / VÉRIFIÉ PAR :	Checker
SCALE / ÉCHELLE :	As indicated
PROJECT PHASE / PHASE DU PROJET :	2
DWG NO. / NO. DESSIN :	A302

REVISION NO. / NO. DE RÉVISION :

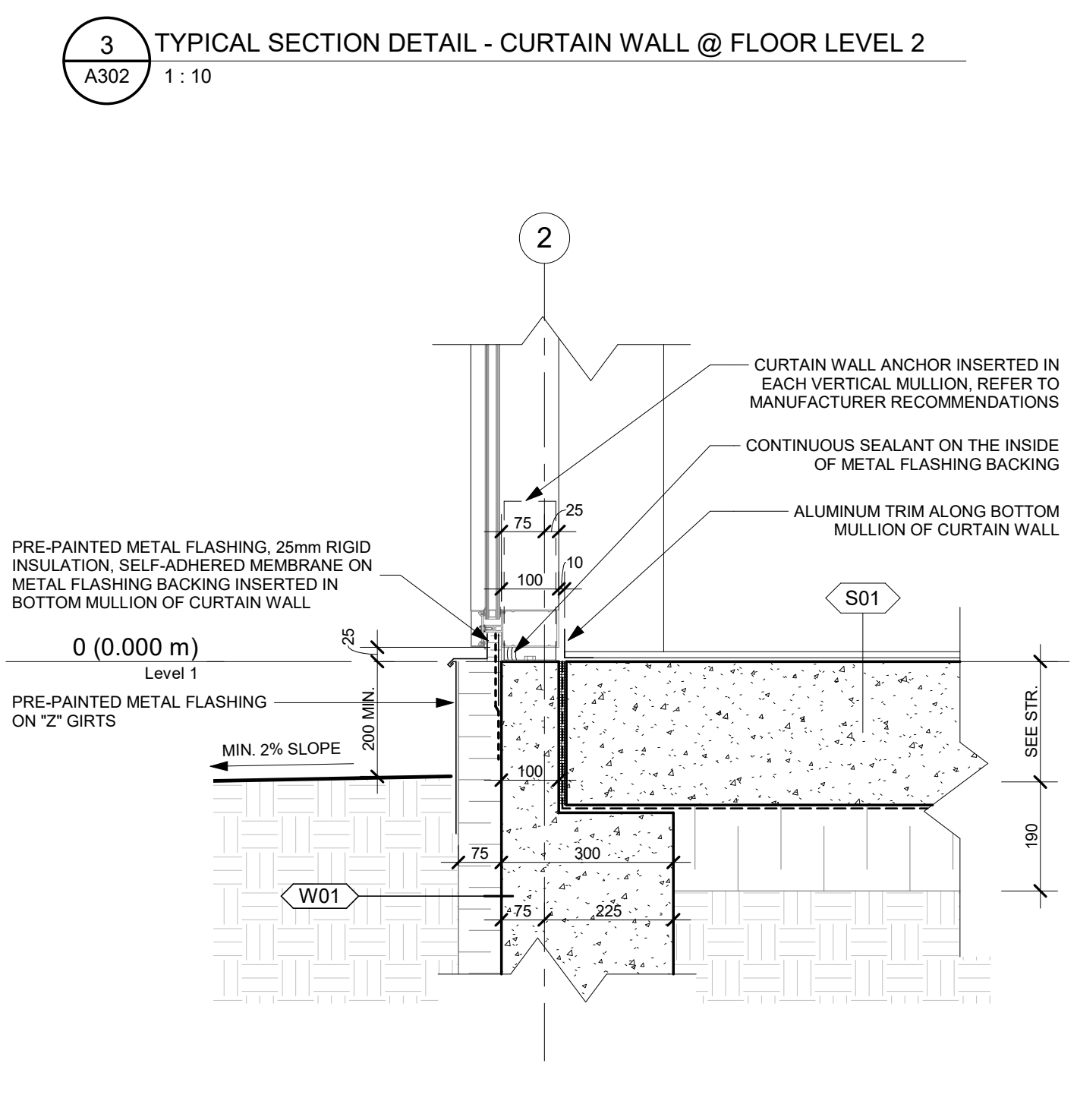
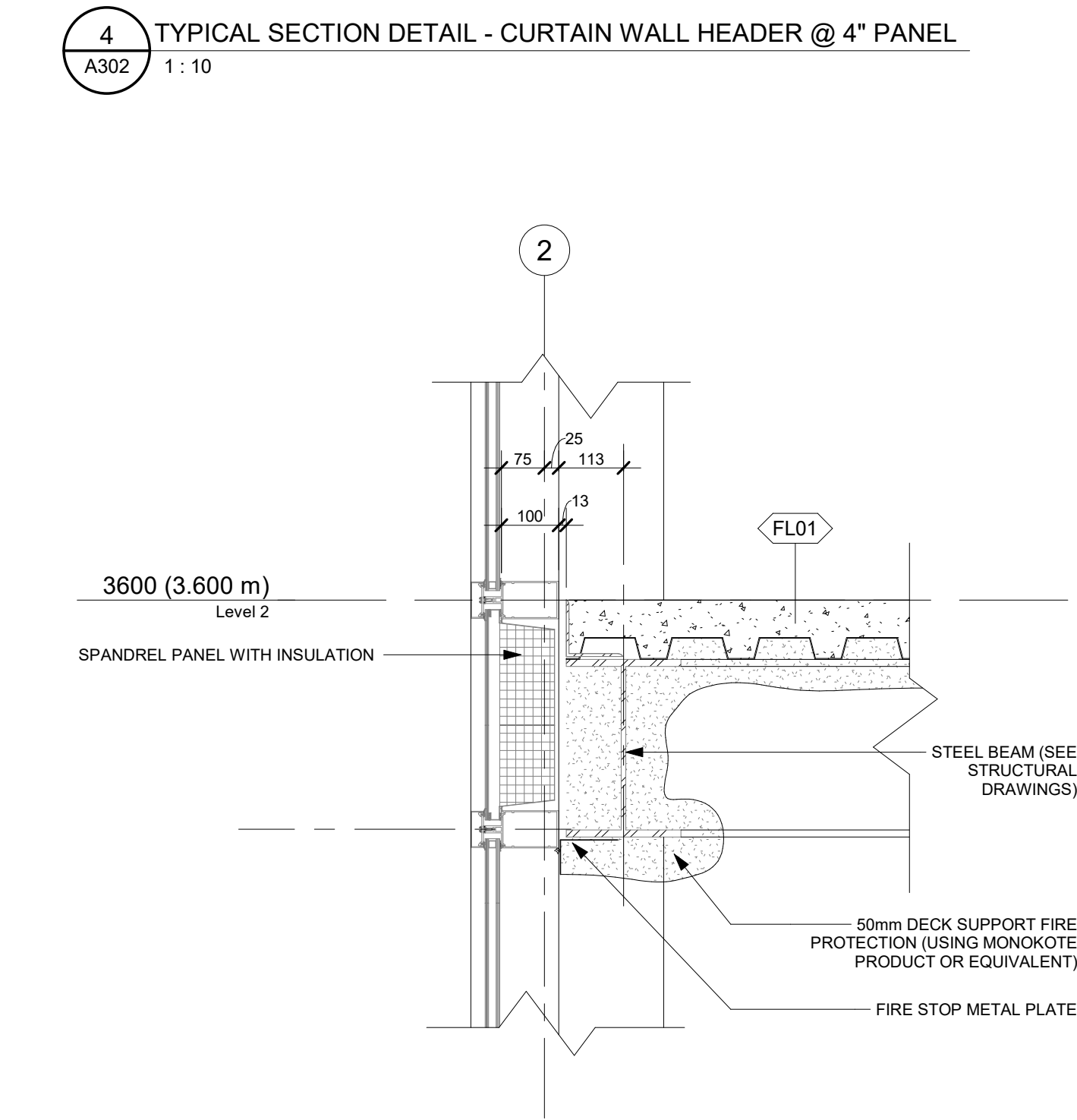
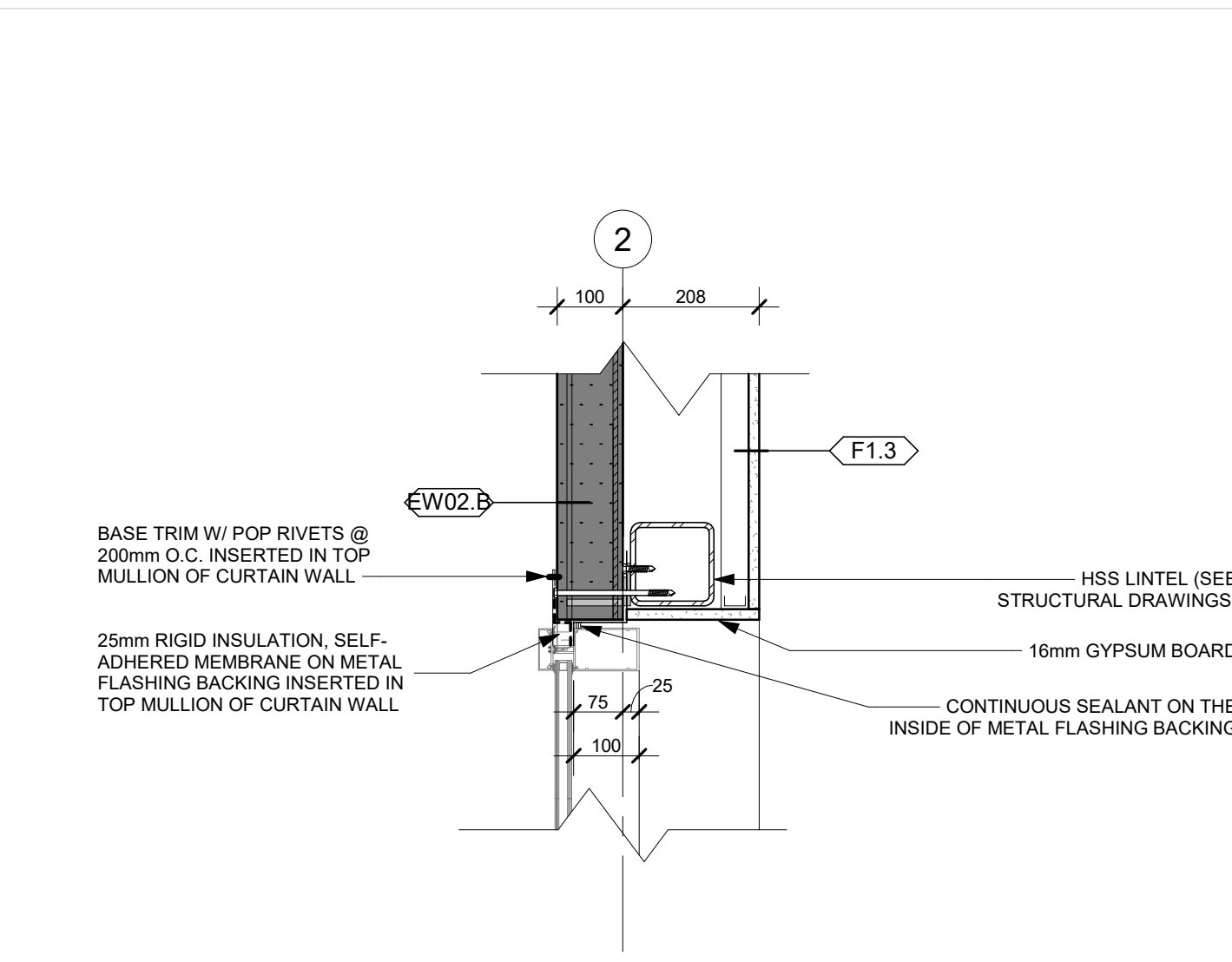
1.3



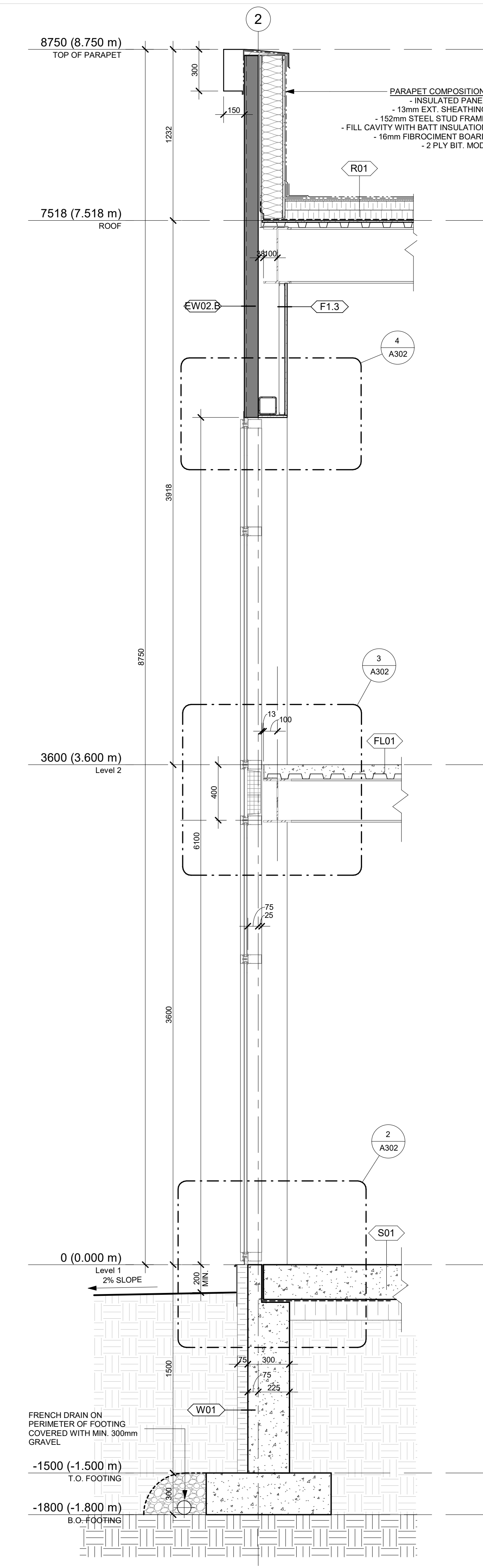
6 TYPICAL SECTION DETAIL - DOOR THRESHOLD / HEADER @ 4" PANEL / OFFICE
A302 1:10



5 TYPICAL WALL SECTION - 4" PANEL / DOOR / WINDOW IN OFFICE
A302 1:20



2 TYPICAL SECTION DETAIL - CURTAIN WALL SILL @ SLAB / FONDATION
A302 1:10



1 TYPICAL WALL SECTION - 4" PANEL / CURTAIN WALL
A302 1:20

NOT FOR CONSTRUCTION /
PAS POUR CONSTRUCTION

This document and all information herein is confidential and the intellectual property of Rossmann Architecture Inc. It is disclosed in confidence on terms that it will not be disclosed to any third party, used, loaned, licensed, or reproduced in whole or in any part in any manner or form for manufacturing, tending or for any other purpose without the written permission of Rossmann Architecture Inc. The copyright is retained by Rossmann Architecture Inc.

Ce document, ainsi que tous renseignements contenus a l'intérieur, est la propriété de Rossmann Architecture Inc. Il est divulgué en confidence sous les termes qu'il ne sera pas divulgué a aucun tiers, utilisé, prêté, licencié ou reproduit en son entier ou en partie d'aucune manière pour la manufacture, soumission ou pour autres fins sans la permission écrite de Rossmann Architecture Inc. Le droit d'auteur est retenu par Rossmann Architecture Inc.

PROJECT TEAM / ÉQUIPE DU PROJET :

KEY PLAN / PLAN CLÉ :



CLIENT :

BOUSADA

30 Auriga Drive, Nepean, K2E 8B7
Tel : XXX-XXX-XXXX | www.WEBSITE.com

1.3	ISSUED FOR 99%	23-01-16
1.2	ISSUED FOR 90%	22-12-22
revision	description	date

PROJECT NAME / NOM DU PROJET :

30 Auriga

DRAWING NAME / NOM DU DESSIN :

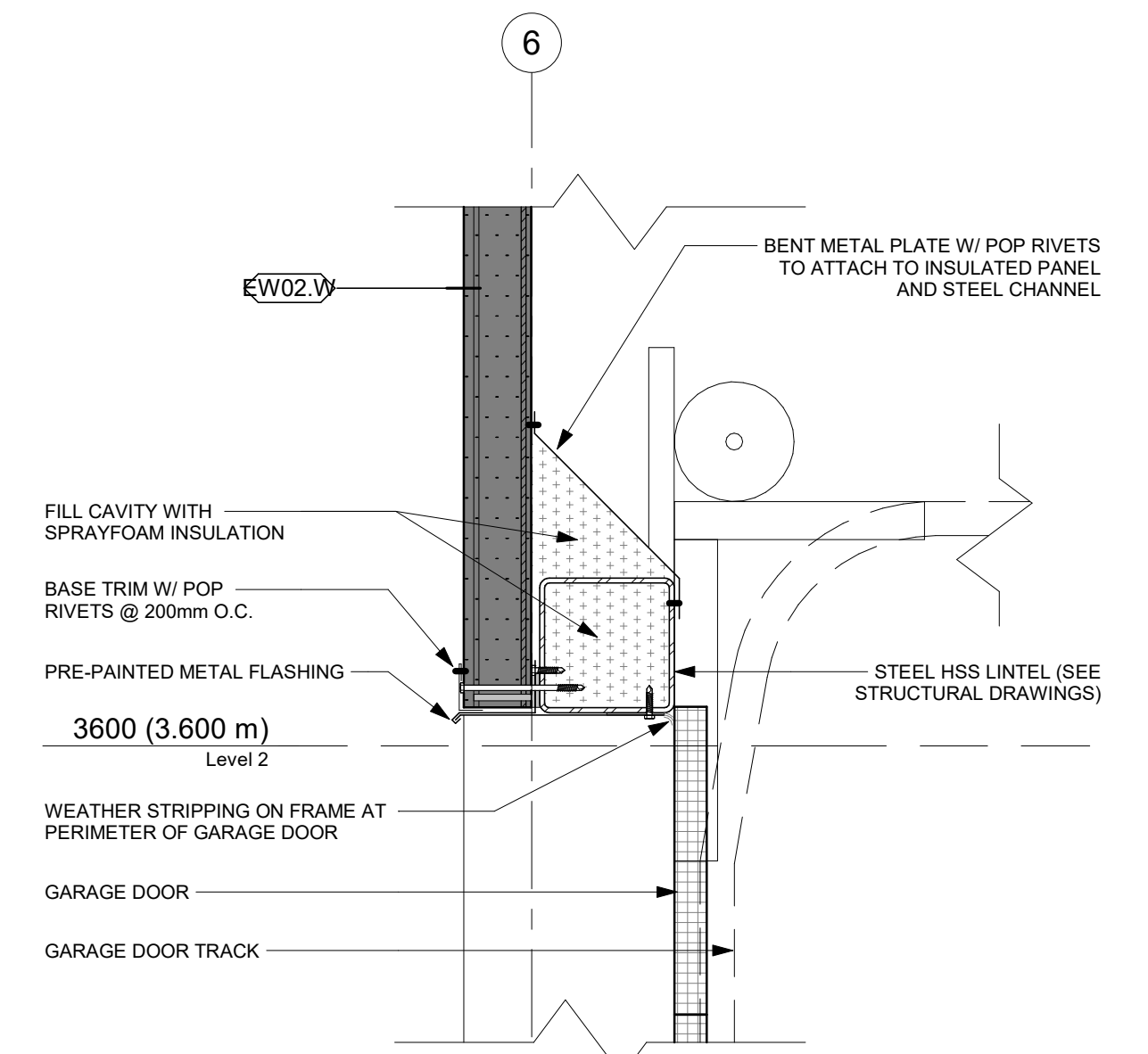
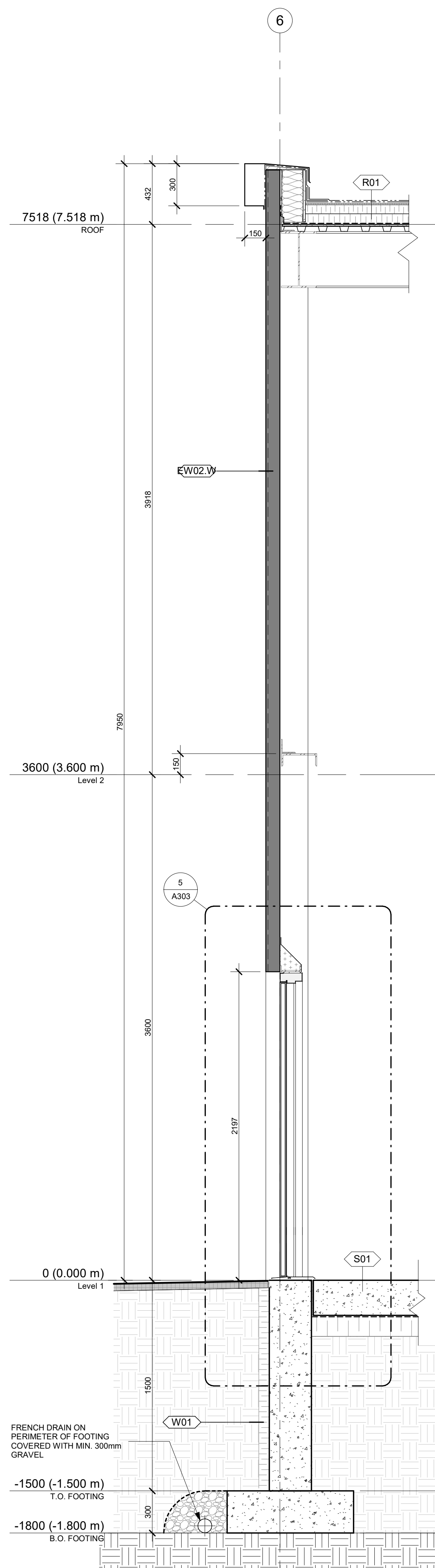
TYPICAL WALL SECTION AND DETAILS

DRAWING INFORMATION / INFORMATION DU DESSIN :

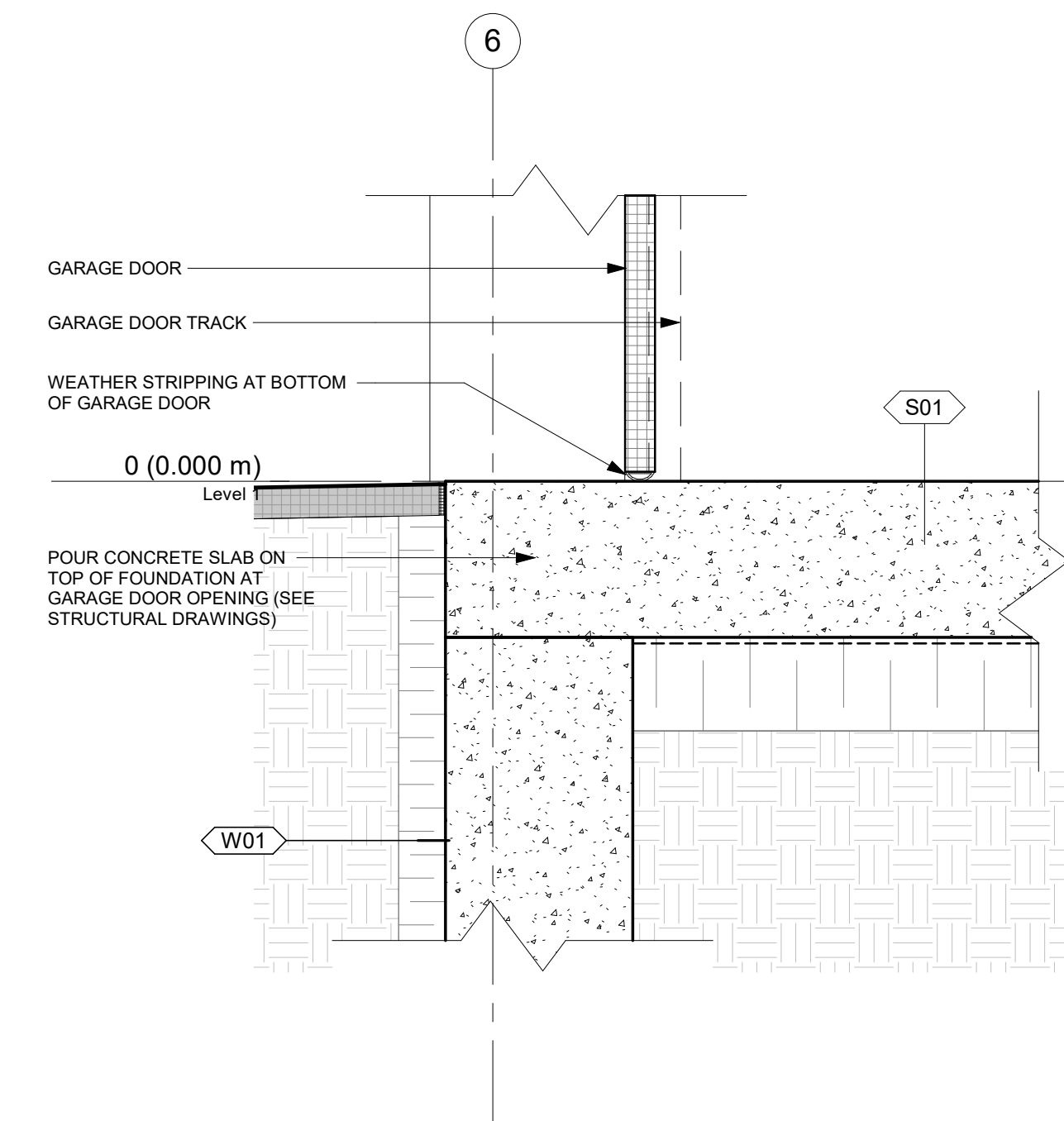
PROJECT NO. / NO. DE PROJET :	22096
DATE :	12/08/22
DRAWN BY / DESSINÉ PAR :	Author
REVIEWED BY / VÉRIFIÉ PAR :	Checker
SCALE / ÉCHELLE :	As indicated
PROJECT PHASE / PHASE DU PROJET :	2
DWG NO. / NO. DESSIN :	A303

REVISION NO. / NO. DE RÉVISION :

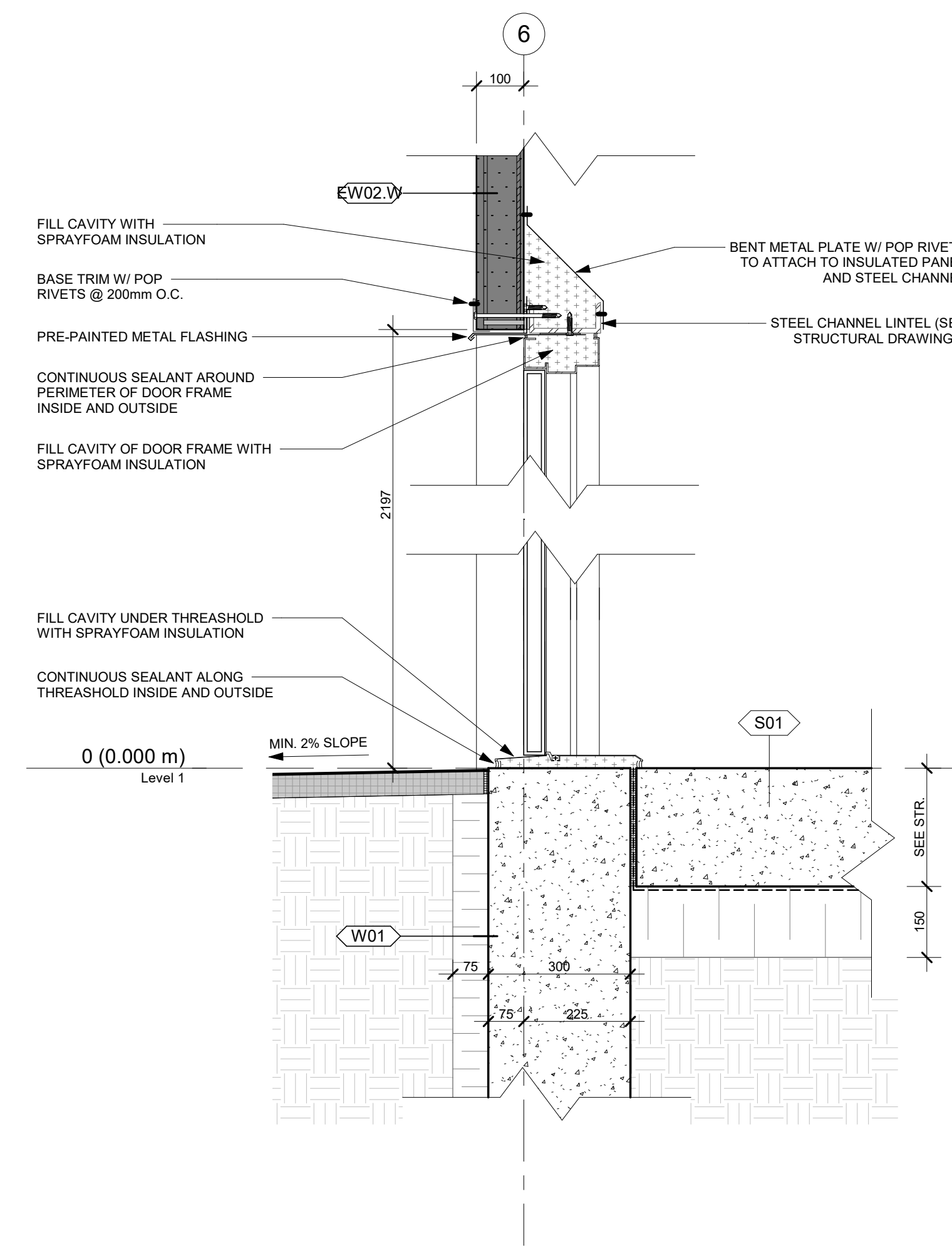
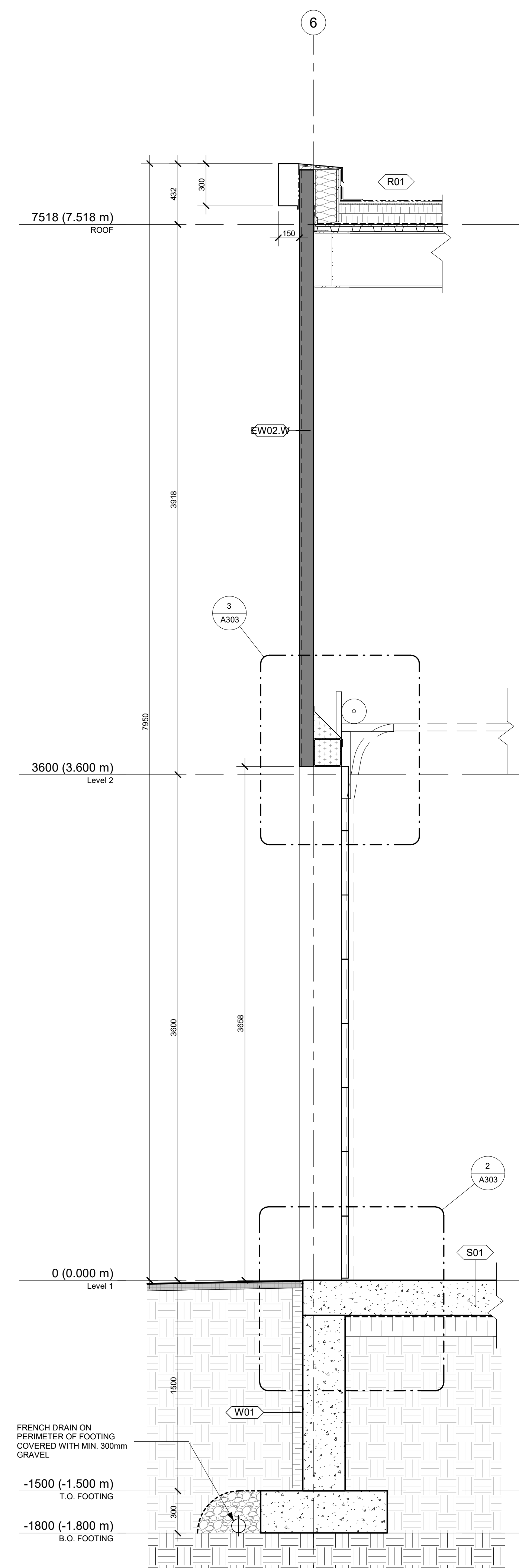
1.3



3 TYPICAL SECTION DETAIL - GARAGE DOOR HEADER @ 4" PANEL
A303 1:10



2 TYPICAL SECTION DETAIL - GARAGE DOOR SILL @ SLAB / FONDATION
A303 1:10



5 TYPICAL SECTION DETAIL - DOOR THRESHOLD / HEADER @ 4" PANEL / WAREHOUSE
A303 1:10

4 TYPICAL WALL SECTION - 4" PANEL / DOOR IN WAREHOUSE
A303 1:20

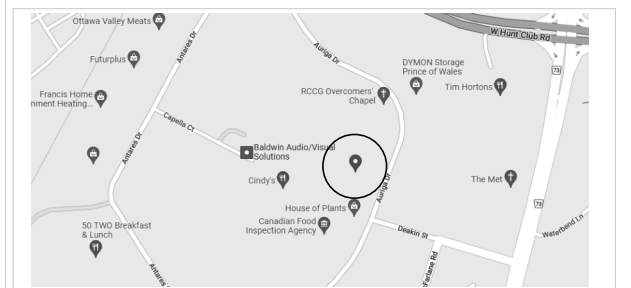
NOT FOR CONSTRUCTION /
PAS POUR CONSTRUCTION

This document and all information herein is confidential and the intellectual property of Rossmann Architecture Inc. It is disclosed in confidence on terms that it will not be disclosed to any third party, used, sold, loaned, licensed, or reproduced in whole or in any part in any manner or form for manufacturing, tending or for any other purpose without the written permission of Rossmann Architecture Inc. The copyright is retained by Rossmann Architecture Inc.

Ce document, ainsi que tous informations contenues a l'intérieur, est la propriété de Rossmann Architecture Inc. Il est divulgué en confidence sous les termes qu'il ne sera pas divulgué a aucun tierce partie, utilisé, vendu, prêté, licencié ou reproduit en son entier ou en partie d'aucune maniere pour la manufacture, soumission ou pour autres fins sans la permission écrite de Rossmann Architecture Inc. Le droit d'auteur est retenu par Rossmann Architecture Inc.

PROJECT TEAM / ÉQUIPE DU PROJET :

KEY PLAN / PLAN CLÉ :



CLIENT :

BOUSADA

30 Auriga Drive, Nepean, K2E 8B7
Tel : XXX-XXX-XXXX | www.WEBSITE.com

revision	description	date
1.3	ISSUED FOR 99%	23-01-16

PROJECT NAME / NOME DU PROJET :

30 Auriga

DRAWING NAME / NOM DU DESSIN :

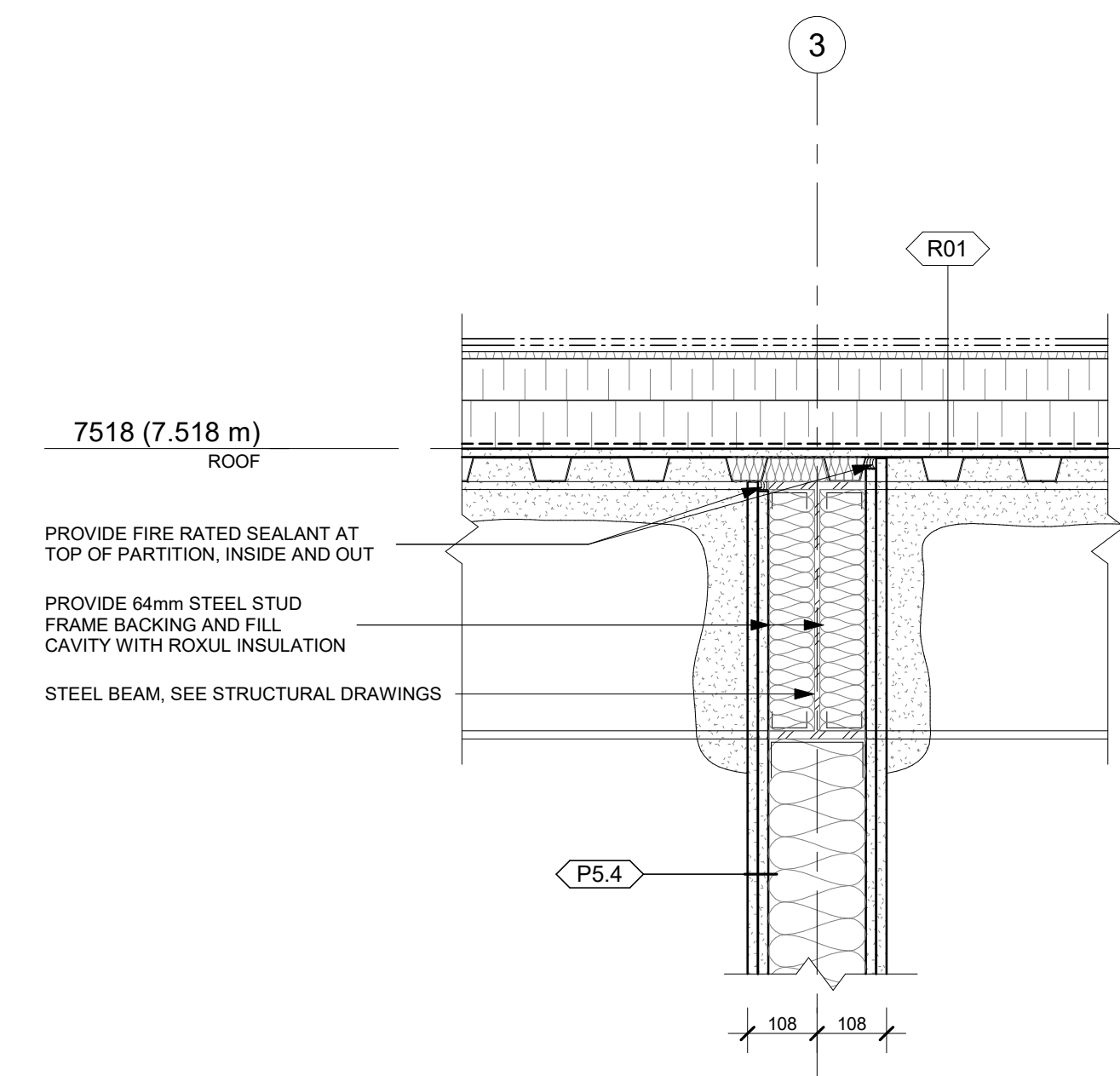
TYPICAL WALL SECTION AND DETAILS

DRAWING INFORMATION /
INFORMATION DU DESSIN :

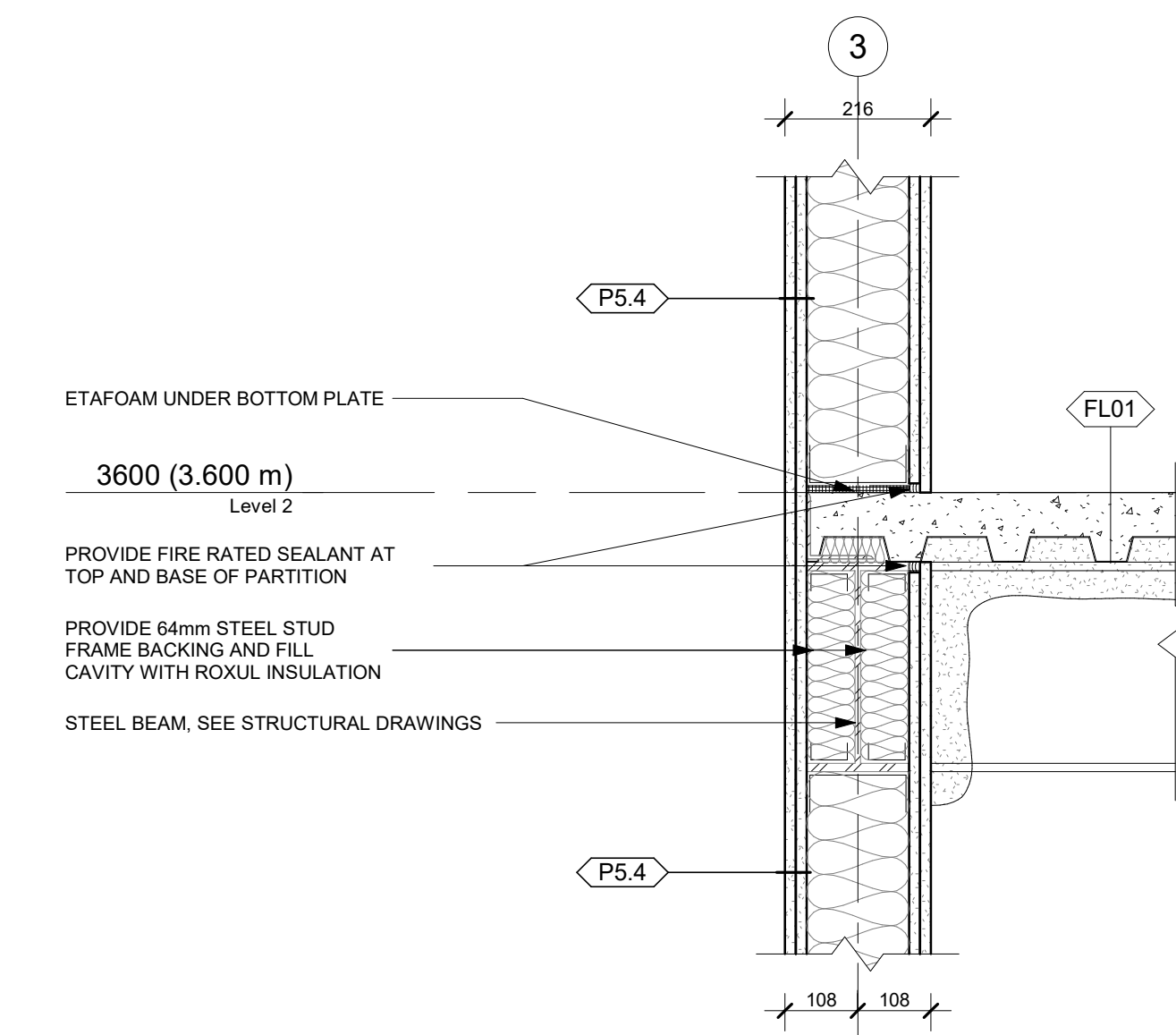
PROJECT NO. / NO. DE PROJET : **22096**
DATE : **01/16/23**
DRAWN BY / DESSINÉ PAR : **Author**
REVIEWED BY / VÉRIFIÉ PAR : **Checker**
SCALE / ÉCHELLE : **As indicated**
PROJECT PHASE / PHASE DU PROJET : **2**
DWG NO. / NO. DESSIN :

A304

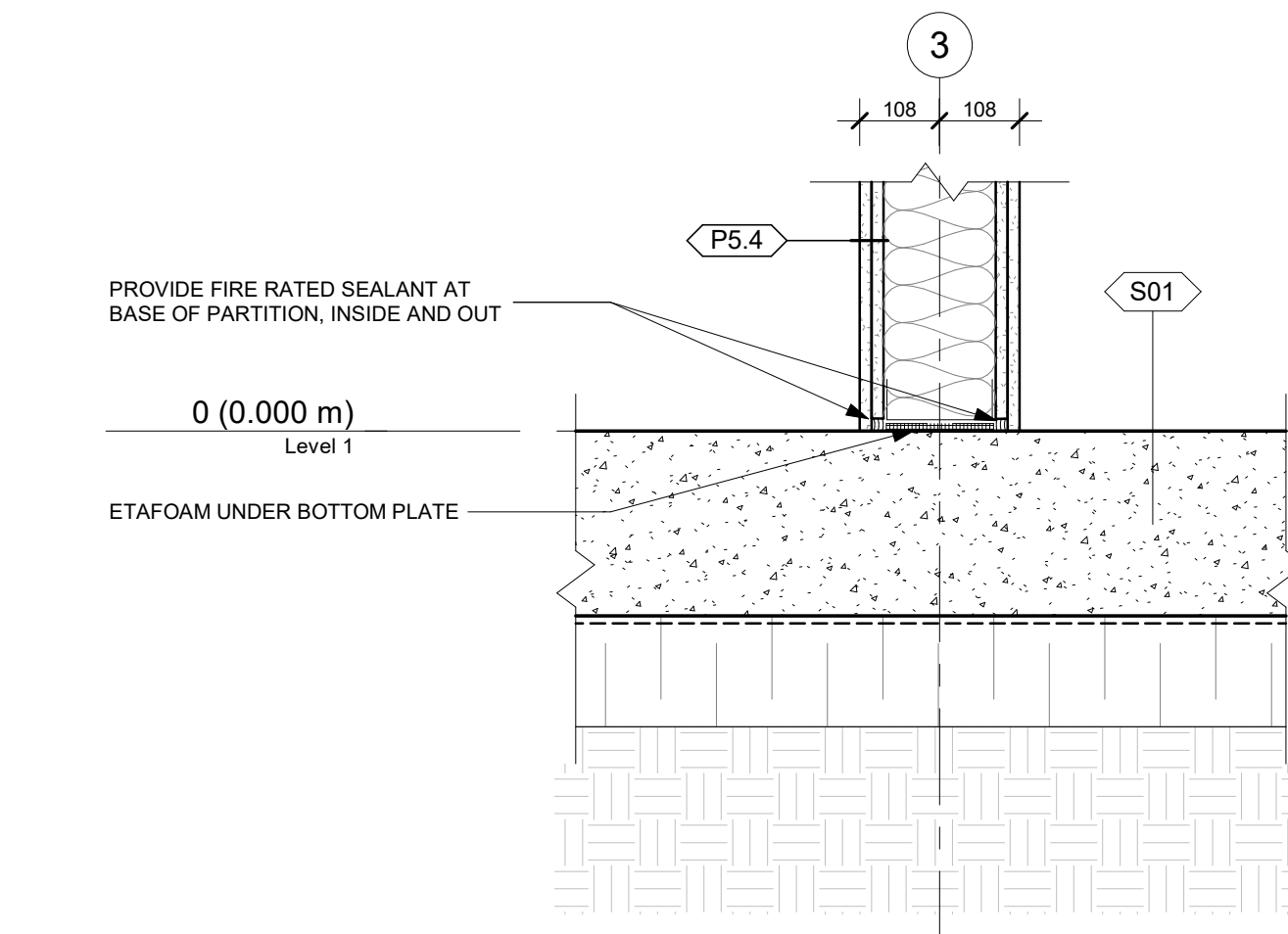
REVISION NO. / NO. DE RÉVISION : **1.3**



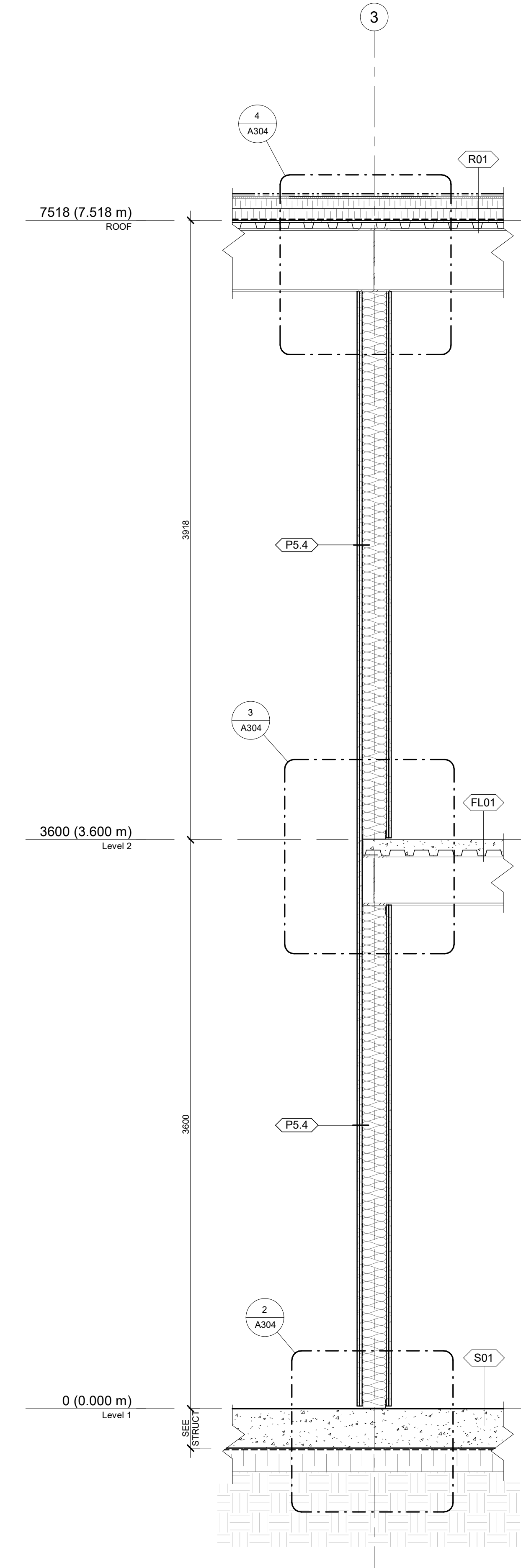
4 TYPICAL SECTION DETAIL - 2HRS FIRE SEPERATION / ROOF
A304 1 : 10



3 TYPICAL SECTION DETAIL - 2HRS FIRE SEPERATION / LEVEL 2 FLOOR
A304 1 : 10



2 TYPICAL SECTION DETAIL - 2HRS FIRE SEPERATION / SLAB
A304 1 : 10



1 TYPICAL WALL SECTION - OFFICE / WAREHOUSE
A304 1 : 20

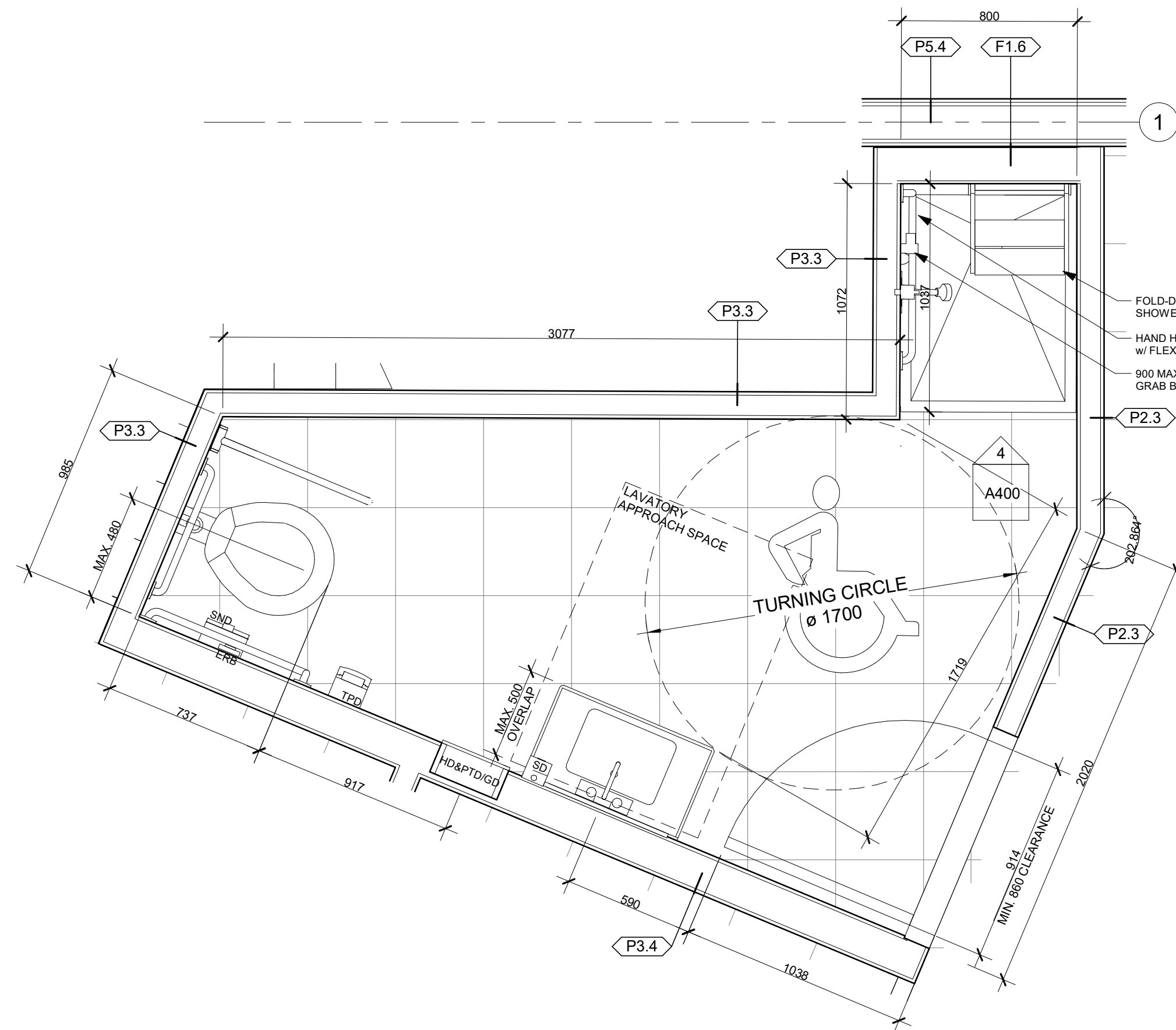
NOT FOR CONSTRUCTION /
PAS POUR CONSTRUCTION

This document and all information herein is confidential and the intellectual property of Rossmann Architecture Inc. It is disclosed in confidence on terms that it will not be disclosed to any third party, used, sold, loaned, licensed, or reproduced in whole or in any part in any manner or form for manufacturing, tendering or for any other purpose without the written permission of Rossmann Architecture Inc. The copyright is retained by Rossmann Architecture Inc.

Ce document, ainsi que tous renseignements contenus a l'intérieur, est la propriété de Rossmann Architecture Inc. Il est divulgué en confiance sous les termes qu'il ne sera pas divulgué a aucun tiers, utilisé, vendu, prêté, licencié ou reproduit en son entier ou en partie d'aucune manière pour la manufacture, soumission ou pour autres fins sans la permission écrite de Rossmann Architecture Inc. Le droit d'auteur est retenu par Rossmann Architecture Inc.

PROJECT TEAM / ÉQUIPE DU PROJET :

UNIVERSAL WASHROOM 1 w/o ADULT CHANGE TABLE:



UNIVERSAL WASHROOM W/O ADULT CHANGE TABLE ELEVATION:

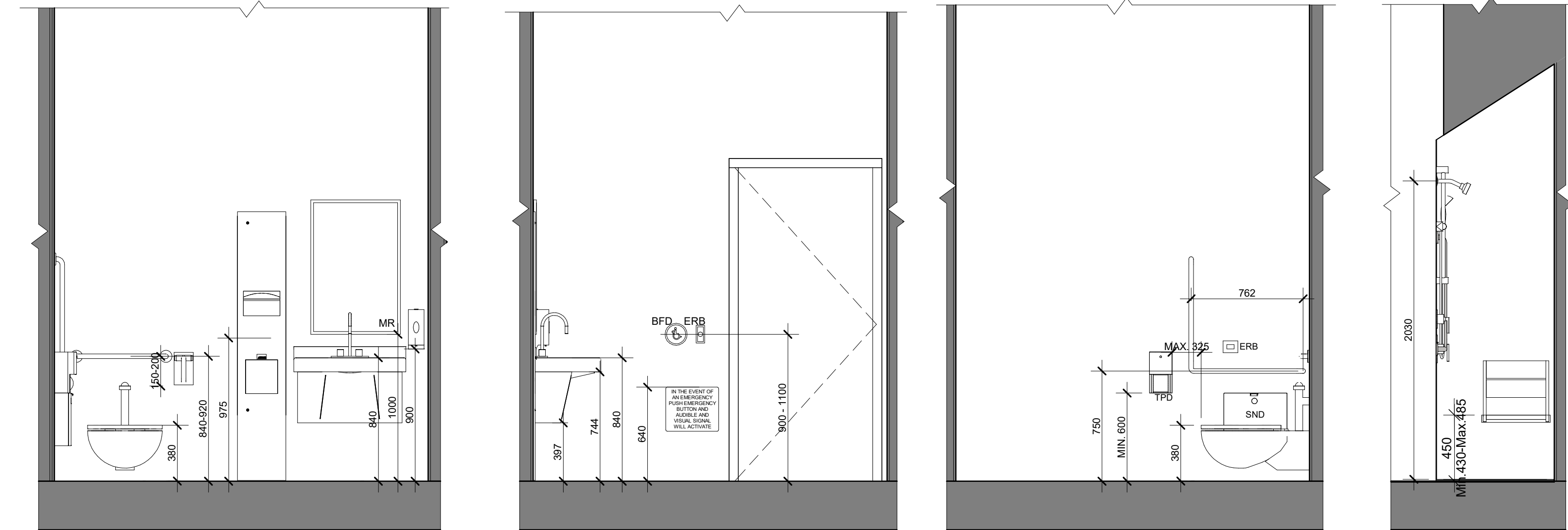
NOTES:

- A LID OR BACK SUPPORT MUST BE PROVIDED ON TANKLESS ACCESSIBLE TOILETS. [OBC 3.8.3.9.(1)(c)]
- WHERE THE WATER CLOSET HAS A TANK THE GRAB BAR SHALL BE 150mm ABOVE THE TANK.
- EMERGENCY CALL BUTTON & SIGN ON INSIDE AND OUTSIDE AS PER 3.8.3.12. (2) (b)

GRAB BARS REQUIREMENTS (OBC 3.8.3.8.(7)):

A GRAB BAR SHALL:

- BE INSTALLED TO RESIST A LOAD OF AT LEAST 1.3kN APPLIED VERTICALLY OR HORIZONTALLY,
- BE NOT LESS THAN 35mm AND NOT MORE THAN 40mm IN DIAMETER,
- HAVE A CLEARANCE OF NOT LESS THAN 38mm AND NOT MORE THAN 50mm FROM THE WALL TO THE INSIDE SURFACE OF THE GRAB BAR, AND
- HAVE A SLIP-RESISTANT SURFACE



KEY PLAN / PLAN CLÉ :



CLIENT :

BOUSADA

30 Auriga Drive, Nepean, K2E 8B7
Tel : XXX-XXX-XXXX | www.WEBSITE.com

1.3	ISSUED FOR 99%	23-01-16
1.2	ISSUED FOR 90%	22-12-22
revision	description	date

PROJECT NAME / NOM DU PROJET :

30 Auriga

DRAWING NAME / NOM DU DESSIN :

WR PLANS & ELEVATIONS

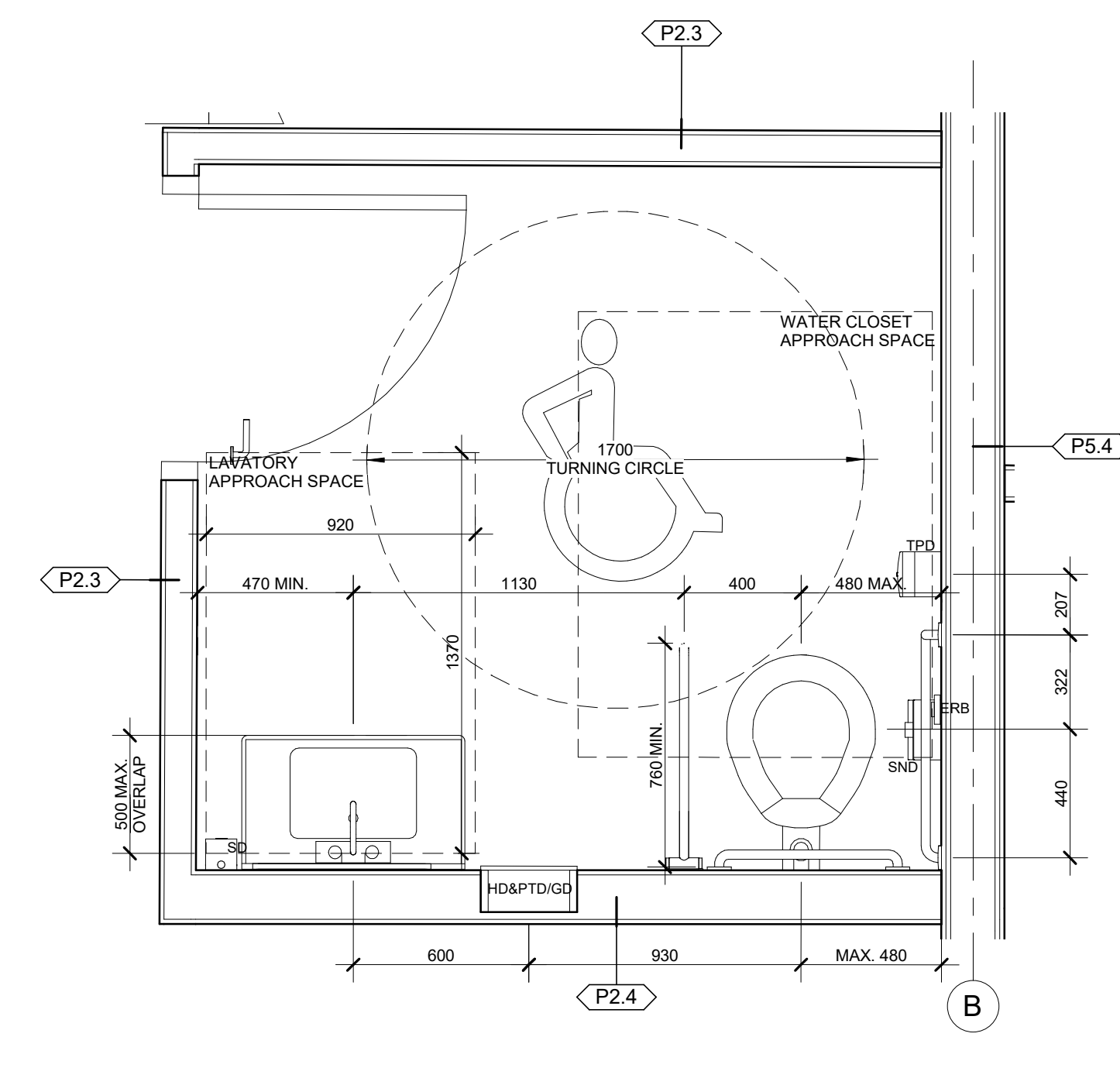
DRAWING INFORMATION / INFORMATION DU DESSIN :

PROJECT NO. / NO. DE PROJET : **22096**
DATE : **2018-07-12**
DRAWN BY / DESSINÉ PAR : **Author**
REVIEWED BY / VÉRIFIÉ PAR : **Checker**
SCALE / ÉCHELLE : **As indicated**
PROJECT PHASE / PHASE DU PROJET : **2**
DWG NO. / NO. DESSIN :

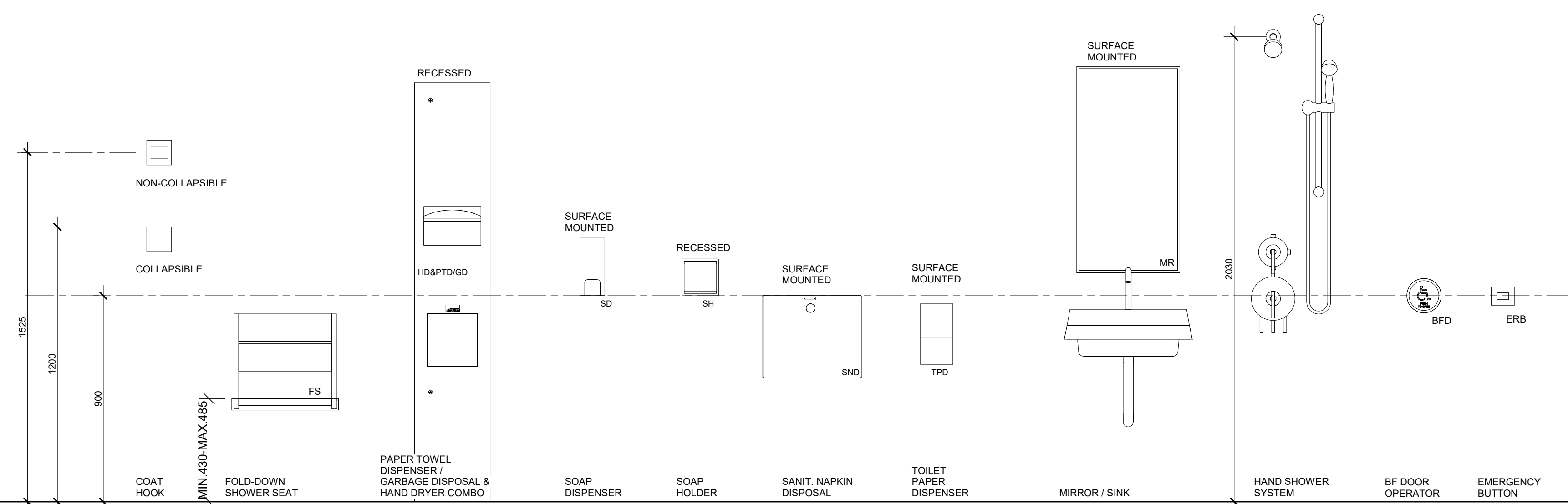
A400

REVISION NO. / NO. DE RÉVISION : **1.3**

UNIVERSAL WASHROOM 2 w/o ADULT CHANGE TABLE:



TYPICAL ACCESSORY MOUNTING HEIGHTS:

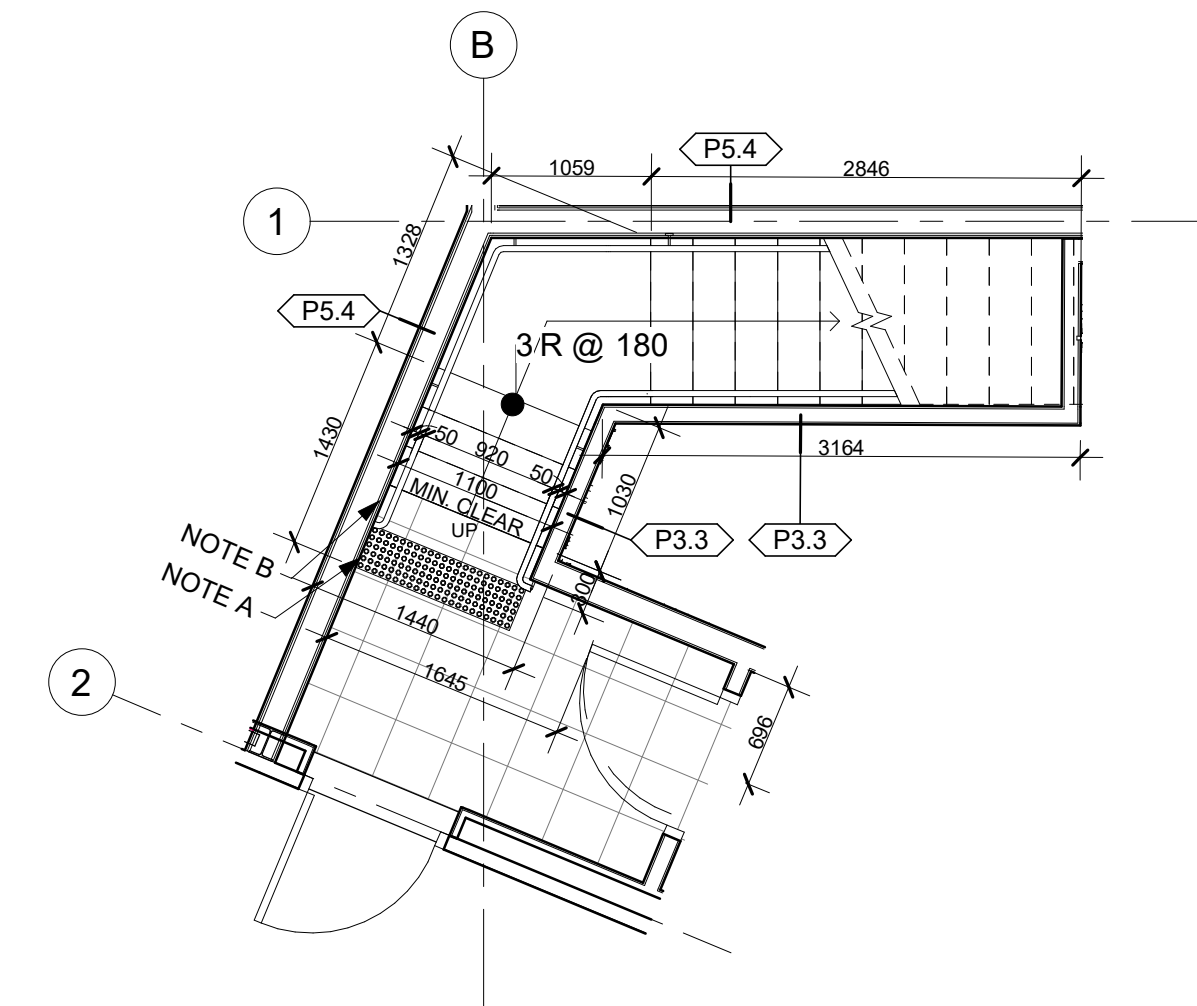


NOT FOR CONSTRUCTION /
PAS POUR CONSTRUCTION

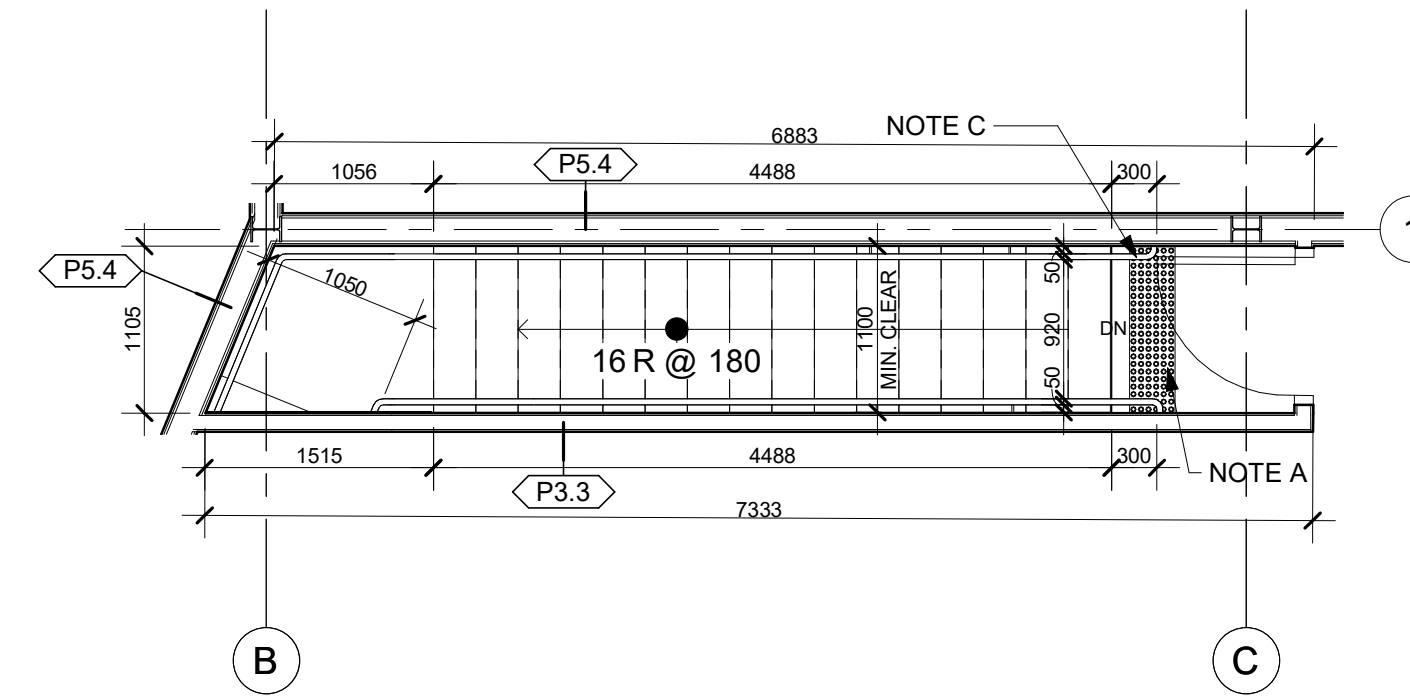
This document and all information herein is confidential and the intellectual property of Rossmann Architecture Inc. It is disclosed in confidence on terms that it will not be disclosed to any third party, used, sold, loaned, licensed, or reproduced in whole or in any part in any manner or form for manufacturing, tending or for any other purpose without the written permission of Rossmann Architecture Inc. The copyright is retained by Rossmann Architecture Inc.

Ce document, ainsi que tous renseignements contenus a l'intérieur, est la propriété de Rossmann Architecture Inc. Il est divulgué en confiance sous les termes qu'il ne sera pas divulgué a aucun tiers, utilisé, vendu, prêté, licencié ou reproduit en son entier ou en partie d'aucune manière pour la manufacture, soumission ou pour autres fins sans la permission écrite de Rossmann Architecture Inc. Le droit d'auteur est retenu par Rossmann Architecture Inc.

PROJECT TEAM / ÉQUIPE DU PROJET :



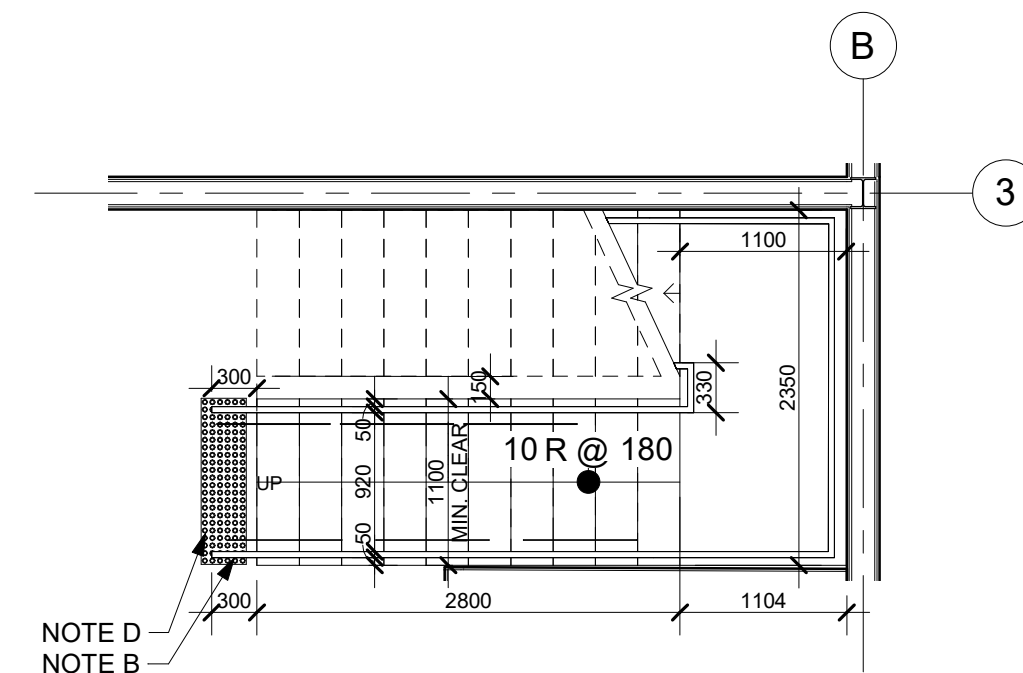
1 GROUND FLOOR - STAIR 1
A450 1:50



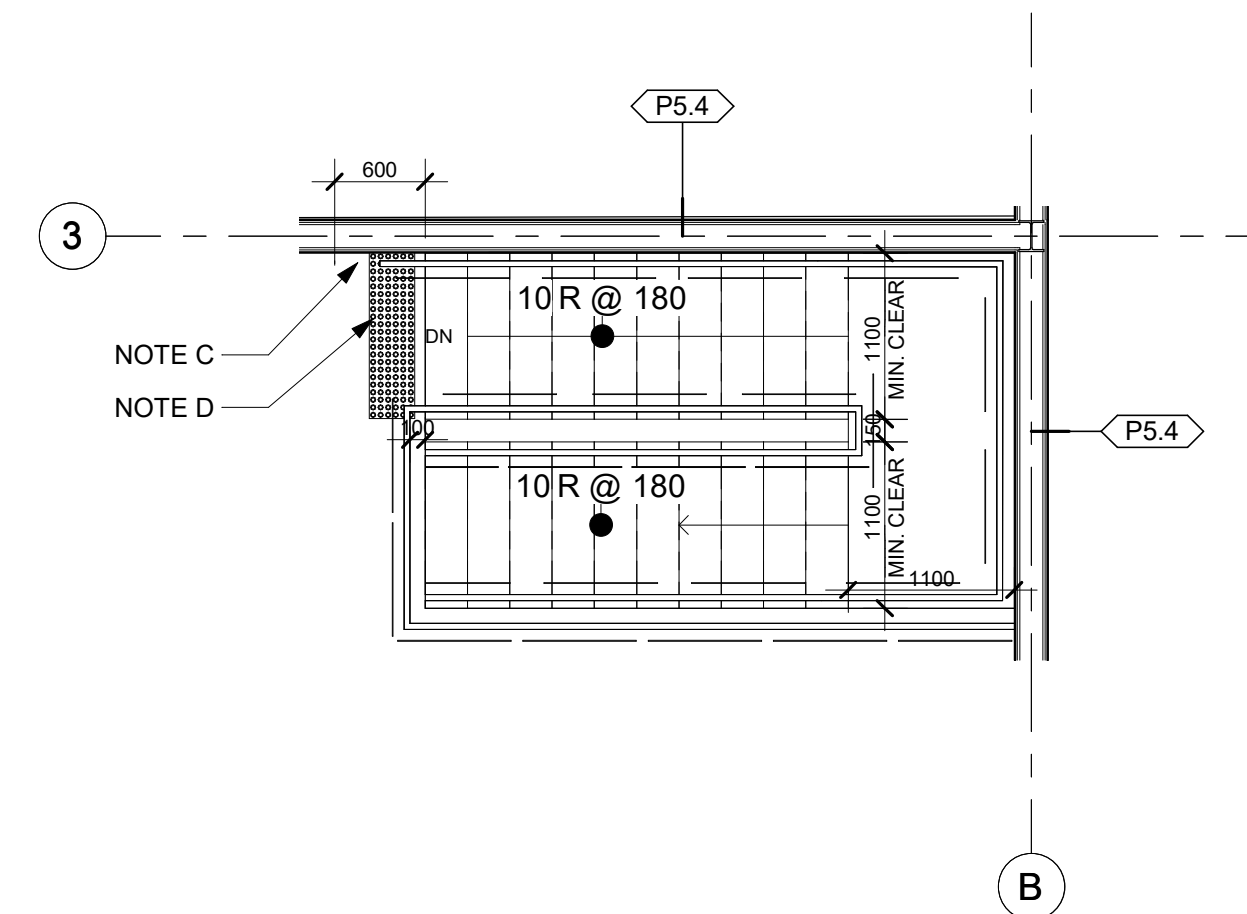
2 SECOND FLOOR - STAIR 1
A450 1:50

STAIR NOTES:

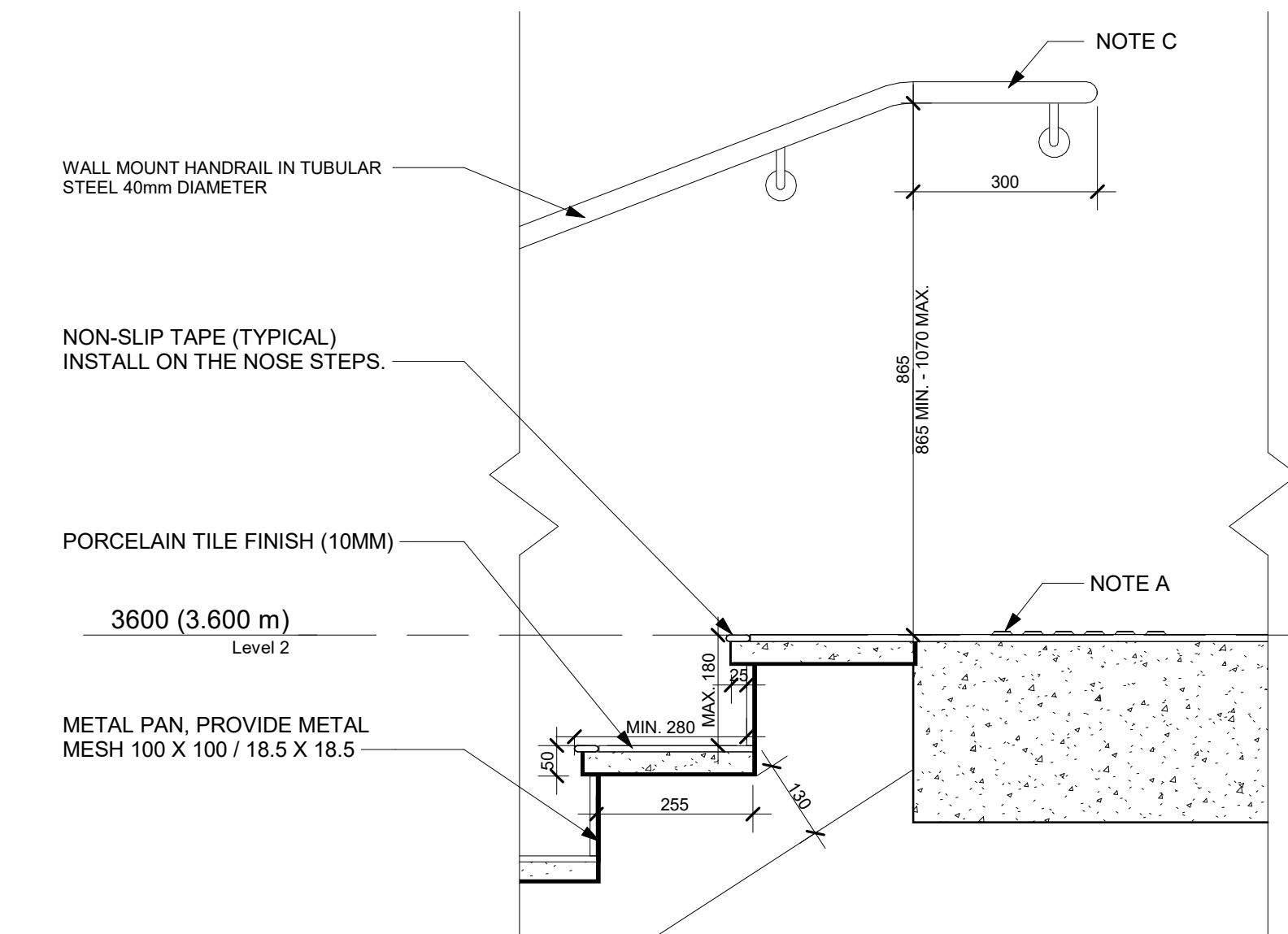
- A. PROVIDE A TACTILE ATTENTION INDICATOR (CONFORMING TO ISO 23599 CLAUSES 4.1.1. AND 4.1.2.) AT THE TOP OF STAIRS AS WELL AS LANDINGS WHERE A DOOR WAY OPENS ONTO STAIRS. (OBC 3.4.6.1.(2)).
- B. 3.4.6.5. (12 (a)(ii)) CONTINUE HANDRAIL TO SLOPE FOR A DEPTH OF ONE TREAD BEYOND THE BOTTOM RISER FOLLOWED BY A 300 MM HORIZONTAL EXTENTION.
- C. 3.4.6.5.(12(a)(i)) EXTEND HORIZONTALLLY AT THE REQUIRED HEIGHT, NOT LESS THAN 300 MM BEYOND THE TOP RISER.
- D. THE SURFACES OF RAMP, LANDINGS AND TREADS SHALL, IF ACCESSIBLE TO THE PUBLIC, HAVE A COLOUR CONTRAST OR A DISTINCTIVE VISUAL PATTERN TO DEMARCATHE THE LEADING EDGE OF THE TREAD. (OBC 3.4.6.1. (b)(i)).



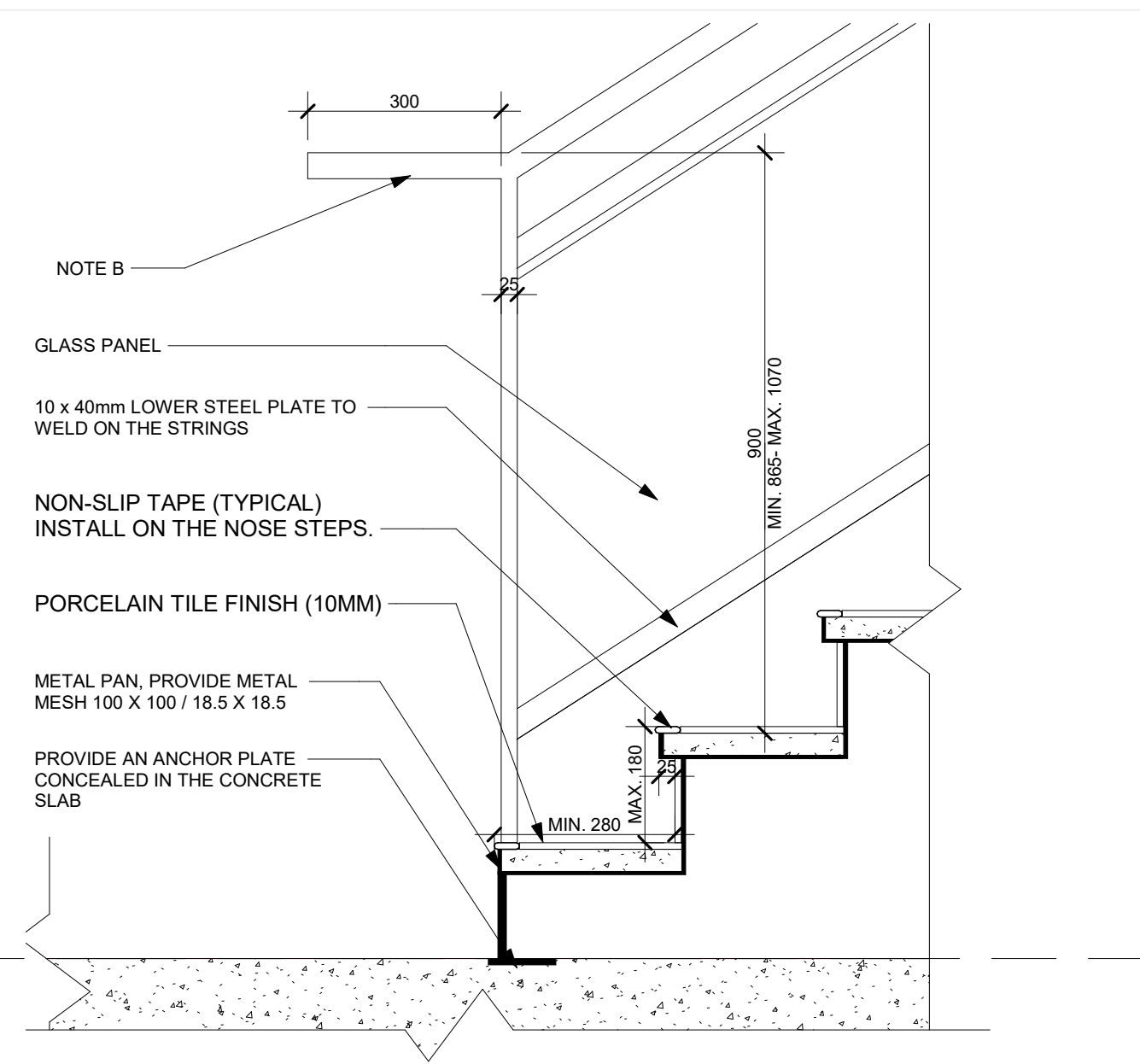
3 GROUND FLOOR - STAIR 2
A450 1:50



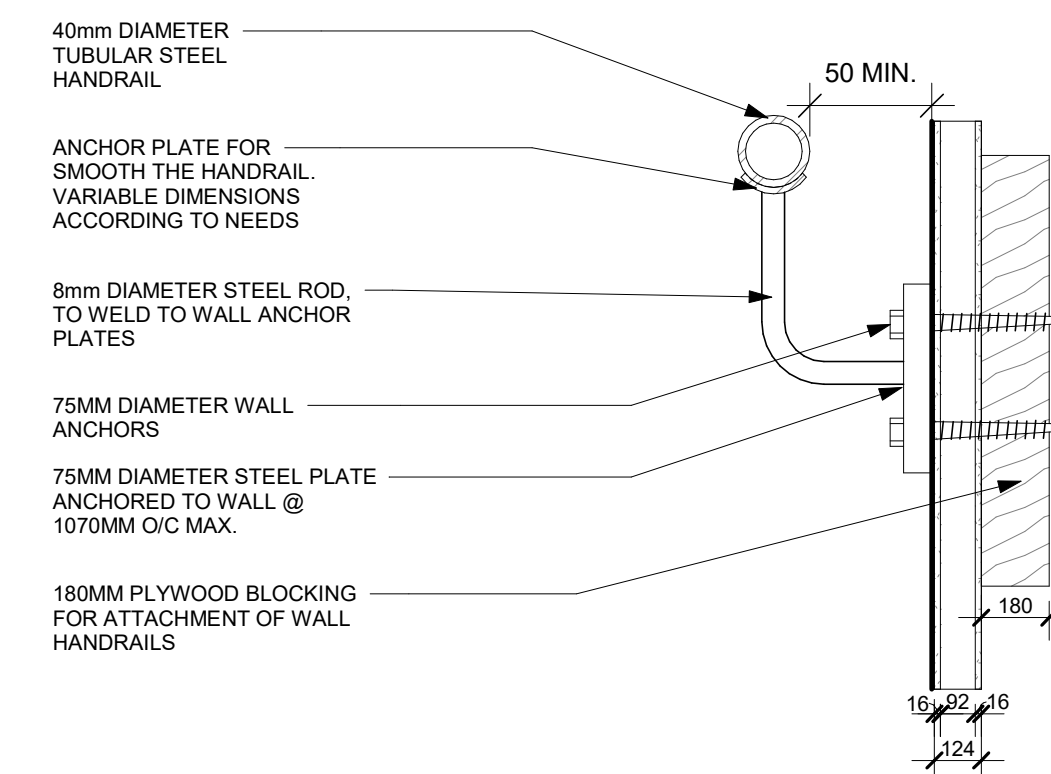
4 SECOND FLOOR - STAIR 2
A450 1:50



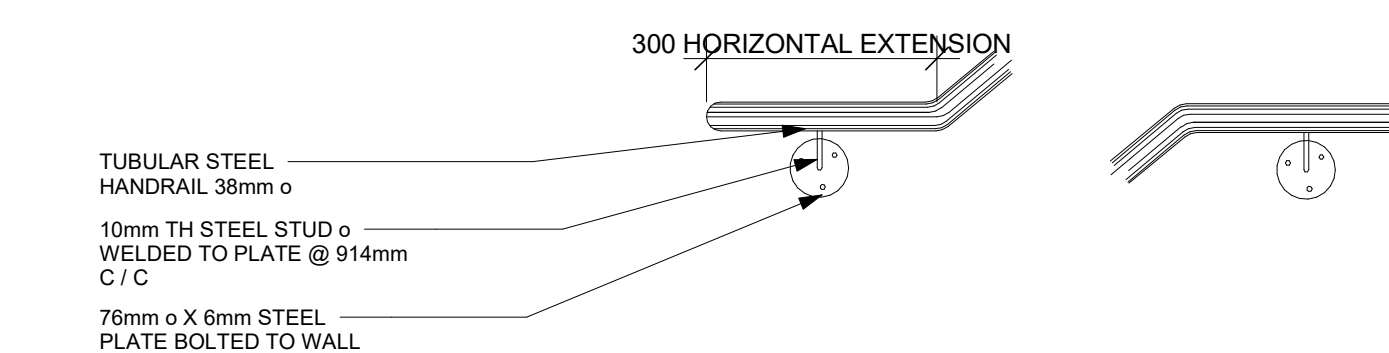
5 TYPICAL STAIR DETAIL 1
A450 1:10



6 TYPICAL STAIR DETAIL 2
A450 1:10

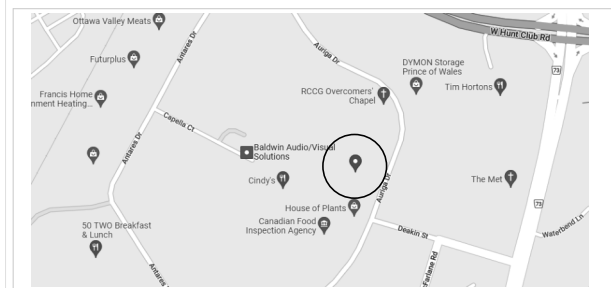


7 HANDRAILDETAIL 1
A450 1:20



8 HANDRAIL DETAIL 2
A450 1:10

KEY PLAN / PLAN CLÉ :



CLIENT :

BOUSADA

30 Auriga Drive, Nepean, K2E 8B7
Tel : XXX-XXX-XXXX | www.WEBSITE.com

revision	description	date
1.3	ISSUED FOR 99%	23-01-16
1.2	ISSUED FOR 90%	22-12-22

PROJECT NAME / NOM DU PROJET :

30 Auriga

DRAWING NAME / NOM DU DESSIN :
STAIR PLANS AND SECTIONS

DRAWING INFORMATION /
INFORMATION DU DESSIN :

PROJECT NO. / NO. DE PROJET : **22096**
DATE : **09/02/20**
DRAWN BY / DESSINÉ PAR : **Author**
REVIEWED BY / VÉRIFIÉ PAR : **Checker**
SCALE / ÉCHELLE : **As indicated**
PROJECT PHASE / PHASE DU PROJET : **2**
DWG NO. / NO. DESSIN :

A450

REVISION NO. / NO. DE RÉVISION : **1.3**

NOT FOR CONSTRUCTION /
PAS POUR CONSTRUCTION

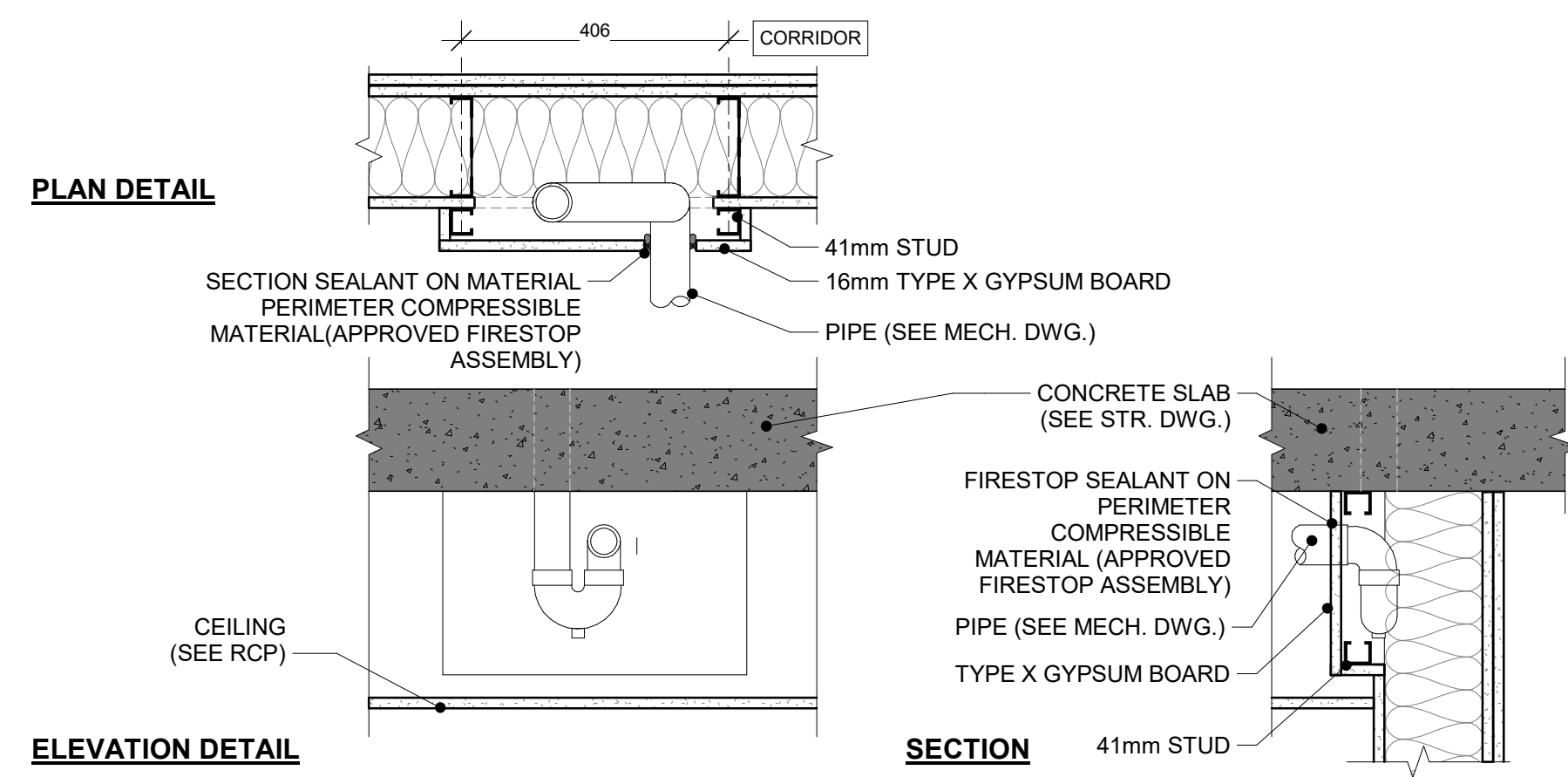
This document and all information herein is confidential and the intellectual property of Rossmann Architecture Inc. It is disclosed in confidence on terms that it will not be disclosed to any third party, used, sold, loaned, licensed, or reproduced in whole or in any part in any manner or form for manufacturing, tending or for any other purpose without the written permission of Rossmann Architecture Inc. The copyright is retained by Rossmann Architecture Inc.

Ce document, ainsi que tous informations contenues a l'intérieur, est la propriété de Rossmann Architecture Inc. Il est divulgué en confiance sous les termes qu'il ne sera pas divulgué a aucun tiers, utilisé, vendu, prêté, licencié ou reproduit en son entier ou en partie d'aucune manière pour la manufacture, soumission ou pour autres fins sans la permission écrite de Rossmann Architecture Inc. Le droit d'auteur est retenu par Rossmann Architecture Inc.

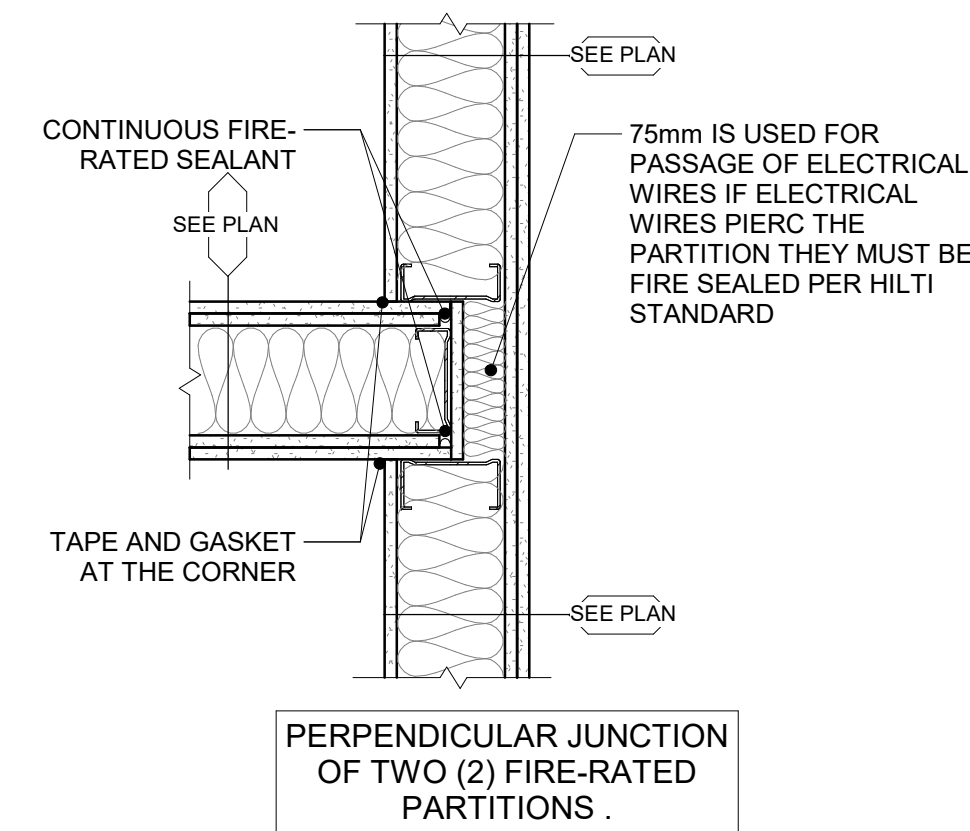
PROJECT TEAM / ÉQUIPE DU PROJET :

- NOTES:**
- WALLS AND PARTITIONS: INSTALL CONTROL JOINTS AT EVERY 9.15m MAX. IN BOTH VERTICAL AND HORIZONTAL DIRECTIONS.
 - CEILINGS: INSTALL A CONTROL JOINT AT EVERY 15.24m MAX.

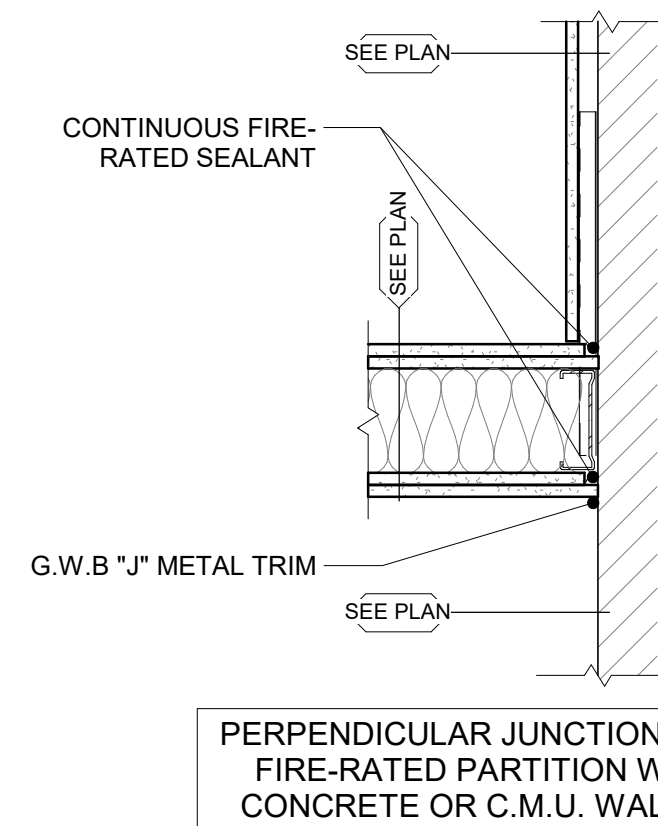
- FOR INSTALLATION:**
1. LEAVE A 13mm CONTINUOUS SPACE BETWEEN GYPSUM WALL BOARDS.
 2. INSERT A ZINC #093 CONTROL JOINT.



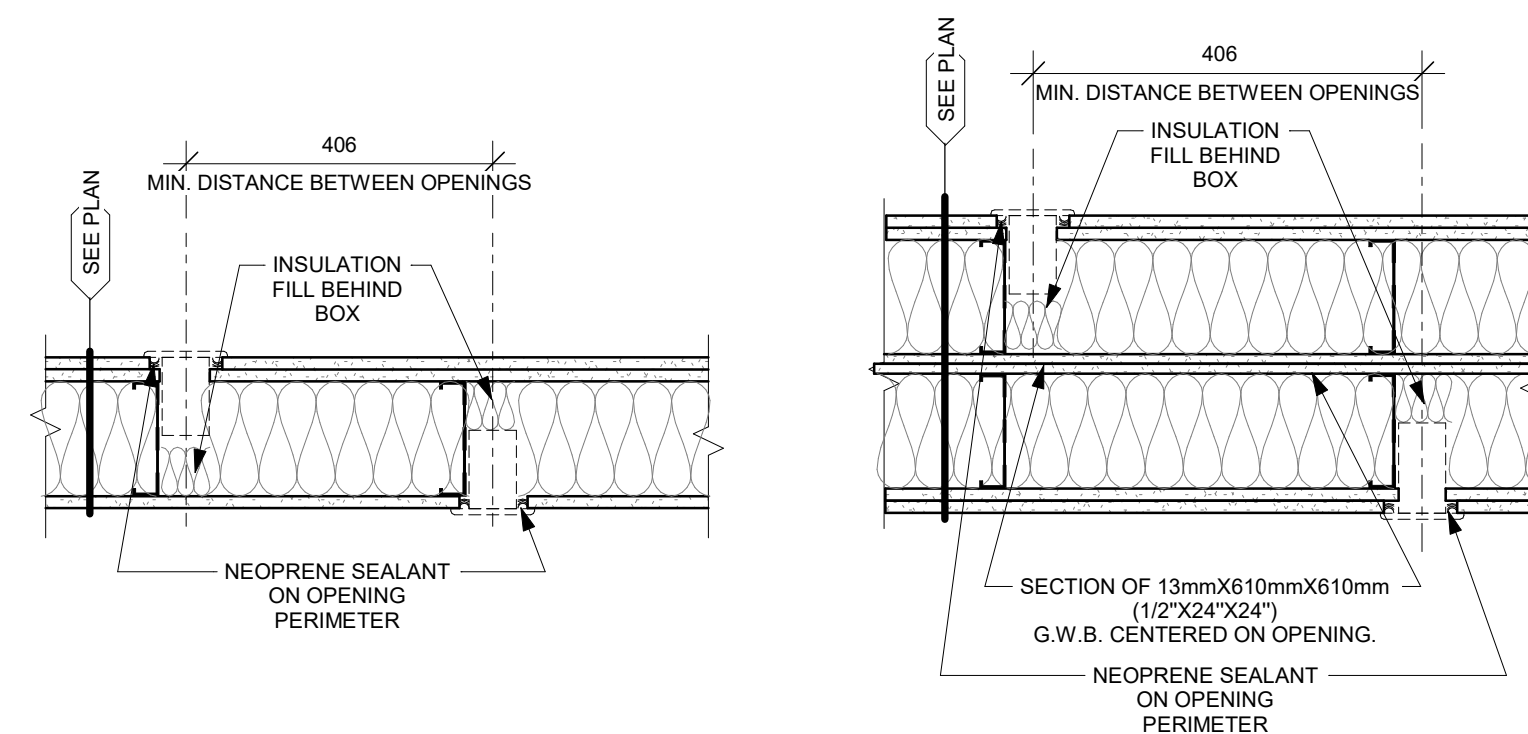
1 OVERHEAD PIPE IN FIRE RATED ASSEMBLY
A500 1: 10



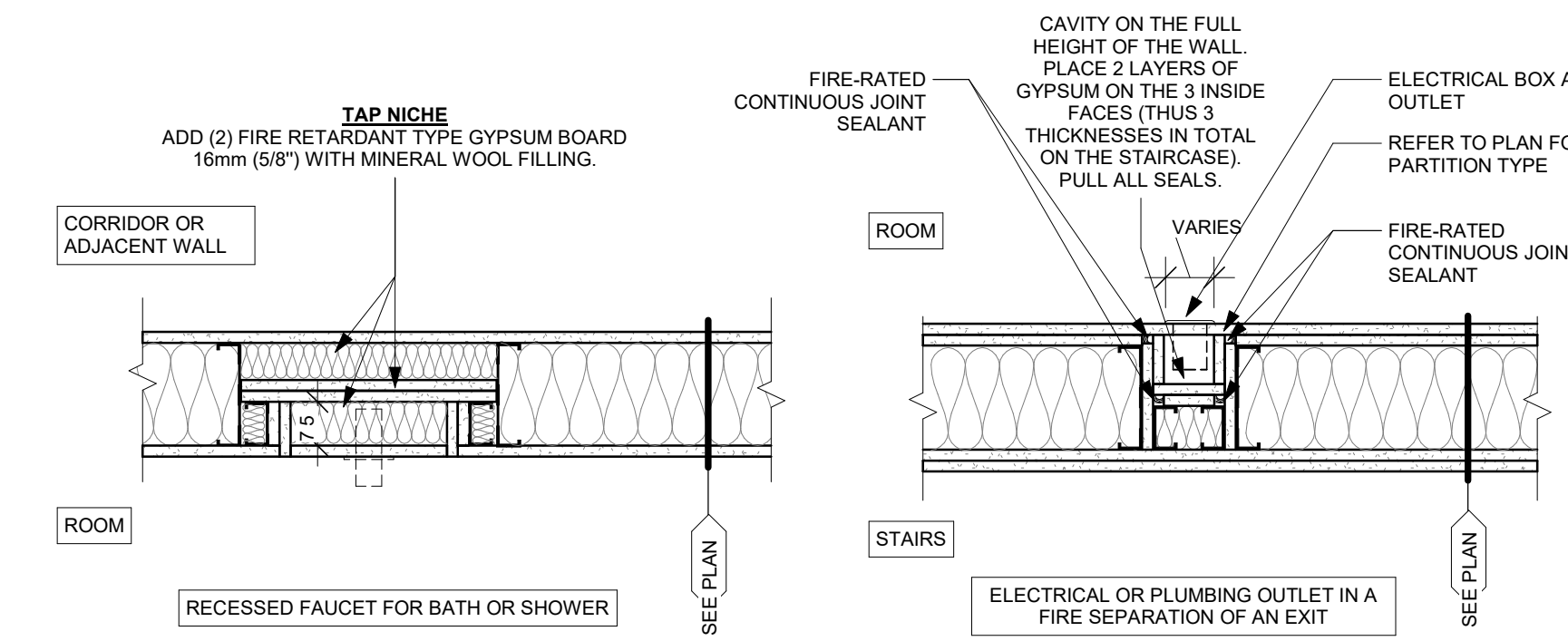
2 JUNCTION FIRE RATED PARTITIONS
A500 1: 10



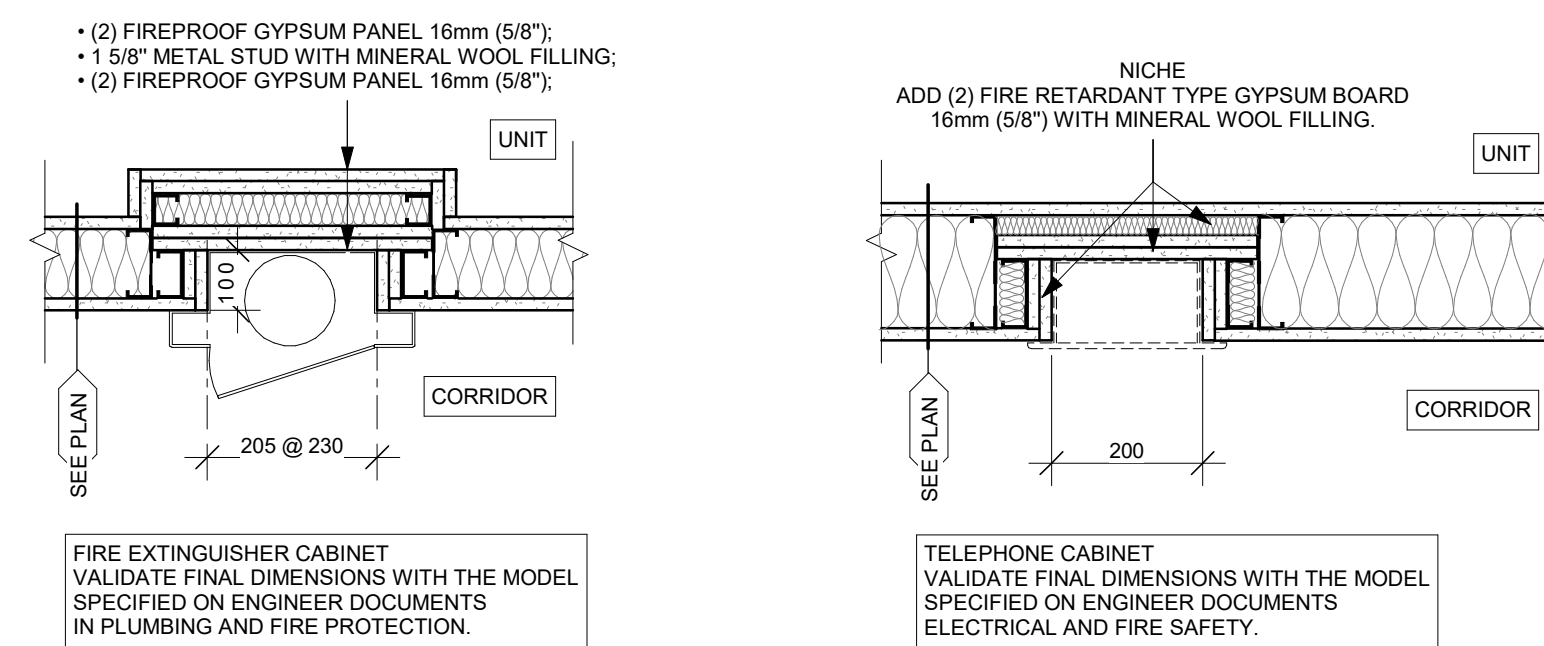
4 JUNCTION FIRE RATED PARTITION WITH CONCRETE / C.M.U. WALL
A500 1: 10



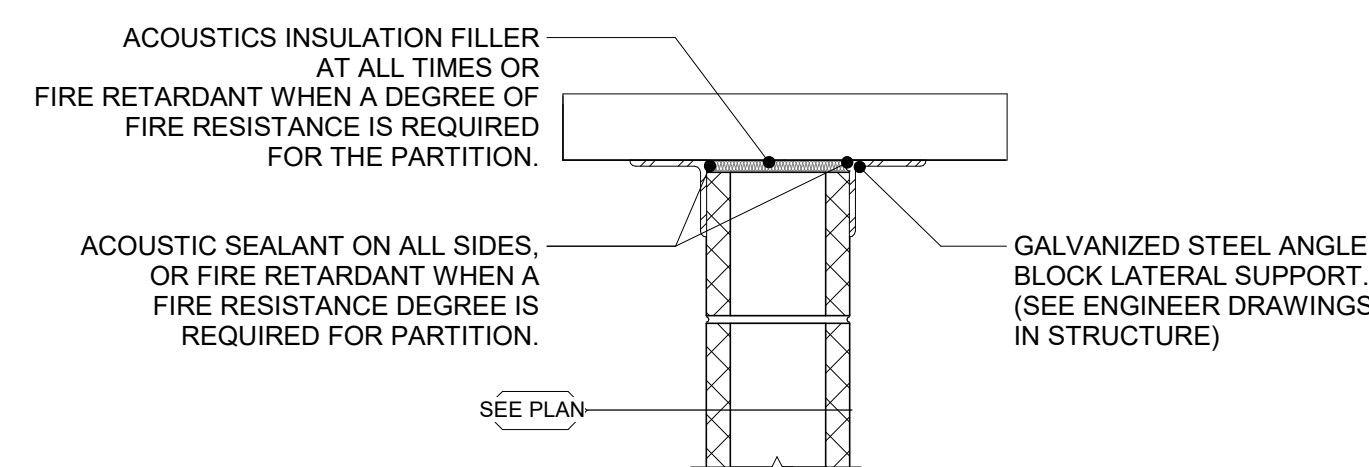
7 ELECTRICAL BOX IN ACOUSTICAL PARTITION.
A500 1: 10



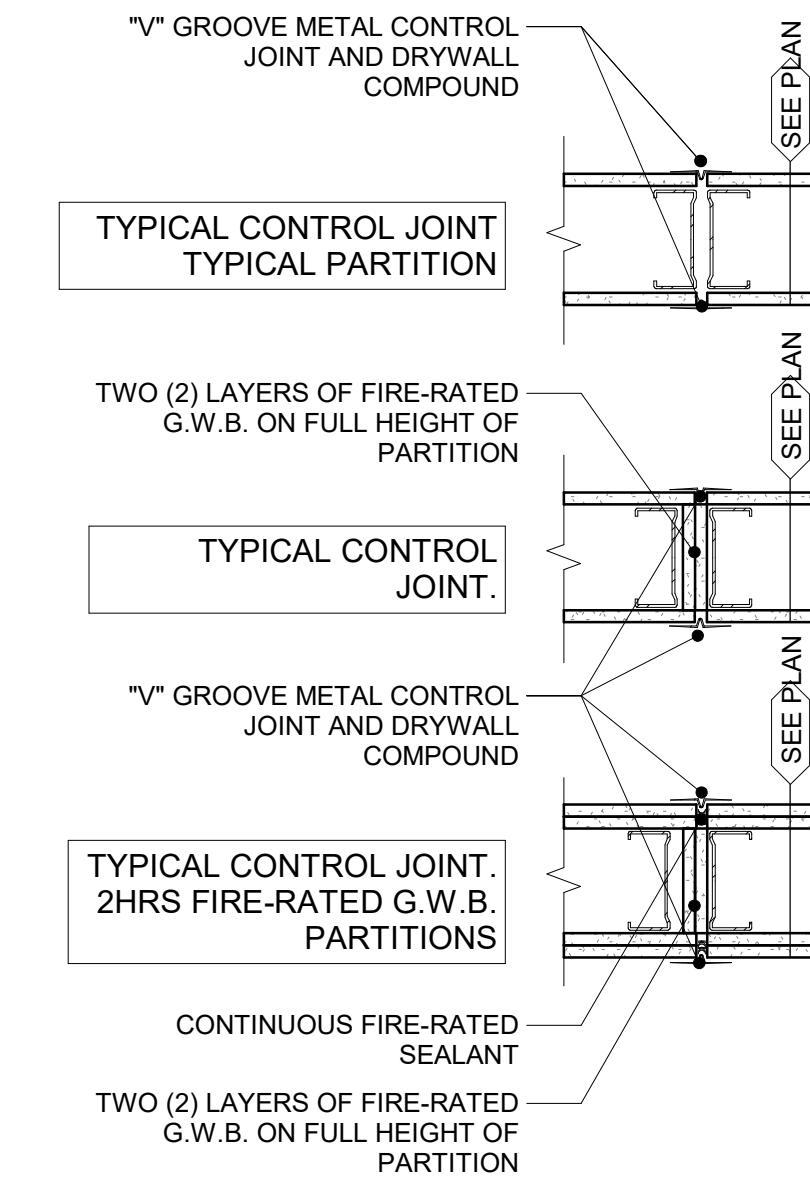
10 RECESSED FIXTURES
A500 1: 10



8 PLAN DETAIL - RECESSED EQUIPMENT
A500 1: 10



3 JUNCTION BLOCK PARTITION TO CONCRETE SLAB
A500 1: 10



5 CONTROL JOINT TYPICAL DETAILS
A500 1: 10

KEY PLAN / PLAN CLÉ :



CLIENT :

BOUSADA

30 Auriga Drive, Nepean, K2E 8B7
Tel : XXX-XXX-XXXX | www.WEBSITE.com

revision	description	date
1.3	ISSUED FOR 99%	23-01-16
1.2	ISSUED FOR 90%	22-12-22
1.1	ISSUED FOR 66%	22-11-29

PROJECT NAME / NOME DU PROJET :

30 Auriga

DRAWING NAME / NOM DU DESSIN :
TYPICAL INTERIOR DETAILS

DRAWING INFORMATION / INFORMATION DU DESSIN :

PROJECT NO. / NO. DE PROJET :	22096
DATE :	08/29/22
DRAWN BY / DESSINÉ PAR :	Author
REVIEWED BY / VÉRIFIÉ PAR :	Checker
SCALE / ÉCHELLE :	1 : 10
PROJECT PHASE / PHASE DU PROJET :	2
DWG NO. / NO. DESSIN :	A500

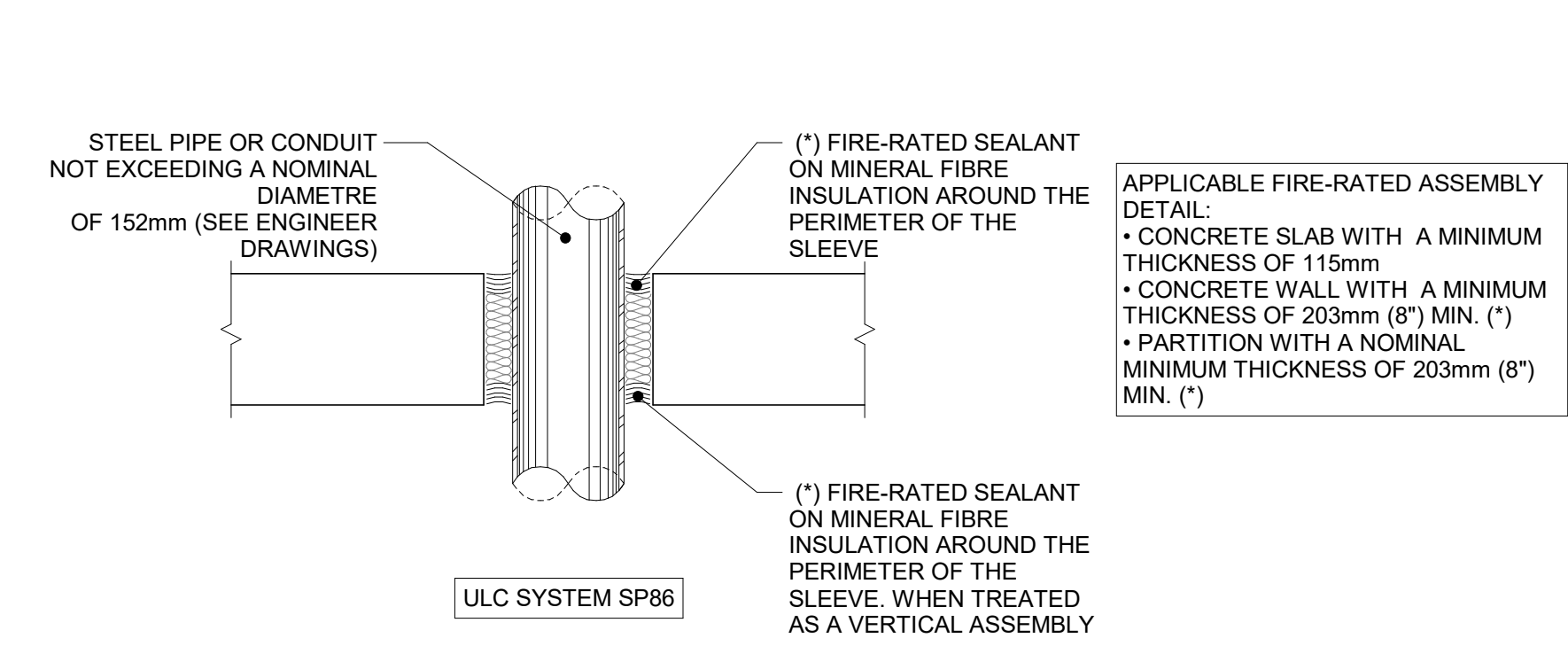
REVISION NO. / NO. DE RÉVISION : 1.3

NOT FOR CONSTRUCTION /
PAS POUR CONSTRUCTION

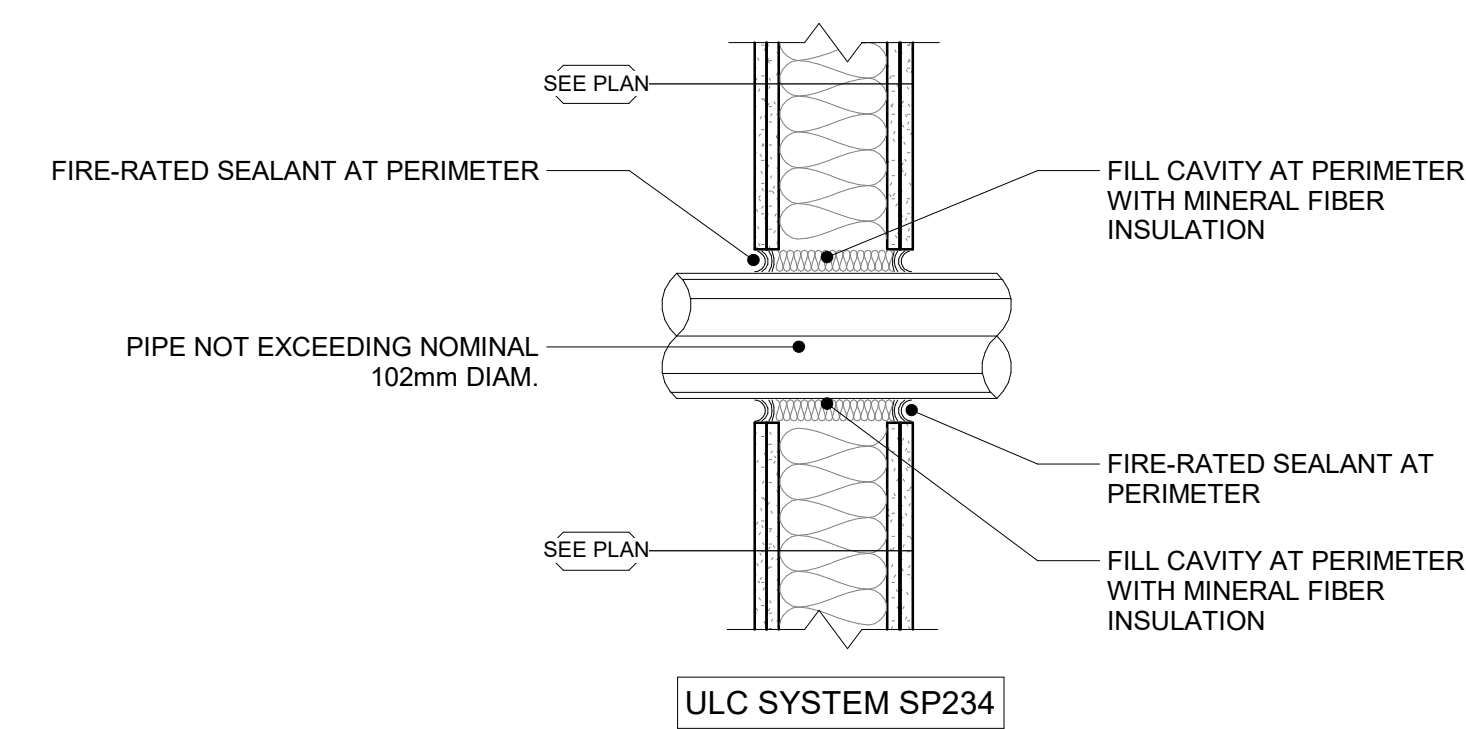
This document and all information herein is confidential and the intellectual property of Rossmann Architecture Inc. It is disclosed in confidence on terms that it will not be disclosed to any third party, used, sold, loaned, licensed, or reproduced in whole or in any part in any manner or form for manufacturing, tendering or for any other purpose without the written permission of Rossmann Architecture Inc. The copyright is retained by Rossmann Architecture Inc.

Ce document, ainsi que tous renseignements contenus a l'intérieur, est la propriété de Rossmann Architecture Inc. Il est divulgué en confidence sous les termes qu'il ne sera pas divulgué a aucun tiers, utilisé, vendu, prêté, licencié ou reproduit en son entier ou en partie d'aucune manière pour la manufacture, soumission ou pour autres fins sans la permission écrite de Rossmann Architecture Inc. Le droit d'auteur est retenu par Rossmann Architecture Inc.

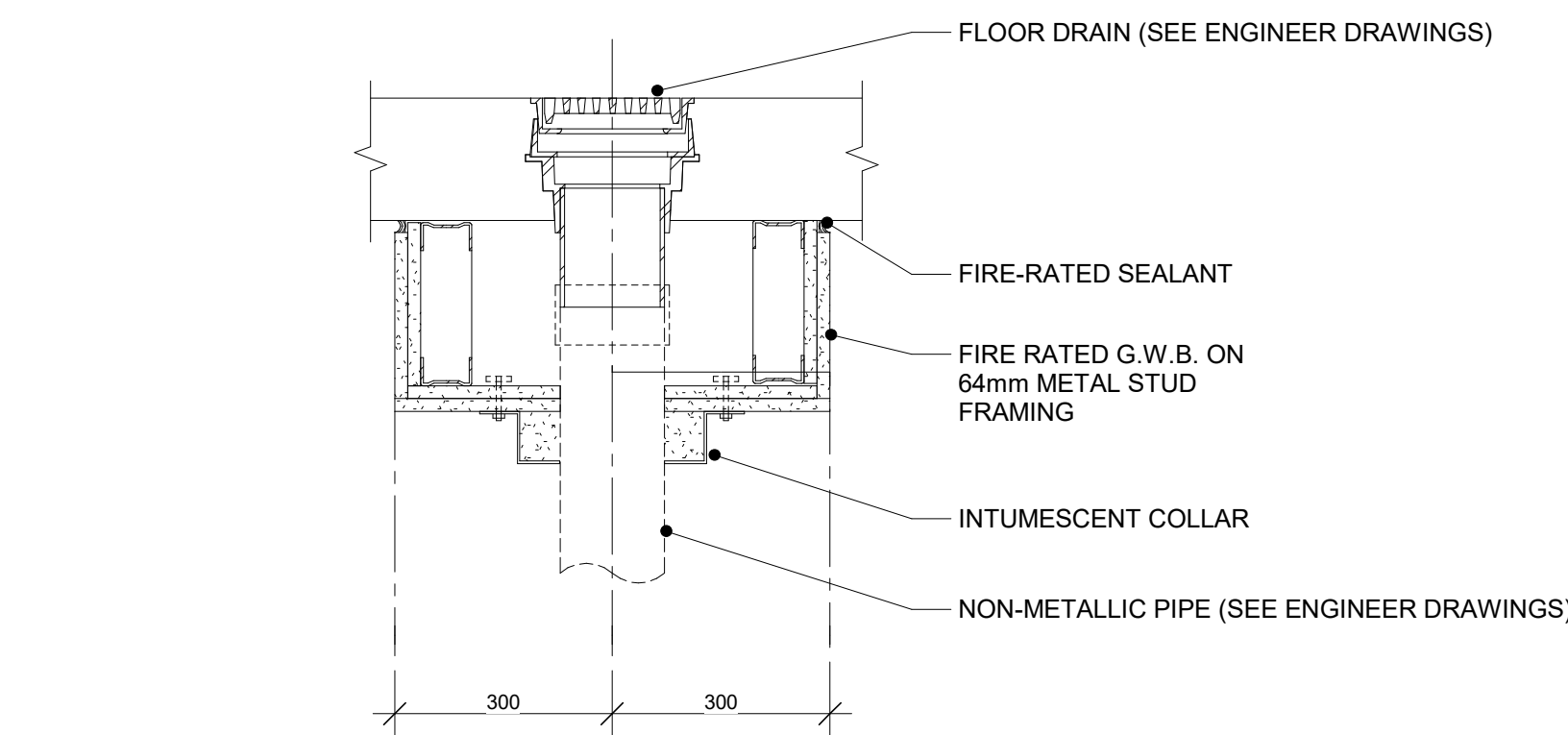
PROJECT TEAM / ÉQUIPE DU PROJET :



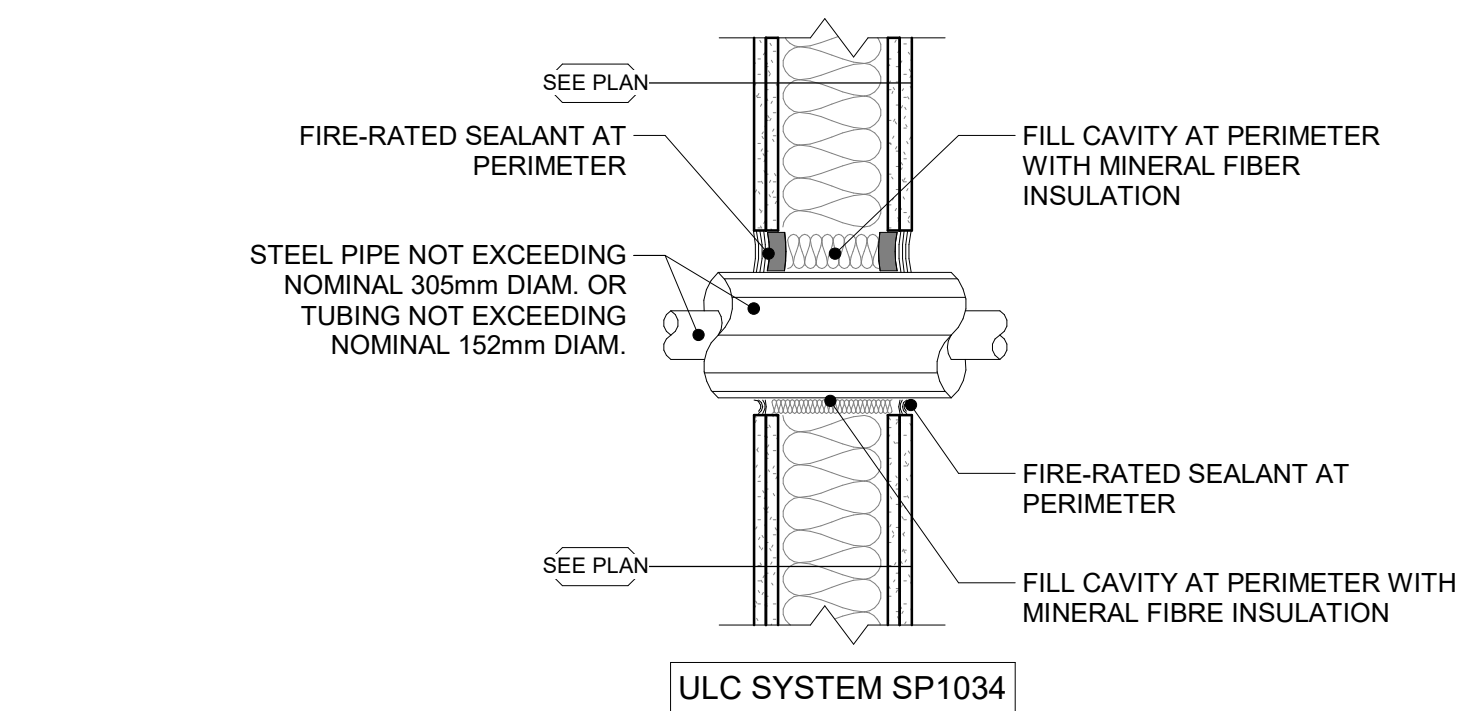
3 FIRE-RATED HORIZONTAL OR VERTICAL ASSEMBLY
A501 1: 10



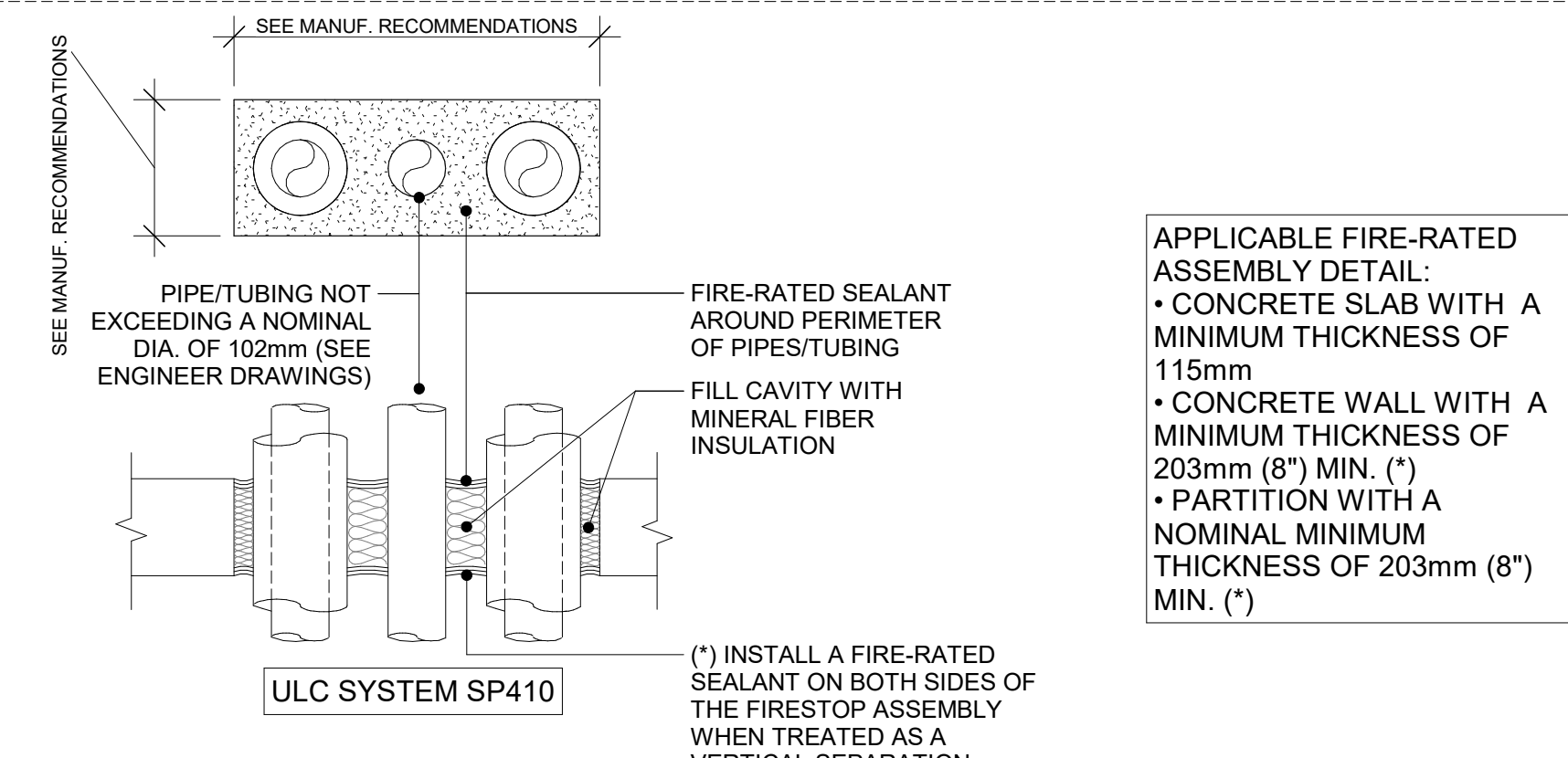
1 VERTICAL FIRE-RATED GYPSUM WALL BOARD ASSEMBLY - ULC SP234
A501 1: 10



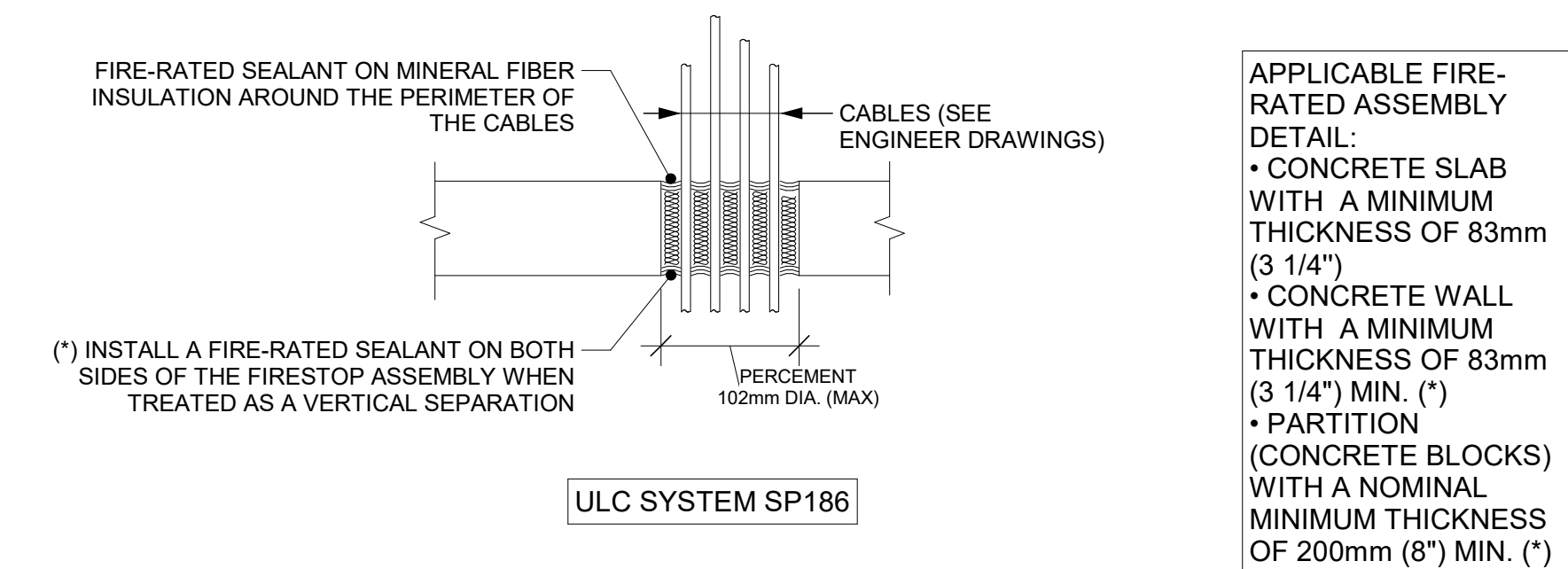
2 HORIZONTAL FIRE-RATED ASSEMBLY AT FLOOR DRAIN
A501 1: 10



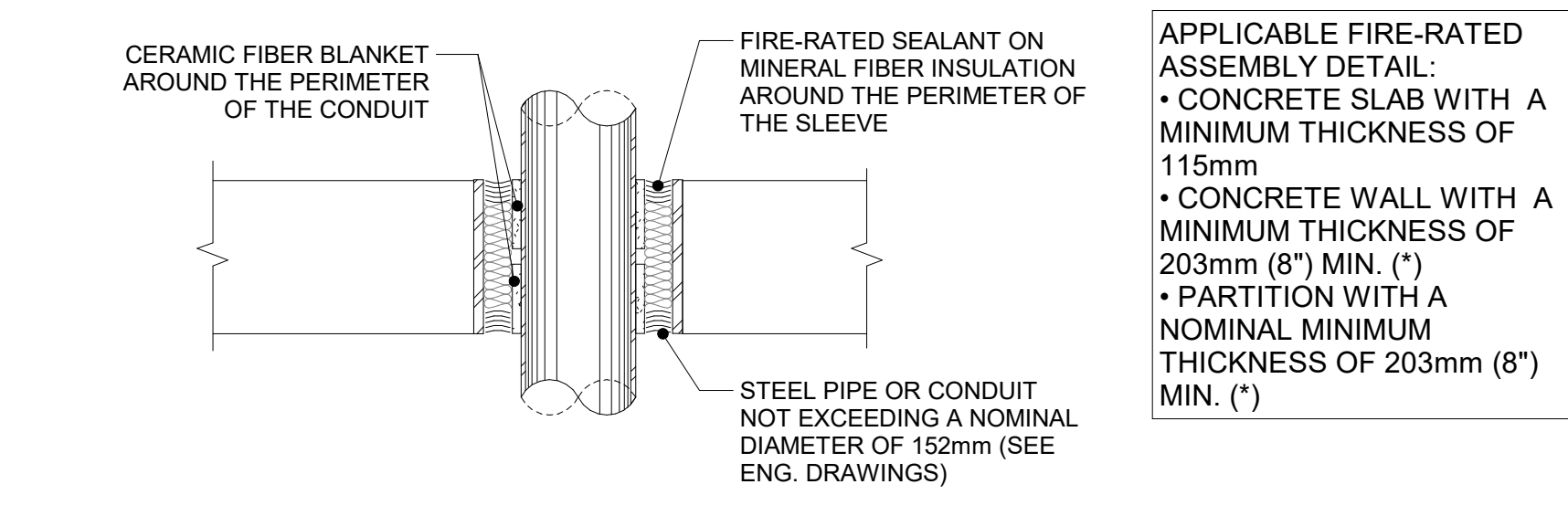
4 VERTICAL FIRE-RATED GYPSUM WALL BOARD ASSEMBLY - ULC SP1034
A501 1: 10



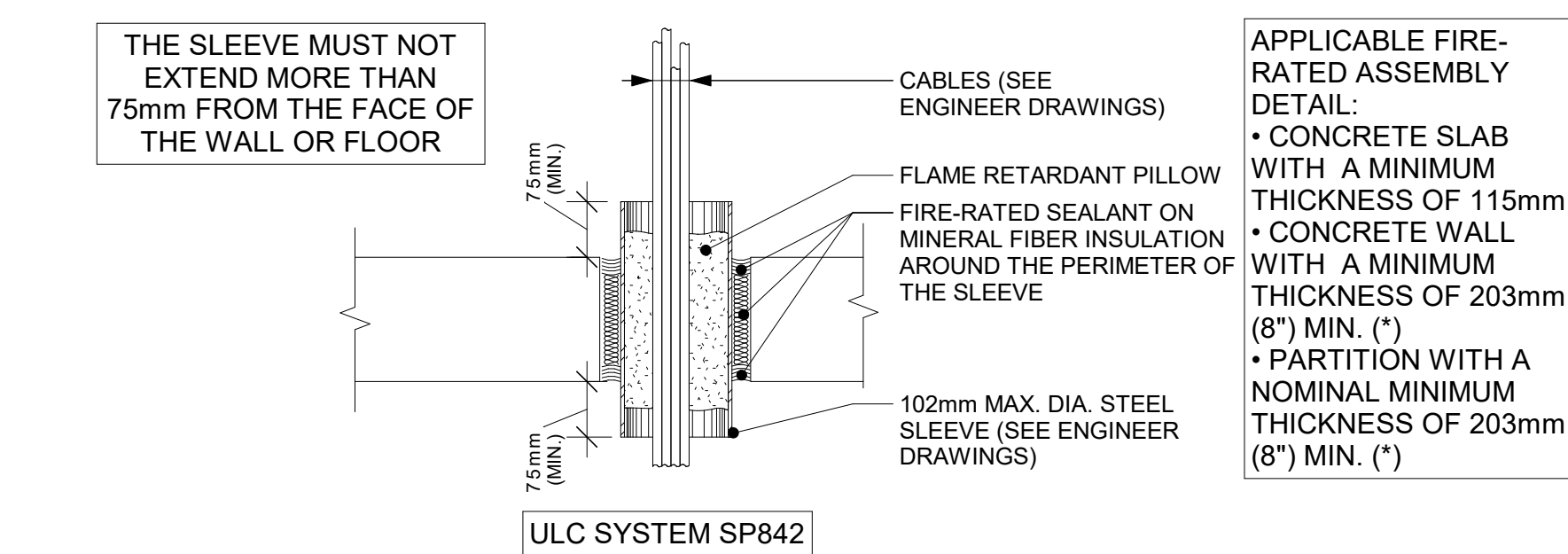
5 FIRE-RATED HOR./VERT. ASSEMBLY WITH PIPES AND TUBING - ULC SP410
A501 1: 10



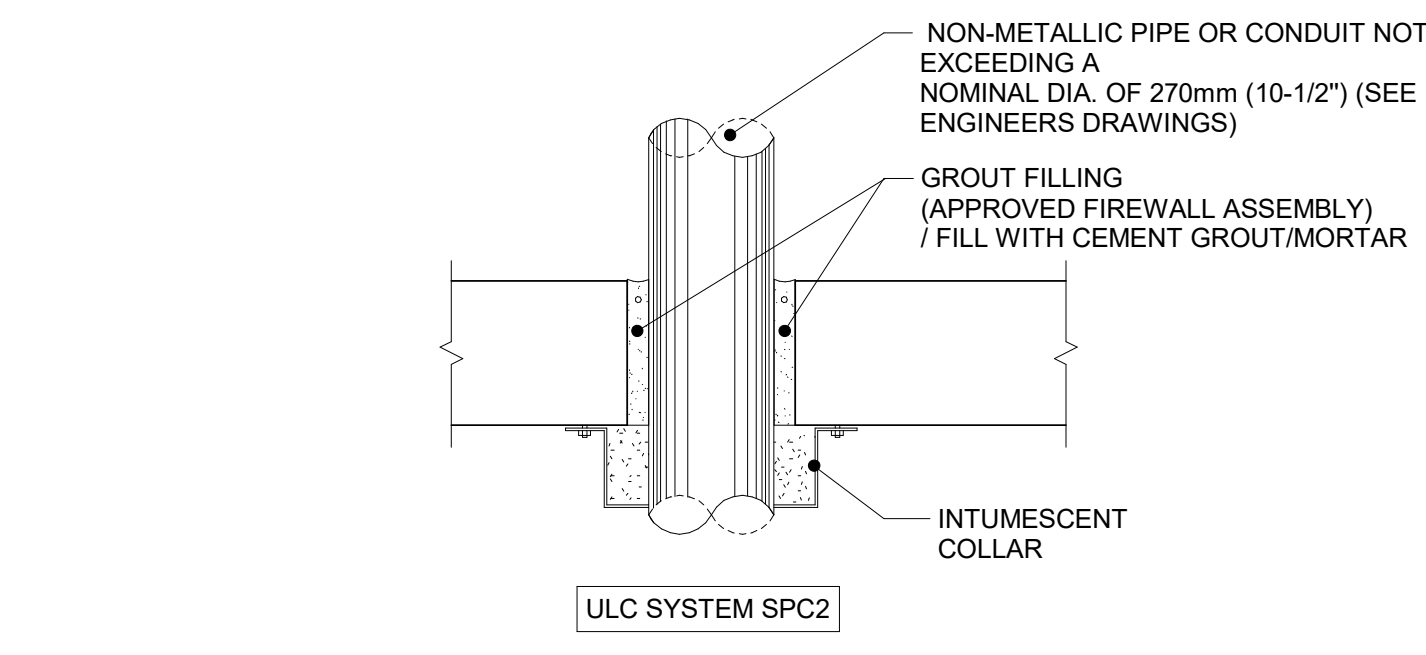
7 HOR./VERT. FIRE-RATED ASSEMBLY AT CABLES PENETRATIONS
A501 1: 10



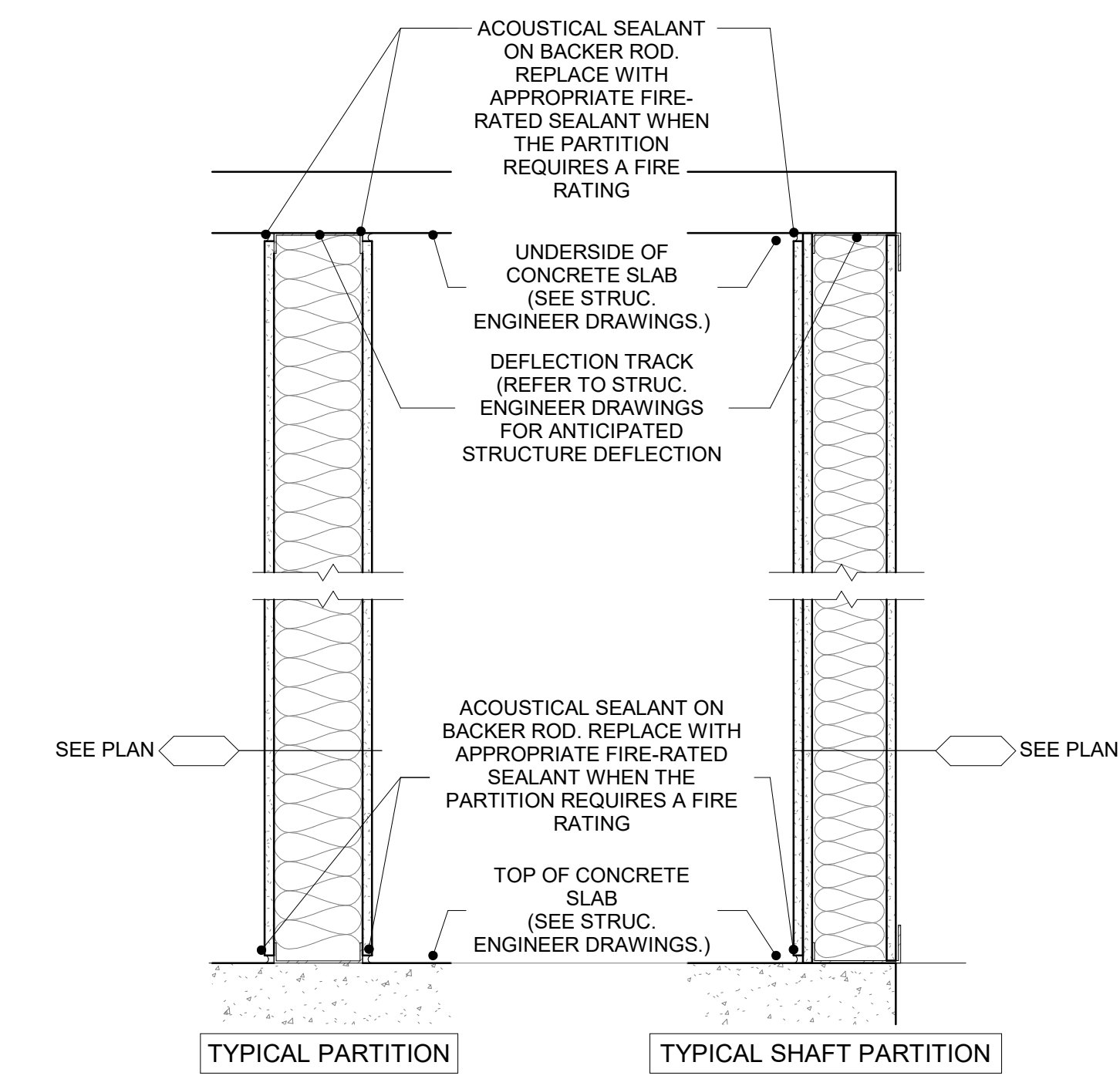
8 HOR./VERT. FIRE-RATED ASSEMBLY WITH SLEEVE
A501 1: 10



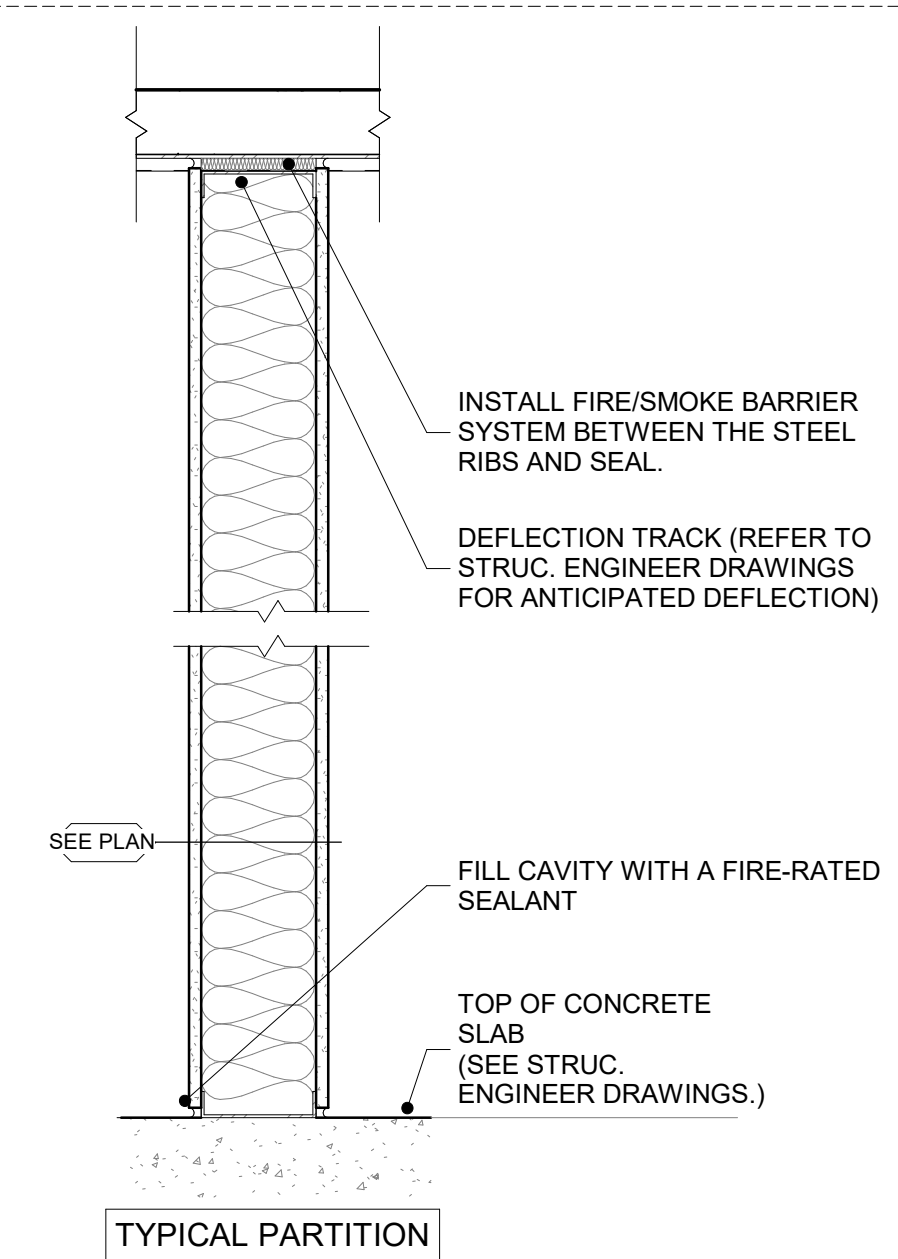
10 HOR./VERT. FIRE-RATED ASSEMBLY WITH CABLES WITHIN STEEL SLEEVES
A501 1: 10



11 HORIZONTAL FIRE-RATED ASSEMBLY WITH NON-METALLIC PIPES
A501 1: 10



6 DEFLECTION TRACK TYPICAL DETAIL - SECTION
A501 1: 10



9 JUNCTION OF ULC PARTITION WITH BOTTOM OF CONCRETE SLAB
A501 1: 10

KEY PLAN / PLAN CLÉ :



CLIENT :

BOUSADA

30 Auriga Drive, Nepean, K2E 8B7
Tel : XXX-XXX-XXXX | www.WEBSITE.com

1.3	ISSUED FOR 99%	23-01-16
1.2	ISSUED FOR 90%	22-12-22
1.1	ISSUED FOR 66%	22-11-29
revision	description	date

PROJECT NAME / NOME DU PROJET :

30 Auriga

DRAWING NAME / NOM DU DESSIN :
TYPICAL INTERIOR DETAILS

DRAWING INFORMATION / INFORMATION DU DESSIN :

PROJECT NO. / NO. DE PROJET :	22096
DATE :	08/29/22
DRAWN BY / DESSINÉ PAR :	Author
REVIEWED BY / VÉRIFIÉ PAR :	Checker
SCALE / ÉCHELLE :	1: 10
PROJECT PHASE / PHASE DU PROJET :	2
DWG NO. / NO. DESSIN :	A501

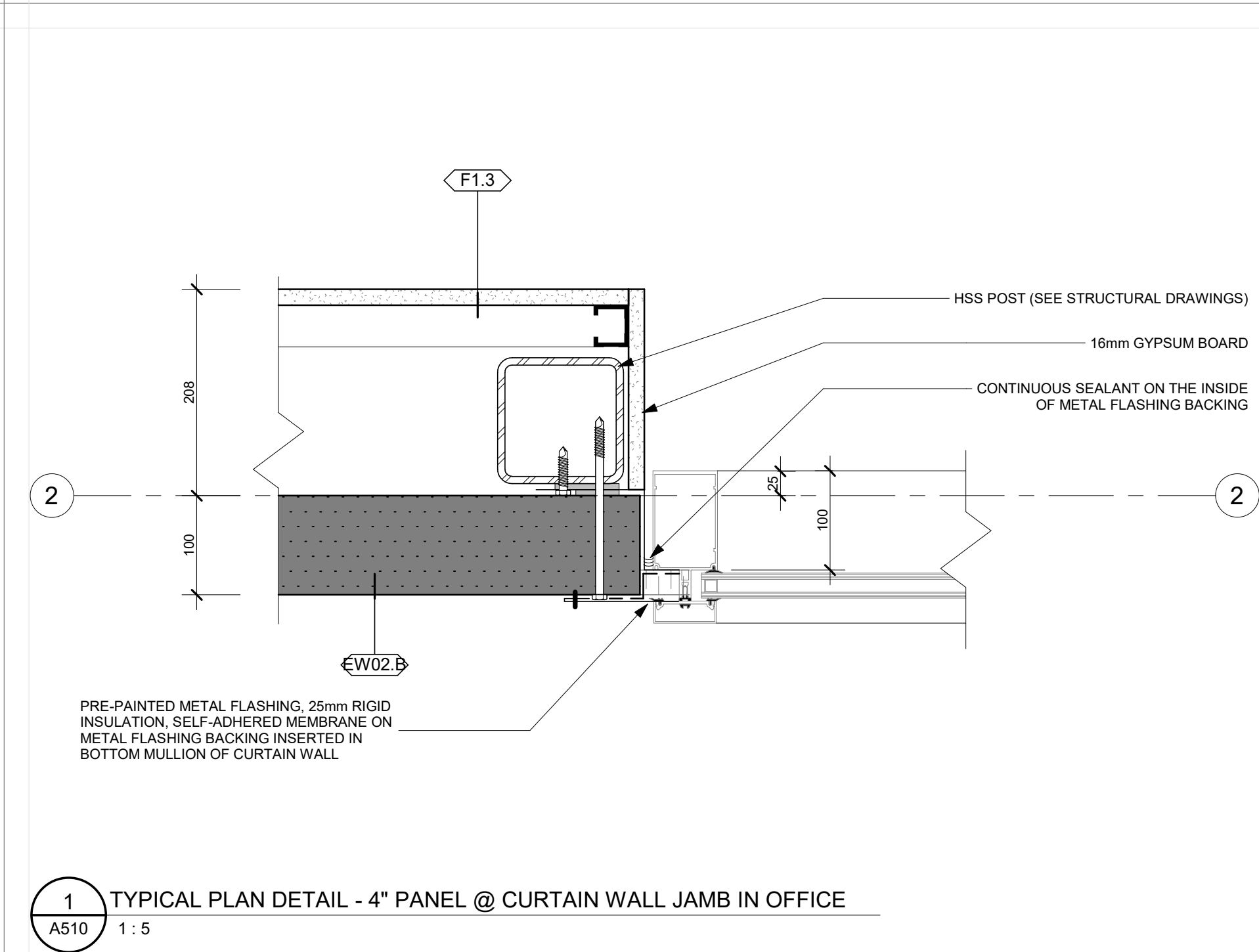
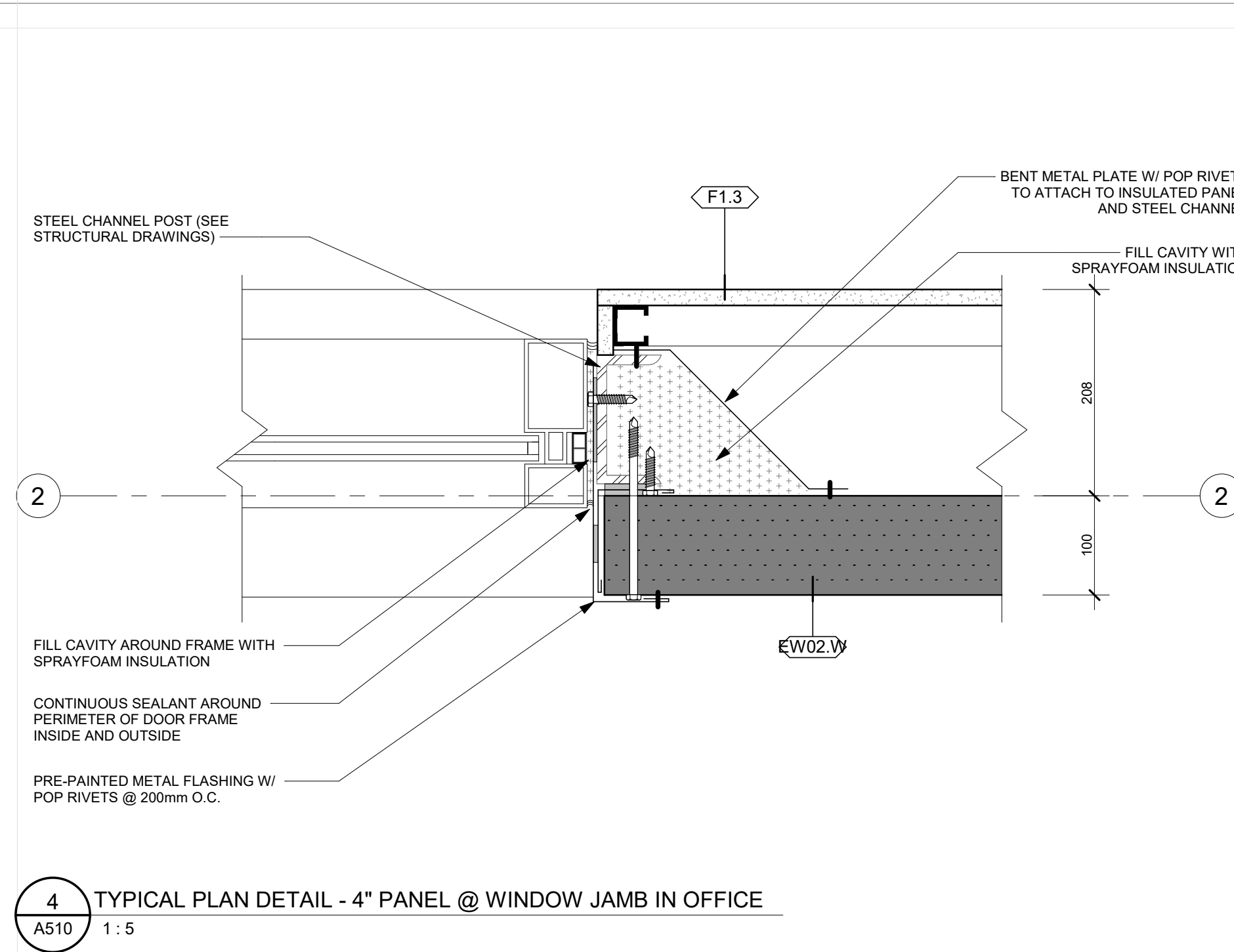
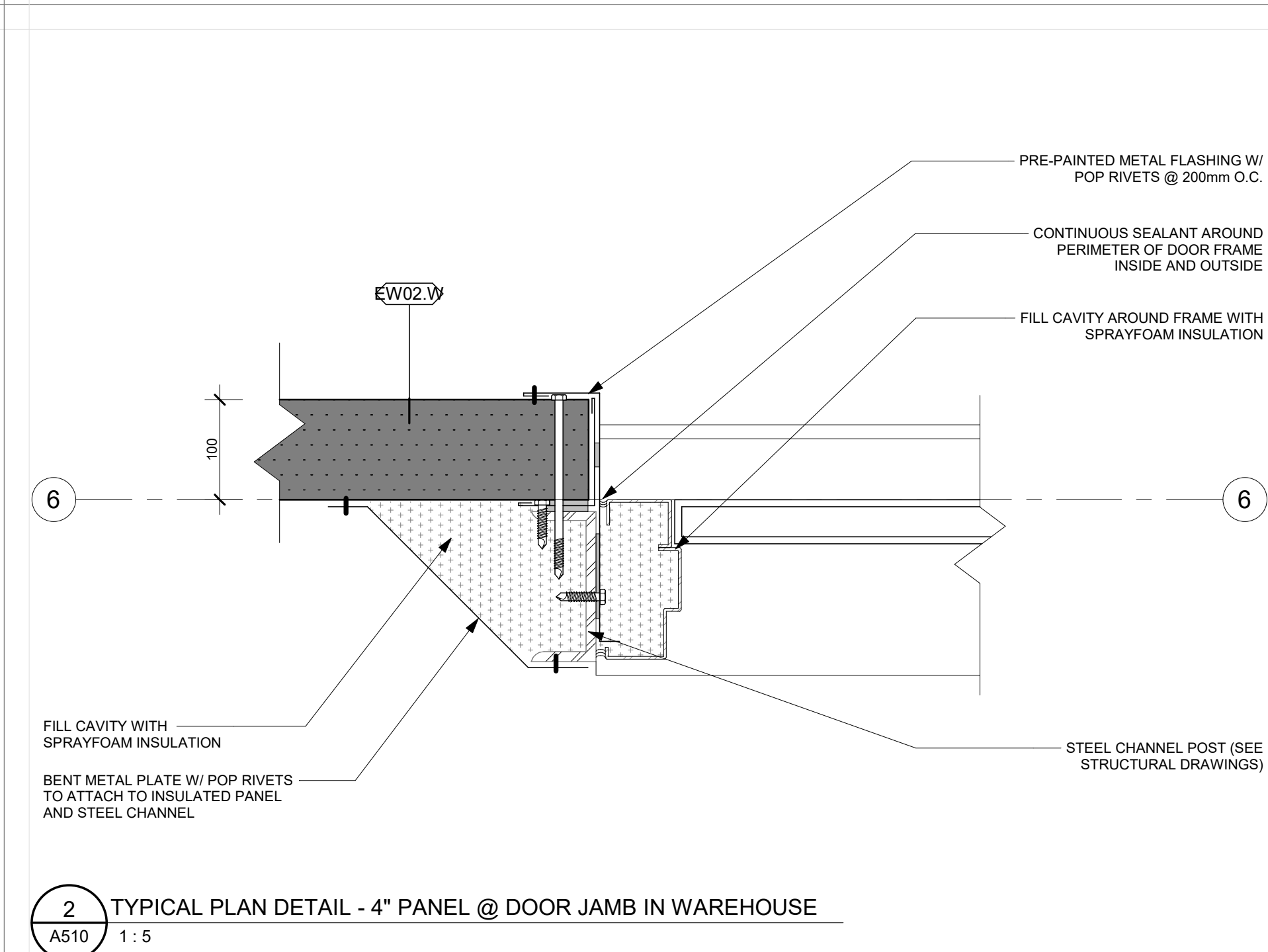
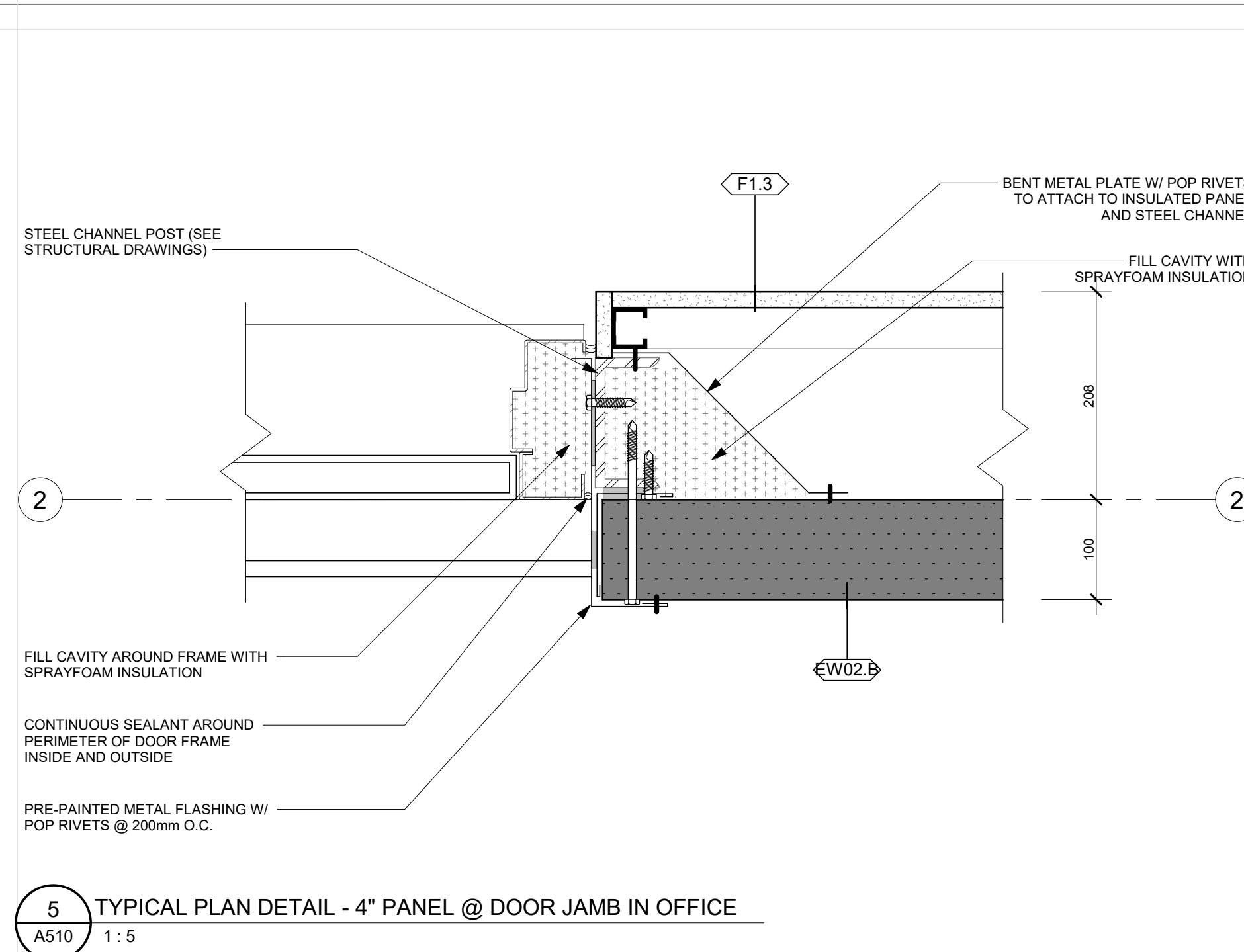
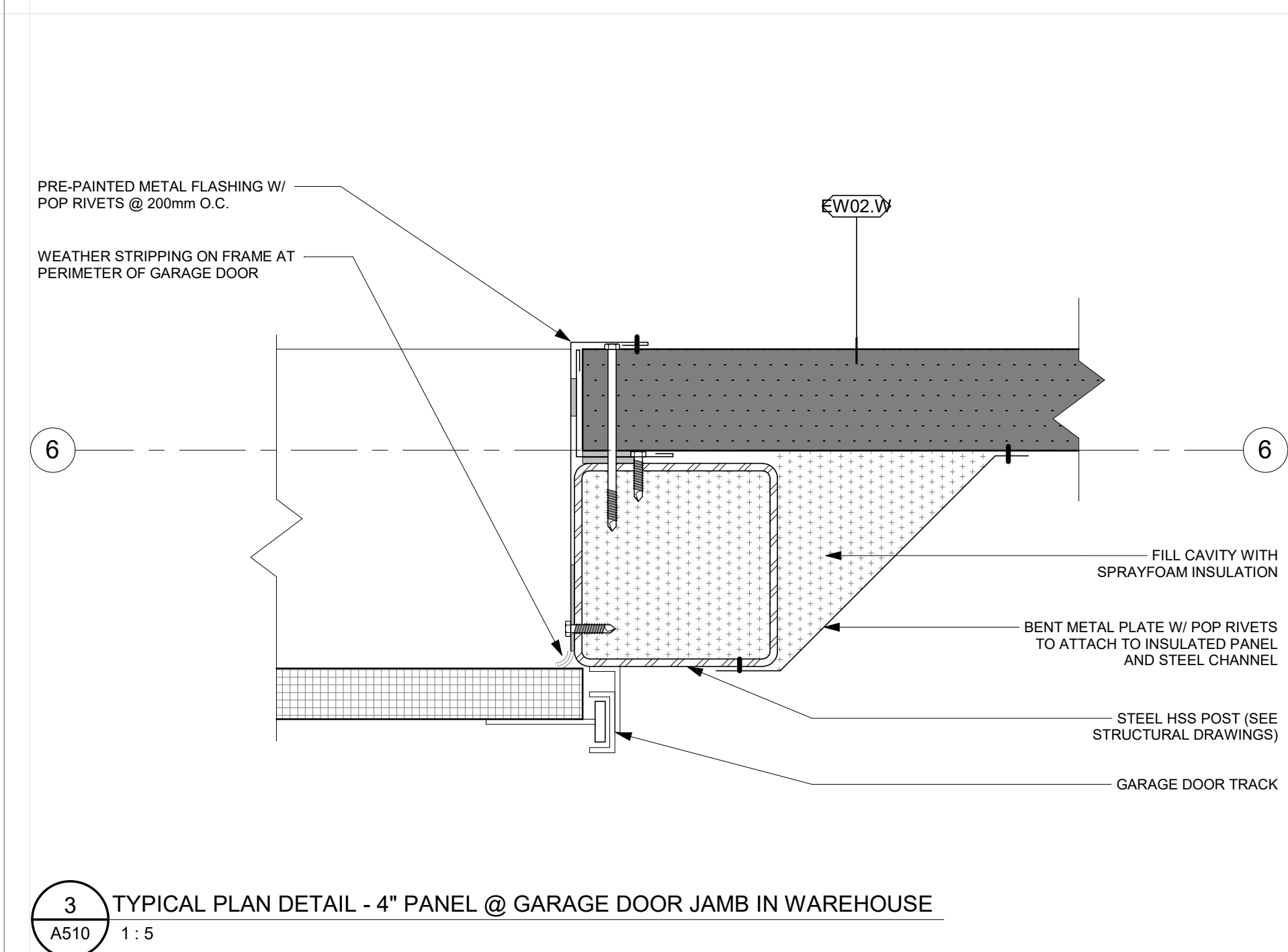
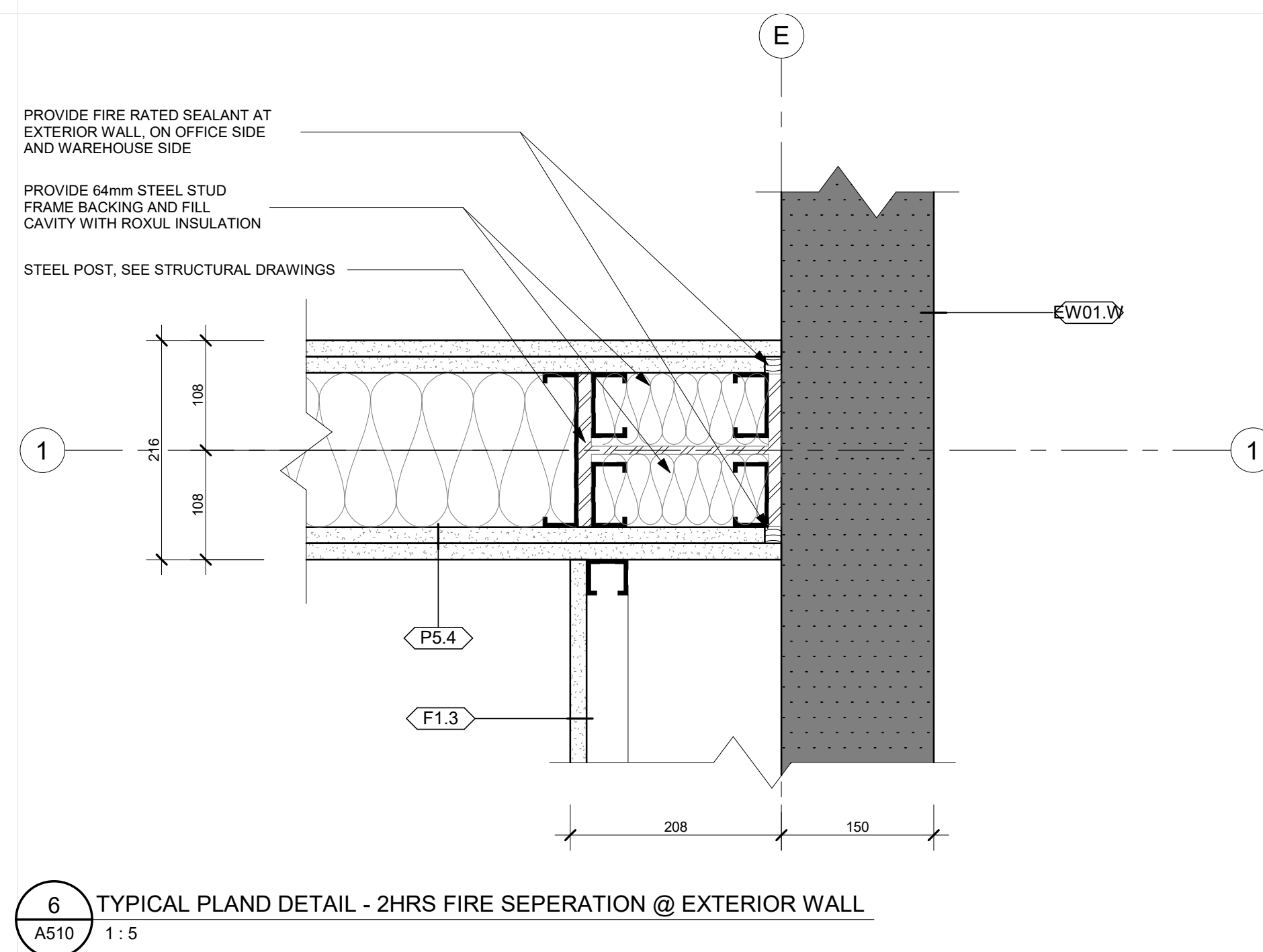
REVISION NO. / NO. DE RÉVISION : 1.3

NOT FOR CONSTRUCTION /
PAS POUR CONSTRUCTION

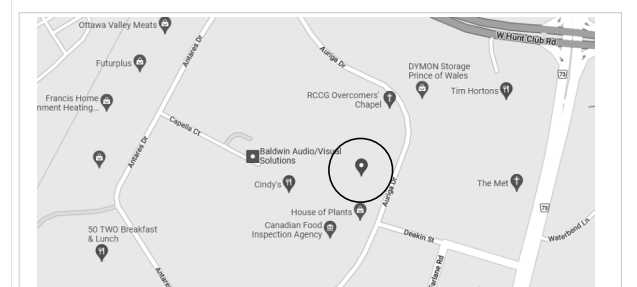
This document and all information herein is confidential and the intellectual property of Rossmann Architecture Inc. It is disclosed in confidence on terms that it will not be disclosed to any third party, used, sold, loaned, licensed, or reproduced in whole or in any part in any manner or form for manufacturing, tending or for any other purpose without the written permission of Rossmann Architecture Inc. The copyright is retained by Rossmann Architecture Inc.

Ce document, ainsi que tous informations contenues a l'intérieur, est la propriété de Rossmann Architecture Inc. Il est divulgué en confidence sous les termes qu'il ne sera pas divulgué a aucun tierce partie, utilisé, vendu, prêté, licencié ou reproduit en son entier ou en partie d'aucune maniere pour la manufacture, soumission ou pour autres fins sans la permission écrite de Rossmann Architecture Inc. Le droit d'auteur est retenu par Rossmann Architecture Inc.

PROJECT TEAM / ÉQUIPE DU PROJET :



KEY PLAN / PLAN CLÉ :



CLIENT :



30 Auriga Drive, Nepean, K2E 8B7
Tel : XXX-XXX-XXXX | www.WEBSITE.com

1.3	ISSUED FOR 99%	23-01-16
1.2	ISSUED FOR 90%	22-12-22
revision	description	date

PROJECT NAME / NOME DU PROJET :

30 Auriga

DRAWING NAME / NOM DU DESSIN :
TYPICAL PLAN DETAILS

DRAWING INFORMATION / INFORMATION DU DESSIN :

PROJECT NO. / NO. DE PROJET :	22096
DATE :	12/14/22
DRAWN BY / DESSINÉ PAR :	Author
REVIEWED BY / VÉRIFIÉ PAR :	Checker
SCALE / ÉCHELLE :	1:5
PROJECT PHASE / PHASE DU PROJET :	2
DWG NO. / NO. DESSIN :	A510

REVISION NO. / NO. DE RÉVISION :	1.3
----------------------------------	-----

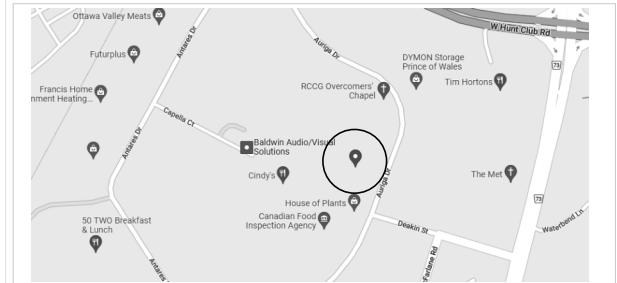
NOT FOR CONSTRUCTION,
PAS POUR CONSTRUCTION

This document and all information herein is confidential and the intellectual property of Rossmann Architecture Inc. It is disclosed in confidence on terms that it will not be disclosed to any third party, used, sold, loaned, licensed, or reproduced in whole or in any part in any manner or form for manufacturing, tendering or for any other purpose without the written permission of Rossmann Architecture Inc. The copyright is retained by Rossmann Architecture Inc.

Ce document, ainsi que tous renseignements contenus a l'intérieur, est la propriété de Rossmann Architecture Inc. Il est divulgué en confidence sous les termes qu'il ne sera pas divulgué a aucun tiers, utilisé, vendu, prêté, licencié ou reproduit en son entier ou en partie d'aucune manière pour la manufacture, soumission ou pour autres fins sans la permission écrite de Rossmann Architecture Inc. Le droit d'auteur est retenu par Rossmann Architecture Inc.

PROJECT TEAM / ÉQUIPE DU PROJET :

KEY PLAN / PLAN CLÉ :



CLIENT :

BOUSADA

30 Auriga Drive, Nepean, K2E 8B7
Tel : XXX-XXX-XXXX | www.WEBSITE.com

1.3	ISSUED FOR 99%	23-01-16
1.2	ISSUED FOR 90%	22-12-22
revision	description	date

PROJECT NAME / NOME DU PROJET :

30 Auriga

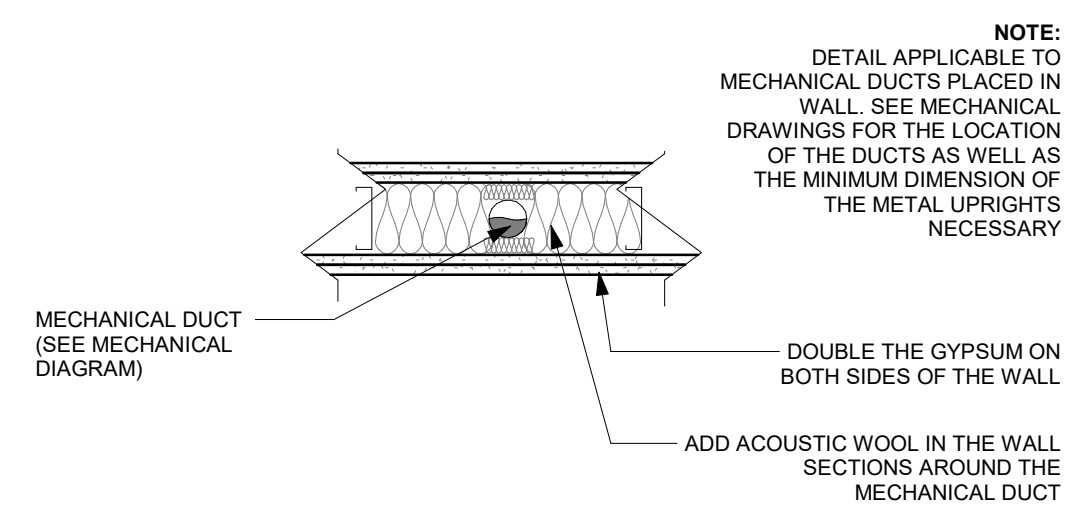
DRAWING NAME / NOM DU DESSIN :

MISC. DETAILS

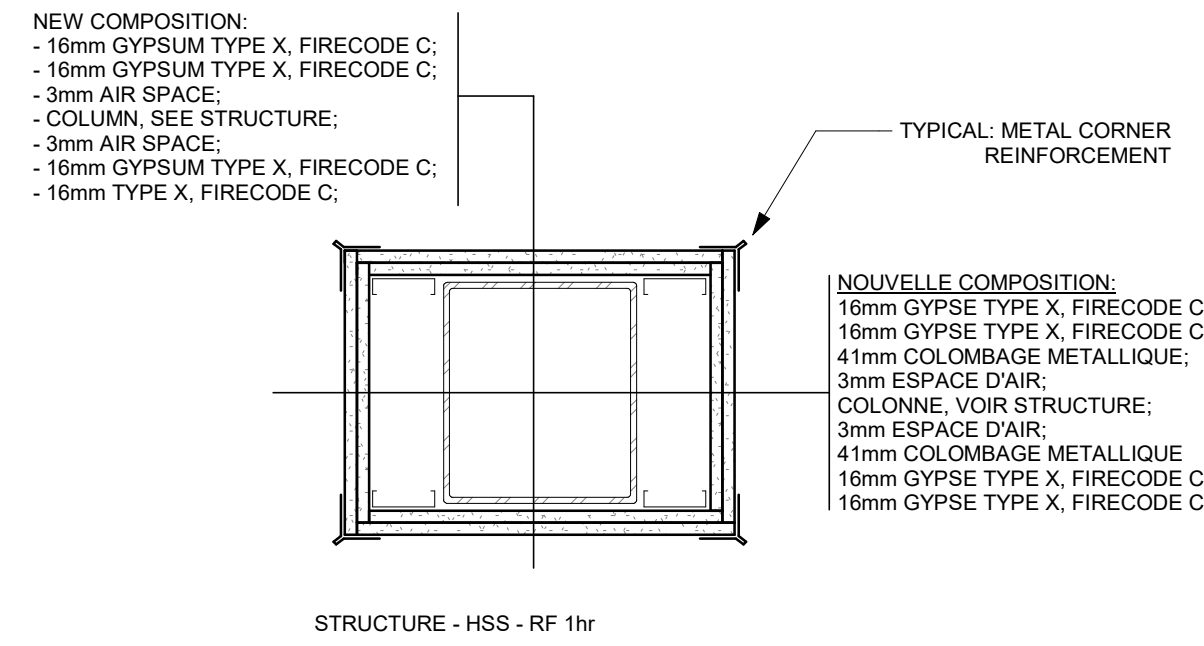
DRAWING INFORMATION / INFORMATION DU DESSIN :

PROJECT NO. / NO. DE PROJET :	22096
DATE :	11/12/21
DRAWN BY / DESSINÉ PAR :	Author
REVIEWED BY / VÉRIFIÉ PAR :	Checker
SCALE / ÉCHELLE :	1 : 10
PROJECT PHASE / PHASE DU PROJET :	2
DWG NO. / NO. DESSIN :	A520

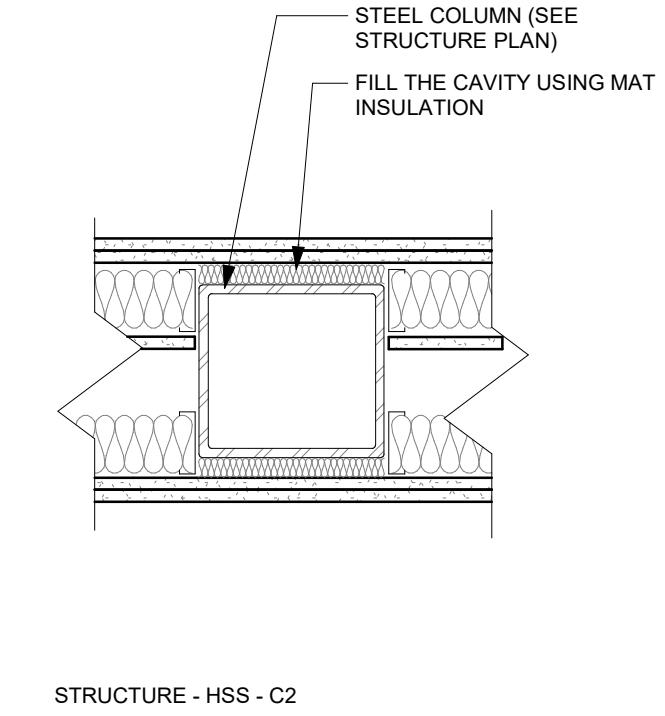
REVISION NO. / NO. DE RÉVISION : 1.3



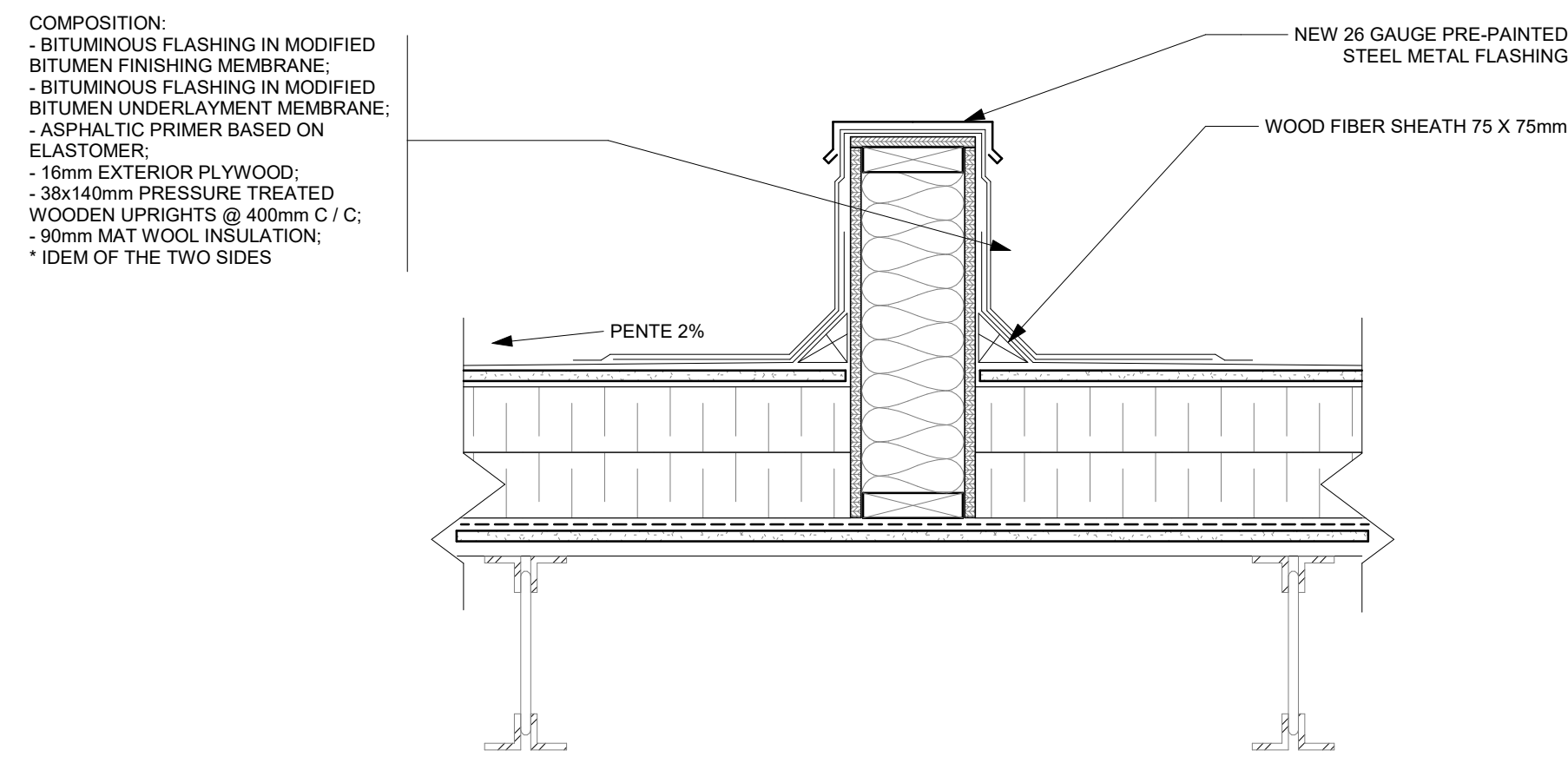
1 ACOUSTIC CONDUCTED INTO THE WALL
A520 1 : 10



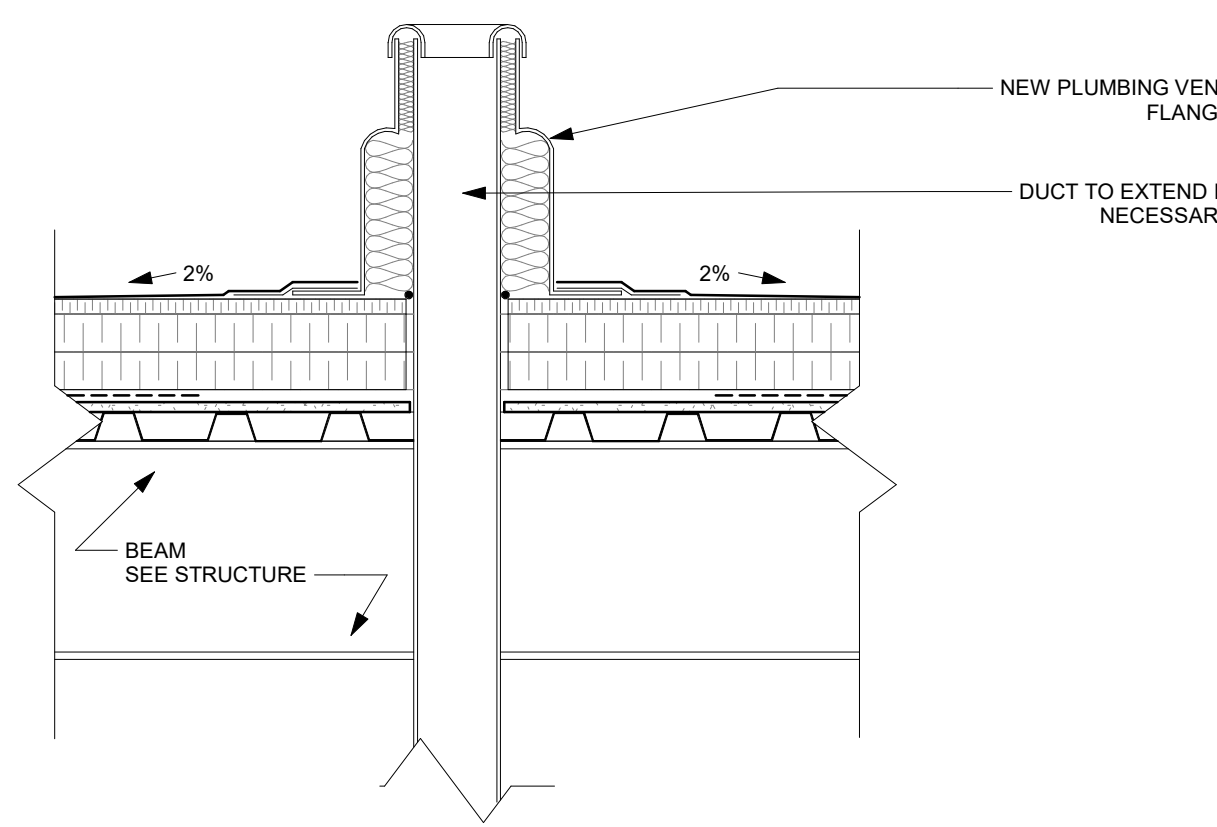
2 RAI DRAFTING (A862) 42 EN
A520 1 : 10



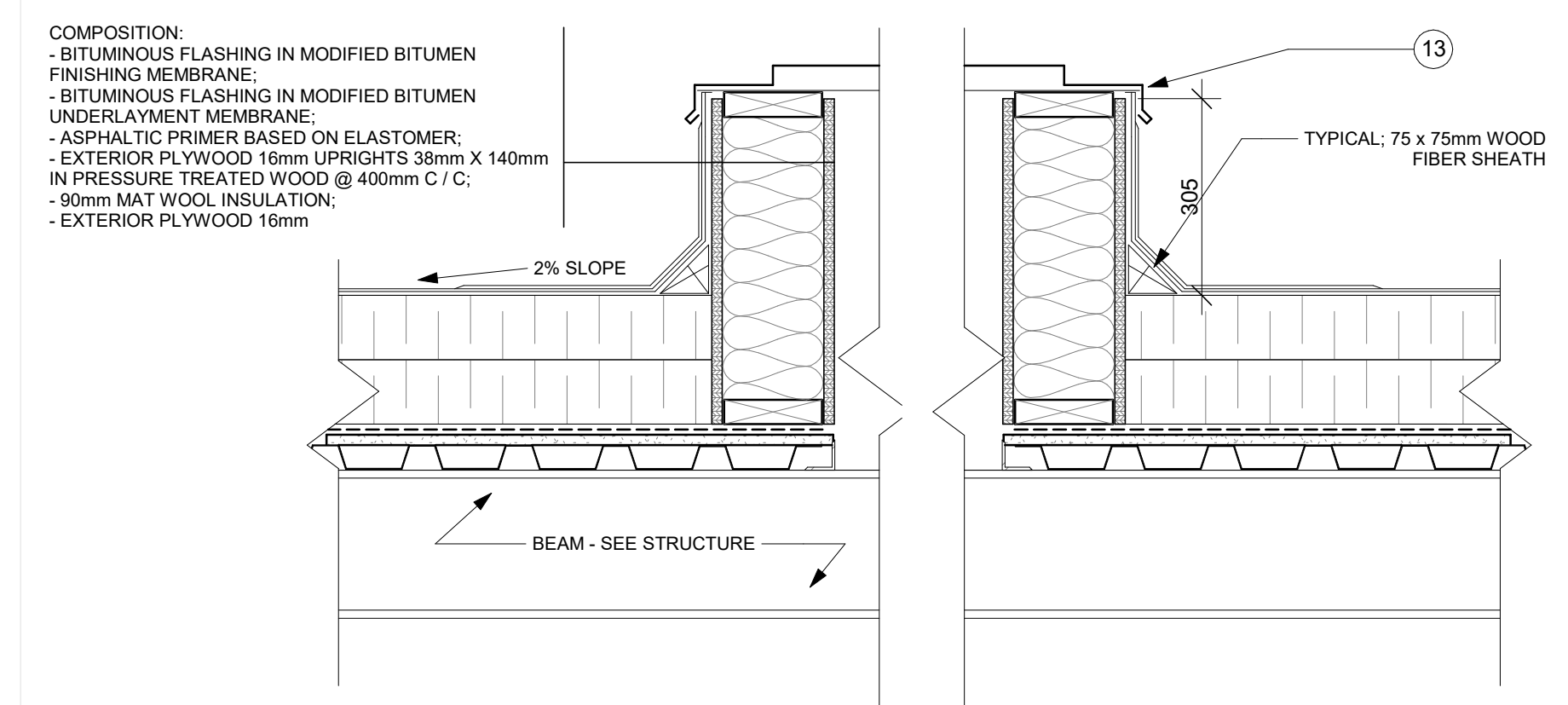
3 RAI DRAFTING (A862) 43 EN
A520 1 : 10



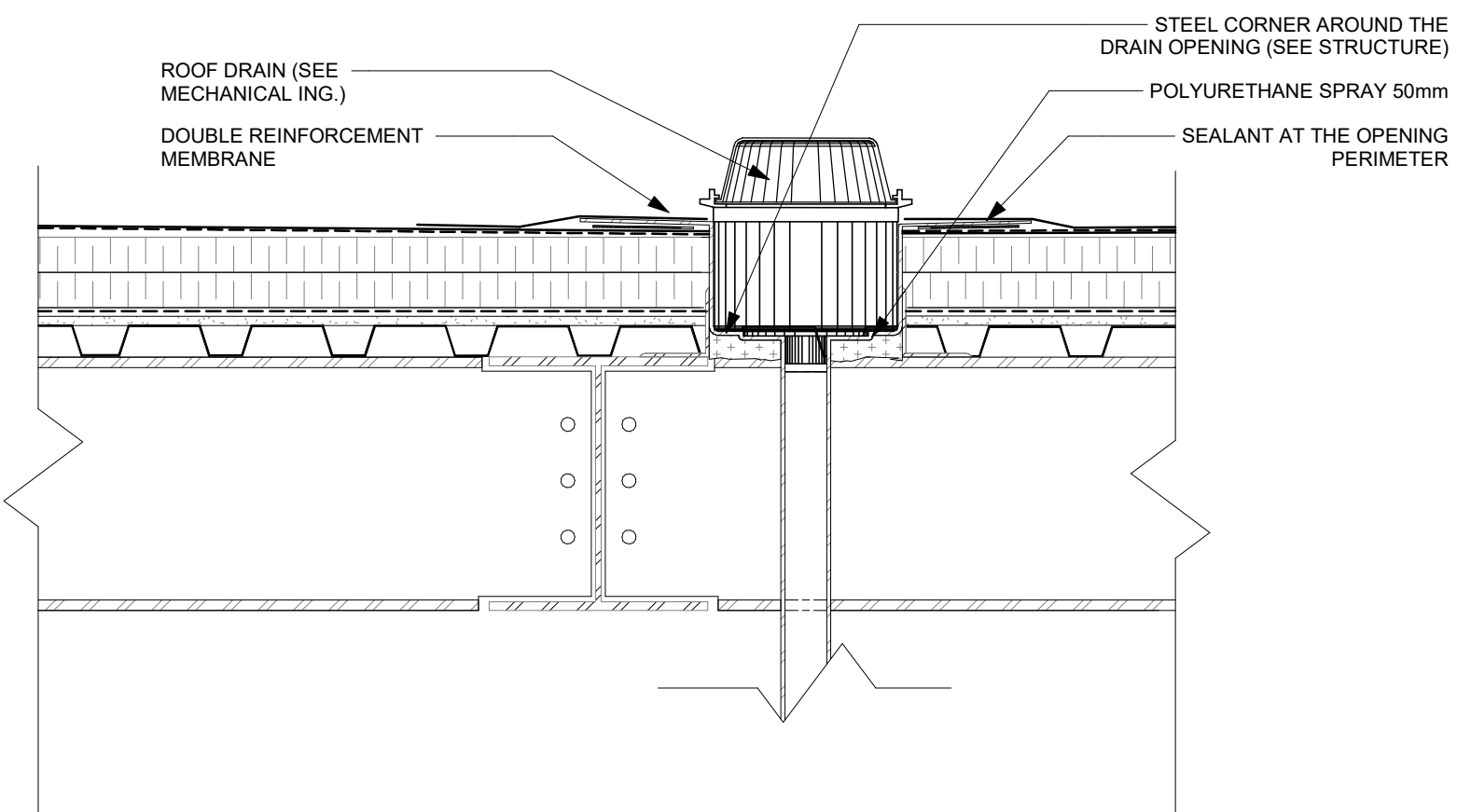
4 CONTROL JOINT
A520 1 : 10



5 PLUMBING VENT
A520 1 : 10



6 MECHANICAL BASE
A520 1 : 10



7 VENT OUTLET
A520 1 : 10

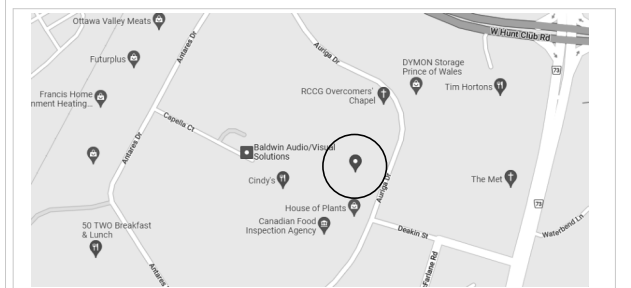
NOT FOR CONSTRUCTION /
PAS POUR CONSTRUCTION

This document and all information herein is confidential and the intellectual property of Rossmann Architecture Inc. It is disclosed in confidence on terms that it will not be disclosed to any third party, used, sold, loaned, licensed, or reproduced in whole or in any part in any manner or form for manufacturing, rendering or for any other purpose without the written permission of Rossmann Architecture Inc. The copyright is retained by Rossmann Architecture Inc.

Ce document, ainsi que tous renseignements contenus a l'intérieur, est la propriété de Rossmann Architecture Inc. Il est divulgué en confiance sous les termes qu'il ne sera pas divulgué a aucun tiers, utilisé, vendu, prêté, licencié ou reproduit en son entier ou en partie d'aucune manière pour la manufacture, soumission ou pour autres fins sans la permission écrite de Rossmann Architecture Inc. Le droit d'auteur est retenu par Rossmann Architecture Inc.

PROJECT TEAM / ÉQUIPE DU PROJET :

KEY PLAN / PLAN CLÉ :



CLIENT :

BOUSADA

30 Auriga Drive, Nepean, K2E 8B7
Tel : XXX-XXX-XXXX | www.WEBSITE.com

1.3 ISSUED FOR 99% 23-01-16
1.2 ISSUED FOR 90% 22-12-22

PROJECT NAME / NOM DU PROJET :

30 Auriga

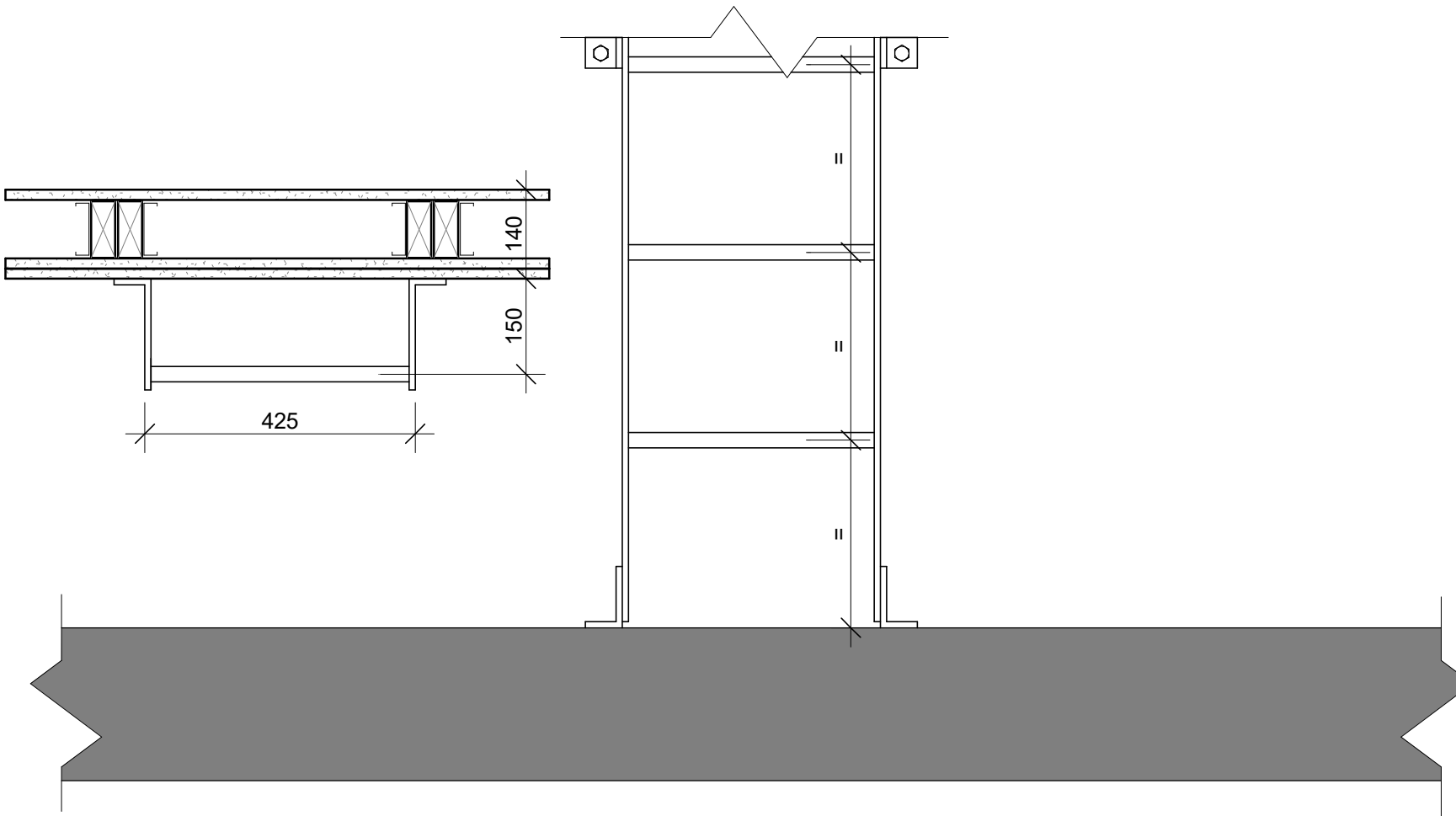
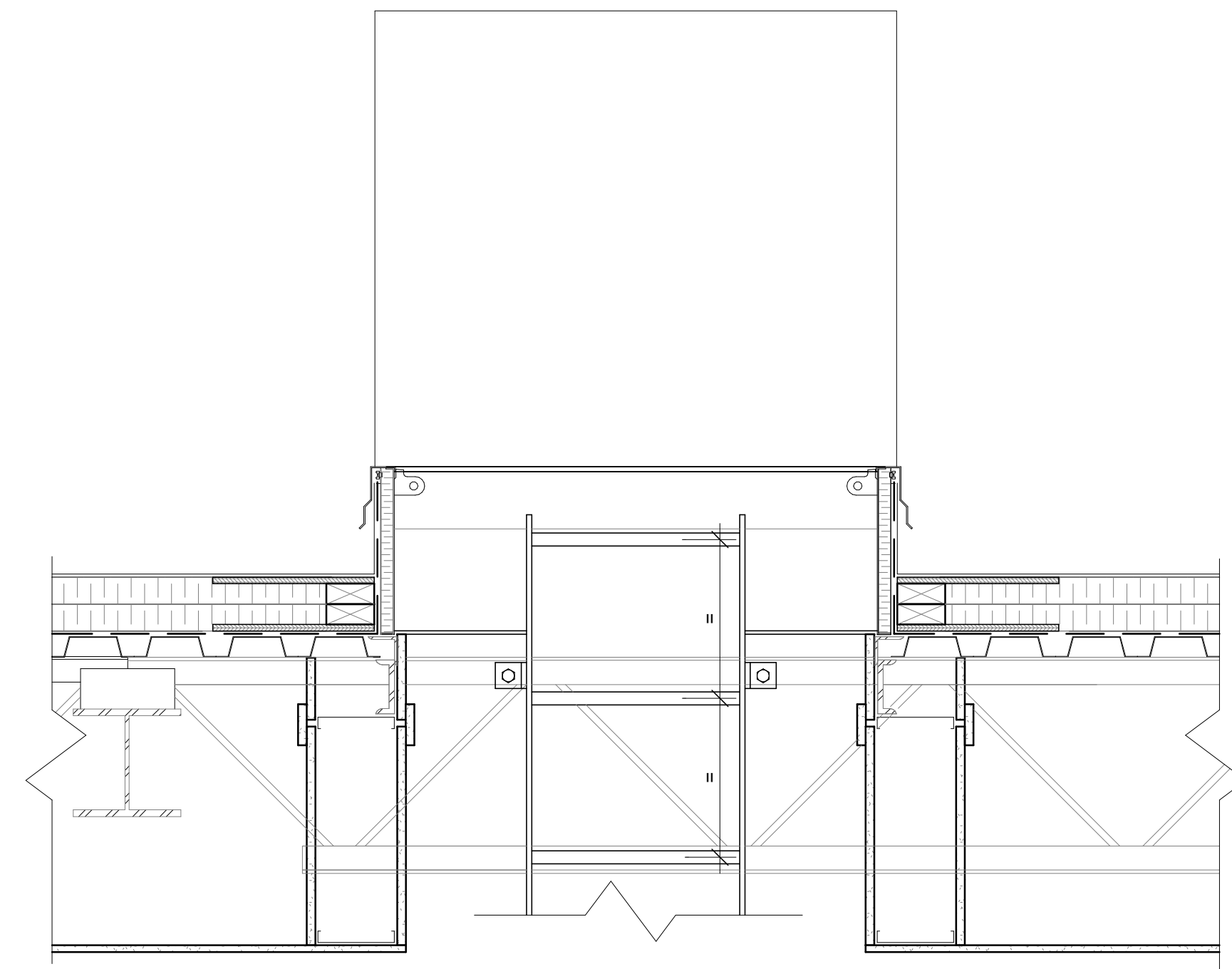
DRAWING NAME / NOM DU DESSIN :

ROOF DETAILS

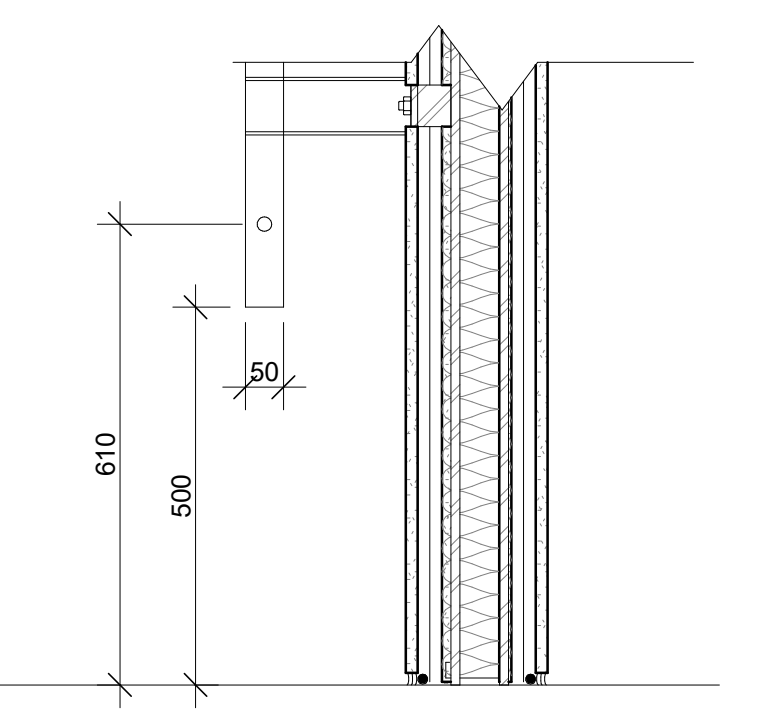
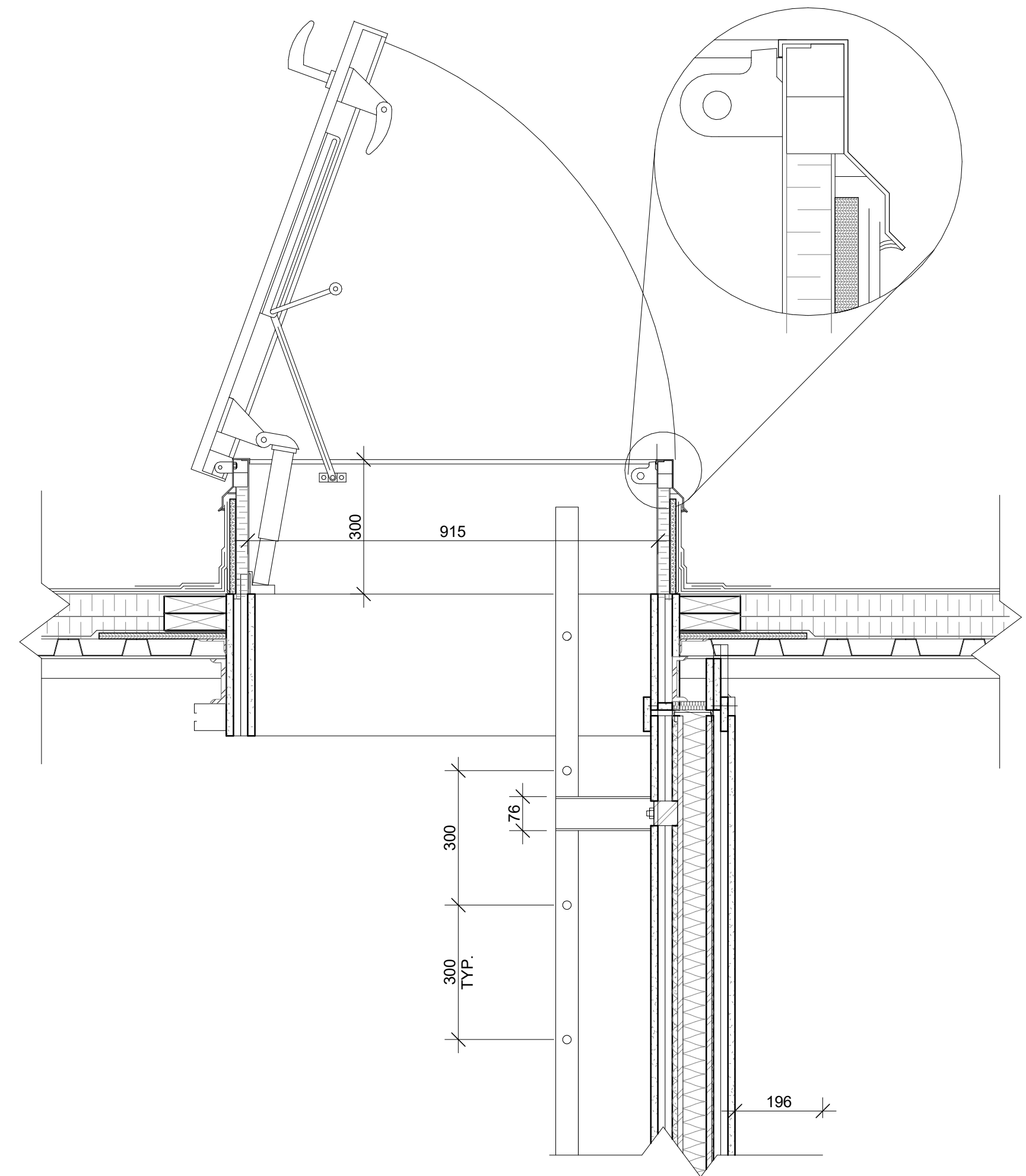
DRAWING INFORMATION /
INFORMATION DU DESSIN :

PROJECT NO. / NO. DE PROJET : **22096**
DATE : **10/28/20**
DRAWN BY / DESSINÉ PAR : **Author**
REVIEWED BY / VÉRIFIÉ PAR : **Checker**
SCALE / ÉCHELLE : **As indicated**
PROJECT PHASE / PHASE DU PROJET : **2**
DWG NO. / NO. DESSIN : **A521**

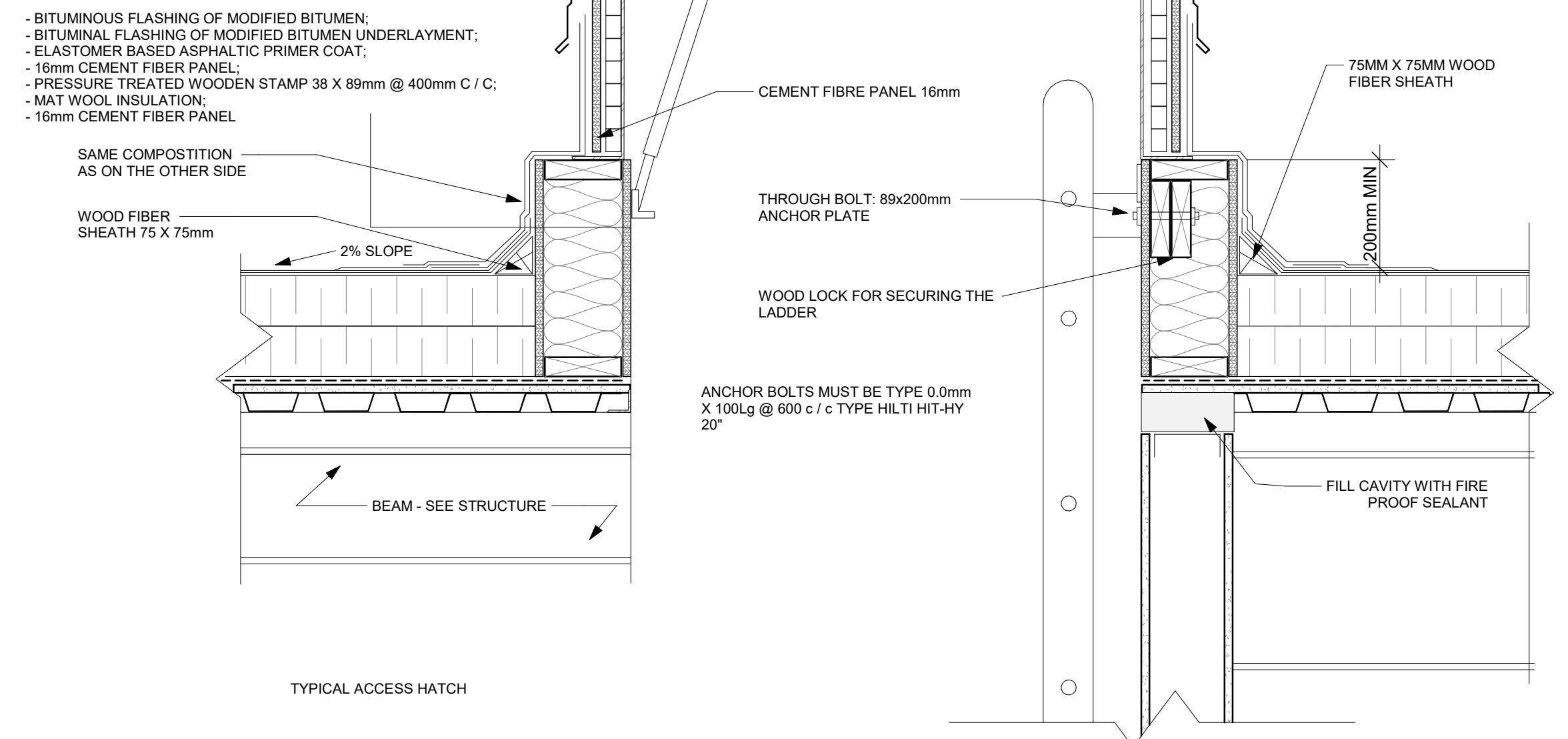
REVISION NO. / NO. DE RÉVISION : **1.3**



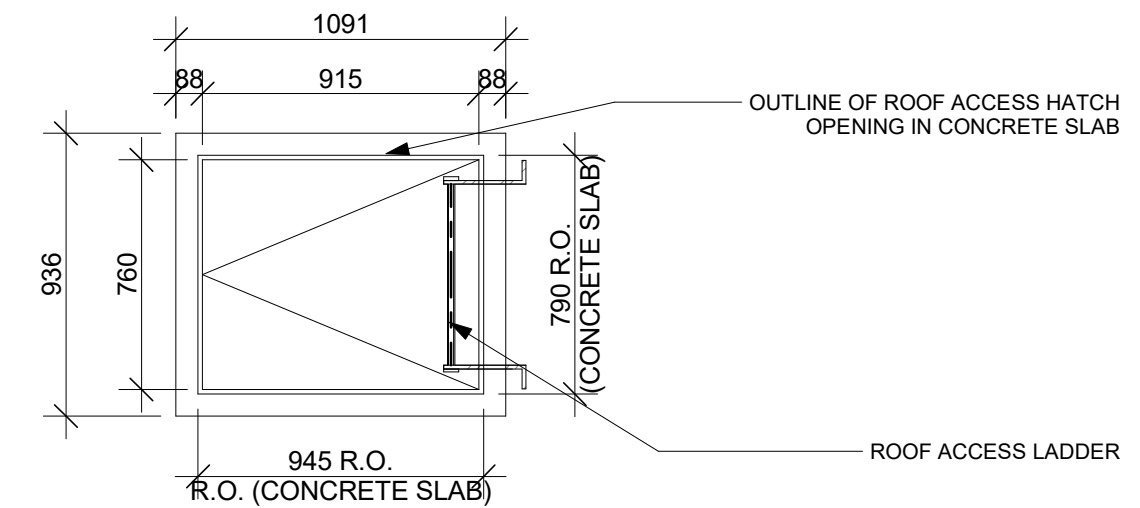
1 ROOF HATCH SECTION 1
A521 1 : 10



2 ROOF HATCH SECTION 3
A521 1 : 10



3 ROOF HATCH SECTION 2
A521 1 : 10



4 ROOF HATCH
A521 1 : 25




NOT FOR CONSTRUCTION /
PAS POUR CONSTRUCTION

This document and all information herein is confidential and the intellectual property of Rossmann Architecture Inc. It is disclosed in confidence on terms that it will not be disclosed to any third party, used, sold, loaned, licensed, or reproduced in whole or in any part in any manner or form for manufacturing, tending or for any other purpose without the written permission of Rossmann Architecture Inc. The copyright is retained by Rossmann Architecture Inc.





Ce document, ainsi que tous informations contenues à l'intérieur, est la propriété de Rossmann Architecture Inc. Il est divulgué en confiance sous les termes qu'il ne sera pas divulgué à aucun tiers, utilisé, vendu, prêté, licencié ou reproduit en son entier ou en partie d'aucune manière pour la manufacture, soumission ou pour autres fins sans la permission écrite de Rossmann Architecture Inc. Le droit d'auteur est retenu par Rossmann Architecture Inc.

PROJECT TEAM / ÉQUIPE DU PROJET :

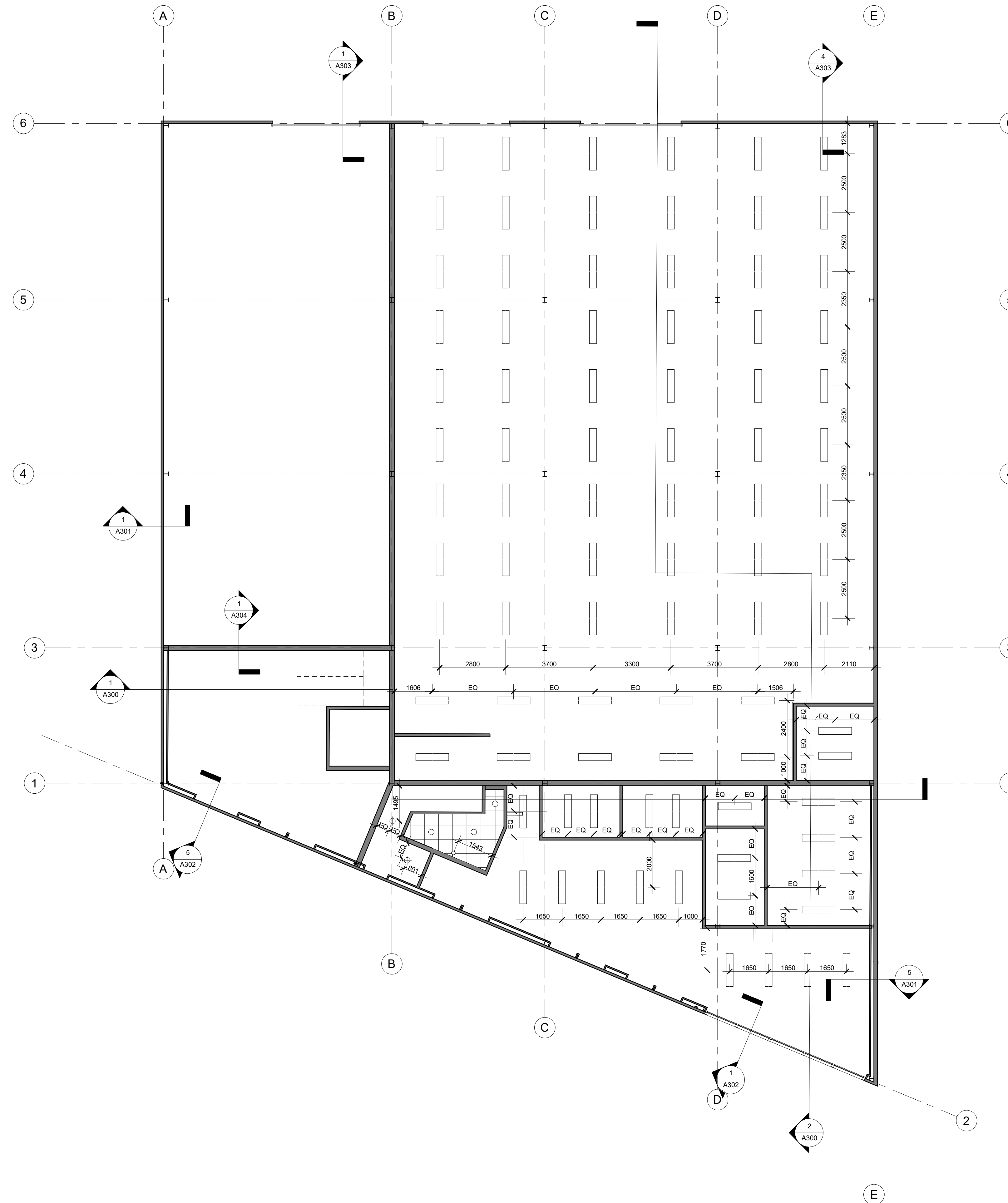
LÉGENDE

-  GYPSUM BOARD CEILING
-  ACOUSTICAL CEILING TILES - SUSPENDED
-  NO CEILING REQUIRED
EXPOSED STRUCTURE PAINTED BLACK
ENSURE SMOOTH SURFACE
FOR PAINTING (APPLIES TO ALL
EXPOSED CONCRETE)

ELECTRICAL SYMBOL LEGEND

-  CEILING MOUNTED LIGHTING FIXTURE
-  RECESSED LIGHTING FIXTURE
-  WALL MOUNTED LIGHTING FIXTURE
-  PENDANT LIGHTING FIXTURE

NOTE:
THE SYMBOLS ABOVE ARE ONLY TO BE USED FOR LOCATING SAID
FIXTURES. REFER TO THE ELECTRICAL DRAWINGS FOR THE
SPECIFICATION OF ALL LIGHTING AND ELECTRICAL FIXTURES



KEY PLAN / PLAN CLÉ :



CLIENT :

BOUSADA

30 Auriga Drive, Nepean, K2E 8B7
Tel : XXX-XXX-XXXX | www.WEBSITE.com

revision	description	date
1.3	ISSUED FOR 99%	23-01-16
1.2	ISSUED FOR 90%	22-12-22
1.1	ISSUED FOR 66%	22-11-29

PROJECT NAME / NOM DU PROJET :

30 Auriga

DRAWING NAME / NOM DU DESSIN :

**REFLECTED CEILING PLAN
- LEVEL 1**

**DRAWING INFORMATION /
INFORMATION DU DESSIN :**

PROJECT NO. / NO. DE PROJET : **22096**
DATE : **2022-11-29**
DRAWN BY / DESSINÉ PAR : **MS**
REVIEWED BY / VÉRIFIÉ PAR : **PP**
SCALE / ÉCHELLE : **1 : 100**
PROJECT PHASE / PHASE DU PROJET : **2**
DWG NO. / NO. DESSIN :

A601

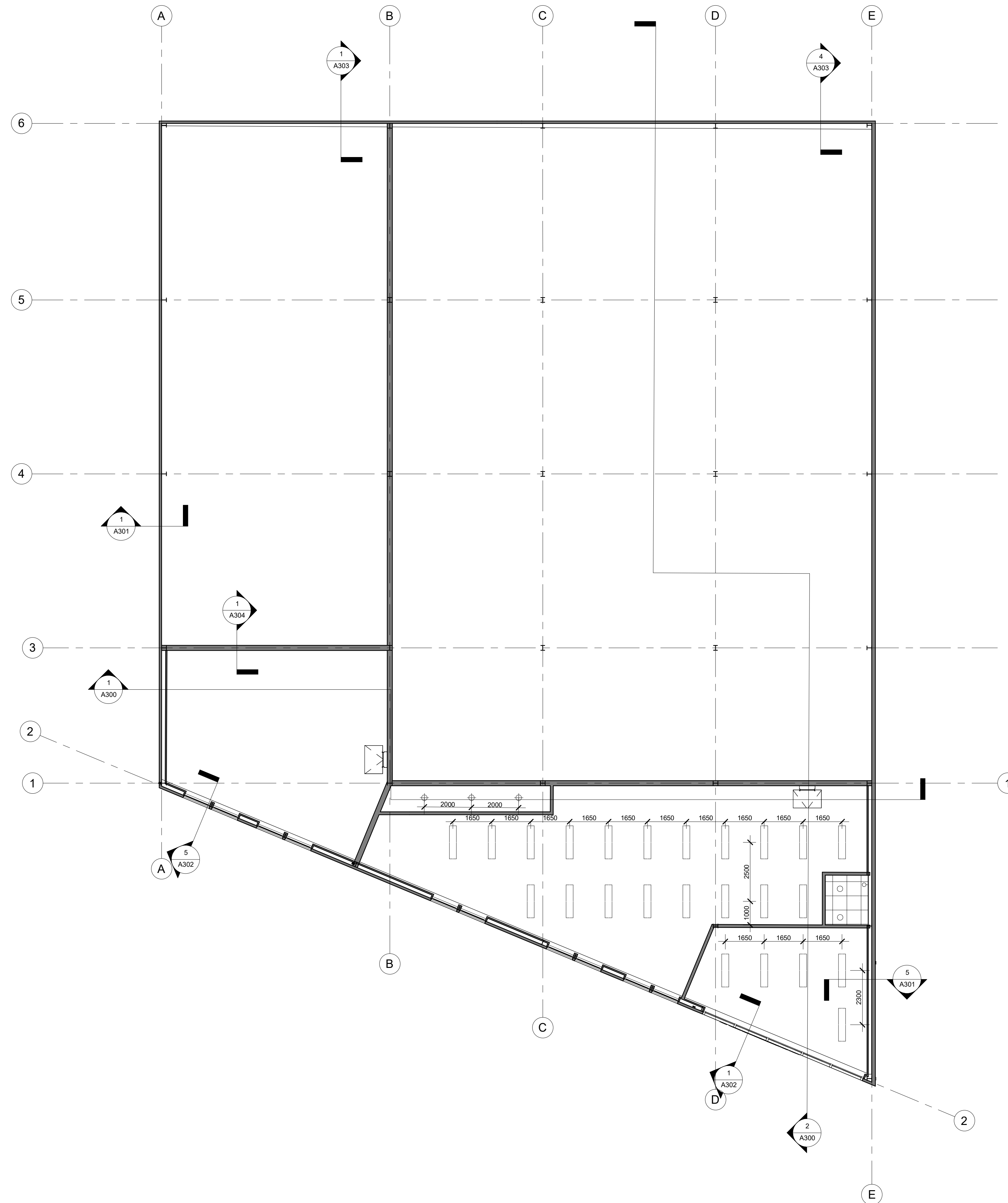
REVISION NO. / NO. DE RÉVISION : **1.3**

NOT FOR CONSTRUCTION /
PAS POUR CONSTRUCTION




This document and all information herein is confidential and the intellectual property of Rossmann Architecture Inc. It is disclosed in confidence on terms that it will not be disclosed to any third party, used, sold, loaned, licensed, or reproduced in whole or in any part in any manner or form for manufacturing, rendering or for any other purpose without the written permission of Rossmann Architecture Inc. The copyright is retained by Rossmann Architecture Inc.

Ce document, ainsi que tous renseignements contenus a l'intérieur, est la propriété de Rossmann Architecture Inc. Il est divulgué en confiance sous les termes qu'il ne sera pas divulgué a aucun tiers, utilisé, vendu, prêté, licencié ou reproduit en son entier ou en partie d'aucune manière pour la manufacture, soumission ou pour autres fins sans la permission écrite de Rossmann Architecture Inc. Le droit d'auteur est retenu par Rossmann Architecture Inc.





PROJECT TEAM / ÉQUIPE DU PROJET :



LÉGENDE

-  GYPSUM BOARD CEILING
-  ACOUSTICAL CEILING TILES - SUSPENDED
-  NO CEILING REQUIRED
EXPOSED STRUCTURE PAINTED BLACK
ENSURE SMOOTH SURFACE
FOR PAINTING (APPLIES TO ALL
EXPOSED CONCRETE)

ELECTRICAL SYMBOL LEGEND

-  CEILING MOUNTED LIGHTING FIXTURE
-  RECESSED LIGHTING FIXTURE
-  WALL MOUNTED LIGHTING FIXTURE
-  PENDANT LIGHTING FIXTURE

NOTE:
THE SYMBOLS ABOVE ARE ONLY TO BE USED FOR LOCATING SAID
FIXTURES. REFER TO THE ELECTRICAL DRAWINGS FOR THE
SPECIFICATION OF ALL LIGHTING AND ELECTRICAL FIXTURES

KEY PLAN / PLAN CLÉ :



CLIENT :

BOUSADA

30 Auriga Drive, Nepean, K2E 8B7
Tel : XXX-XXX-XXXX | www.WEBSITE.com

revision	description	date
1.3	ISSUED FOR 99%	23-01-16
1.2	ISSUED FOR 90%	22-12-22
1.1	ISSUED FOR 66%	22-11-29

PROJECT NAME / NOM DU PROJET :

30 Auriga

DRAWING NAME / NOM DU DESSIN :

**REFLECTED CEILING PLAN
- LEVEL 2**

DRAWING INFORMATION /
INFORMATION DU DESSIN :

PROJECT NO. / NO. DE PROJET : **22096**
DATE : **2022-11-29**
DRAWN BY / DESSINÉ PAR : **MS**
REVIEWED BY / VÉRIFIÉ PAR : **PP**
SCALE / ÉCHELLE : **1 : 100**
PROJECT PHASE / PHASE DU PROJET : **2**
DWG NO. / NO. DESSIN :

A602

REVISION NO. / NO. DE RÉVISION : **1.3**

NOT FOR CONSTRUCTION /
PAS POUR CONSTRUCTION

This document and all information herein is confidential and the intellectual property of Rossmann Architecture Inc. It is disclosed in confidence on terms that it will not be disclosed to any third party, used, sold, loaned, licensed, or reproduced in whole or in any part in any manner or form for manufacturing, tending or for any other purpose without the written permission of Rossmann Architecture Inc. The copyright is retained by Rossmann Architecture Inc.

Ce document, ainsi que tous informations contenues a l'intérieur, est la propriété de Rossmann Architecture Inc. Il est divulgué en confidence sous les termes qu'il ne sera pas divulgué a aucun tierce partie, utilisé, vendu, prêté, licencié ou reproduit en son entier ou en partie d'aucune maniere pour la manufacture, soumission ou pour autres fins sans la permission écrite de Rossmann Architecture Inc. Le droit d'auteur est retenu par Rossmann Architecture Inc.

PROJECT TEAM / ÉQUIPE DU PROJET :

KEY PLAN / PLAN CLÉ :



CLIENT :

BOUSADA

30 Auriga Drive, Nepean, K2E 8B7
Tel : XXX-XXX-XXXX | www.WEBSITE.com

revision	description	date
1.3	ISSUED FOR 99%	23-01-16
1.2	ISSUED FOR 90%	22-12-22

PROJECT NAME / NOME DU PROJET :

30 Auriga

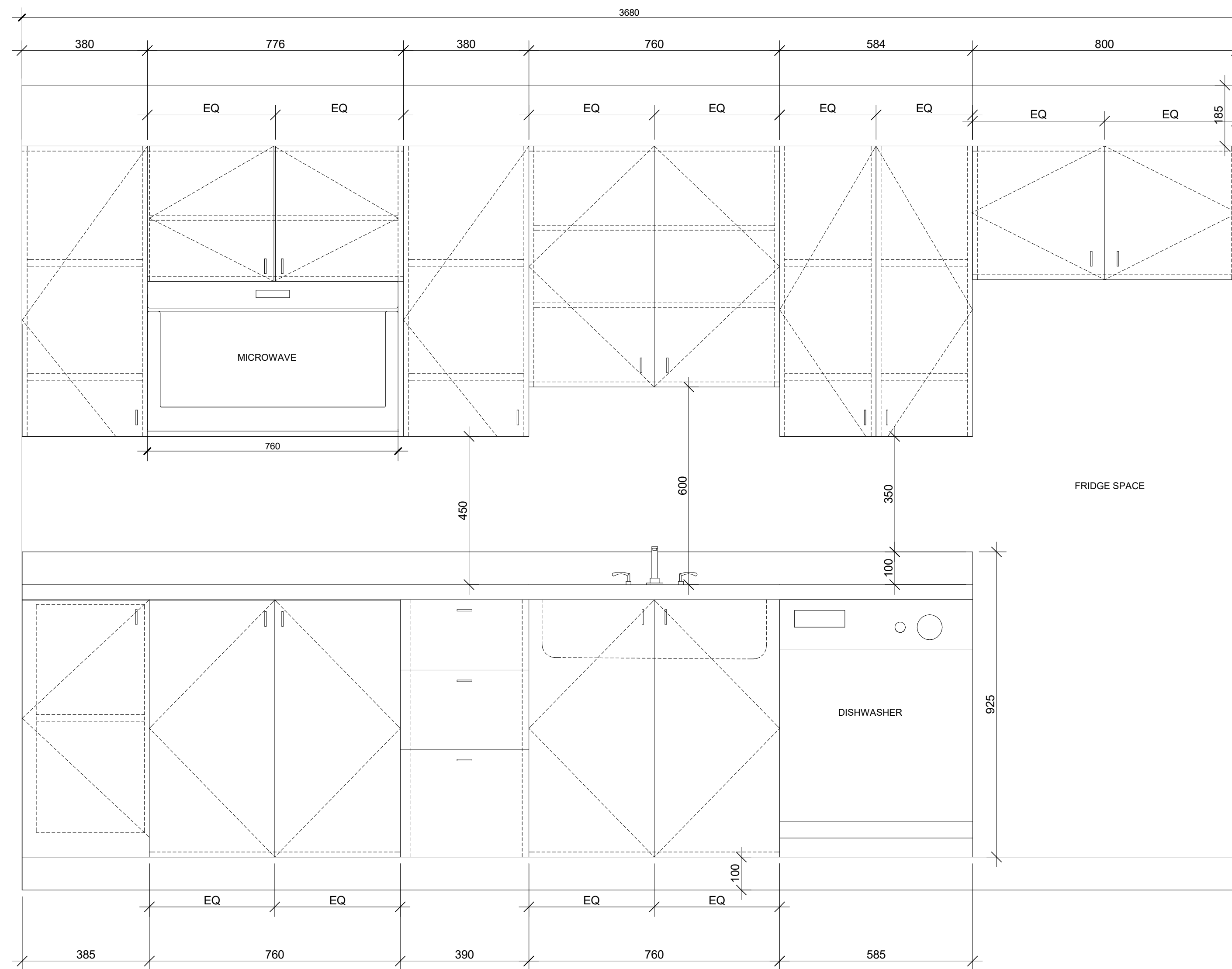
DRAWING NAME / NOM DU DESSIN :
KITCHEN AND LOCKER ELEVATION

DRAWING INFORMATION /
INFORMATION DU DESSIN :

PROJECT NO. / NO. DE PROJET : **22096**
DATE : **08/06/19**
DRAWN BY / DESSINÉ PAR : **Author**
REVIEWED BY / VÉRIFIÉ PAR : **Checker**
SCALE / ÉCHELLE : **As indicated**
PROJECT PHASE / PHASE DU PROJET : **2**
DWG NO. / NO. DESSIN :

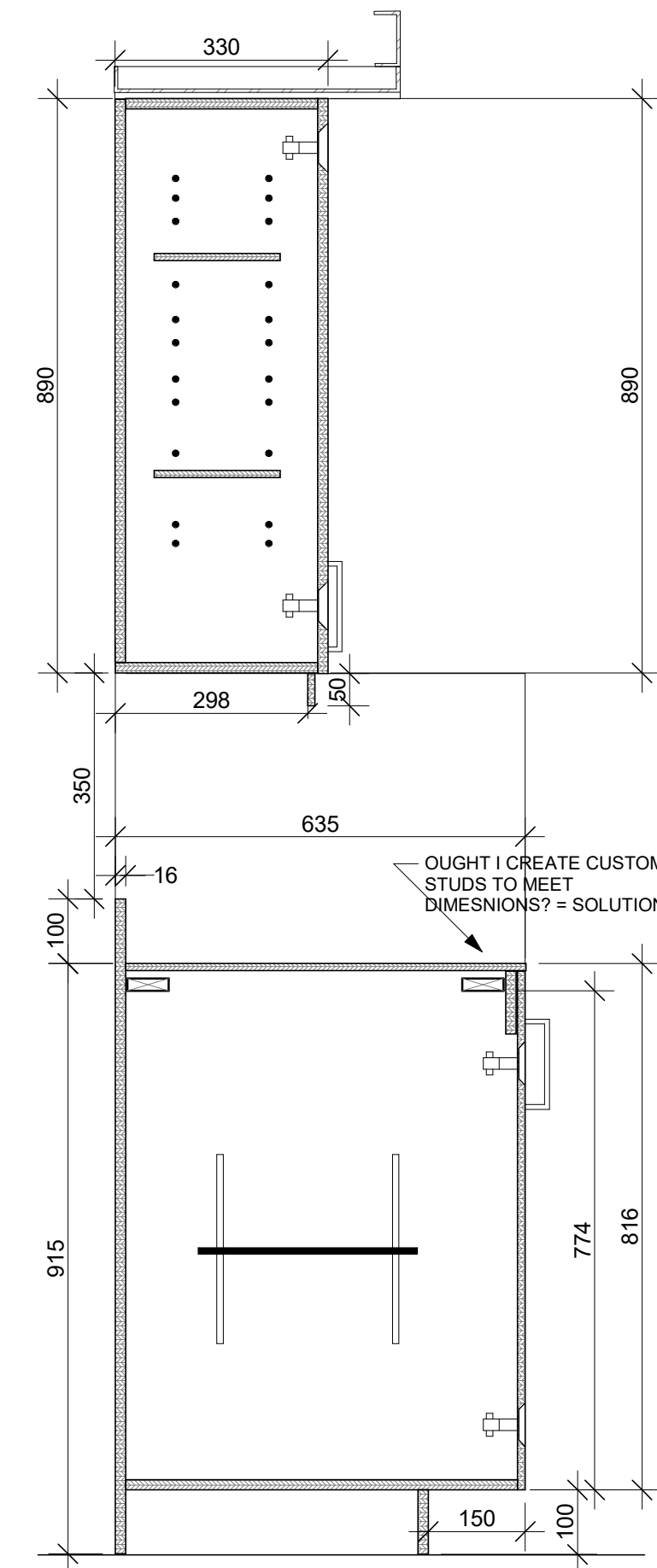
A700

REVISION NO. / NO. DE RÉVISION : **1.3**



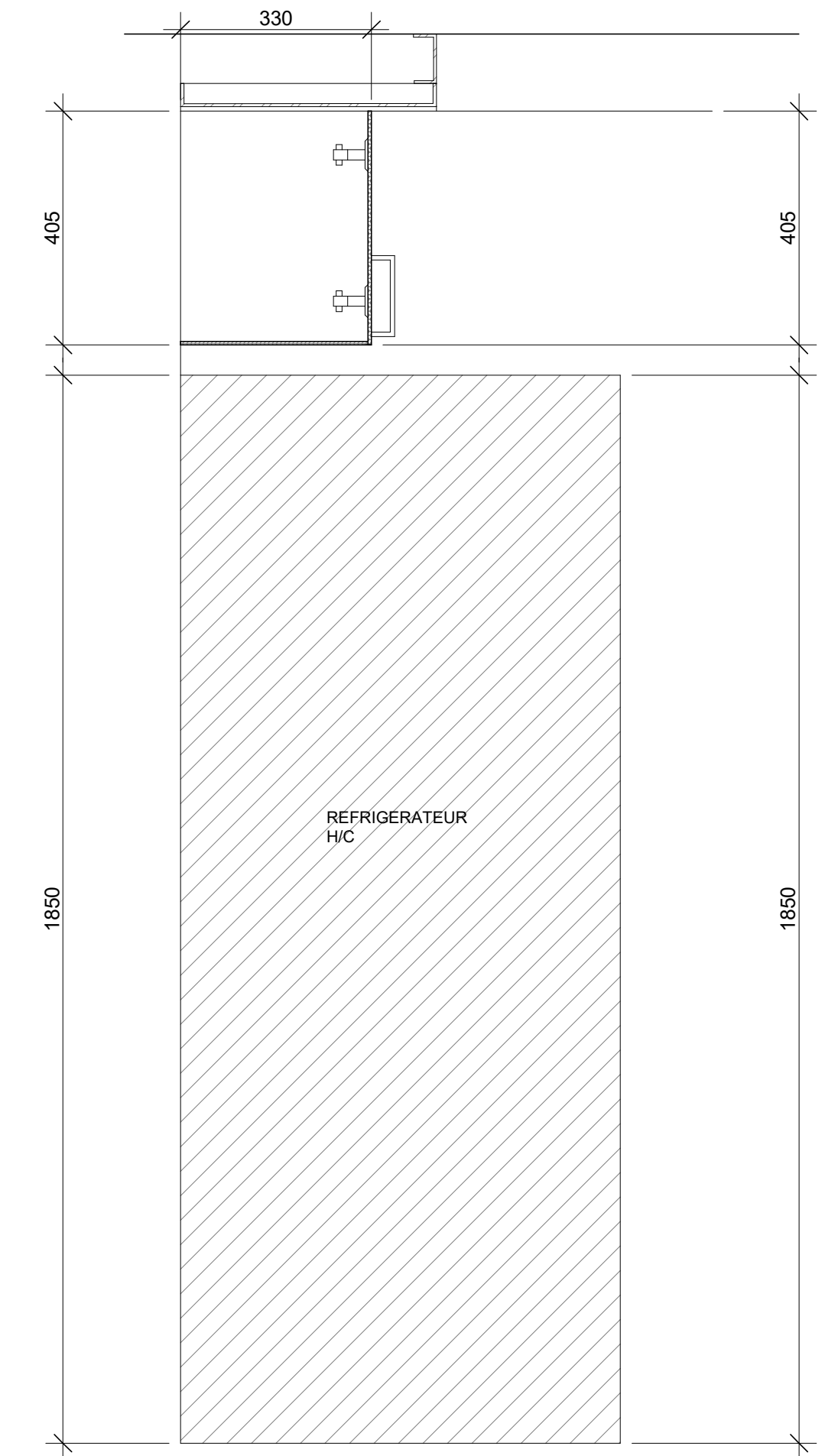
1 TYPE A KITCHEN

1 : 10



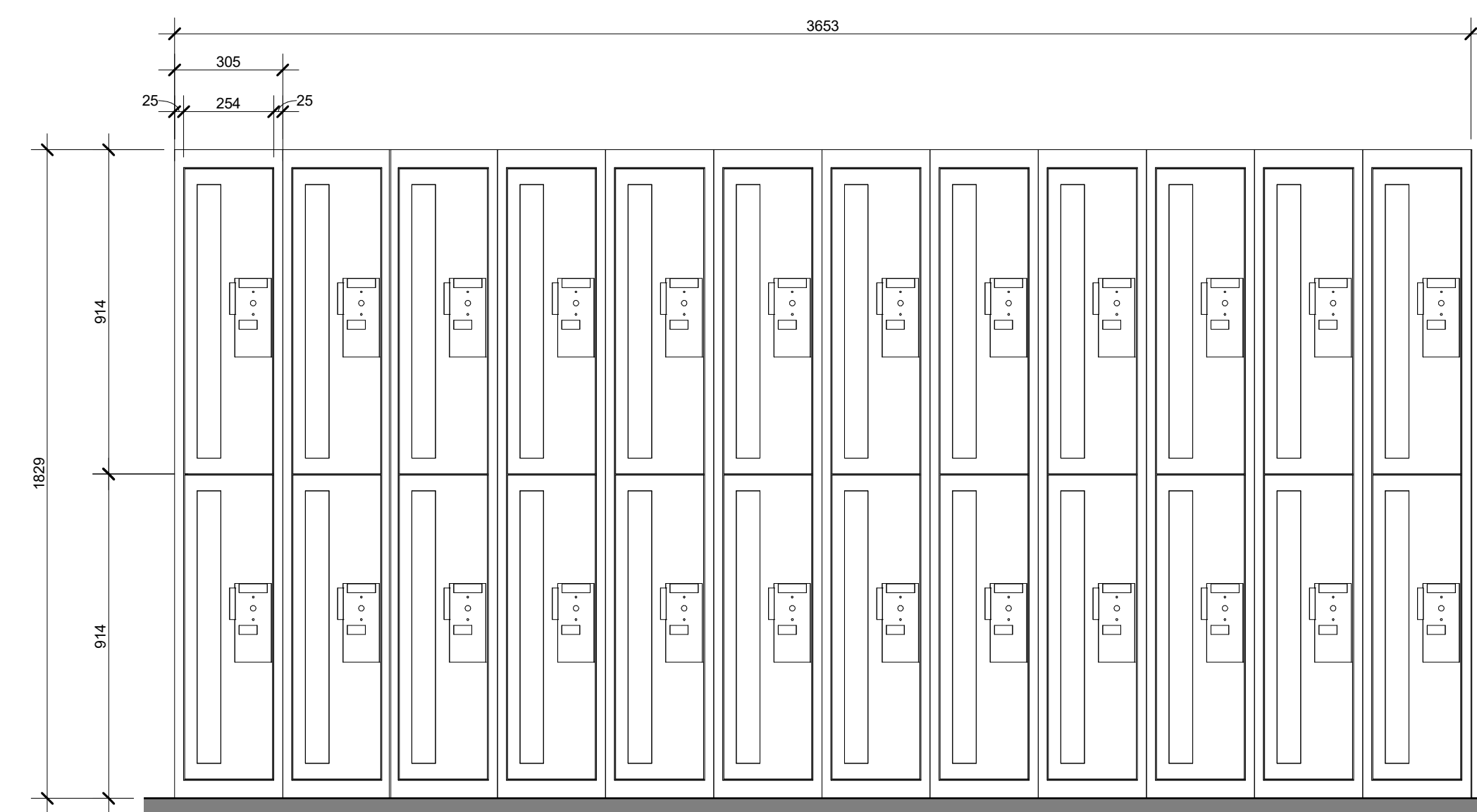
2 CABINET

A700 1 : 10



3 FRIDGE AND CABINET

A700 1 : 10



4 LOCKER ELEVATION

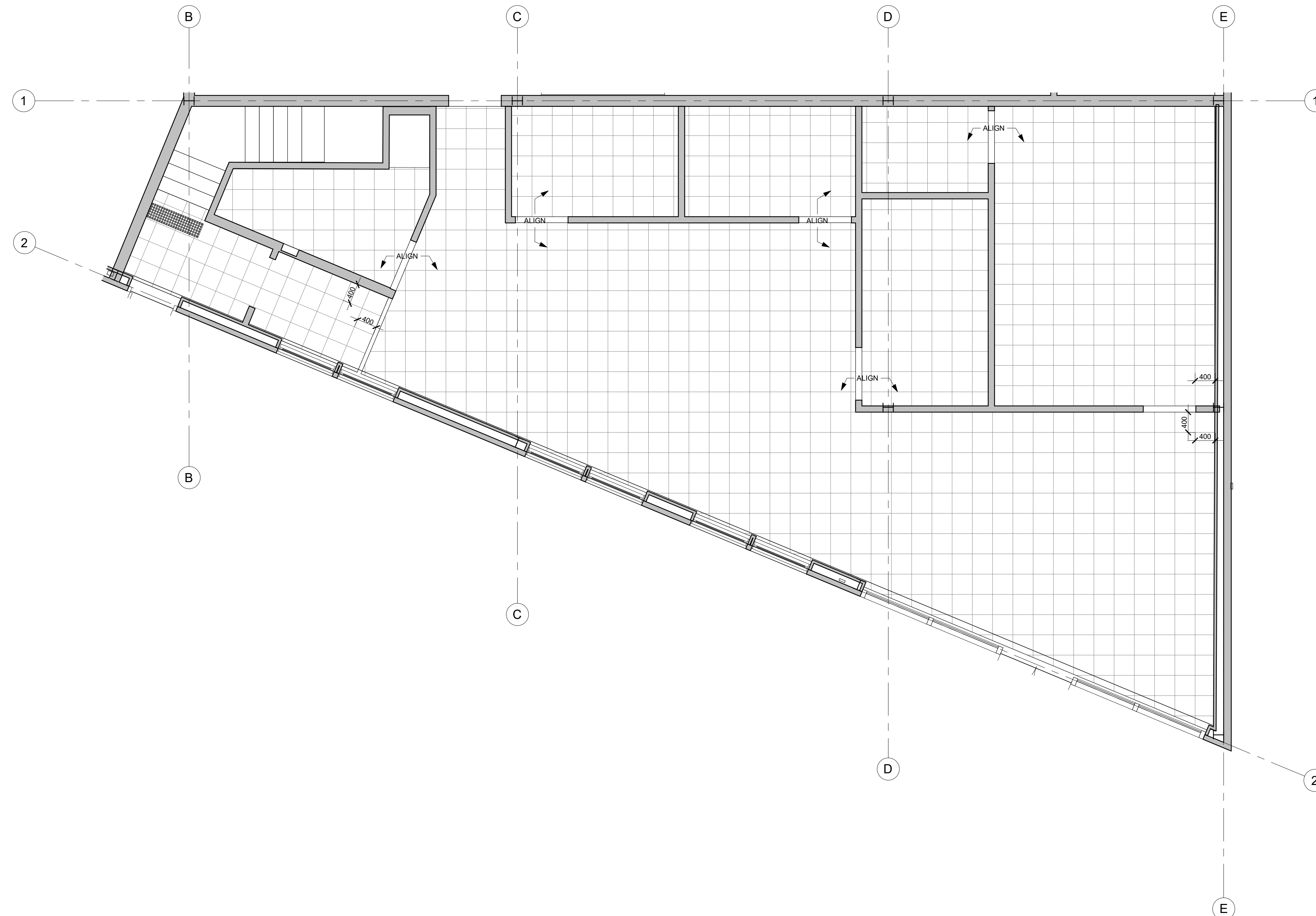
1 : 15

NOT FOR CONSTRUCTION /
PAS POUR CONSTRUCTION

This document and all information herein is confidential and the intellectual property of Rossmann Architecture Inc. It is disclosed in confidence on terms that it will not be disclosed to any third party, used, sold, loaned, licensed, or reproduced in whole or in any part in any manner or form for manufacturing, rendering or for any other purpose without the written permission of Rossmann Architecture Inc. The copyright is retained by Rossmann Architecture Inc.

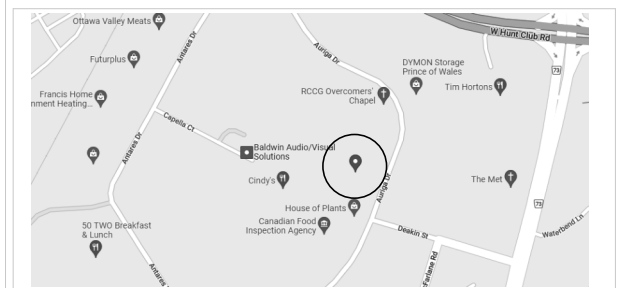
Ce document, ainsi que tous informations contenues a l'intérieur, est la propriété de Rossmann Architecture Inc. Il est divulgué en confidence sous les termes qu'il ne sera pas divulgué a aucun tiers, utilisé, vendu, prêté, licencié ou reproduit en son entier ou en partie d'aucune manière pour la manufacture, soumission ou pour autres fins sans la permission écrite de Rossmann Architecture Inc. Le droit d'auteur est retenu par Rossmann Architecture Inc.

PROJECT TEAM / ÉQUIPE DU PROJET :



1 OFFICE FINISH PLAN
1:50

KEY PLAN / PLAN CLÉ :



CLIENT :

BOUSADA

30 Auriga Drive, Nepean, K2E 8B7
Tel : XXX-XXX-XXXX | www.WEBSITE.com

revision	description	date
1.3	ISSUED FOR 99%	23-01-16
1.2	ISSUED FOR 90%	22-12-22

PROJECT NAME / NOME DU PROJET :

30 Auriga

DRAWING NAME / NOM DU DESSIN :

INTERIOR FINISH PLAN

DRAWING INFORMATION /
INFORMATION DU DESSIN :

PROJECT NO. / NO. DE PROJET : **22096**
DATE : **11/23/20**
DRAWN BY / DESSINÉ PAR : **Author**
REVIEWED BY / VÉRIFIÉ PAR : **Checker**
SCALE / ÉCHELLE : **1 : 50**
PROJECT PHASE / PHASE DU PROJET : **2**
DWG NO. / NO. DESSIN :

A701

REVISION NO. / NO. DE RÉVISION : **1.3**

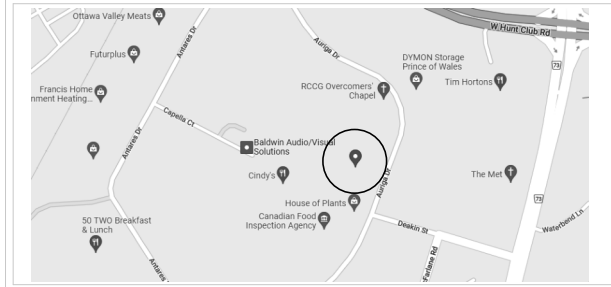
NOT FOR CONSTRUCTION /
PAS POUR CONSTRUCTION

This document and all information herein is confidential and the intellectual property of Rossmann Architecture Inc. It is disclosed in confidence on terms that it will not be disclosed to any third party, used, sold, loaned, licensed, or reproduced in whole or in any part in any manner or form for manufacturing, tendering or for any other purpose without the written permission of Rossmann Architecture Inc. The copyright is retained by Rossmann Architecture Inc.

Ce document, ainsi que tous informations contenues a l'intérieur, est la propriété de Rossmann Architecture Inc. Il est divulgué en confiance sous les termes qu'il ne sera pas divulgué a aucun tiers, utilisé, vendu, prêté, licencié ou reproduit en son entier ou en partie d'aucune manière pour la manufacture, soumission ou pour autres fins sans la permission écrite de Rossmann Architecture Inc. Le droit d'auteur est retenu par Rossmann Architecture Inc.

PROJECT TEAM / ÉQUIPE DU PROJET :

KEY PLAN / PLAN CLÉ :



CLIENT :

BOUSADA

30 Auriga Drive, Nepean, K2E 8B7
Tel : XXX-XX-XXXX | www.WEBSITE.com

1.3	ISSUED FOR 99%	23-01-16
1.2	ISSUED FOR 90%	22-12-22
revision	description	date

PROJECT NAME / NOME DU PROJET :

30 Auriga

DRAWING NAME / NOM DU DESSIN :

DOOR SCHEDULES

DRAWING INFORMATION /
INFORMATION DU DESSIN :

PROJECT NO. / NO. DE PROJET : **22096**
DATE : **01/17/19**
DRAWN BY / DESSINÉ PAR : **Author**
REVIEWED BY / VÉRIFIÉ PAR : **Checker**
SCALE / ÉCHELLE : **As indicated**
PROJECT PHASE / PHASE DU PROJET : **2**
DWG NO. / NO. DESSIN :

A800

REVISION NO. / NO. DE RÉVISION : **1.3**

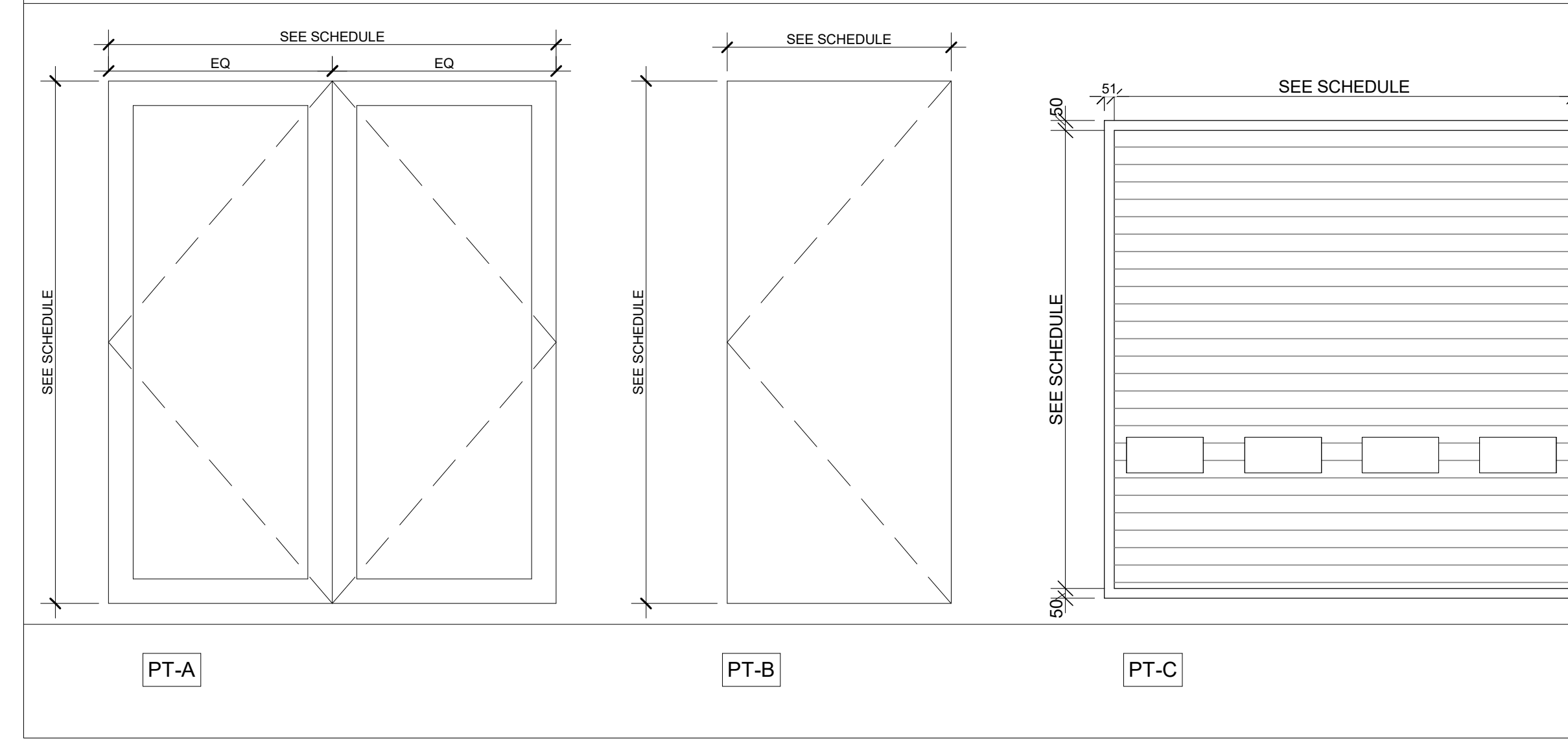
DOOR SHCHEDULE

TYPE MARK	CATEGORY	WIDTH	HEIGHT	THICKNESS	PANEL TYPE	PANEL MATERIAL	PANEL FINISH	GLASS PANEL	FRAME TYPE	FRAME MATERIAL	FRAME FINISH	DOOR HARDWARE	SILL TYPE	FRR	REMARKS	COUNT
DR-01	EXTERIOR	1510	2155	150	PT-A	ALUMINUM	ANODIZED	TEMPERED	-	ALUMINUM	-	HD-A	ALUMINUM	-	MAIN FRONT ENTRANCE DOOR	1
DR-02	EXTERIOR	1930	2245	55	PT-A	ALUMINUM	ANODIZED	TEMPERED	FT-D	ALUMINUM	-	HD-A	ALUMINUM	-	MAIN FRONT ENTRANCE DOOR	1
DR-03	EXTERIOR	914	2134	45	PT-D	METAL	PAINT	-	FT-A	METAL	PAINT	HD-C	ALUMINUM	-	SIDE ENTRANCE DOOR	4
DR-04	INTERIOR	914	2134	45	PT-D	METAL	PAINT	-	FT-A	METAL	PAINT	HD-C	ALUMINUM	1.5 h		3
DR-05	INTERIOR	914	2134	45	PT-D	METAL	PAINT	-	FT-A	METAL	PAINT	HD-C	-	45 min		3
DR-06	EXTERIOR	3658	3658	44	PT-E	METAL	PAINT	-	FT-D	METAL	PAINT	-	-	-	GARAGE DOOR	2
DR-07	EXTERIOR	4267	4877	44	PT-E	METAL	PAINT	-	FT-D	METAL	PAINT	-	-	-	GARAGE DOOR	1
DR-08	INTERIOR	914	2134	50	PT-D	METAL	PAINT	-	FT-A	METAL	PAINT	HD-B	-	-	BARRIER FREE BATHROOM DOOR	2
DR-09	INTERIOR	914	2134	50	PT-D	METAL	PAINT	-	FT-A	METAL	PAINT	HD-C	-	-		7
DR-10	EXTERIOR	762	320	40	-	METAL	-	-	-	METAL	-	-	-	45 min	ROOF HATCH DOOR	2

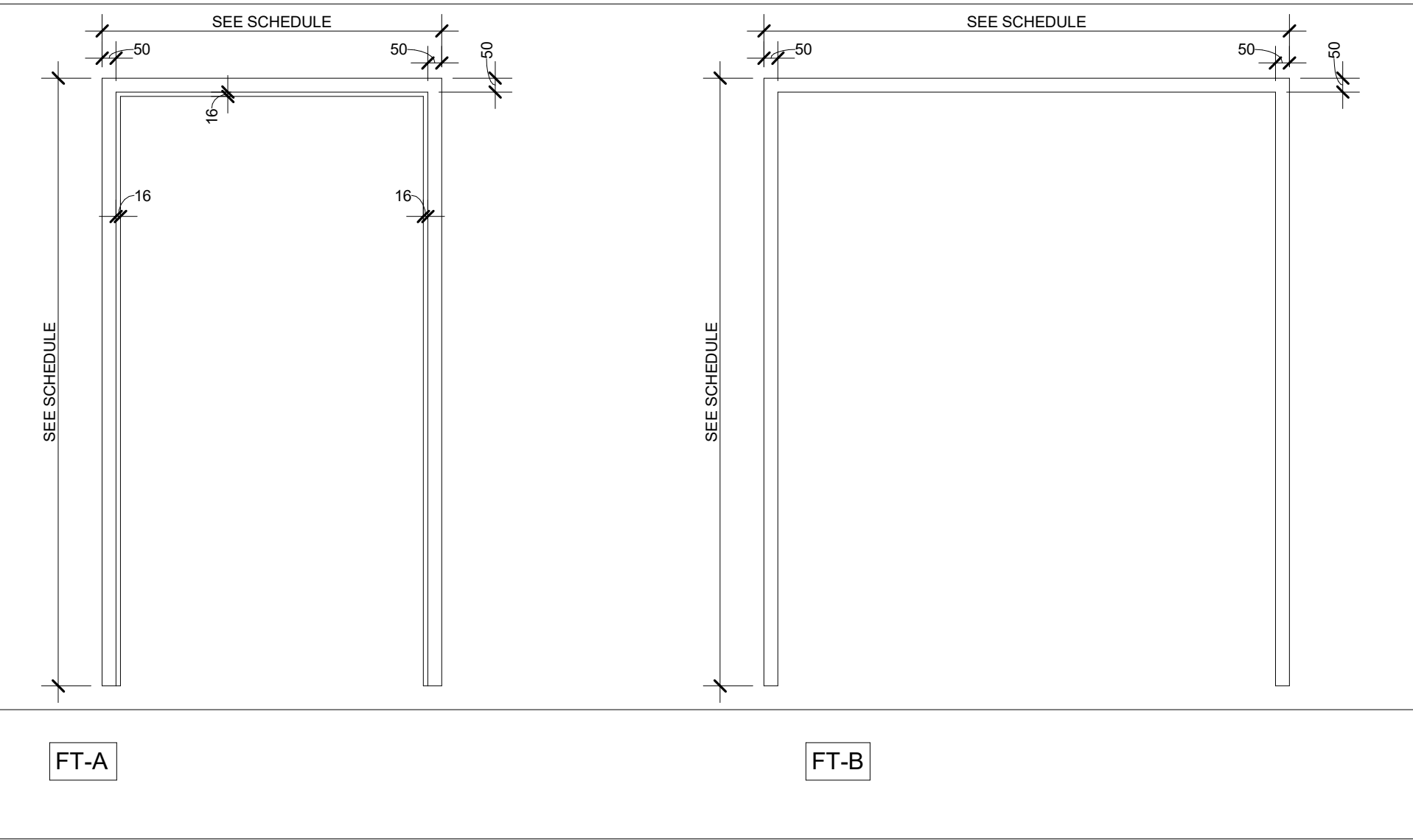
DOOR HARDWARE

GROUP	GRID MARKER
HD-A	BUILDING ACCESS
	<ul style="list-style-type: none"> 3 HINGES (U.L.C.) DOOR LATCH HANDLE (INSIDE) DOOR CLOSER AUTOMATIC DOOR OPENER (BUTTON) PERIMETER SMOKE BARRIER KEY FOB STROKE PERIMETER WEATHER STRIPPING
HD-B	BARRIER FREE WASHROOM ACCESS
	<ul style="list-style-type: none"> 3 HINGES (U.L.C.) DOOR LATCH HANDLE (INSIDE/OUTSIDE) DOOR CLOSER AUTOMATIC DOOR OPENER (BUTTON) PANIC BAR (INSIDE)
HD-C	BUILDING/EXIT ACCESS
	<ul style="list-style-type: none"> 3 HINGES (U.L.C.) DOOR LATCH HANDLE (OUTSIDE) CRASH BAR DOOR (EXTERIOR) (ATOMATIC LOCK) DOOR CLOSER PERIMETER SMOKE BARRIER KEY FOB STROKE PERIMETER WEATHER STRIPPING
HD-D	SUITE PRIVACY
	<ul style="list-style-type: none"> 3 HINGES (U.L.C.) LOCK WITH DECORATIVE HANDLE

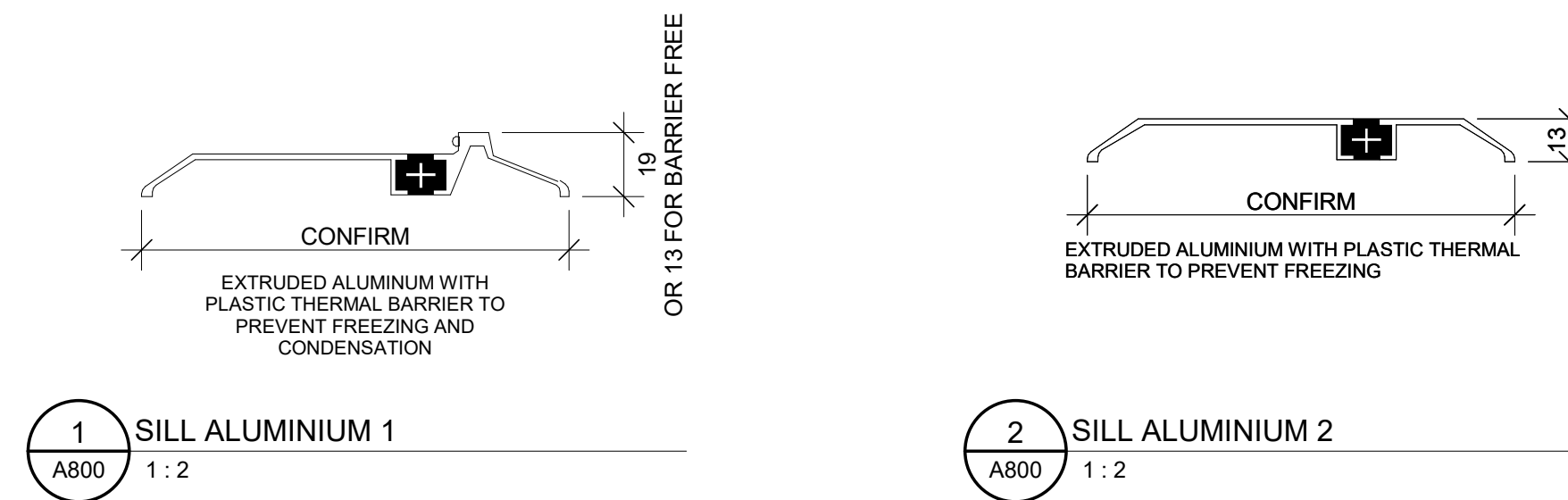
DOOR TYPES - ELEVATIONS (1:25) :



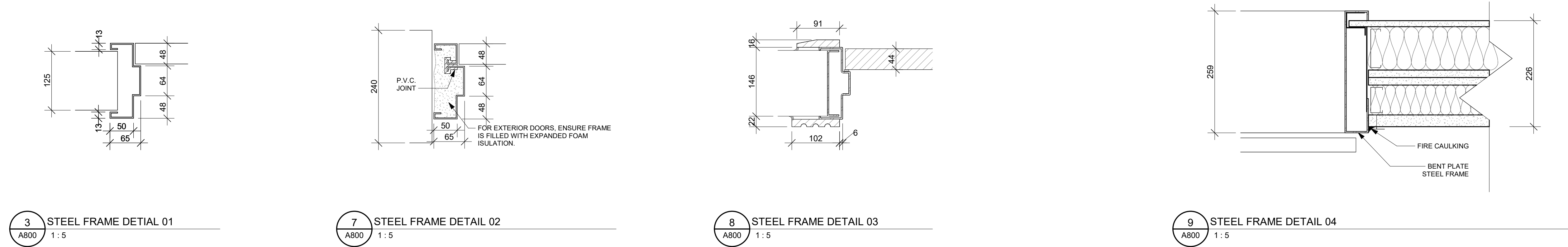
FRAME TYPES (1:25) :



TYPICAL DOOR SILL DETAILS:



TYPICAL DOOR FRAME DETAILS:



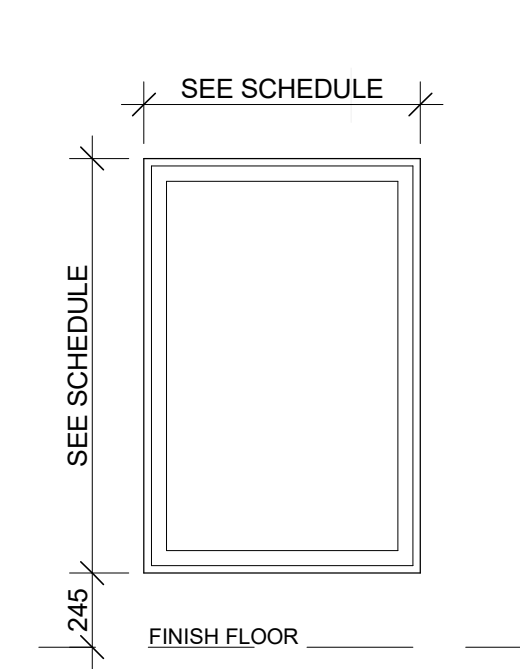
NOT FOR CONSTRUCTION /
PAS POUR CONSTRUCTION

This document and all information herein is confidential and the intellectual property of Rossmann Architecture Inc. It is disclosed in confidence on terms that it will not be disclosed to any third party, used, sold, loaned, licensed, or reproduced in whole or in any part in any manner or form for manufacturing, tending or for any other purpose without the written permission of Rossmann Architecture Inc. The copyright is retained by Rossmann Architecture Inc.

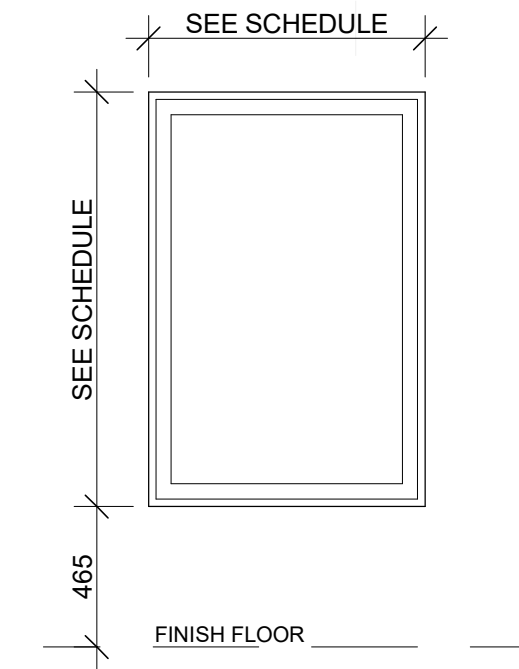
Ce document, ainsi que tous informations contenues a l'intérieur, est la propriété de Rossmann Architecture Inc. Il est divulgué en confidence sous les termes qu'il ne sera pas divulgué a aucun tierce partie, utilisé, vendu, prêté, licencié ou reproduit en son entier ou en partie d'aucune maniere pour la manufacture, soumission ou pour autres fins sans la permission écrite de Rossmann Architecture Inc. Le droit d'auteur est retenu par Rossmann Architecture Inc.

PROJECT TEAM / ÉQUIPE DU PROJET :


WINDOW SCHEDULE				
TYPE	WIDTH	HEIGHT	COMMENTS	COUNT
WD-01	1200	2000	FIXED WINDOWS	18



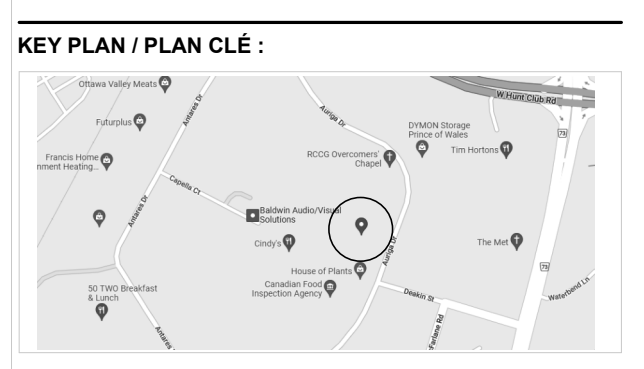
1 WINDOW 01 @ GROUND FLOOR
A810 1:25



2 WINDOW 01 @ SECOND FLOOR
A810 1:25



3 SOUTH ELEVATION- CURTAIN WALL
1:20



30 Auriga Drive, Nepean, K2E 8B7
Tel : XXX-XXX-XXXX | www.WEBSITE.com

1.3	ISSUED FOR 99%	23-01-16
1.2	ISSUED FOR 90%	22-12-22
revision	description	date

PROJECT NAME / NOME DU PROJET :

30 Auriga

DRAWING NAME / NOM DU DESSIN :
WINDOW SCHEDULES

DRAWING INFORMATION / INFORMATION DU DESSIN :

PROJECT NO. / NO. DE PROJET : **22096**
DATE : **08/28/20**
DRAWN BY / DESSINÉ PAR : **Author**
REVIEWED BY / VÉRIFIÉ PAR : **Checker**
SCALE / ÉCHELLE : **As indicated**
PROJECT PHASE / PHASE DU PROJET : **2**
DWG NO. / NO. DESSIN :

A810

REVISION NO. / NO. DE RÉVISION : **1.3**