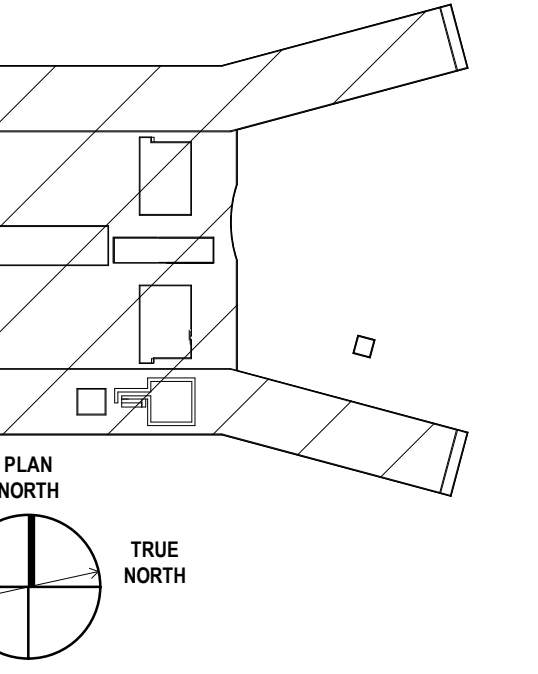


- GENERAL NOTES**
- DO NOT SCALE DRAWINGS. THE LOCATIONS OF ALL ITEMS SHOWN ON THE DRAWINGS OR SPECIFIED THAT ARE NOT DEFINITELY FIXED BY THE DIMENSIONS ARE APPROXIMATE. ONLY THE EXACT LOCATIONS NECESSARY TO SECURE THE BEST CONDITIONS AND RESULTS MUST BE DETERMINED BY THE SITE CONDITIONS. REVIEW ALL REVISIONS WITH THE CONSULTANT.
  - FLOOR PLANS SHALL BE READ IN CONJUNCTION WITH THE ARCHITECTURAL, LANDSCAPE AND STRUCTURAL DRAWINGS.
  - COORDINATE CONCRETE LIGHTING BASE WITH STRUCTURAL ENGINEER AND COORDINATE EXACT LOCATIONS ON SITE PRIOR POURING.
  - CONTRACTOR TO COORDINATE ALL ELECTRICAL IN-SLAB CONDUITS WITH STRUCTURAL ENGINEER AND ALL OTHER IN-SLAB SERVICES TO ENSURE THERE ARE NO INTERFERENCES.
  - REFER TO DIRECT BURIED DUCT BANK FOR LIGHTING AND LIGHTING STANDARD BASE DETAILS FOR POWER INSTALLATION REQUIREMENT.
- REVISIONS/NOTES**
1. PROVIDE 2 AWAY - 6mm PVC CONDUITS HOME RUN TO LIGHTING PANEL IN MAIN ELECTRICAL ROOMS. COORDINATE CONDUIT SIZES WITH LIGHT CIRCUITS AS REQUIRED ON SITE.
2. PROVIDE A TOTAL OF FOUR (4) PHOTOCELLS TO CONTROL ALL EXTERIOR LIGHTING FIXTURES SHOWN. PROVIDE RELAY TO BUILT LIGHTING CIRCUITS. EACH PHOTOCELL TO CONTROL LIGHTS ON ONE SIDE OF THE BUILDING, THAT IS EAST, WEST, SOUTH AND NORTH.



**KEY PLAN**



**PROJECT TEAM**

- Project Manager
- Project Designer
- Project Architect
- Landscape Architect
- Civil Engineer
- Structural Engineer
- Mechanical Engineer
- Plumbing Engineer
- Interior Designer
- Equipment Planner
- Wayfinding

**MARK DATE DESCRIPTION**

MARK	DATE	DESCRIPTION
1	2022/09/30	ISSUED FOR PRE-CONSULTATION
2	2022/10/26	DRAFT FOR 90% SD
3	2022/11/30	ISSUED FOR EPC & FLUDA - 1ST SUBMISSION

**Project Number**

22105.001

**Original Issue**

02/10/2023

**Sheet Name**

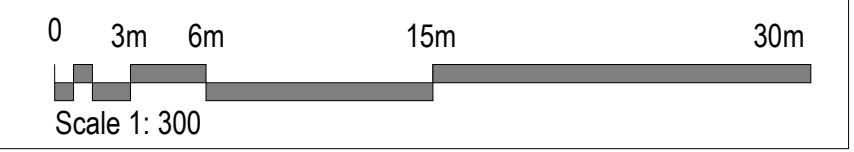
ELECTRICAL SITE  
PLAN -OVERALL

**Sheet Number**


**E-101**

**Project Status**

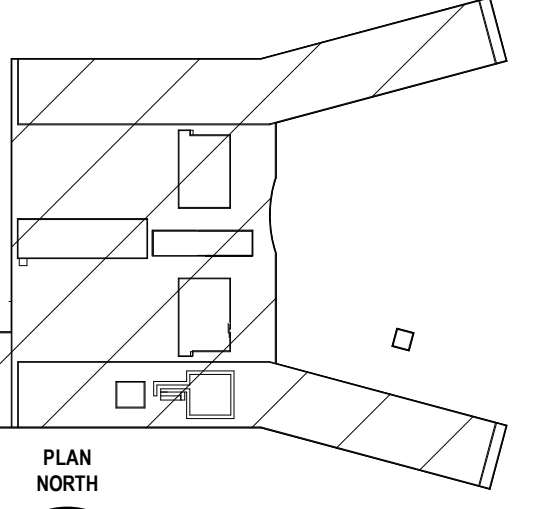
\*\* Work in Progress / Issued for Permit / etc.







KEY PLAN



- Project Manager
- Project Designer
- Project Architect
- Landscape Architect
- Civil Engineer
- Structural Engineer
- Mechanical Engineer
- Electrical Engineer
- Plumbing Engineer
- Interior Designer
- Equipment Planner
- Wayfinding

Sheet Reviewer | Author

MARK	DATE	DESCRIPTION
1	2022/09/30	ISSUED FOR PRE-CONSULTATION
2	2022/10/26	DRAFT FOR 90% SD
3	2022/11/30	ISSUED FOR EPC & FLUDA - 1ST SUBMISSION

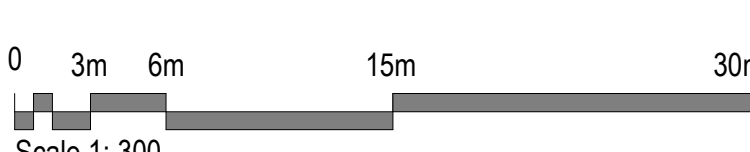
Project Number: 22150.001  
Original Issue: 09/30/22

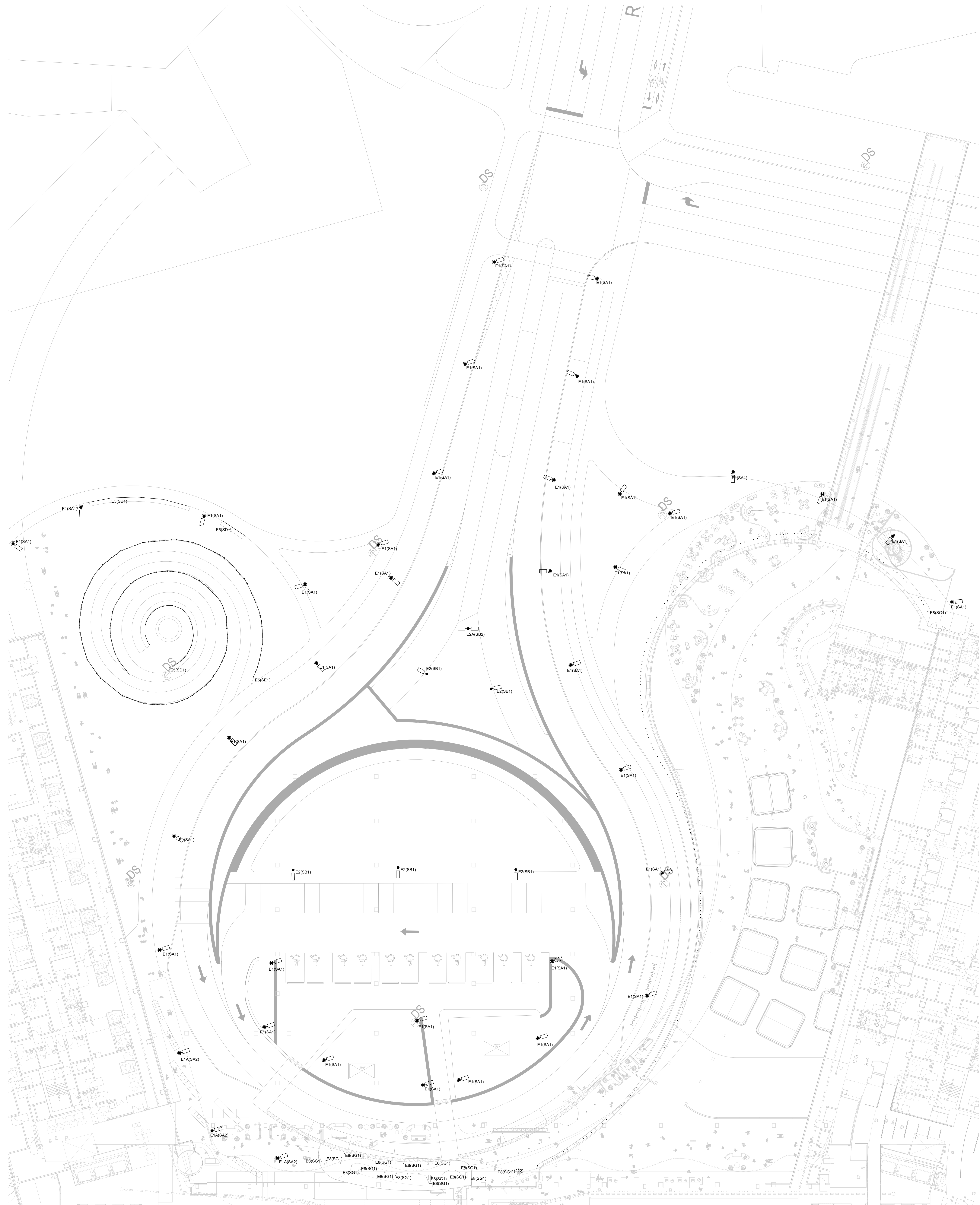
PRELIMINARY  
NOT FOR CONSTRUCTION

Sheet Name  
**ELECTRICAL SITE  
PLAN 1 OF 5**

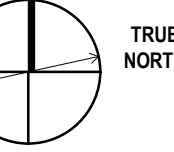
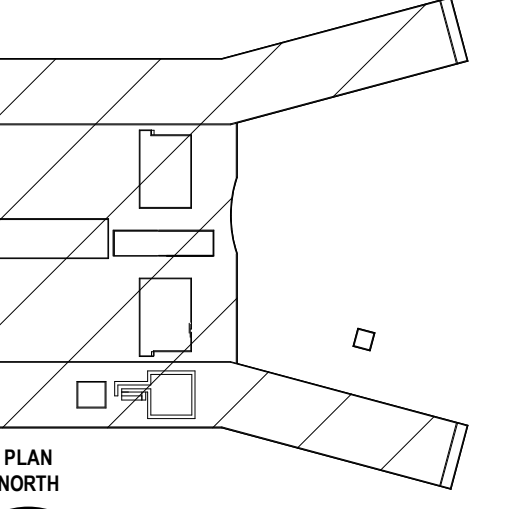
Sheet Number  
**E-101A**

Project Status  
\*\* Work in Progress / Issued for Permit / etc...





KEY PLAN



Project Manager  
Project Designer  
Project Architect  
Landscape Architect  
Civil Engineer  
Structural Engineer  
Mechanical Engineer  
Electrical Engineer  
Plumbing Engineer  
Interior Designer  
Equipment Planner  
Wayfinding

Sheet Reviewer | Author

MARK	DATE	DESCRIPTION
1	2022/09/30	ISSUED FOR PRE-CONSULTATION
2	2022/10/26	DRAFT FOR 90% SD
3	2022/11/30	ISSUED FOR EPC & FLUDA - 1ST SUBMISSION

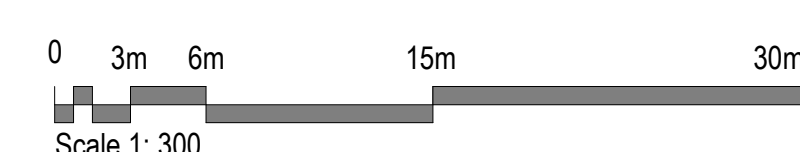
Project Number | 22150.001  
Original Issue | 08/11/22

PRELIMINARY  
NOT FOR CONSTRUCTION

SHEET NAME  
ELECTRICAL SITE  
PLAN 2 OF 5

SHEET NUMBER  
E-101B

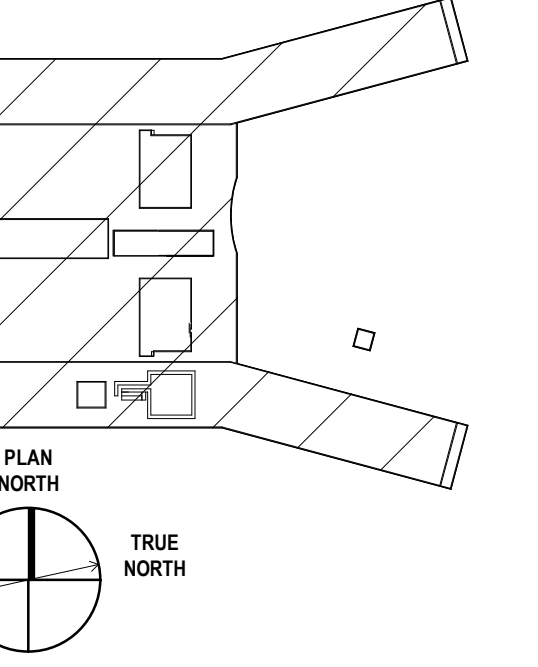
Project Status  
\*\* Work in Progress / Issued for Permit / etc...







KEY PLAN



- Project Manager
- Project Designer
- Project Architect
- Landscape Architect
- Civil Engineer
- Structural Engineer
- Mechanical Engineer
- Electrical Engineer
- Plumbing Engineer
- Interior Designer
- Equipment Planner
- Wayfinding

Sheet Reviewer: Author

MARK	DATE	DESCRIPTION
1	2022/09/30	ISSUED FOR PRE-CONSULTATION
2	2022/10/26	DRAFT FOR 90% SD
3	2022/11/30	ISSUED FOR EPC & FLUDA - 1ST SUBMISSION

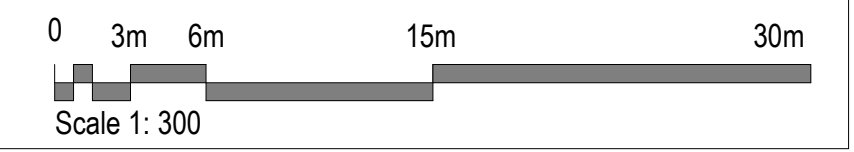
Project Number: 22150.001  
Original Issue: 08/11/22

PRELIMINARY  
NOT FOR CONSTRUCTION

Sheet Name  
ELECTRICAL SITE  
PLAN 3 OF 5

Sheet Number  
E-101C

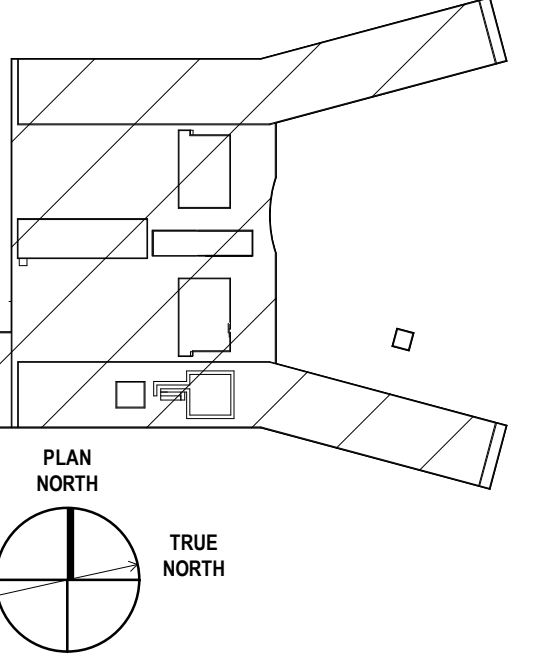
Project Status  
\*\* Work in Progress / Issued for Permit / etc...







KEY PLAN



- Project Manager
- Project Designer
- Project Architect
- Landscape Architect
- Civil Engineer
- Structural Engineer
- Mechanical Engineer
- Electrical Engineer
- Plumbing Engineer
- Interior Designer
- Equipment Planner
- Wayfinding

Sheet Reviewer | Author

MARK	DATE	DESCRIPTION
1	2022/09/30	ISSUED FOR PRE-CONSULTATION
2	2022/10/26	DRAFT FOR 90% SD
3	2022/11/30	ISSUED FOR EPC & FLUDA - 1ST SUBMISSION

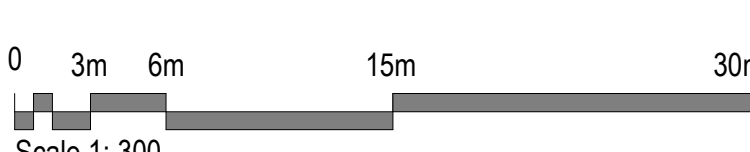
Project Number | 22150.001  
Original Issue | 09/3/22

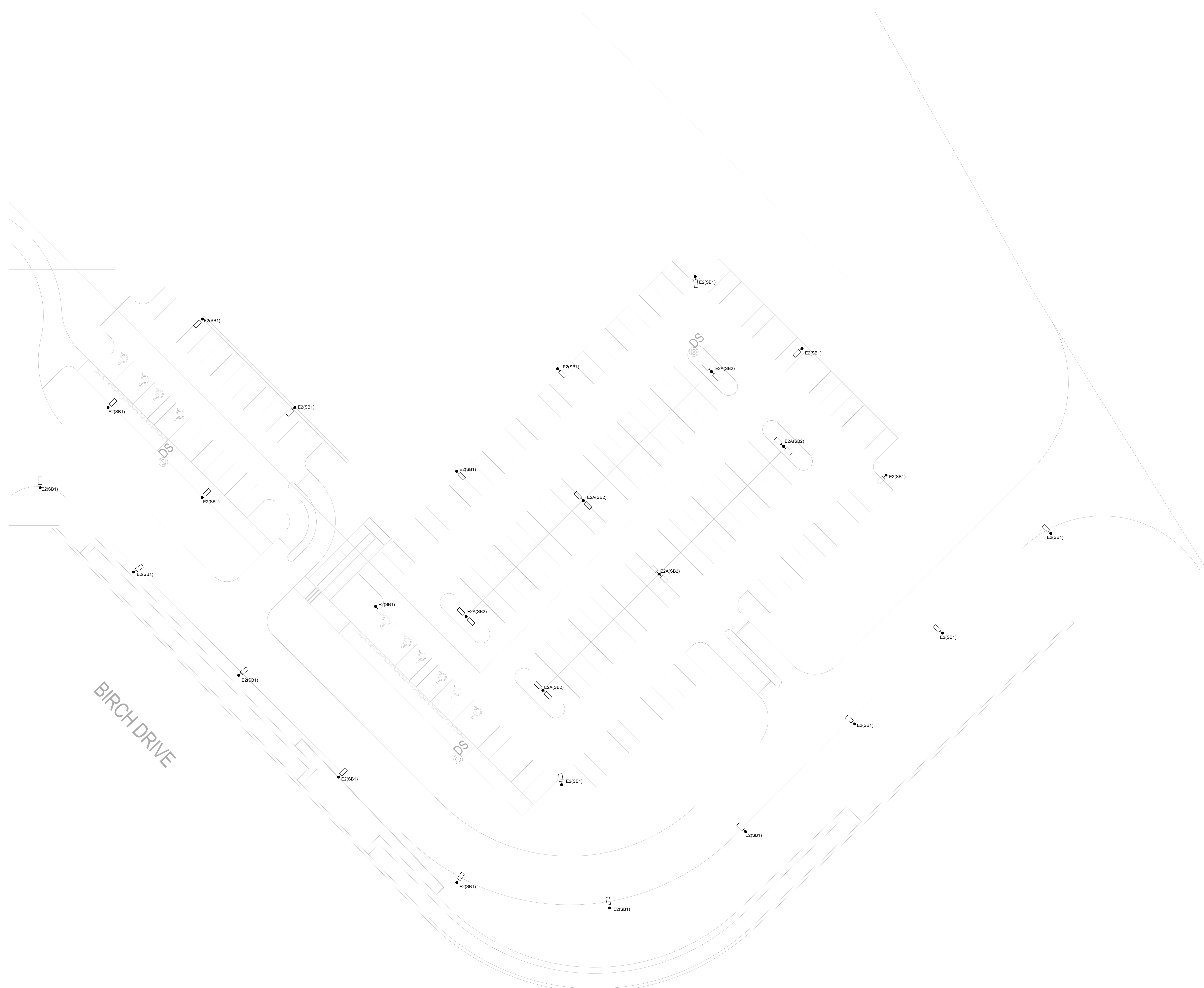
PRELIMINARY  
NOT FOR CONSTRUCTION

Sheet Name  
**ELECTRICAL SITE  
PLAN 4 OF 5**

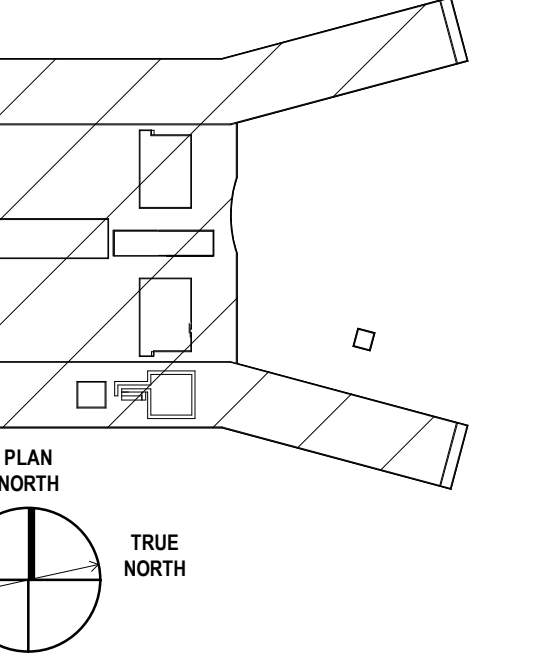
Sheet Number  
**E-101D**

Project Status  
\*\* Work in Progress / Issued for Permit / etc...





KEY PLAN



Project Manager  
Project Designer  
Project Architect  
Landscape Architect  
Civil Engineer  
Structural Engineer  
Mechanical Engineer  
Electrical Engineer  
Plumbing Engineer  
Interior Designer  
Equipment Planner  
Wayfinding

Sheet Reviewer | Author

MARK	DATE	DESCRIPTION
1	2022/09/30	ISSUED FOR PRE-CONSULTATION
2	2022/10/26	DRAFT FOR 90% SD
3	2022/11/30	ISSUED FOR EPC & FLUDA - 1ST SUBMISSION

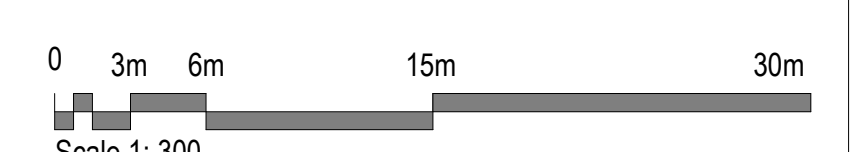
Project Number: 22150.001  
Original Issue: 09/30/22

PRELIMINARY  
NOT FOR CONSTRUCTION

Sheet Name  
**ELECTRICAL SITE  
PLAN 5 OF 5**

Sheet Number  
**E-101E**

Project Status  
\*\* Work in Progress / Issued for Permit / etc...





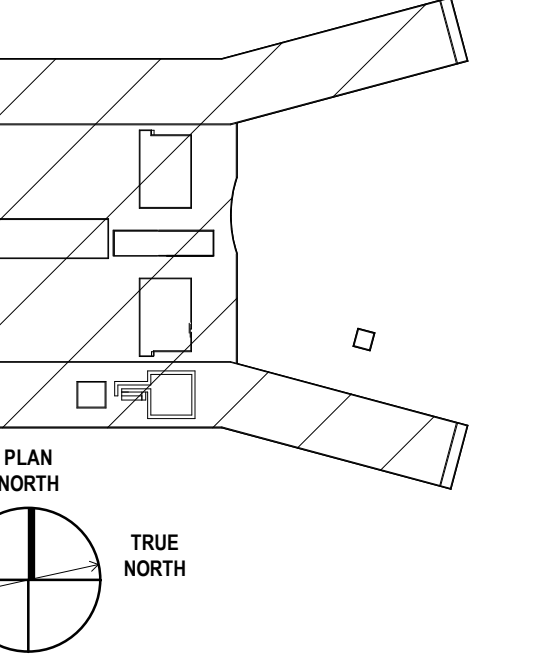


Illumination values shown  
LFF .8

Location	Level	Value
Calculation Summary		
Level 01	Lot	15.34
Level 02	Lot	15.34
Level 03	Lot	15.34
Level 04	Lot	15.34
Level 05	Lot	15.34
Level 06	Lot	15.34
Level 07	Lot	15.34
Level 08	Lot	15.34
Level 09	Lot	15.34
Level 10	Lot	15.34
Level 11	Lot	15.34
Level 12	Lot	15.34
Level 13	Lot	15.34
Level 14	Lot	15.34
Level 15	Lot	15.34
Level 16	Lot	15.34
Level 17	Lot	15.34
Level 18	Lot	15.34
Level 19	Lot	15.34
Level 20	Lot	15.34
Level 21	Lot	15.34
Level 22	Lot	15.34
Level 23	Lot	15.34
Level 24	Lot	15.34
Level 25	Lot	15.34
Level 26	Lot	15.34
Level 27	Lot	15.34
Level 28	Lot	15.34
Level 29	Lot	15.34
Level 30	Lot	15.34
Level 31	Lot	15.34
Level 32	Lot	15.34
Level 33	Lot	15.34
Level 34	Lot	15.34
Level 35	Lot	15.34
Level 36	Lot	15.34
Level 37	Lot	15.34
Level 38	Lot	15.34
Level 39	Lot	15.34
Level 40	Lot	15.34
Level 41	Lot	15.34
Level 42	Lot	15.34
Level 43	Lot	15.34
Level 44	Lot	15.34
Level 45	Lot	15.34
Level 46	Lot	15.34
Level 47	Lot	15.34
Level 48	Lot	15.34
Level 49	Lot	15.34
Level 50	Lot	15.34
Level 51	Lot	15.34
Level 52	Lot	15.34
Level 53	Lot	15.34
Level 54	Lot	15.34
Level 55	Lot	15.34
Level 56	Lot	15.34
Level 57	Lot	15.34
Level 58	Lot	15.34
Level 59	Lot	15.34
Level 60	Lot	15.34
Level 61	Lot	15.34
Level 62	Lot	15.34
Level 63	Lot	15.34
Level 64	Lot	15.34
Level 65	Lot	15.34
Level 66	Lot	15.34
Level 67	Lot	15.34
Level 68	Lot	15.34
Level 69	Lot	15.34
Level 70	Lot	15.34
Level 71	Lot	15.34
Level 72	Lot	15.34
Level 73	Lot	15.34
Level 74	Lot	15.34
Level 75	Lot	15.34
Level 76	Lot	15.34
Level 77	Lot	15.34
Level 78	Lot	15.34
Level 79	Lot	15.34
Level 80	Lot	15.34
Level 81	Lot	15.34
Level 82	Lot	15.34
Level 83	Lot	15.34
Level 84	Lot	15.34
Level 85	Lot	15.34
Level 86	Lot	15.34
Level 87	Lot	15.34
Level 88	Lot	15.34
Level 89	Lot	15.34
Level 90	Lot	15.34
Level 91	Lot	15.34
Level 92	Lot	15.34
Level 93	Lot	15.34
Level 94	Lot	15.34
Level 95	Lot	15.34
Level 96	Lot	15.34
Level 97	Lot	15.34
Level 98	Lot	15.34
Level 99	Lot	15.34
Level 100	Lot	15.34

<p>Catalog Number: LXS-VA-2-735-SYM-C-BK Mounting Height: 3.8 m</p>	<p>Catalog Number: LXS-VA-3-735-SYM-C-BK Mounting Height: 3.8 m</p>	<p>Catalog Number: LXS-VA-2-735-ASW-C-BK Mounting Height: 3.8 m</p>
<p>Catalog Number: P20-C-A03-835-T45-AR1-BK Mounting Height: 6 m</p>	<p>Catalog Number: P20-C-A03-835-T45-AR1-BK Mounting Height: 6 m</p>	<p>Catalog Number: P20-C-A05-835-T45-AR1-BK Mounting Height: 6 m</p>
<p>Catalog Number: WEDGE3 LED IP1-30K-60-8FT-4VOLT Mounting Height: 3.8 m</p>	<p>Catalog Number: WEDGE2 LED IP2-30K-80-VF-4VOLT Mounting Height: 3.8 m</p>	<p>Catalog Number: ADONIS-HYDRA-HD06-W9-32 Mounting Height: 381 mm</p>
<p>Catalog Number: HS-W35-C080A-01 Mounting Height: REFER TO SITE PLANS CRK MH</p>	<p>Catalog Number: B3RA-F-06L2-35KS-T20-S- BL-BL-SA-LIMV Mounting Height: Vary MH with Canopy height</p>	<p>Catalog Number: BEGA - 77 089 Mounting Height: RECESSED INTO GRADE</p>

KEY PLAN



PLAN NORTH

TRUE NORTH

Project Manager  
 Project Designer  
 Project Architect  
 Landscape Architect  
 Civil Engineer  
 Structural Engineer  
 Mechanical Engineer  
 Electrical Engineer  
 Plumbing Engineer  
 Interior Designer  
 Equipment Planner  
 Wayfinding

Sheet Reviewer

Author

MARK DATE DESCRIPTION

1 2022/09/30 ISSUED FOR PRE-CONSULTATION

2 2022/10/26 DRAFT FOR 90% SD

3 2022/11/30 ISSUED FOR EPC & FLUDA - 1ST SUBMISSION

Project Number 22150.001

Original Issue 09/11/22

PRELIMINARY  
NOT FOR CONSTRUCTION

ELECTRICAL SITE  
PLAN - FIXTURE  
SCHEDULE

Sheet Number

**E-101F**

Project Status

\*\* Work in Progress / Issued for Permit / etc...

